



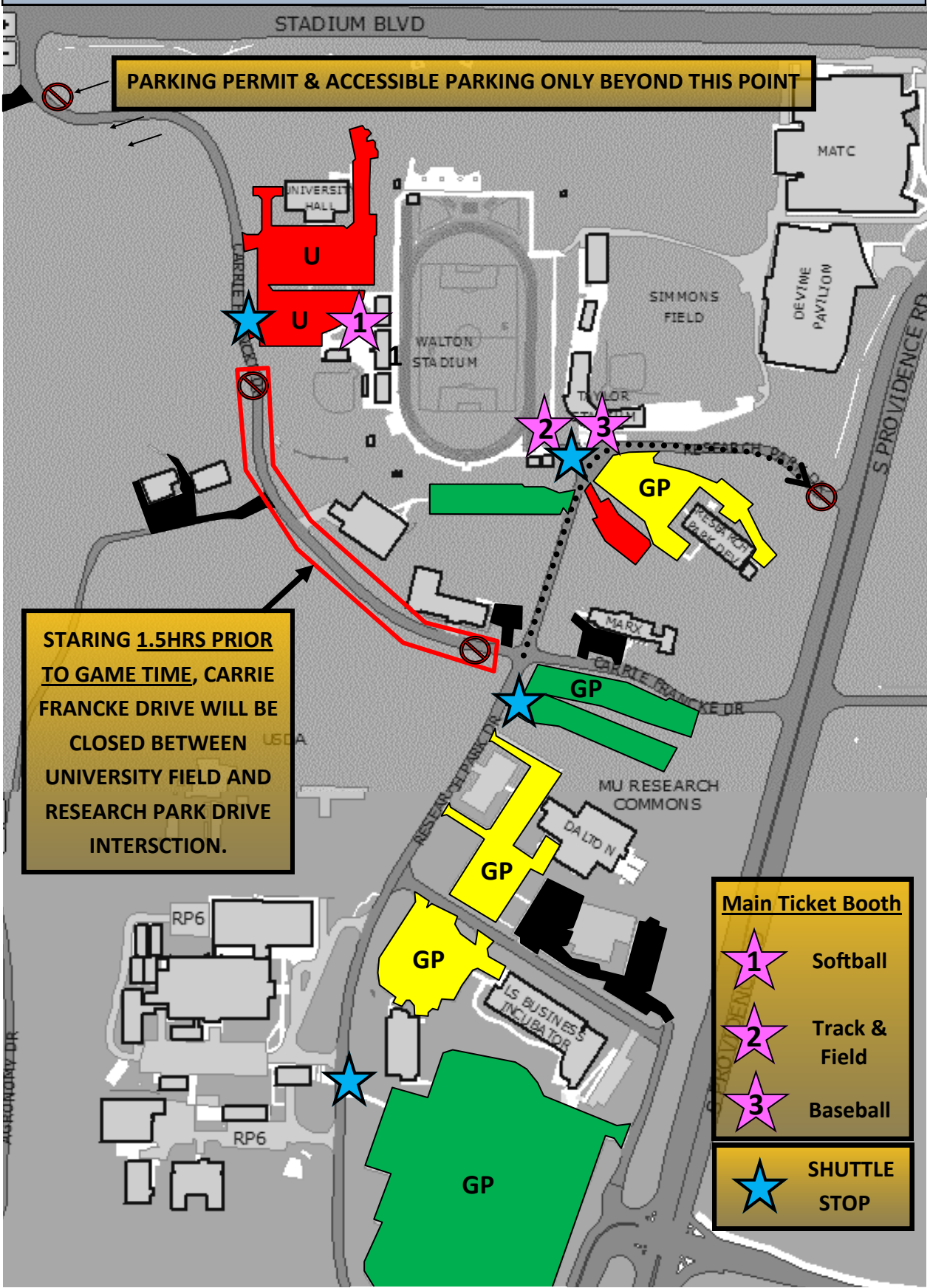


May 1-2, 2015 — PARKING GUIDE

 <p>RESERVED FOR PERMIT PARKING ONLY</p>	 <p>GENERAL PUBLIC PARKING</p>	 <p>GENERAL PUBLIC PARKING ONLY AFTER 5 PM ON WEEKDAYS</p>	 <p>NO PARKING ANYTIME</p>
--	--	--	--



PARKING PERMIT & ACCESSIBLE PARKING ONLY BEYOND THIS POINT

STARTING 1.5 HRS PRIOR TO GAME TIME, CHARLIE FRANCKE DRIVE WILL BE CLOSED BETWEEN UNIVERSITY FIELD AND RESEARCH PARK DRIVE INTERSECTION.

Main Ticket Booth

-  Softball
-  Track & Field
-  Baseball
-  SHUTTLE STOP