6 COLLEGE WORLD SERIES • 27 CONFERENCE CHAMPIONSHIPS • 1 NATIONAL CHAMPIONSHIP

MIZZOU

2022 BASEBALL GAME NOTES

2022 Schedule

FEBRUARY (6-1)		
18	at Nicholls State	W, 12-1 (7)
19	at Nicholls State	W, 14-2 (7)
20	at Nicholls State	L, 8-9
21	at Nicholls State	W, 7-4
23	at Southern	W, 19-8
25	at Louisiana-Monroe	W, 4-3
26	at Louisiana-Monroe	Canceled
27	at Louisiana-Monroe	W, 4-2
MARCH (7-6)		
4	**TARLETON STATE**	**W, 6-5**
5	**TARLETON STATE**	**W, 9-1**
6	**TARLETON STATE**	**W, 11-6**
9	**GONZAGA**	**L, 5-10**
12	vs. San Fransisco	W, 4-1
13	at Arizona State	W, 6-4
15	**SAINT LOUIS**	**W, 18-4**
18	at Vanderbilt*	L, 2-15
19	at Vanderbilt*	L, 0-6
20	at Vanderbilt*	L, 4-7
25	**ARKANSAS***	**L, 5-7**
26	**ARKANSAS***	**W, 7-5**
27	**ARKANSAS***	**L, 6-4**
29	vs. Illinois (Sauget, Ill.)	6 PM
30	**SIUE**	**6 PM**
APRIL (0-0)		
1	**SOUTH CAROLINA***	**6 PM**
2	**SOUTH CAROLINA***	**2 PM**
3	**SOUTH CAROLINA***	**1 PM**
6	**KANSAS**	**7 PM**
8	at Tennessee*	5:30 PM
9	at Tennessee*	6 PM
10	at Tennessee*	12 PM
12	**WESTERN ILLINOIS**	**6 PM**
14	**KENTUCKY***	**7 PM**
15	**KENTUCKY***	**6 PM**
16	**KENTUCKY***	**1 PM**
19	**MISSOURI STATE**	**6 PM**
22	at LSU*	7 PM
23	at LSU*	6:30 PM
24	at LSU*	1 PM
26	at Missouri State	6:30 PM
29	**MISSISSIPPI STATE***	**6 PM**
30	**MISSISSIPPI STATE***	**2 PM**
MAY (0-0)		
1	**MISSISSIPPI STATE***	**2 PM**
3	**SEMO**	**6 PM**
6	at Ole Miss*	6:30 PM
7	at Ole Miss*	6 PM
8	at Ole Miss*	1 PM
13	**FLORIDA***	**6 PM**
14	**FLORIDA***	**2 PM**
15	**FLORIDA***	**1 PM**
17	at Kansas	6 PM
19	at Georgia*	5:30 PM
20	at Georgia*	5:30 PM
21	at Georgia*	1 PM

SEC BASEBALL TOURNAMENT
24-29 Hoover, Ala.

TIGER TALES



NANDER DE SEDAS || 2B
Panama City, Panama

- De Sedas went 4-for-9 with a pair of doubles and an RBI last weekend against Arkansas.
- The second baseman is now hitting .355 on the season to lead the Tigers entering the week.

March 29 • GCS Credit Union Ballpark • Sauget, Ill.

MISSOURI TIGERS		ILLINOIS FIGHTING ILLINI	
Record	13-7, 1-5 SEC	Record	10-11, 2-1 BIG
Head Coach	Steve Bieser	Head Coach	Dan Hartleb
Record at MU	143-115-1 (6th)	School Record	486-360-1 (17th)
Career Record	281-212-1 (9th)	Career Record	Same

WATCH

N/A

LISTEN

KTGR | 105.1 & 100.5 FM | 1580 AM

TALENT
Tex Little
Matt Michaels

SERIES

ALL-TIME	14-14-1
IN CHAMPAIGN	2-4
IN COLUMBIA	4-5-1
LAST MEETING	L, 3-5 | 4/4/2017

PITCHING PROBABLES

TUESDAY	WEDNESDAY
MIZ | LHP Nathan Landry *21.1 IP, 1-2, 4.62 ERA*	MIZ | TBA
ILL | RHP Ryan Kutt *13.2 IP, 0-1, 5.27 ERA*	SIUE | TBA

LEADING OFF

SERIES BUSINESS

- Mizzou and Illinois meet for the 30th time on the diamond when Braggin' Rights returns on Tuesday night. The series is deadlocked at 14-14-1 all-time.
- The Tigers have gotten the better of the Illini in neutral venues, posting an 8-4 mark.
- Tuesday marks the first meeting in Braggin' Rights since the teams split a pair of matchups in 2017. Mizzou took a 7-6 win in Corpus Christi, Texas, before Illinois got a 5-3 win in Sauget.
- Each of the last four meetings have been decided by two runs or less.

LAST TIME OUT

- Mizzou dropped a tight series to No. 3 Arkansas with all three games decided by just two runs.
- The Tigers took the middle game of the series, using a four-run seventh capped by a two-RBI double from Josh Day to take a 7-5 win.
- In Sunday's finale, Mizzou saw Arkansas score four unearned runs in the seventh inning to take a 6-4 win in the rubber match.
- All three of the games featured the game-winning runs in the seventh inning or later.

BUSY WEEK

- Mizzou is slated for a five-game week beginning with the Illini on Tuesday night. The Tigers will then return home to host SIUE on Wednesday and welcome South Carolina to Taylor Stadium over the weekend.
- The five-game week is currently the only such week on the schedule for the Tigers.
- Wednesday's matchup with SIUE will air on SEC Network.

PROBABLE STARTERS

NO.	NAME (B/T)	POS	HT	WT	YR	HOMETOWN	OPS	GP-GS	R	H	RBI	SB
3	Tre Morris (R/R)	C	5-10	190	Sr.	Columbia, Mo.	.693	16-15	7	18	10	2-2
26	Torin Montgomery (R/R)	1B	6-3	230	Jr.	Kirkland, Wash.	.921	19-19	18	23	15	3-3
19	Nander De Sedas (S/R)	2B	5-10	188	Jr.	Panama City, Pan.	1.078	14-9	9	11	9	1-1
5	Josh Day (R/R)	SS	6-2	200	Sr.	Natchez, Miss.	1.062	20-20	21	26	17	4-6
11	Luke Mann (L/R)	3B	6-2	200	R-Jr.	St. Louis, Mo.	.731	19-19	17	15	11	4-4
7	Ross Lovich (R/R)	LF	6-0	170	So.	Overland Park, Kan.	.813	20-20	15	21	12	7-8
9	Ty Wilmsmeyer (R/R)	CF	6-1	185	Jr.	Springfield, Mo.	.763	20-20	11	24	9	5-5
27	Carlos Peña (L/R)	RF	6-2	215	Fr.	Bayside, N.Y.	.785	18-15	11	17	16	3-4
42	Fox Leum (L/L)	DH	6-2	230	Gr.	Excelsior, Minn.	.686	12-7	4	7	3	1-1

Mizzou Athletics is celebrating its 10th season as member of the SEC in 2021-22.

129

The 2022 season represents Missouri's 129th season of collegiate baseball. The Tigers' program officially began in 1891 but baseball at Mizzou can be traced back to as early as 1868.

MEDIA INFORMATION

CREDENTIALS
Media credentials will be issued to members of the working media only. Children, spouses and other non-workers are prohibited. Media members should request credentials by emailing **Jacob Bell** at least one calendar day prior to each midweek game or weekend series. All credentials will be available for pickup at the main gate to Taylor Stadium.

INTERVIEW POLICY
2022 Mizzou baseball media availabilities and postgame press conference. Missouri head coach Steve Bieser and select player(s) will be made available to the media following each home game at Taylor Stadium.

Postgame Interviews will be conducted in the team video room, located in the indoor facility down the left field line. Media members should meet a member of the Mizzou communications staff at the indoor facility entrance behind the left field concourse.

INTERNET/WIFI
High speed wireless Internet is available throughout Taylor Stadium. Ethernet lines are provided for visiting radio broadcasts. WiFi login information is available in the Taylor Stadium pressbox.

STATS/ROSTERS/NOTES
Mizzou baseball information, including stats, box scores, team rosters and game notes are available at MUTigers.com/BaseNotes. In an effort to limit our waste, hard copies **WILL NOT** be distributed to media in attendance.

Starting lineups and live stats are available through Mizzou.Statbroadcast.com.

MIZZOU COMMUNICATIONS

Jacob Bell
Assistant Director of Strategic Communications

Office Phone: 573-884-8519
Cell Phone: 573-825-6937
Email: j.bell@missouri.edu

Vince Lewis
Student Assistant

FOLLOW THE TIGERS

Website
MUTigers.com

Twitter
@MizzouBaseball

IG
@Missouri_Baseball

Facebook
MizzouBaseball

2022 MIZZOU BASEBALL ROSTER

No.	Name	Pos.	B/T	Ht.	Wt.	Yr.	Hometown / Last School
1	Juju Stevens	OF	6-0	180	R/R	Fr.	Woodbridge, Conn. / Amity HS
2	Mike Coletta	C	5-11	200	R/R	Sr.	Flushing, N.Y. / Connors State CC
3	Tre Morris	C	5-10	190	R/R	Sr.	Columbia, Mo. / Battle HS
4	Nander De Sedas	INF	6-2	200	S/R	Jr.	Panama City, Panama / Florida State
5	Josh Day	INF	6-2	200	R/R	Sr.	Natchez, Miss. / Copiah Lincoln CC
6	Dexter Swims	INF	5-10	180	R/R	Jr.	St. Louis, Mo. / Missouri Southern
7	Ross Lovich	OF	6-0	170	L/L	So.	Overland Park, Kan. / Blue Valley West HS
8	Spencer Miles	RHP	6-3	180	R/R	Jr.	Columbia, Mo. / Rock Bridge HS
9	Ty Wilmsmeyer	OF	6-1	185	R/R	Jr.	Springfield, Mo. / Glendale HS
10	Jackson Beaman	OF	6-1	205	R/R	So.	Lincoln, Mo. / Lincoln HS
11	Luke Mann	INF	6-2	200	L/R	RS-Jr.	St. Louis, Mo. / Vianney HS
12	Justin Colon	INF	6-3	170	R/R	Fr.	Carolina, Puerto Rico / Montverde Academy
13	Garrett Rice	INF	6-2	240	R/R	So.	Willard, Mo. / Willard HS
14	Isaiah Frost	OF	5-11	190	L/L	Fr.	Lee's Summit, Mo. / Blue Springs South
17	Ben Pedersen	RHP	6-6	227	R/R	Jr.	Duluth, Minn. / Duluth Marshall HS
18	Shea McGahan	C	6-0	185	R/R	Fr.	St. Louis, Mo. / Lindbergh HS
19	Trevor Austin	INF	5-10	188	R/R	So.	Jefferson City, Mo. / Helias HS
20	Jacob Kush	RHP	5-10	175	R/R	Sr.	Guelph, Ontario, Canada / Northwest Florida State
23	Ian Lohse	LHP	6-0	182	L/L	So.	St. Louis, Mo. / Marquette HS
24	Hector Mangual	INF	6-4	180	R/R	Fr.	Rio Grande, Puerto Rico / TXNL Academy
25	Austin Troesser	RHP	6-3	160	R/R	So.	Loose Creek, Mo. / Fatima HS
26	Torin Montgomery	INF	6-3	230	R/R	Jr.	Kirkland, Wash. / Boise State
27	Carlos Peña	OF	6-2	215	L/R	Fr.	Bayside, N.Y. / Salisbury HS
28	Garrison Bennett	C	5-8	162	R/R	Jr.	Green Oaks, Ill. / Libertyville HS
30	Carter Rustad	RHP	6-4	180	R/R	So.	Kansas City, Mo. / San Diego
32	Drew Garrett	RHP	6-6	205	R/R	Sr.	Columbia, Mo. / Johnson County CC
35	Nathan Landry	LHP	6-2	200	L/L	Jr.	Quebec, Canada / Mineral Area College
36	Parker Wright	RHP	6-3	208	R/R	RS-Fr.	Columbia, Mo. / Rock Bridge HS
37	Holden Phelps	RHP	6-5	217	R/R	So.	Crystal Lake, Ill. / Prairie Ridge HS
39	Shane Wilhelm	RHP	5-10	190	R/R	Jr.	Columbia, Ill. / Columbia HS
41	Zach Hise	RHP	6-5	210	R/R	So.	Joliet, Ill. / Joliet Catholic HS
42	Fox Leum	INF	6-2	230	L/R	Gr.	Excelsior, Minn. / Coastal Carolina
43	Austin Marozas	RHP	6-8	230	R/R	Jr.	Plainfield, Ill. / Charlotte
44	Kyle Brown	RHP	5-10	180	R/R	So.	Columbia, Mo. / Parkland College
45	Christian Wall	LHP	6-6	230	L/L	Gr.	Wentzville, Mo. / Columbia College
47	Kyle Potthoff	RHP	6-5	190	R/R	RS-So.	Chesterfield, Mo. / Marquette HS
48	Trae Robertson	LHP	6-5	190	L/L	Sr.	Columbia, Mo. / Hickman HS
49	Tony Neubeck	LHP	6-2	240	L/L	Fr.	Hugo, Minn. / Mahtomedi HS
51	Brenner Maloney	LHP	6-2	215	L/L	Jr.	Liberty, Mo. / Liberty North HS
52	Camden Careswell	INF	6-2	220	L/L	Fr.	Lee's Summit, Mo. / Lee's Summit West HS
55	Austin Cheeley	RHP	6-8	250	R/R	Sr.	St. Louis, Mo. / MTSU
56	Ray Schroeder	RHP	6-3	185	R/R	Fr.	Columbia, Mo. / Hickman HS
57	Sam Bryan	RHP	6-0	175	R/R	Fr.	St. Louis, Mo. / Kirkwood HS

Head Coach: Steve Bieser (6th season)
Hitting Coach: Jason Hagerty (2nd season)
Pitching Coach: Mitch Plassmeyer (1st season)
Assistant Coach in memoriam: Brian DeLunas (1st season)
Volunteer Assistant Coach: Tyler Packanik (2nd season)
Director of Operations: Alex Barton (1st season)
Director of Player Development: Breckin Williams (1st season)
Athletic Trainer: Kalie Swain (1st season)

PRONUNCIATIONS

4	Nander De Sedas	Nann-der de Say-das
7	Ross Lovich	Low-vitch
23	Ian Lohse	Low-see
24	Hector Mangual	Mane-gwal
30	Carter Rustad	Rew-stadd
40	Austin Troesser	Truss-er
43	Austin Marozas	Muh-row-zuhs
49	Tony Neubeck	New-beck
55	Austin Cheeley	Chee-lee
56	Ray Schroeder	Shrōw-der
HC	Steve Bieser	BEE-zer

ROSTER BY POSITION

RHP	16
INF	11
LHP	6
OF	6
C	4

ROSTER BY CLASS

Freshmen	10
Redshirt Freshmen	1
Sophomores	10
Redshirt Sophomores	1
Juniors	11
Redshirt Junior	1
Seniors	7
Graduates	2

ROSTER BY STATE

Missouri	24
Illinois	5
Minnesota	3
New York	2
Connecticut	1
Kansas	1
Mississippi	1
Washington	1

ROSTER BY COUNTRY

Canada	2
Panama	1
Puerto Rico	2
United States	38

QUICK FACTS

GENERAL

Name of School: University of Missouri
City/Zip: Columbia, Mo., 65205
Founded: 1839
Enrollment: 30,849 (fall 2020)
Nickname / Colors: Tigers / Black & Gold
Stadium: Taylor Stadium at Simmons Field
Capacity: 3,031
Affiliation / Conference: NCAA Division I / Southeastern
President / Chancellor: Mun Y. Choi
Faculty Athletics Rep.: Pamela Bruzina
Director of Athletics: Desiree Reed-Francois
Baseball Sport Administrator: TBA
Athletic Dept. Phone: (573) 882-6501
Ticket Office Phone: 1-800-CAT-PAWS or (573) 884-PAWS

HISTORY

First Year of Baseball: 1891
All-Time Record (129 years): 2,371-1,653-21 (.589)
All-Time SEC Record (Nine years): 79-157-1 (.340)
NCAA Tournament Appearances: 15
Last NCAA Tournament Appearance: 2012
College World Series Appearances: 6
Last College World Series Appearance: 1964
Regular Season Conference Titles: 15
Last Conference Title: 1996 (Big Eight)
Conference Tournament Titles: 3
Last Conference Tournament Title: 2012 (Big 12)

COACHING / SUPPORT STAFF

Head Coach: Steve Bieser
Alma Mater: Southeast Missouri, '89
Record at Mizzou / Years: 143-115-1 (.555) / Sixth
Overall Record / Years: 281-212-1 (.571) / 10th
Assistant Coach / Pitching: Mitch Plassmeyer
Alma Mater: Bradley, '19
Assistant Coach / Hitting: Jason Hagerty
Alma Mater: Miami (Fla.), '09
Volunteer Assistant Coach: Tyler Packanik
Alma Mater: Marietta College, '16
Director of Baseball Operations: Alex Barton
Alma Mater: Mizzou, '19

TEAM INFORMATION

2021 Record: 15-36
SEC Record / Finish 8-22 / 7th-east
Letterwinners Returning / Lost: 18 / 18
Starters Returning / Lost: 5 / 4
Pitchers Returning / Lost: 12 / 7
Newcomers: 19
True Freshmen / Transfers: 10 / 9

MIZZOU IN THE POLLS

WK	RPI	D1	BA	USA	NCBWA	CB
Pre	-	-	-	-	-	-
2/28	-	-	-	RV	-	-
3/7	18	-	-	RV	RV	-
3/14	33	-	-	RV	RV	-
3/21	19	-	-	-	-	-

MATCHED UP

BATTING	AVG	OPS	GP-GS	AB	R	H	2B	3B	HR	RBI	TB	SLG%	BB	HBP	SO	GDP	OB%	SF	SH	SB-A
Missouri	.294	.825	20-20	690	149	203	40	2	17	138	298	.432	87	34	169	6	.393	13	1	35-39
Illinois	.282	.792	21-21	756	137	213	50	4	17	124	322	.426	76	29	158	11	.366	8	4	21-28

PITCHING	ERA	WHIP	W-L	A-S	CG	SH	SV	IP	H	R	ER	BB	SO	2B	3B	HR	AB	AVG	WP	HBP	BK	SFA	SHA
Missouri	4.71	1.43	13-7	73-20	0	0	7	170.0	158	106	89	85	184	26	7	20	651	.243	18	16	2	6	7
Illinois	5.46	1.45	10-11	82-21	0	0	3	181.1	185	128	110	78	158	40	5	21	706	.262	18	28	0	7	8

DO IT FOR DELUNAS

- Mizzou baseball and the larger baseball community as a whole suffered a great loss when pitching coach Brian DeLunas passed away on the night of Jan. 16 after an extended battle with kidney disease.
- DeLunas was set to return for his second stint with the Tigers after serving as a volunteer assistant in the 2007-09 seasons. He called the Mizzou pitching coach spot his "dream job."
- Mizzou will honor coach DeLunas this season with memorial patches on jersey sleeves along with helmet stickers.
- DeLunas' No. 40 jersey will also hang in the Tigers' dugout throughout the season.
- His impact is spread wide across baseball, having spent four seasons in the majors and the better part of two decades mentoring pitchers across all levels of baseball.
- While undoubtedly one of the brightest pitching minds in the sport, those who knew coach DeLunas will remember his genuine and caring nature, always focused on the person more than the game.

DE SEDAS DELIVERING

- Veteran Nander De Sedas found his groove at the plate over the weekend with Arkansas, going 4-for-9 with a pair of doubles and three walks.
- On the season, De Sedas paces the Tiger regulars with a .355 average while slugging .613 with three doubles, a triple and a homer.
- The second baseman is reaching at a .465 clip with his nine walks while striking out just nine times.

IT TAKES TWO (OUTS)

- Mizzou has been deadly with two outs at the plate this season, posting 49 two-out RBI through 20 games.
- Three Tigers, Josh Day, Ross Lovich and Carlos Peña, have eight RBI each to lead the club.
- In all of 2021, Mizzou had 90 two-out RBI, meaning the 49 two-out RBI of this season are already 54 percent of last year's total.
- Four other Tigers (Mann, Montgomery, Morris and Wilmsmeyer) have four two-out RBI apiece.

FOUR-HOLE MONTY

- Junior first baseman Torin Montgomery continues to be a rock in the middle of the order with a .354 average on the season.
- Montgomery has driven in 15 runs, good for third on the team, with 10 of those coming in the first inning.
- The cleanup has a team-leading seven doubles, which rank fifth in doubles per game in the SEC.
- Montgomery also has four sac flies on the season to rank seventh nationally - one off the lead.
- The first baseman has scored 18 times on the year, second on the club.

WILMSMEYER'S WORK

- Junior Ty Wilmsmeyer continues to show his growth in his third season with the Tigers, hitting .333 through the first 20 games of the year.
- Wilmsmeyer sits second on the black & gold with 24 base hits on the season.
- The outfielder's success doesn't stop at the plate, as Wilmsmeyer is a perfect 5-for-5 on stolen base attempts.

RUN TIGERS RUN

- Mizzou has swiped 35 bags this season to rank among the most dangerous teams on the basepaths.
- The Tigers' 1.75 stolen bases per game lead the SEC and are 41st in the country.
- 12 different players have a stolen base on the season including every Tigers which has started at least half the games this season.

CAPITALIZING CATS

- Mizzou has certainly made the most of its scoring opportunities this season, driving home runs in 55 of 69 chances with a runner on third and less than two outs.
- Montgomery leads the black & gold with a perfect 9-for-9 mark in scoring runners from third with less than two down.
- As a team, the .797 success rate far outpaces that of the Tigers' opponents who score just 51% of the time in the same situation.
- Mizzou has also excelled with runners in scoring position in general, hitting .335 as a team.

FIRST INNING FIRESTARTER

- Torin Montgomery did it again in Mizzou's win over No. 3 Arkansas, producing a first inning RBI in the ninth different game this season.
- The cleanup hitter has 10 total first-inning RBI and is slugging .900 in the opening frame.
- Montgomery is 6-for-10 in the first inning with three doubles and a OPS of 1.471.

DRIVEN BY DAY

- Shortstop Josh Day has served as the table setter and more for the Tigers in the leadoff spot.
- The senior is hitting .338 and has scored a team-leading 21 runs on the season.
- Day also leads the club with five home runs and has driven in a team-leading 17 runs.
- Day continues to produce an OPS north of 1.000 as he slugs .610 and reaches at a .452 clip.

SCOUTING THE ILLINI

- Illinois enters Braggin' Rights at 10-11 overall on the season.
- The Illini are coming off a Big Ten series victory over Michigan State to open conference play.
- At the plate, five Illini regulars are hitting over .300 to start the season, led by Cam McDonald at .358 with 4 HR and 24 RBI.
- On the mound, Illinois owns a 5.46 ERA as a team while opponents hit .262 off the Illini arms.

SCOUTING THE COUGARS

- SIUE enters the week at 10-11 overall as well after being swept at SEMO to open OVC action last weekend.
- Josh Ohl leads SIUE at the plate with a .400 average to go along with 22 runs scored and six home runs.
- Brett Johnson hits .369 with nine homers and 23 RBI to lead the Cougars in long balls and runs driven in.
- SIUE has struggled on the mound, posting a 7.31 ERA as a team while opponents hit .287 off the Cougars.

SEC STANDINGS

EAST

SCHOOL	SEC	SEC%	OVERALL	H	A
Tennessee	3-0	1.000	20-1	18-0	0-0
Vanderbilt	3-0	1.000	18-2	14-2	4-0
Georgia	2-1	.667	17-4	13-2	2-0
Florida	2-1	.667	16-5	10-3	6-2
Missouri	0-3	.000	12-5	4-1	8-4
Kentucky	0-3	.000	15-7	12-3	3-4
South Carolina	0-3	.000	10-10	9-4	0-5

WEST

SCHOOL	SEC	SEC%	OVERALL	H	A
Arkansas	3-0	1.000	16-3	14-2	0-0
Ole Miss	2-1	.667	16-4	12-1	4-3
Texas A&M	2-1	.667	13-7	9-4	3-1
Auburn	1-2	.333	15-6	11-5	0-0
LSU	1-2	.333	15-6	14-3	0-1
Alabama	1-2	.333	13-9	13-4	0-5
Mississippi State	1-2	.333	13-9	10-3	2-4

PEÑA'S PRODUCTION

- Freshman Carlos Peña enters the week with a four-game hitting streak after recording a hit and RBI in all three games of the Tigers' series vs. No. 3 Arkansas.
- Peña finished the weekend 5-for-13 (.385) with four RBI and a pair of runs scored.
- On the season, the rookie has 16 RBI which sit him second on the team. The 16 RBI are the most by a Tiger freshman since Kameron Misner and Chris Cornelius posted 34 and 31 in 2017, respectively.
- Peña is hitting .274 on the season with three doubles, a triple and two homers to slug .452.

IMMACULATE NEUBECK

- Freshman southpaw Tony Neubeck awed on Friday night at ULM with an immaculate seventh inning.
- The Tiger torched ULM's batters with nine-straight strikes for the rare feat. He then one-upped the immaculate frame with a 3-pitch K to the first batter of the eighth.
- Spanning the 6th, 7th & 8th, Neubeck fired 18-straight strikes.

A SPECIAL WIN AND A CLOSER IN THE MAKING

- Senior Austin Cheeley made his Mizzou debut on Monday, working the final three innings to earn the win for the Tigers.
- A Mizzou fan since age 10, the St. Louis native transferred home to the Tigers to join his uncle and pitching coach Brian DeLunas.
- The win came in Cheeley's first appearance as a Tiger and the first since the passing of coach DeLunas. Cheeley also had several family members in attendance over the opening weekend, supporting him and the Tigers while honoring coach DeLunas.
- Cheeley's four saves lead the SEC and rank 24th in the country.

COLETTA COMING ON

- Senior backstop Mike Coletta got his bat going last weekend at Vanderbilt, posting a two-hit, two-RBI day against the Commodores on Sunday.
- In his limited action, Coletta is hitting .320 (8-for-25) with five RBI.

MAKING THE JUMP

- After spending his first two collegiate seasons at Mineral Area College in southeast Missouri, LHP Nathan Landry has been a key find for the Tigers in 2022.
- Landry has tossed 21.1 innings, the third most on the team. He's shown the ability to work both as a starter and in middle relief as a versatile arm.
- The southpaw also pounds the strike zone, leading the club with 30 strikeouts while walking just three batters on the season.

TRUST IN TROESSER

- After limited action as a freshman in 2021, hard-throwing righty Austin Troesser flashed potential during his summer in the Appalachian League.
- The flamethrower posted a 2.78 ERA in 22.1 IP while going 5-0 en route to an All-Star selection.
- In his first career start, Troesser tossed four innings allowing two runs while striking out six and not allowing a walk.
- In his second start at ULM, Troesser continued his growth with a career-high five innings of one-run baseball. He struck out four and walked just one on 72 pitches to earn his second win.
- Troesser improved to 3-0 on the season with five innings of 1-run ball against Tarleton.
- While he failed to earn the win for the first time against San Francisco, Troesser once again lowered his ERA to 2.45 on the season.
- At Vanderbilt, the sophomore worked two scoreless frames to move his team-leading ERA to 2.21 on the season.

RECORD-TYING DAY (PLUS ONE)

- When Mizzou faced Southern on Wednesday night, the Tigers matched a 59-year-old record with 20 strikeouts as a pitching staff.
- The record harkens back to the infancy of the Big Eight, when the Tigers won a 21-7 game against Colorado on April 18, 1963.
- Nathan Landry was stellar in earning the win at Southern, fanning 10 Jaguars in 4.1 innings of relief.
- Two days later, the Tigers made it back-to-back games with strikeout totals unseen since 1963, as Mizzou punched 19 against ULM.

HOME IN COMO

- Mizzou is no stranger to local talent and once again features a slew of COMO products on the roster. The Tigers have seven Columbia natives on the roster this season.
- Miles and Wright are both Rock Bridge products, while catcher Tre Morris is a Battle High School grad. Four Tigers made their way to campus after high school careers at Hickman, including Trae Robertson, Drew Garrett, Kyle Brown and Ray Schroeder.

HISTORIC HOT START

- By scoring 12 and 14 runs in its first two games of the season, Mizzou accomplished a feat it has replicated only five times in its previous 128 seasons.
- The 12-plus runs in back-to-back games to open a season marked the first occurrence since 2007.
- The other seasons the Tigers started with a dozen or more in the first two games were 1999, 1996, 1988 and 1936.

A HUB FOR MID-MISSOURI

- The University of Missouri generates $5 billion in economic impact for the state of Missouri.
- The larger University of Missouri System, comprised of four universities, generated $6.5 billion in economic impact on the Show Me State.
- The University of Missouri supports nearly 50,000 direct and indirect jobs, both full and part time, in the state.
- Mizzou Athletics generated $319.1 million in economic impact over the last fiscal year.
- The Tigers support and sustain 3,591 jobs annually.
- Mizzou Athletics has generated $15.9 million in state and local taxes.

MIZZOU RECORD WHEN...

at Taylor Stadium:	5-3
Away:	7-4
Neutral Site:	1-0
Day Games:	7-5
Night Games:	6-2
vs. LHP starter:	6-3
vs. RHP starter:	7-4
Mizzou scores first:	11-3
Opponent scores first:	2-4
Mizzou scores 0-2 runs:	0-2
Mizzou scores 3-5 runs:	3-4
Mizzou scores 6-9 runs:	5-1
Mizzou scores 10+ runs:	5-0
Opponent scores 0-2 runs:	5-0
Opponent scores 3-5 runs:	6-0
Opponent scores 6-9 runs:	2-5
Opponent scores 10+ runs:	0-1
Leading after 6 innings:	9-2
Tied after 6 innings:	0-1
Trailing after 6 innings:	4-4
Leading after 7 innings:	9-1
Tied after 7 innings:	1-1
Trailing after 7 innings:	0-5
Leading after 8 innings:	10-0
Tied after 8 innings:	0-0
Trailing after 8 innings:	0-7
Mizzou hits a HR:	7-2
Mizzou doesn't hit a HR:	6-5
1-run games:	2-1
Walk-offs:	0-0
Extra innings (home):	0-0
Extra innings (away/neutral):	0-0
Series openers:	3-2
Series finales:	3-2
Come-from-behind wins:	4

Monday:	1-0
Tuesday:	1-0
Wednesday:	1-1
Thursday:	0-0
Friday:	3-2
Saturday:	4-1
Sunday:	3-3

#MIZZOUMADE PROS

Max Scherzer	Los Angeles Dodgers
Kyle Gibson	Philadelphia Phillies
Pete Fairbanks	Tampa Bay Rays

IN THE MINORS

Ian Bedell	Peoria Chiefs (Cardinals)
Trey Harris	Mississippi Braves
Peter Zimmermann	FCL Astros
Kameron Misner	Montgomery Biscuits (Rays)
Reggie McClain	SWB Railriders (Yankees)
Michael Plassmeyer	Richmond Flying Squirrels (Giants)
Josh Lester	Toledo Mud Hens (Tigers)
Brett Graves	Midland RockHounds (A's)
Chris Cornelius	Reading Fightin' Phils (Phillies)
Bryce Montes de Oca	Binghamton Rumble Ponies (Mets)
TJ Sikkema	Tampa Tarpons (Yankees)
Robbie Glendinning	Unassigned (Royals)

MIZZOU INDIVIDUAL HITTER

7+ at bats: 7, Zimmermann / Cornelius / Vierling at Texas A&M (March 30, 2019)
8+ at bats: 8, John Marquardt vs. Kansas State (May 8, 1982)

5+ runs scored: 5, Brett Bond, vs. Eastern Michigan (Feb. 18, 2017)
6+ runs scored: 6, Jacob Priday vs. Texas (April 11, 2008)

4+ hits: 4, Ross Lovich, vs. San Francisco (Mar. 12, 2022)
5+ hits: 5, Brett Bond at Iowa (May 1, 2018)
6+ hits: 6, Jeff Terrell vs. Iowa State (May 5, 1995)

2+ doubles: 2, Cam Careswell vs. Tarleton State (Mar. 4, 2022)
3+ doubles: 3, Brandt Belk at South Carolina (April 9, 2021)
4+ doubles: 4, W.T. Hoover vs. Bradley (May 14, 1999)

2+ triples: 2, Eric Garcia vs. Texas Tech (May 13, 2011)
3+ triples: 3, J.R. Warner vs. Notre Dame (Feb. 26, 1999)

2+ home runs: 2, Luke Mann vs. Auburn (May 20, 2021)
3+ home runs: 3, Trey Harris vs. Kentucky (April 15, 2017)
4+ home runs: Jacob Priday vs. Texas (April 11, 2008)

Grand slam: Shea McGahan at Southern (Feb. 23, 2022)
Pinch-hit grand slam: Shea McGahan at Southern (Feb. 23, 2022)

5+ RBI: 5, Austin James, vs. Southeast Missouri (May 1, 2019)
6+ RBI: 6, Austin James, vs. Kansas State (April 3, 2019)
7+ RBI: 9, Brian Sharp vs. Northeastern (Feb. 24, 2018)
8+ RBI: 9, Brian Sharp vs. Northeastern (Feb. 24, 2018)
9+ RBI: 9, Brian Sharp vs. Northeastern (Feb. 24, 2018)

2+ stolen bases: 2, Andrew Keefer at Kansas (March 30, 2021)
3+ stolen bases: Ross Lovich, at Nicholls State (Feb. 19, 2022)
4+ stolen base: 4, Conner Mach vs. La Moyne (March 12, 2011)
Stole home: Ross Lovich, at Nicholls State (Feb. 19, 2022)
Stole home (straight steal): Brandt Belk, at Alabama (May 2, 2021)

Led off game with home run: Mark Vierling at South Carolina (April 11, 2021)
Pinch hit home run: Shea McGahan at Southern (Feb. 23, 2022)
Inside-the-park home run: Greg Folgia vs. Kansas (May 8, 2009)
Walk-off home run: Kameron Misner vs. UIC (March 5, 2017)

Walk-off hit (non home run): Clayton Peterson vs. Northern Illinois (March 11, 2020)
Walk-off sacrifice fly: Mark Vierling vs. Mississippi State (March 26, 2018)
Walk-off walk drawn: Chad McDaniel vs. Saint Louis (April 2, 2019)
Walk-off error by opposition to allow winning run: vs. Chicago State (March 15, 2017)

MIZZOU INDIVIDUAL PITCHER

Tossed a 7-inning complete game: Nick Tepesch vs. Texas Tech (April 26, 2009)
Tossed a 9-inning complete game: Michael Plassmeyer vs. Alabama (April 7, 2018)

Tossed a 7-inning complete game shutout: Max Scherzer vs. Oklahoma (May 26, 2006)
Tossed a 9-inning complete game shutout: Michael Plassmeyer Alabama (April 7, 2018)

Tossed a 1-hitter (team): Sikkema / Ash / Dillard vs. South Carolina (April 27, 2019)
Tossed a no-hitter (team): Bryce Montes De Oca / Giovanni Lopez / Nolan Gromacki vs. UMBC (March 2, 2018)
Tossed a no-hitter (solo): Jim Maddock vs. Nebraska (May 3, 1981)

Tossed a perfect game: Never

Tossed an immaculate inning: Tony Neubeck vs, Louisiana-Monroe (Feb. 25, 2022)

Tallied 10-plus strikeouts: 10, Nathan Landry at Southern (Feb. 23, 2022)
Tallied 11-plus strikeouts: 12, Ian Bedell vs. Western Illinois (March 6, 2020)
Tallied 12-plus strikeouts: 12, Ian Bedell vs. Western Illinois (March 6, 2020)
Tallied 13-plus strikeouts: 13, Michael Plassmeyer vs. Northeastern (Feb. 24, 2018)
Tallied 14-plus strikeouts: 14, Tanner Houck vs. Vanderbilt (March 26, 2016)
Tallied 15-plus strikeouts: 15, Kyle Gibson vs. Oklahoma (April 3, 2009)
Tallied 20-plus strikeouts: 20, Jack Stroud vs. Colorado (April 19, 1963)

BOLD denotes 2022 season

MIZZOU TEAM OFFENSE PRODUCED

15+ runs scored: 18, vs Saint Louis (Mar. 15, 2022)
20+ runs scored: 21, vs. Southeast Missouri (May 1, 2019)
25+ runs scored: 27, vs. Eastern Michigan (Feb. 18, 2017)
30+ runs scored: 31, vs. Texas (April 11, 2008)

15+ hits: 15, vs Arkansas (Mar. 25, 2022)
20+ hits: 21, vs. Southeast Missouri (May 1, 2019)
25+ hits: 26, vs. Texas (April 11, 2008)

6+ doubles: 7, at Southern (Feb. 23, 2022)
7+ doubles: 7, at Southern (Feb. 23, 2022)
8+ doubles: 8, vs. Missouri State (April 24, 2018)
9+ doubles: 10, vs. Rockhurst (March 28, 1997)
10+ doubles: 10, vs. Rockhurst (March 28, 1997)

3+ triples: vs. Florida (April 21, 2013)
4+ triples: vs. Chicago State (March 21, 2004)
5+ triples: vs. Baylor (April 19, 2003)
6+ triples: vs. Baylor (April 19, 2003)

4+ home runs: 4, at No. 3 Mississippi State (May 15, 2021)
5+ home runs: 5, vs. Kentucky (April 15, 2017)
6+ home runs: 7, vs. Texas (April 11, 2008)
7+ home runs: 7, vs. Texas (April 11, 2008)

10+ walks: 10, vs Tarleton State (Mar. 6, 2022
15+ walks: 15, vs. Saint Louis (April 2, 2019)

4+ hit by pitches: 4, at Louisiana-Monroe (Feb. 27, 2022)
5+ hit by pitches: 6, at Missouri State (April 16, 2019)
6+ hit by pitches: 6, at Missouri State (April 16, 2019)

5+ stolen bases: 5, vs. South Carolina (April 26, 2019)
6+ stolen bases: 6, at Nicholls (Feb. 19, 2022)
7+ stolen bases: 7, vs. Arkansas State (March 12, 2019)
8+ stolen bases: 10, vs. Arkansas State (March 21, 2018)

7 runs scored in an inning: 7, at Southern (Feb. 23, 2022)
8 runs scored in an inning: 8, vs. Saint Louis (Mar. 15, 2022)
9+ runs scored in an inning: 10, vs. Radford (Feb. 21, 2014)
10+ runs scored in an inning: 10, vs. Radford (Feb. 21, 2014)

MIZZOU TEAM PITCHING PRODUCED

Shutout an opponent: 7-0, at Illinois State (March 12, 2021)
Shutout an SEC opponent: 11-0, vs. South Carolina (April 27, 2019)
Back to back shutouts: at Tennessee (May 18, 2017)
at Tennessee (May 19, 2017)
10 strikeouts: 10, vs. Saint Louis (Mar. 15, 2022)
11 strikeouts: 11, at Vanderbilt (Mar. 20, 2022)
12 strikeouts: 12, vs. Arkansas (Mar. 26, 2022)
13 strikeouts: 13, vs. Arkansas (Mar. 25, 2021)
14 strikeouts: 14, vs. Texas A&M (April 2, 2021)
15 strikeouts: 15, at Saint Louis (March 10, 2021)
16 strikeouts: 16, vs. Western Illinois (March 6, 2020)
17 strikeouts: 20, vs. Colorado (April 19, 1963)
18 strikeouts: 20, vs. Colorado (April 19, 1963)
19 strikeouts: 19, at ULM (Feb. 25, 2022)
20+ strikeouts: 20, at Southern (Feb. 23, 2022)
20, vs. Colorado (April 19, 1963)

MISCELLANEOUS

Played to a tie: 2-2, at Texas A&M (March 31, 2019)
Had a rain delay: vs. Florida (April 16, 2021)
Had a rain-shortened game: 7 innings vs. South Carolina (April 28, 2019)
Had a game canceled: vs. Gonzaga (Mar. 11-13, 2022)
Had a game postponed: at Georgia (March 13, 2015)
Had an extra-inning game: 10 innings, vs. Georgia (April 24, 2021)

Tallied three-game series sweep: vs. Tarleton State (March 4-6, 2022)
Tallied three-game SEC series sweep: vs. South Carolina (April 26-28, 2019)
Tallied four-game series sweep: vs. Iona (Feb. 13-14, 2015)
Tallied doubleheader sweep: vs. La Salle (March 10, 2018)
Series win over top-5 team: at No. 3 Mississippi State (May 13-15, 2021)
Tallied run-rule victory: 18-4, vs Saint Louis (Mar. 15, 2022)
Recorded a triple play: vs. Alabama A&M (Feb. 28, 2018)
Turned 5+ double plays: 5, at Florida (April 26, 2014)

Hit multiple home runs in an inning: 2, 5th inning, at ULM (Feb. 27, 2022)
Hit 3+ home runs in an inning: vs. Arkansas (March 25, 2017)
Back to back home runs: Ross Lovich / Josh Day, at ULM (Feb. 27, 2022)

PLATE PRODUCTION

MULTIPLE HIT GAMES	2	3	4	5+	TOTAL
Josh Day	7	2	-	-	9
Ty Wilmsymeyer	5	2	-	-	7
Ross Lovich	5	-	1	-	6
Torin Montgomery	3	2	1	-	6
Tre Morris	5	1	-	-	6
Carlos Peña	3	1	-	-	4
Nander De Sedas	4	-	-	-	4
Luke Mann	3	-	-	-	3
Trevor Austin	2	-	-	-	2
Juju Stevens	2	-	-	-	2
Mike Coletta	2	-	-	-	2
TEAM	**44**	**9**	**2**	**-**	**55**

MULTIPLE RBI GAMES	2	3	4	5+	TOTAL
Josh Day	2	1	-	-	5
Carlos Peña	2	1	-	-	4
Tre Morris	3	-	-	-	3
Torin Montgomery	2	1	-	-	3
Ross Lovich	3	-	-	-	3
Luke Mann	2	1	-	-	3
Mike Coletta	2	-	-	-	2
Ty Wilmsmeyer	1	1	-	-	2
Nander De Sedas	1	-	1	-	2
TEAM	**24**	**10**	**2**	**-**	**36**

HITTING STREAKS	LONGEST	CURRENT
Ty Wilmsmeyer	11	-
Joshua Day	7	-
Tre Morris	7	3
Torin Montgomery	6	-
Ross Lovich	6	-
Luke Mann	5	1
Nander De Sedas	4	-
Carlos Peña	4	4
Fox Leum	3	-
Mike Coletta	3	1
Juju Stevens	3	3

HARD HIT

TOP EXIT VELOCITIES	GAME	EV
Torin Montgomery	Gonzaga - 3/9	114.1
Luke Mann	SLU - 3/15	112.1
Torin Montgomery	Tarleton - 3/5	107.9
Luke Mann	Vandy - 3/18	107.8
Josh Day	SLU - 3/15	107.5
Luke Mann	Gonzaga - 3/9	107.6
Torin Montgomery	Tarleton - 3/5	106.7
Torin Montgomery	Arkansas - 3/25	106.2
Luke Mann	Arkansas - 3/27	106.2
Nander De Sedas	Tarleton - 3/6	105.8

EXIT VELOS

PLAYER	MAX EV	AVG EV
Trevor Austin	100.6	85.5
Cam Careswell	99.0	87.4
Mike Coletta	100.6	86.2
Josh Day	107.5	90.9
Nander De Sedas	105.8	86.6
Fox Leum	105.0	85.1
Ross Lovich	98.2	85.9
Luke Mann	112.1	90.4
Torin Montgomery	107.9	89.1
Tre Morris	99.6	80.7
Carlos Peña	104.4	88.6
Juju Stevens	94.1	73.5
Ty Wilmsmeyer	96.7	81.8

**Velo data from home games only prior to SEC play*

HOME RUN TRACKER

No.	Name	Date	Opponent	On-Base	Inn	Outs	Count	Exit Velo	Launch	Distance
1.	Trevor Austin	Feb. 18	@ Nicholls	1	2	0	3-1	-	-	-
2.	Luke Mann	Feb. 18	@ Nicholls	0	4	0	1-1	-	-	-
3.	Ty Wilmsmeyer	Feb. 18	@ Nicholls	1	4	2	1-1	-	-	-
4.	Josh Day	Feb. 19	@ Nicholls	1	6	2	2-0	-	-	-
5.	Nander De Sedas	Feb. 19	@ Nicholls	1	7	2	2-0	-	-	-
6.	Josh Day	Feb. 23	@ Southern	1	3	0	0-1	-	-	-
7.	Carlos Peña	Feb. 23	@ Southern	2	5	1	0-0	-	-	-
8.	Shea McGahan	Feb. 23	@ Southern	3	9	1	0-2	-	-	-
9.	Ross Lovich	Feb. 27	@ ULM	0	5	1	2-1	-	-	-
10.	Josh Day	Feb. 27	@ ULM	0	5	1	0-0	-	-	-
11.	Ross Lovich	March 5	Tarleton State	0	8	1	3-2	92.3	29	362'
12.	Josh Day	March 12	@ Arizona State	0	3	0	0-0	-	-	-
13.	Carlos Peña	March 13	@ Arizona State	0	4	1	1-1	-	-	-
14.	Jackson Beaman	March 15	Saint Louis	2	6	0	1-2	99.5	29	376'
15.	Luke Mann	March 18	@ Vanderbilt	0	4	2	3-2	107.8	22	399'
16.	Josh Day	March 18	@ Vanderbilt	0	6	2	0-0	103.3	25	404'
17.	Luke Mann	March 27	Arkansas	1	2	2	1-2	106.1	21	375'



Mizzou Baseball head coach Steve Bieser enters his sixth season at the helm of the program (2017-present). In his first three years in Mid-Missouri (2017-19), Bieser's 104 wins were the most-ever by any Mizzou Baseball coach in his first three campaigns (Gene McArtor: 91 wins (1974-76) // Tim Jamieson: 89 wins (1995-97)). Additionally, his 104 victories marked the winningest three-year stretch by the Tigers since 2008-10 (103 victories). Bieser produced 39 wins in Southeastern Conference play from 2017-19, marking Mizzou's top three-year stretch in league play since joining its new conference in 2013. Additionally, it stands as the Tigers' top three-year conference record since 2007-09.

In five seasons thus far at Mizzou, Bieser has helped guide 18 players to the MLB Draft (one - 2021, one - 2020, five - 2019, six - 2018, five - 2017). In 2021, pitcher Seth Halvorsen's selection made it 26-straight years with a Tiger selected in the MLB Draft. In 2020, RHP Ian Bedell (fourth round - St. Louis Cardinals) became Mizzou's 11th pitcher to be selected among the opening five rounds of the MLB Draft since 2006. In 2019, OF Kameron Misner (35th overall - Miami Marlins) and LHP TJ Sikkema (38th overall - New York Yankees) became Mizzou's eighth and ninth all-time first-round selections. Misner became only the Tigers' second-ever position player to garner first-round accolades, joining C Steve Patchin in 1971. Sikkema became the first Tiger hurler to be selected in the first round since RHP Tanner Houck did so in 2017. In 2018, LHP Michael Plassmeyer was selected in the fourth round (118th overall - Seattle Mariners), marking the third-highest drafted lefty hurler in program history.

Despite a COVID-19 pandemic shortened 2020 season, Bieser and Mizzou still produced a strong campaign with an 11-5 record. The Tigers ended their brief schedule with seven-straight victories, marking the SEC's second-longest winning streak before the season abruptly ended. Mizzou's impressive streak was highlighted by taking two of three at the premier Shriners Hospitals for Children College Classic in Houston, Texas. The Tigers closed their road trip at Minute Maid Park with back to back wins over No. 22 Oklahoma and Texas.

During the 2019 campaign, Mizzou produced five series victories in SEC play, including an impressive 4-1 mark at Taylor Stadium. Two of those series triumphs in Mid-Missouri occurred against nationally ranked foes, highlighted by the program's first-ever series win versus LSU. The five SEC series victories were the most by a Mizzou squad since 2015.

Following a three-game SEC series sweep vs. South Carolina (April 26-28, 2019), Bieser earned his 100th career win at the helm of Mizzou. He produced victory No. 100 in his 161st game in Columbia, becoming the second-fastest head coach in program history to reach 100 wins. He trailed only John "Hi" Simmons, who produced win No. 100 in his 139th career game at Mizzou.

Bieser was named Mizzou's 14th head coach and just the fourth since 1937 on June 30, 2016. Bieser came to Mizzou after an extremely successful career at Southeast Missouri, where he became the only coach ever to win three consecutive Ohio Valley Conference championships and guided the Redhawks to a 2016 NCAA Regional appearance, their first NCAA bid since 2002.

A two-time OVC Coach of the Year, Bieser won 35 or more games in each of his last three seasons at Southeast Missouri, a feat that had been accomplished just once before he took over the program in 2013. Bieser turned in a .587 winning percentage in his time with the Redhawks, marking the best total among any coach in program history.

Bieser turned in a banner year in 2016, as he earned his 100th career victory and opened OVC play with a perfect 12-0 record, the best start in program history. The season culminated in a regular season OVC championship, an OVC Tournament title and the school's first NCAA Regional since 2002, qualifying for the Starkville Regional at SEC champion Mississippi State.

After a successful playing career at Southeast Missouri, Bieser was drafted in the 32nd round of the 1989 MLB Draft by the Philadelphia Phillies. He played 13 years as a professional with nine of those years coming at Triple-A or higher. He made his Major League debut on April 1, 1997, with the New York Mets and played 60 career MLB games between the Mets and the Pittsburgh Pirates, compiling a .250 career average and a .351 career on-base percentage. Bieser made his Major League debut as a catcher, but his versatility led him to play a variety of positions over his career. He closed out his professional career with the Memphis Redbirds (St. Louis Cardinals Triple-A affiliate), where he guided the team to a Triple-A World Series in 2000. He played every position on the field during his professional career.

Bieser, a native of Saint Genevieve, Missouri, went to Southeast Missouri after a very successful tenure as head coach at St. John Vianney High School in Kirkwood, Missouri. In seven seasons leading the Griffins, his team won two state championships in 2004 and 2006, as he compiled a career record of 137-51 (.729).

Bieser and his wife, Diahann, have a son Cole and three daughters, Whitley, Briley and Carley.

HONORS

- 2016 OVC Coach of the Year
- 2014 OVC Coach of the Year

YEAR-BY-YEAR RECORD

at Mizzou:

2022	Mizzou	13-7
2021	Mizzou	15-36
2020	Mizzou	11-5
2019	Mizzou	34-22-1
2018	Mizzou	34-22
2017	Mizzou	36-23
6 Years	Totals	143-112-1

at Southeast Missouri:

2016	Southeast Missouri	39-21
2015	Southeast Missouri	36-23
2014	Southeast Missouri	37-20
2013	Southeast Missouri	26-33
4 Years	Totals	138-97

Overall:

9 Years	Totals	281-212-1

COACHING EXPERIENCE

- Head Coach
  - Mizzou (2017-present)
  - Southeast Missouri (2013-16)
  - Vianney High School - St. Louis (2004-10)
- Assistant Coach
  - Southeast Missouri (2011-12)

PLAYING EXPERIENCE

- 13 total seasons of professional baseball with nine at Triple-A or higher
- 1998
  - Pittsburgh Pirates
- 1997
  - MLB debut with New York Mets
- 1989
  - Drafted in 32nd round by Philadelphia Phillies
- 1988-89
  - Collegiately at Southeast Missouri

HITTER PROFILES



JUJU STEVENS

POS	YR	HT	WT	B/T
OF	FR	6-0	180	R/R

HOMETOWN | WOODBRIDGE, CONN.
PREVIOUS SCHOOL | AMITY HS

SINGLE-GAME HIGHS

Hits: 2, twice, MR at Vanderbilt (3/19/22)
Doubles: N/A
Triples: N/A
Home runs: N/A
RBI: 2, vs. Tarleton State (3/6/22)
Runs scored: 2, vs Saint Louis (3/15/22)
Walks: 1, vs. Tarleton State (3/6/22)
Stolen bases: 1, vs Saint Louis (3/15/22)

GAME-BY-GAME STATISTICS

DATE	OPPONENT	GS	AB	R	H	RBI	2B	3B	HR	BB	IBB	SB	CS	HBP	SAC	SF	GDP	K	PO	A	E	AVG
3/5	TARLETON	0	1	0	0	0	0	0	0	0	0	0	0	0	0	0	0	0	0	0	0	.000
3/6	TARLETON	1	3	0	1	2	0	0	0	1	0	0	0	0	0	0	0	2	2	0	0	.250
3/9	GONZAGA	1	2	0	1	1	0	0	0	0	0	0	0	0	0	0	0	0	1	0	0	.333
3/15	SAINT LOUIS	0	2	2	2	1	0	0	0	0	0	1	0	0	0	0	0	0	0	0	0	.500
3/18	AT VANDY	0	1	0	0	0	0	0	0	0	0	0	0	0	0	0	0	0	0	0	0	.444
3/19	AT VANDY	1	3	0	2	0	0	0	0	0	0	0	0	0	0	0	0	0	1	0	0	.500

CAREER STATISTICS

YEAR	AVG	GP-GS	AB	R	H	2B	3B	HR	RBI	TB	SLG%	BB	HBP	SO	GDP	OB%	SF	SH	SB-ATT	PO	A	E	FLD%
2022	.500	6-3	12	2	6	0	0	0	4	6	.500	1	0	2	0	.538	0	0	1	4	0	0	1.000
TOTAL	**.500**	**6-3**	**12**	**2**	**6**	**0**	**0**	**0**	**4**	**6**	**.500**	**1**	**0**	**2**	**0**	**.538**	**0**	**0**	**1**	**4**	**0**	**0**	**1.000**



2 MIKE COLETTA

POS	YR	HT	WT	B/T
C	SR	5-11	200	R/R

HOMETOWN | FLUSHING, N.Y.
PREVIOUS SCHOOL | CONNORS ST.

SINGLE-GAME HIGHS

Hits: 2, 6 times, MR at Vanderbilt (3/20/22)
Doubles: 1, twice, MR at Arizona State (3/13/22)
Triples: N/A
Home runs: 1, vs. Omaha (2/27/21)
RBI: 3, at Illinois State (3/14/21)
Runs scored: 2, 3 times, MR vs Texas A&M (4/2/21)
Walks: 2, twice, MR vs. Tarleton State (3/6/22)
Stolen bases: 1, twice, MR at Illinois State (3/14/21)

GAME-BY-GAME STATISTICS

DATE	OPPONENT	GS	AB	R	H	RBI	2B	3B	HR	BB	IBB	SB	CS	HBP	SAC	SF	GDP	K	PO	A	E	AVG
2/21	AT NICHOLLS	1	2	0	0	0	0	0	0	0	0	0	0	0	0	0	0	1	5	1	0	.000
2/23	AT SOUTHERN	0	1	0	0	0	0	0	0	0	0	0	0	0	0	0	0	1	8	0	0	.000
3/5	TARLETON	0	0	0	0	0	0	0	0	0	0	0	0	0	0	0	0	0	2	0	0	.000
3/6	TARLETON	1	2	0	2	2	0	0	0	2	0	0	0	0	0	0	0	0	9	2	0	.400
3/12	VS USF	0	0	0	0	0	0	0	0	0	0	0	0	0	0	0	0	0	2	0	0	.000
3/13	AT ASU	1	4	1	1	0	1	0	0	0	0	0	0	0	0	0	0	0	6	0	0	.333
3/15	SAINT LOUIS	0	1	0	1	1	0	0	0	0	0	0	0	0	0	0	0	0	1	0	1	.400
3/19	AT VANDY	1	3	0	0	0	0	0	0	0	0	0	0	0	0	0	0	2	7	1	0	.308
3/20	AT VANDY	1	3	0	2	2	0	0	0	1	0	0	0	0	0	0	0	0	11	0	0	.375
3/25	ARKANSAS	1	5	1	1	0	0	0	0	0	0	0	0	0	0	0	0	3	11	2	0	.333
3/26	ARKANSAS	1	4	1	1	0	0	0	0	0	0	0	0	0	0	0	0	1	12	1	0	.320

CAREER STATISTICS

YEAR	AVG	GP-GS	AB	R	H	2B	3B	HR	RBI	TB	SLG%	BB	HBP	SO	GDP	OB%	SF	SH	SB-ATT	PO	A	E	FLD%
2021	.204	32-27	93	12	19	1	0	1	10	23	.247	8	1	33	1	.272	1	0	2	232	34	1	.996
2022	.320	11-7	25	3	8	1	0	0	5	9	.360	3	0	8	0	.393	0	0	0	74	7	1	.988
TOTAL	**.229**	**43-34**	**118**	**15**	**27**	**2**	**0**	**1**	**15**	**32**	**.271**	**11**	**1**	**41**	**1**	**.298**	**1**	**0**	**2**	**306**	**41**	**2**	**.994**

HITTER PROFILES



TRE
MORRIS

POS	YR	HT	WT	B/T
C	SR	5-10	190	R/R

HOMETOWN | COLUMBIA, MO.
PREVIOUS SCHOOL | BATTLE HS

SINGLE-GAME HIGHS

Hits: 3, at Monroe (2/25/22)
Doubles: 1, 11 times, MR vs Arkansas (3/27/19)
Triples: 1, at SIUE, 4/9/19)
Home runs: 1, twice, MR vs. Georgia (4/23/21)
RBI: 2, 5 times, MR vs. Tarleton State (3/5/22)
Runs scored: 3, vs Saint Louis (3/15/22)
Walks: 2, at SIUE (4/9/19)
Stolen bases: 1, twice, MR vs. Tarleton State (3/4/22)

GAME-BY-GAME STATISTICS

DATE	OPPONENT	GS	AB	R	H	RBI	2B	3B	HR	BB	IBB	SB	CS	HBP	SAC	SF	GDP	K	PO	A	E	AVG
2/18	AT NICHOLLS	1	4	0	1	2	0	0	0	0	0	1	0	0	0	0	0	0	1	0	0	.250
2/19	AT NICHOLLS	1	4	0	0	0	0	0	0	0	0	0	0	0	0	0	0	0	6	1	0	.125
2/20	AT NICHOLLS	1	5	0	0	0	0	0	0	0	0	0	0	0	0	0	0	0	7	3	0	.077
2/21	AT NICHOLLS	0	3	0	0	0	0	0	0	0	0	0	0	0	0	0	0	0	2	1	0	.063
2/23	AT SOUTHERN	1	2	1	0	0	0	0	0	1	0	0	0	0	0	0	0	0	8	0	0	.056
2/25	AT MONROE	1	5	0	3	2	1	0	0	0	0	0	0	0	0	0	0	0	19	1	0	.174
2/27	AT MONROE	1	5	0	2	0	0	0	0	0	0	0	0	0	0	0	0	0	11	0	0	.214
3/4	TARLETON	1	3	0	1	1	0	0	0	0	0	1	0	1	0	0	0	1	13	0	0	.226
3/5	TARLETON	1	4	0	1	2	1	0	0	0	0	0	0	0	0	0	0	0	2	1	0	.229
3/9	GONZAGA	1	5	1	2	1	1	0	0	0	0	0	0	0	0	0	1	0	6	0	0	.250
3/12	VS USF	1	4	0	1	0	0	0	0	0	0	0	0	0	0	0	0	1	10	1	0	.250
3/15	SAINT LOUIS	1	3	3	2	1	0	0	0	1	0	0	0	0	0	0	0	0	8	1	0	.277
3/18	AT VANDY	1	3	0	0	0	0	0	0	0	0	0	0	0	0	0	0	1	7	0	0	.260
3/25	ARKANSAS	1	5	0	2	0	1	0	0	0	0	0	0	0	0	0	0	1	0	0	0	.273
3/26	ARKANSAS	1	4	2	1	0	0	0	0	1	0	0	0	0	0	0	0	0	0	0	0	.271
3/27	ARKANSAS	1	4	0	2	1	1	0	0	0	0	0	0	0	0	0	1	0	6	0	0	.286

CAREER STATISTICS

YEAR	AVG	GP-GS	AB	R	H	2B	3B	HR	RBI	TB	SLG%	BB	HBP	SO	GDP	OB%	SF	SH	SB-ATT	PO	A	E	FLD%
2019	.429	10-1	7	4	3	0	1	0	2	5	.714	3	0	2	0	.600	0	0	0-0	25	3	1	.966
2020	.353	5-4	17	1	6	1	0	0	3	7	.412	1	0	2	0	.389	0	0	0-0	38	9	0	1.000
2021	.258	37-32	120	12	31	4	0	2	17	41	.342	7	2	16	2	.308	1	2	2-4	163	16	3	.984
2022	.286	16-15	63	7	18	5	0	0	10	22	.365	3	1	4	2	.328	0	0	2	106	9	0	1.000
TOTAL	**.280**	**68-52**	**207**	**24**	**58**	**10**	**1**	**2**	**32**	**75**	**.367**	**14**	**3**	**24**	**4**	**.333**	**1**	**2**	**4**	**332**	**37**	**4**	**.989**



4 NANDER DE SEDAS

POS	YR	HT	WT	B/T
INF	JR	6-2	200	S/R

HOMETOWN | PANAMA CITY, PAN.
PREVIOUS SCHOOL | FLORIDA ST.

SINGLE-GAME HIGHS

Hits: 3, 4 times, MR vs. Stetson (4/27/21)
Doubles: 2, twice, MR vs Arkansas (3/26/22)
Triples: 1, three times, MR vs SLU (3/15/22)
Home runs: 1, 12 times, MR at Nicholls (2/19/22)
RBI: 4, three times, MR vs SLU (3/15/22)
Runs scored: 3, 3 times, MR vs. Tarleton State (3/6/22)
Walks: 3, twice, MR at Nicholls (2/21/22)
Stolen bases: 1, 4 times, MR at Nicholls (2/21/22)

GAME-BY-GAME STATISTICS

DATE	OPPONENT	GS	AB	R	H	RBI	2B	3B	HR	BB	IBB	SB	CS	HBP	SAC	SF	GDP	K	PO	A	E	AVG
2/19	AT NICHOLLS	0	1	1	1	2	0	0	1	0	0	0	0	0	0	0	0	0	0	0	0	1.000
2/21	AT NICHOLLS	1	2	1	0	0	0	0	0	3	0	1	0	0	0	0	0	0	1	3	1	.333
2/23	AT SOUTHERN	0	3	1	0	0	0	0	0	1	0	0	0	0	0	0	0	1	0	1	0	.167
3/5	TARLETON	0	1	0	1	0	0	0	0	0	0	0	0	0	0	0	0	0	1	0	0	.286
3/6	TARLETON	1	3	3	2	0	1	0	0	2	0	0	0	0	0	0	0	0	1	0	0	.400
3/12	VS USF	0	0	0	0	0	0	0	0	0	0	0	0	0	0	0	0	0	0	0	0	.000
3/13	AT ASU	1	3	0	1	1	0	0	0	0	0	0	0	0	0	1	0	0	1	4	0	.385
3/15	SAINT LOUIS	1	3	2	2	4	0	1	0	0	0	0	0	0	0	1	0	1	1	1	1	.438
3/18	AT VANDY	1	3	0	0	0	0	0	0	0	0	0	0	0	0	0	0	1	1	3	0	.368
3/20	AT VANDY	1	3	0	0	1	0	0	0	0	0	0	0	0	0	1	0	1	0	3	1	.318
3/25	ARKANSAS	1	4	0	2	1	0	0	0	0	0	0	0	0	0	0	0	2	2	4	0	.346
3/26	ARKANSAS	1	3	0	2	0	2	0	0	1	0	0	0	0	0	0	0	1	2	2	0	.379
3/27	ARKANSAS	1	2	1	0	0	0	0	0	2	0	0	0	0	0	0	0	2	1	4	0	.355

CAREER STATISTICS

YEAR	AVG	GP-GS	AB	R	H	2B	3B	HR	RBI	TB	SLG%	BB	HBP	SO	GDP	OB%	SF	SH	SB	PO	A	E	FLD%
2019*	.231	62-62	208	38	48	8	1	4	32	70	.337	29	12	61	-	.353	3	1	3	92	125	18	.923
2020*	.150	17-17	60	9	9	0	0	0	7	9	.150	12	2	22	-	.307	1	0	2	22	35	8	.877
2021*	.196	52-52	179	34	35	7	1	7	18	65	.363	17	11	59	-	.303	1	0	0	77	104	17	.914
2022	.355	14-9	31	9	11	3	1	1	9	19	.613	9	0	9	0	.465	3	0	1	11	25	3	.923
TOTAL	**.267**	**145-140**	**478**	**90**	**103**	**18**	**3**	**12**	**66**	**163**	**.341**	**67**	**25**	**151**	**0**	**.337**	**8**	**1**	**6**	**202**	**289**	**46**	**.914**

HITTER PROFILES



5 JOSH DAY

POS	YR	HT	WT	B/T
INF	SR	6-2	200	R/R

HOMETOWN | NATCHEZ, MISS.
PREVIOUS SCHOOL | COPIAH LINCOLN

SINGLE-GAME HIGHS

Hits: 3, three times, MR vs Arkansas (3/26/22)
Doubles: 2, twice, MR at Southern (2/23/22)
Triples: N/A
Home runs: 1, seven times, MR at Vanderbilt (3/18/22)
RBI: 3, at Southern (2/23/22)
Runs scored: 3, twice, MR vs. Tarleton State (3/6/22)
Walks: 3, twice, MR at Nicholls (2/18/22)
Stolen bases: 1, 11 times, MR vs SLU (3/15/22)

GAME-BY-GAME STATISTICS

DATE	OPPONENT	GS	AB	R	H	RBI	2B	3B	HR	BB	IBB	SB	CS	HBP	SAC	SF	GDP	K	PO	A	E	AVG
2/18	AT NICHOLLS	1	2	1	1	0	0	0	0	3	0	0	0	0	0	0	0	0	0	3	1	.500
2/19	AT NICHOLLS	1	3	1	1	2	0	0	1	1	0	0	0	0	0	0	0	0	0	1	0	.400
2/20	AT NICHOLLS	1	5	0	2	2	0	0	0	0	0	0	0	0	0	0	0	2	2	1	0	.400
2/21	AT NICHOLLS	1	3	3	1	0	0	0	0	1	0	1	0	1	0	0	0	0	4	4	0	.385
2/23	AT SOUTHERN	1	5	2	3	3	2	0	1	0	0	0	0	0	0	0	0	2	0	0	0	.444
2/25	AT MONROE	1	4	2	2	0	0	0	0	1	0	1	0	0	0	0	0	0	1	0	0	.455
2/27	AT MONROE	1	5	1	2	1	0	0	1	0	0	1	0	0	0	0	0	1	0	0	0	.444
3/4	TARLETON	1	5	0	0	0	0	0	0	0	0	0	0	0	0	0	0	3	0	1	0	.375
3/5	TARLETON	1	3	1	2	1	1	0	0	0	0	0	1	1	0	0	0	0	2	1	1	.400
3/6	TARLETON	1	3	3	1	0	1	0	0	2	0	0	0	0	0	0	0	0	2	0	0	.395
3/9	GONZAGA	1	5	1	2	1	0	0	0	0	0	0	0	0	0	0	0	1	1	2	1	.395
3/12	VS USF	1	4	0	0	0	0	0	0	0	0	0	0	1	0	0	0	1	3	0	0	.362
3/13	AT ASU	1	4	2	1	1	0	0	1	1	0	0	0	0	0	0	0	1	2	2	0	.353
3/15	SAINT LOUIS	1	4	1	2	1	1	0	0	0	0	1	0	0	0	0	0	1	0	2	0	.364
3/18	AT VANDY	1	3	1	1	1	0	0	1	0	0	0	0	0	0	0	0	2	1	0	0	.362
3/19	AT VANDY	1	3	0	0	0	0	0	0	0	0	0	0	1	0	0	0	2	0	2	0	.344
3/20	AT VANDY	1	4	0	0	0	0	0	0	0	0	0	0	1	0	0	0	1	2	3	0	.323
3/25	ARKANSAS	1	4	0	2	2	0	0	0	0	0	0	1	1	0	0	0	1	1	4	0	.333
3/26	ARKANSAS	1	5	1	3	2	1	0	0	0	0	0	0	0	0	0	0	2	0	1	1	.351
3/27	ARKANSAS	1	3	1	0	0	0	0	0	0	0	0	0	1	0	0	0	0	3	3	0	.338

CAREER STATISTICS

YEAR	AVG	GP-GS	AB	R	H	2B	3B	HR	RBI	TB	SLG%	BB	HBP	SO	GDP	OB%	SF	SH	SB	PO	A	E	FLD%
2021	.250	44-43	152	18	38	4	0	2	21	48	.316	25	5	37	3	.374	0	2	7	60	84	4	.973
2022	.338	20-20	77	21	26	6	0	5	17	47	.610	9	7	20	0	.452	0	0	4	24	30	4	.931
TOTAL	**.279**	**64-63**	**229**	**39**	**64**	**10**	**0**	**7**	**38**	**95**	**.415**	**34**	**12**	**57**	**3**	**.400**	**0**	**2**	**11**	**84**	**114**	**8**	**.961**



6 DEXTER SWIMS

POS	YR	HT	WT	B/T
INF	JR	5-10	180	R/R

HOMETOWN | ST. LOUIS, MO.
PREVIOUS SCHOOL | MO. SOUTHERN

SINGLE-GAME HIGHS
Hits: 1, at Southern (2/23/22)
Doubles: N/A
Triples: N/A
Home runs: N/A
RBI: 3, at Southern (2/23/22)
Runs scored: 2, at Southern (2/23/22)
Walks: 1, at Southern (2/23/22)
Stolen bases: N/A

GAME-BY-GAME STATISTICS

DATE	OPPONENT	GS	AB	R	H	RBI	2B	3B	HR	BB	IBB	SB	CS	HBP	SAC	SF	GDP	K	PO	A	E	AVG
2/23	AT SOUTHERN	0	1	2	1	3	0	0	0	1	0	0	0	0	0	1	0	0	0	0	0	1.000
3/6	TARLETON	0	1	0	0	0	0	0	0	0	0	0	0	0	0	0	0	0	1	0	0	.500
3/15	SAINT LOUIS	0	1	0	0	0	0	0	0	0	0	0	0	0	0	0	0	0	1	0	0	.333

CAREER STATISTICS

YEAR	AVG	GP-GS	AB	R	H	2B	3B	HR	RBI	TB	SLG%	BB	HBP	SO	GDP	OB%	SF	SH	SB-ATT	PO	A	E	FLD%
2022	.333	3-0	3	2	1	0	0	0	3	1	.333	1	0	0	0	.400	1	0	0	2	0	0	1.000
TOTAL	**.333**	**3-0**	**3**	**2**	**1**	**0**	**0**	**0**	**3**	**1**	**.333**	**1**	**0**	**0**	**0**	**.400**	**1**	**0**	**0**	**2**	**0**	**0**	**1.000**

HITTER PROFILES



7 ROSS LOVICH

POS	YR	HT	WT	B/T
OF	SO	6-0	170	L/L

HOMETOWN | OVERLAND PARK, KAN.
PREVIOUS SCHOOL | BLUE VALLEY WEST

SINGLE-GAME HIGHS

Hits: 4, vs. San Francisco (3/12/22)
Doubles: 1, three times, MR at Arizona State (3/13/22)
Triples: 1, vs. Omaha (2/27/21)
Home runs: 1, twice, MR vs. Tarleton State (3/5/22)
RBI: 2, three times, MR vs. San Francisco (3/12/22)
Runs scored: 3, at Nicholls (2/19/22)
Walks: 2, at Nicholls (2/20/22)
Stolen bases: 3, at Nicholls (2/19/22)

GAME-BY-GAME STATISTICS

DATE	OPPONENT	GS	AB	R	H	RBI	2B	3B	HR	BB	IBB	SB	CS	HBP	SAC	SF	GDP	K	PO	A	E	AVG
2/18	at NICHOLLS	1	3	1	2	1	1	0	0	1	0	0	0	0	0	0	0	0	1	0	0	.667
2/19	at NICHOLLS	1	4	3	2	2	0	0	0	0	0	3	0	0	0	0	0	1	3	0	0	.571
2/20	at NICHOLLS	1	2	0	1	2	0	0	0	2	0	0	0	0	0	0	0	0	1	0	0	.556
2/21	at NICHOLLS	1	4	0	0	0	0	0	0	0	0	1	0	1	0	0	0	0	1	0	0	.385
2/23	at SOUTHERN	1	4	1	1	0	0	0	0	0	0	0	0	0	0	0	0	0	0	0	0	.353
2/25	at MONROE	1	4	0	1	0	0	0	0	0	0	0	0	0	0	0	0	0	1	0	0	.333
2/27	at MONROE	1	4	2	2	1	0	0	1	0	0	0	0	0	0	0	0	1	3	0	0	.360
3/4	TARLETON	1	4	0	0	0	0	0	0	0	0	0	0	0	0	0	0	1	2	0	0	.310
3/5	TARLETON	1	3	2	1	1	0	0	1	0	0	0	0	1	0	0	1	1	4	0	0	.313
3/6	TARLETON	1	4	1	1	0	0	0	0	0	0	0	0	0	0	0	0	0	2	0	1	.308
3/9	GONZAGA	1	4	0	2	1	0	0	0	0	0	1	0	0	0	0	0	0	3	1	1	.325
3/12	VS USF	1	4	0	4	2	1	0	0	0	0	0	1	0	0	0	0	0	1	0	0	.386
3/13	AT ASU	1	5	1	2	1	1	0	0	0	0	0	0	0	0	0	0	0	3	0	0	.388
3/15	SAINT LOUIS	1	2	2	1	0	0	0	0	1	0	1	0	1	0	0	0	0	2	0	0	.392
3/18	AT VANDY	1	2	0	0	0	0	0	0	1	0	0	0	0	0	0	0	1	1	0	0	.377
3/19	AT VANDY	1	3	0	0	0	0	0	0	0	0	0	0	0	0	0	0	1	2	0	0	.357
3/20	AT VANDY	1	4	1	1	1	0	0	0	0	0	0	0	0	0	0	0	2	2	0	0	.350
3/25	ARKANSAS	1	4	1	0	0	0	0	0	1	0	1	0	0	0	0	0	2	0	0	0	.328
3/26	ARKANSAS	1	4	0	0	0	0	0	0	0	0	0	0	1	0	0	0	2	4	0	0	.309
3/27	ARKANSAS	1	3	0	0	0	0	0	0	1	0	0	0	0	0	0	0	2	3	0	0	.296

CAREER STATISTICS

YEAR	AVG	GP-GS	AB	R	H	2B	3B	HR	RBI	TB	SLG%	BB	HBP	SO	GDP	OB%	SF	SH	SB	PO	A	E	FLD%
2021	.205	25-11	39	9	8	1	1	0	2	11	.282	4	4	10	0	.340	0	0	3	32	0	0	1.000
2022	.296	20-20	71	15	21	3	0	2	12	30	.423	7	4	14	1	.390	0	0	7	39	1	2	.952
TOTAL	**.264**	**45-31**	**110**	**24**	**29**	**4**	**1**	**2**	**14**	**41**	**.373**	**11**	**8**	**24**	**1**	**.372**	**0**	**0**	**10**	**71**	**1**	**2**	**.973**



9 TY WILMSMEYER

POS	YR	HT	WT	B/T
UT	JR	6-1	185	R/R

HOMETOWN | SPRINGFIELD, MO.
PREVIOUS SCHOOL | GLENDALE HS

SINGLE-GAME HIGHS

Hits: 3, twice, MR at Vanderbilt (3/20/22)
Doubles: 1, three times, MR vs. San Francisco (3/14/22)
Triples: N/A
Home runs: 1, at Nicholls (2/18/22)
RBI: 3, at Nicholls (2/18/22)
Runs scored: 3, at Nicholls (2/18/22)
Walks: 1, 7 times, MR vs Arkansas (3/26/22)
Stolen bases: 1, eight times, MR at Vanderbilt (3/20/22)

GAME-BY-GAME STATISTICS

DATE	OPPONENT	GS	AB	R	H	RBI	2B	3B	HR	BB	IBB	SB	CS	HBP	SAC	SF	GDP	K	PO	A	E	AVG
2/18	AT NICHOLLS	1	5	3	3	3	1	0	1	0	0	0	0	0	0	0	0	0	3	0	0	.600
2/19	AT NICHOLLS	1	4	2	0	1	0	0	0	0	0	0	0	0	0	0	0	0	2	0	0	.333
2/20	AT NICHOLLS	1	3	0	0	1	0	0	0	0	0	0	0	0	0	0	0	1	0	0	0	.250
2/21	AT NICHOLLS	1	2	0	1	0	0	0	0	0	0	0	0	0	0	0	0	0	1	0	0	.286
2/23	AT SOUTHERN	1	4	0	1	0	0	0	0	0	0	1	0	0	0	0	0	2	0	0	0	.278
2/25	AT MONROE	1	4	0	2	0	0	0	0	0	0	0	0	0	0	0	0	2	0	0	0	.318
2/27	AT MONROE	1	4	0	1	0	0	0	0	0	0	1	0	0	0	0	0	0	3	0	0	.308
3/4	TARLETON	1	3	0	1	0	0	0	0	0	0	0	0	0	0	0	0	1	3	0	0	.310
3/5	TARLETON	1	4	1	2	0	0	0	0	0	0	0	0	0	0	0	0	0	7	0	0	.333
3/6	TARLETON	1	4	0	1	1	0	0	0	0	0	1	0	0	0	0	0	1	2	0	0	.324
3/9	GONZAGA	1	4	2	2	0	0	0	0	0	0	0	0	0	0	0	0	0	0	0	0	.341
3/12	VS USF	1	4	1	2	1	1	0	0	0	0	0	0	0	0	0	0	1	2	0	0	.356
3/13	AT ASU	1	3	0	1	0	0	0	0	1	0	0	0	0	0	0	0	0	1	1	0	.354
3/15	SAINT LOUIS	1	3	1	1	2	0	0	0	0	0	1	0	1	0	0	0	1	1	0	0	.353
3/18	AT VANDY	1	3	0	0	0	0	0	0	0	0	0	0	0	0	0	0	0	6	1	0	.333
3/19	AT VANDY	1	3	0	1	0	0	0	0	0	0	0	0	0	0	0	0	2	4	0	0	.333
3/20	AT VANDY	1	4	0	3	0	0	0	0	0	0	1	0	0	0	0	0	1	2	0	0	.361
3/25	ARKANSAS	1	4	1	2	0	0	0	0	0	0	0	0	0	0	0	0	1	1	0	0	.369
3/26	ARKANSAS	1	3	0	0	0	0	0	0	1	0	0	0	0	0	0	0	2	1	0	0	.353
3/27	ARKANSAS	1	4	0	0	0	0	0	0	0	0	0	0	0	0	0	0	0	1	0	0	.333

CAREER STATISTICS

YEAR	AVG	GP-GS	AB	R	H	2B	3B	HR	RBI	TB	SLG%	BB	HBP	SO	GDP	OB%	SF	SH	SB-ATT	PO	A	E	FLD%
2020	.000	1-0	1	0	0	0	0	0	0	0	.000	0	0	0	0	.000	0	0	0-0	0	1	1	.500
2021	.244	31-17	45	13	11	1	0	0	5	12	.267	12	2	19	1	.424	0	1	4-6	43	1	0	1.000
2022	.333	20-20	72	11	24	2	0	1	9	29	.403	2	1	15	0	.360	0	0	5	40	2	0	1.000
TOTAL	**.297**	**55-37**	**118**	**24**	**35**	**3**	**0**	**1**	**14**	**41**	**.347**	**14**	**3**	**34**	**1**	**.385**	**0**	**1**	**9**	**83**	**4**	**1**	**.989**

HITTER PROFILES



10 JACKSON BEAMAN

POS	YR	HT	WT	B/T
INF	SO	6-1	205	R/R

HOMETOWN | LINCOLN, MO.
PREVIOUS SCHOOL | LINCOLN HS

SINGLE-GAME HIGHS

Hits: 1, vs Saint Louis (3/15/22)
Doubles: N/A
Triples: N/A
Home runs: 1, vs Saint Louis (3/15/22)
RBI: 3, vs Saint Louis (3/15/22)
Runs scored: 1, vs Saint Louis (3/15/22)
Walks: 1, at Southern (2/23/22)
Stolen bases: N/A

GAME-BY-GAME STATISTICS

DATE	OPPONENT	GS	AB	R	H	RBI	2B	3B	HR	BB	IBB	SB	CS	HBP	SAC	SF	GDP	K	PO	A	E	AVG
2/18	AT NICHOLLS	0	1	0	0	0	0	0	0	0	0	0	0	0	0	0	0	0	0	0	0	.000
2/21	AT NICHOLLS	1	2	0	0	0	0	0	0	0	0	0	0	0	0	0	0	1	0	0	0	.000
2/23	AT SOUTHERN	0	1	0	0	0	0	0	0	1	0	0	0	0	0	0	0	0	0	0	0	.000
3/6	TARLETON	0	1	0	0	0	0	0	0	0	0	0	0	0	0	0	0	1	0	0	0	.000
3/15	SAINT LOUIS	0	1	1	1	3	0	0	1	0	0	0	0	0	0	0	0	0	0	0	0	.167

CAREER STATISTICS

YEAR	AVG	GP-GS	AB	R	H	2B	3B	HR	RBI	TB	SLG%	BB	HBP	SO	GDP	OB%	SF	SH	SB-ATT	PO	A	E	FLD%
2022	.167	5-1	6	1	1	0	0	1	3	4	.667	1	0	2	0	.286	0	0	0	1	0	0	1.000
TOTAL	**.167**	**5-1**	**6**	**1**	**1**	**0**	**0**	**1**	**3**	**4**	**.667**	**1**	**0**	**2**	**0**	**.286**	**0**	**0**	**0**	**1**	**0**	**0**	**1.000**



11 LUKE MANN

POS	YR	HT	WT	B/T
INF	R-JR	6-2	200	L/R

HOMETOWN | ST. LOUIS, MO.
PREVIOUS SCHOOL | VIANNEY HS

SINGLE-GAME HIGHS

Hits: 3, vs. Northwestern (3/10/19)
Doubles: 1, 11 times, MR at Monroe (2/27/22)
Triples: 1, vs. Omaha (2/26/21)
Home runs: 2, vs. Auburn (5/20/21)
RBI: 4, twice, MR at Mississippi State (5/15/21)
Runs scored: 4, at Southern (2/23/22)
Walks: 4, vs. Rhode Island (2/23/19)
Stolen bases: 1, 5x, MR vs. Tarleton State (3/5/22)

GAME-BY-GAME STATISTICS

DATE	OPPONENT	GS	AB	R	H	RBI	2B	3B	HR	BB	IBB	SB	CS	HBP	SAC	SF	GDP	K	PO	A	E	AVG
2/18	AT NICHOLLS	1	3	1	1	1	0	0	1	1	0	0	0	1	0	0	0	1	1	2	0	.333
2/19	AT NICHOLLS	1	5	0	1	0	0	0	0	0	0	1	0	0	0	0	0	2	1	1	0	.250
2/20	AT NICHOLLS	1	5	1	1	0	0	0	0	0	0	0	0	0	0	0	1	0	2	0	0	.231
2/21	AT NICHOLLS	1	4	0	2	3	1	0	0	0	0	0	0	1	0	0	0	0	1	2	0	.294
2/23	AT SOUTHERN	1	3	4	1	0	0	0	0	2	0	0	0	1	0	0	0	2	2	1	0	.300
2/25	AT MONROE	1	2	1	0	0	0	0	0	2	0	1	0	1	0	0	0	1	0	0	0	.273
2/27	AT MONROE	1	5	0	1	0	1	0	0	0	0	0	0	0	0	0	0	0	1	0	0	.259
3/4	TARLETON	1	5	2	2	0	0	0	0	0	0	1	0	0	0	0	0	0	0	3	1	.281
3/5	TARLETON	1	2	1	0	1	0	0	0	1	0	1	0	1	0	0	0	0	1	4	0	.265
3/6	TARLETON	1	2	2	1	2	0	0	0	2	0	0	0	0	0	1	0	1	0	1	0	.278
3/9	GONZAGA	1	4	0	0	0	0	0	0	1	0	0	0	0	0	0	0	2	0	2	0	.250
3/12	VS USF	1	4	1	1	0	0	0	0	0	0	0	0	0	0	0	0	1	0	1	0	.250
3/13	AT ASU	1	3	0	0	0	0	0	0	2	0	0	0	0	0	0	0	1	1	2	0	.234
3/15	SAINT LOUIS	1	3	1	2	1	0	0	0	0	0	0	0	0	0	1	0	0	0	0	0	.260
3/18	AT VANDY	1	3	1	1	1	0	0	1	0	0	0	0	0	0	0	0	1	0	1	0	.264
3/19	AT VANDY	1	4	0	0	0	0	0	0	0	0	0	0	0	0	0	0	2	0	1	0	.246
3/20	AT VANDY	1	4	1	0	0	0	0	0	1	0	0	0	0	0	0	0	2	1	0	0	.230
3/25	ARKANSAS	1	5	0	0	0	0	0	0	0	0	0	0	0	0	0	0	3	0	1	0	.212
3/27	ARKANSAS	1	4	1	1	2	0	0	1	0	0	0	0	0	0	0	0	3	8	1	1	.214

CAREER STATISTICS

YEAR	AVG	GP-GS	AB	R	H	2B	3B	HR	RBI	TB	SLG%	BB	HBP	SO	GDP	OB%	SF	SH	SB-ATT	PO	A	E	FLD%
2019	.250	15-14	44	16	11	3	0	2	8	20	.455	16	1	17	1	.459	0	0	0-0	2	5	0	1.000
2020	.200	15-10	40	4	8	2	0	1	7	13	.325	6	3	21	0	.340	1	0	1-1	8	20	3	.903
2021	.224	44-38	134	25	30	4	1	8	29	60	.448	17	3	60	0	.321	2	1	2-2	28	68	6	.941
2022	.214	19-19	70	17	15	2	0	3	11	26	.371	12	5	22	1	.360	2	0	4	19	23	2	.955
TOTAL	**.222**	**94-82**	**288**	**62**	**64**	**11**	**1**	**14**	**55**	**119**	**.413**	**51**	**12**	**120**	**2**	**.357**	**5**	**1**	**7**	**57**	**116**	**11**	**.940**

HITTER PROFILES



12 JUSTIN COLON

POS	YR	HT	WT	B/T
INF	FR	6-3	170	R/R

HOMETOWN | CAROLINA, PUERTO RICO
PREVIOUS SCHOOL | MONTVERDE (FL)

SINGLE-GAME HIGHS

Hits: 2, vs Arkansas (3/26/22)
Doubles: 1, at Southern (2/23/22)
Triples: N/A
Home runs: N/A
RBI: 2, vs Arkansas (3/26/22)
Runs scored: 1, three times, MR vs Arkansas (3/26/22)
Walks: 1, vs Saint Louis (3/15/22)
Stolen bases: 1, at Southern (2/23/22)

GAME-BY-GAME STATISTICS

DATE	OPPONENT	GS	AB	R	H	RBI	2B	3B	HR	BB	IBB	SB	CS	HBP	SAC	SF	GDP	K	PO	A	E	AVG
2/18	AT NICHOLLS	0	2	0	0	0	0	0	0	0	0	0	0	0	0	0	0	0	1	2	0	.000
2/23	AT SOUTHERN	0	2	1	1	0	1	0	0	0	0	1	0	0	0	0	0	0	1	0	0	.250
3/5	TARLETON	0	1	0	0	0	0	0	0	0	0	0	0	0	0	0	0	0	0	0	0	.200
3/6	TARLETON	0	0	0	0	0	0	0	0	0	0	0	0	0	0	0	0	0	1	0	0	.000
3/15	SAINT LOUIS	0	0	1	0	0	0	0	0	1	0	0	0	0	0	0	0	0	1	0	0	.200
3/18	AT VANDY	0	1	0	0	0	0	0	0	0	0	0	0	0	0	0	0	1	0	0	0	.167
3/26	ARKANSAS	1	4	1	2	2	0	0	0	0	0	0	0	0	0	0	0	0	0	4	1	.300
3/27	ARKANSAS	1	3	0	0	0	0	0	0	0	0	0	0	0	0	0	0	1	1	3	1	.231

CAREER STATISTICS

YEAR	AVG	GP-GS	AB	R	H	2B	3B	HR	RBI	TB	SLG%	BB	HBP	SO	GDP	OB%	SF	SH	SB-ATT	PO	A	E	FLD%
2022	.231	8-2	13	3	3	1	0	0	2	4	.308	1	0	2	0	.286	0	0	1	5	9	2	.875
TOTAL	**.231**	**8-2**	**13**	**3**	**3**	**1**	**0**	**0**	**2**	**4**	**.308**	**1**	**0**	**2**	**0**	**.286**	**0**	**0**	**1**	**5**	**9**	**2**	**.875**



13 GARRETT RICE

POS	YR	HT	WT	B/T
INF	SO	6-2	240	R/R

HOMETOWN | WILLARD, MO.
PREVIOUS SCHOOL | WILLARD HS

SINGLE-GAME HIGHS

Hits: 2, twice, MR at Southern (2/23/22)
Doubles: 1, 4 times, MR at Southern (2/23/22)
Triples: N/A
Home runs: N/A
RBI: 3, twice, MR at Southern (2/23/22)
Runs scored: 1, three times, MR vs. Tarleton State (3/6/22)
Walks: 2, at Illinois State (3/13/21)
Stolen bases: N/A

GAME-BY-GAME STATISTICS

DATE	OPPONENT	GS	AB	R	H	RBI	2B	3B	HR	BB	IBB	SB	CS	HBP	SAC	SF	GDP	K	PO	A	E	AVG
2/23	AT SOUTHERN	1	3	0	2	3	1	0	0	0	0	0	0	0	0	0	0	0	0	0	0	.667
2/25	AT MONROE	1	2	0	0	0	0	0	0	0	0	0	0	0	0	0	0	0	2	1	0	.400
3/6	TARLETON	1	2	1	1	0	0	0	0	1	0	0	0	1	0	0	0	0	0	0	0	.286
3/9	GONZAGA	1	1	0	0	0	0	0	0	1	0	0	0	0	0	0	0	0	0	0	0	.375
3/15	SAINT LOUIS	0	0	0	0	0	0	0	0	1	0	0	0	0	0	0	0	0	0	0	0	.375
3/18	AT VANDY	0	1	0	0	0	0	0	0	0	0	0	0	0	0	0	0	1	0	0	0	.333
3/20	AT VANDY	1	2	0	0	0	0	0	0	0	0	0	0	0	0	0	0	0	0	0	0	.273

CAREER STATISTICS

YEAR	AVG	GP-GS	AB	R	H	2B	3B	HR	RBI	TB	SLG%	BB	HBP	SO	GDP	OB%	SF	SH	SB-ATT	PO	A	E	FLD%
2021	.171	16-10	41	4	7	3	0	0	4	10	.244	6	0	18	0	.277	0	0	1-1	1	0	0	1.000
2022	.273	7-5	11	1	3	1	0	0	3	4	.364	3	1	1	0	.467	0	0	0	2	1	0	1.000
TOTAL	**.192**	**23-15**	**52**	**5**	**10**	**4**	**0**	**0**	**7**	**14**	**.269**	**9**	**1**	**19**	**0**	**.323**	**0**	**0**	**1**	**3**	**1**	**0**	**1.000**

HITTER PROFILES



14 ISAIAH FROST

POS	YR	HT	WT	B/T
OF	FR	5-11	190	L/L

HOMETOWN | LEE'S SUMMIT, MO.
PREVIOUS SCHOOL | BLUE SPRINGS SOUTH

SINGLE-GAME HIGHS

Hits: N/A
Doubles: N/A
Triples: N/A
Home runs: N/A
RBI: N/A
Runs scored: 1, three times, MR vs Saint Louis (3/15/22)
Walks: 1, twice, MR at Southern (2/23/22)
Stolen bases: N/A

GAME-BY-GAME STATISTICS

DATE	OPPONENT	GS	AB	R	H	RBI	2B	3B	HR	BB	IBB	SB	CS	HBP	SAC	SF	GDP	K	PO	A	E	AVG
2/18	at NICHOLLS	0	1	0	0	0	0	0	0	0	0	0	0	0	0	0	0	0	1	0	0	.000
2/19	at NICHOLLS	0	0	1	0	0	0	0	0	0	0	0	0	0	0	0	0	0	0	0	0	.000
2/20	at NICHOLLS	0	1	1	0	0	0	0	0	1	0	0	0	0	0	0	0	1	0	0	0	.000
2/21	at NICHOLLS	0	1	0	0	0	0	0	0	0	0	0	0	0	0	0	0	0	1	0	0	.000
2/23	at SOUTHERN	0	0	0	0	0	0	0	0	1	0	0	0	0	0	0	0	0	0	0	0	.000
3/4	TARLETON	0	1	0	0	0	0	0	0	0	0	0	0	0	0	0	0	1	1	0	0	.000
3/6	TARLETON	0	1	0	0	0	0	0	0	0	0	0	0	0	0	0	0	1	0	0	0	.000
3/15	SAINT LOUIS	0	1	1	0	0	0	0	0	0	0	0	0	0	0	0	0	0	0	0	0	.000

CAREER STATISTICS

YEAR	AVG	GP-GS	AB	R	H	2B	3B	HR	RBI	TB	SLG%	BB	HBP	SO	GDP	OB%	SF	SH	SB-ATT	PO	A	E	FLD%
2022	.000	8-0	6	3	0	0	0	0	0	0	.000	2	0	3	0	.250	0	0	0	3	0	0	1.000
TOTAL	**.000**	**8-0**	**6**	**3**	**0**	**0**	**0**	**0**	**0**	**0**	**.000**	**2**	**0**	**3**	**0**	**.250**	**0**	**0**	**0**	**3**	**0**	**0**	**1.000**



18 SHEA MCGAHAN

POS	YR	HT	WT	B/T
C	FR	6-0	185	R/R

HOMETOWN | ST. LOUIS, MO.
PREVIOUS SCHOOL | LINDBERGH HS

SINGLE-GAME HIGHS

Hits: 1, twice, MR at Southern (2/23/22)
Doubles: N/A
Triples: N/A
Home runs: 1, at Southern (2/23/22)
RBI: 4, at Southern (2/23/22)
Runs scored: 1, at Southern (2/23/22)
Walks: N/A
Stolen bases: N/A

GAME-BY-GAME STATISTICS

DATE	OPPONENT	GS	AB	R	H	RBI	2B	3B	HR	BB	IBB	SB	CS	HBP	SAC	SF	GDP	K	PO	A	E	AVG
2/19	AT NICHOLLS	0	1	0	1	0	0	0	0	0	0	0	0	0	0	0	0	0	1	0	0	1.000
2/23	AT SOUTHERN	0	1	1	1	4	0	0	1	0	0	0	0	0	0	0	0	0	0	0	0	1.000
3/6	TARLETON	0	1	0	0	0	0	0	0	0	0	0	0	0	0	0	0	1	1	0	0	.667

CAREER STATISTICS

YEAR	AVG	GP-GS	AB	R	H	2B	3B	HR	RBI	TB	SLG%	BB	HBP	SO	GDP	OB%	SF	SH	SB-ATT	PO	A	E	FLD%
2022	.667	3-0	3	1	2	0	0	1	4	5	1.667	0	0	1	0	.667	0	0	0	2	0	0	1.000
TOTAL	**.667**	**3-0**	**3**	**1**	**2**	**0**	**0**	**1**	**4**	**5**	**1.667**	**0**	**0**	**1**	**0**	**.667**	**0**	**0**	**0**	**2**	**0**	**0**	**1.000**

HITTER PROFILES



19 TREVOR AUSTIN

POS	YR	HT	WT	B/T
INF	SO	5-10	188	R/R

HOMETOWN | JEFFERSON CITY, MO.
PREVIOUS SCHOOL | HELIAS HS

SINGLE-GAME HIGHS

Hits: 2, thee times, MR at Nicholls (2/19/22)
Doubles: 1, twice, MR at Nicholls (2/18/22)
Triples: N/A
Home runs: 1, three times, MR at Nicholls (2/18/21)
RBI: 2, at Nicholls (2/18/22)
Runs scored: 3, at Nicholls (2/19/22)
Walks: 2, at Nicholls (2/21/22)
Stolen bases: 1, three times, MR at Monroe (2/27/22)

GAME-BY-GAME STATISTICS

DATE	OPPONENT	GS	AB	R	H	RBI	2B	3B	HR	BB	IBB	SB	CS	HBP	SAC	SF	GDP	K	PO	A	E	AVG
2/18	AT NICHOLLS	1	3	2	2	2	1	0	1	0	0	0	0	0	0	0	0	0	1	0	0	.667
2/19	AT NICHOLLS	1	3	3	2	1	0	0	0	1	0	1	0	0	0	0	0	0	2	2	1	.667
2/20	AT NICHOLLS	1	1	1	0	1	0	0	0	0	0	1	0	3	1	0	0	1	2	5	1	.571
2/21	AT NICHOLLS	1	3	2	1	0	0	0	0	2	0	0	0	0	0	0	1	0	0	0	0	.500
2/23	AT SOUTHERN	1	3	0	0	0	0	0	0	0	0	0	0	0	0	0	0	1	0	0	0	.385
2/25	AT MONROE	1	4	1	1	0	0	0	0	1	0	0	0	0	0	0	0	2	2	1	0	.353
2/27	AT MONROE	1	1	1	0	1	0	0	0	0	0	1	0	3	0	1	0	0	0	0	0	.333
3/4	TARLETON	1	3	2	0	0	0	0	0	0	0	0	0	2	0	0	0	1	0	1	0	.286
3/5	TARLETON	1	3	1	1	1	0	0	0	0	0	0	0	0	0	1	0	2	1	1	0	.292
3/9	GONZAGA	1	5	0	1	0	0	0	0	0	0	0	0	0	0	0	0	0	2	3	0	.276
3/12	VS USF	1	4	0	0	0	0	0	0	0	0	0	0	0	0	0	0	3	3	0	0	.242
3/15	SAINT LOUIS	0	1	0	0	0	0	0	0	0	0	0	0	0	0	0	0	0	0	0	0	.235
3/18	AT VANDY	0	1	0	0	0	0	0	0	0	0	0	0	0	0	0	0	0	0	0	0	.229
3/19	AT VANDY	1	3	0	0	0	0	0	0	0	0	0	0	1	0	0	0	2	3	1	2	.211
3/20	AT VANDY	1	2	0	0	0	0	0	0	0	0	0	0	0	0	0	0	1	0	0	0	.200

CAREER STATISTICS

YEAR	AVG	GP-GS	AB	R	H	2B	3B	HR	RBI	TB	SLG%	BB	HBP	SO	GDP	OB%	SF	SH	SB-ATT	PO	A	E	FLD%
2021	.188	21-9	32	7	6	1	0	2	2	13	.406	7	1	15	0	.350	0	2	0-0	13	18	1	.969
2022	.200	15-13	40	13	8	1	0	1	6	12	.300	4	9	13	1	.382	2	1	3	14	15	2	.935
TOTAL	**.194**	**36-22**	**72**	**20**	**14**	**2**	**0**	**3**	**8**	**25**	**.347**	**11**	**10**	**28**	**1**	**.368**	**2**	**3**	**3**	**27**	**33**	**3**	**.952**



24 HECTOR MANGUAL

POS	YR	HT	WT	B/T
INF	FR	6-4	180	R/R

HOMETOWN | RIO GRANDE, P.R.
PREVIOUS SCHOOL | TXNL ACADEMY

SINGLE-GAME HIGHS

Hits: 1, three times, MR vs. Tarleton State (3/5/22)
Doubles: 1, at Southern (2/23/22)
Triples: N/A
Home runs: N/A
RBI: 1, twice, MR at Southern (2/23/22)
Runs scored: 2, at Southern (2/23/22)
Walks: 1, three times, MR at Vanderbilt (3/18/22)
Stolen bases: N/A

GAME-BY-GAME STATISTICS

DATE	OPPONENT	GS	AB	R	H	RBI	2B	3B	HR	BB	IBB	SB	CS	HBP	SAC	SF	GDP	K	PO	A	E	AVG
2/18	AT NICHOLLS	0	2	0	1	1	0	0	0	0	0	0	0	0	0	0	0	0	0	0	0	.500
2/23	AT SOUTHERN	0	1	2	1	1	1	0	0	1	0	0	0	0	0	0	0	0	1	0	0	.667
2/25	AT MONROE	1	5	0	0	0	0	0	0	0	0	0	0	0	0	0	0	2	0	0	0	.250
3/5	TARLETON	0	1	0	1	0	0	0	0	0	0	0	0	0	0	0	0	0	0	0	0	.333
3/15	SAINT LOUIS	0	0	1	0	0	0	0	0	1	0	0	0	0	0	0	0	0	0	0	0	.333
3/18	AT VANDY	0	0	0	0	0	0	0	0	1	0	0	0	0	0	0	0	0	0	.333		
3/19	AT VANDY	1	3	0	0	0	0	0	0	0	0	0	0	0	0	0	0	0	0	.250		

CAREER STATISTICS

YEAR	AVG	GP-GS	AB	R	H	2B	3B	HR	RBI	TB	SLG%	BB	HBP	SO	GDP	OB%	SF	SH	SB-ATT	PO	A	E	FLD%
2022	.250	7-2	12	3	3	1	0	0	2	4	.333	3	0	2	0	.400	0	0	0	1	0	0	1.000
TOTAL	**.250**	**7-2**	**12**	**3**	**3**	**1**	**0**	**0**	**2**	**4**	**.333**	**3**	**0**	**2**	**0**	**.400**	**0**	**0**	**0**	**1**	**0**	**0**	**1.000**

HITTER PROFILES



26 TORIN MONTGOMERY

POS	YR	HT	WT	B/T
INF	JR	6-3	230	R/R

HOMETOWN | KIRKLAND, WASH.
PREVIOUS SCHOOL | BOISE STATE

SINGLE-GAME HIGHS

Hits: 4, twice, MR at Nicholls (2/20/22)
Doubles: 2, twice, MR at Southern (2/23/22)
Triples: N/A
Home runs: 1, 6 times, MR at Florida (4/17/21)
RBI: 3, 4 times, MR vs. Tarleton State (3/6/22)
Runs scored: 3, twice, MR at Nicholls (2/20/22)
Walks: 3, at Monroe (2/27/22)
Stolen bases: 2, vs. Dallas Baptist (3/4/21)

GAME-BY-GAME STATISTICS

DATE	OPPONENT	GS	AB	R	H	RBI	2B	3B	HR	BB	IBB	SB	CS	HBP	SAC	SF	GDP	K	PO	A	E	AVG
2/18	AT NICHOLLS	1	4	0	1	1	0	0	0	1	0	0	0	0	0	0	0	0	8	0	0	.250
2/19	AT NICHOLLS	1	3	1	1	0	0	0	0	1	0	0	0	0	0	0	0	0	4	0	0	.286
2/20	AT NICHOLLS	1	5	3	4	0	1	0	0	0	0	0	0	0	0	0	0	0	10	0	0	.500
2/21	AT NICHOLLS	1	4	1	1	2	0	0	0	0	0	0	0	0	0	1	0	1	11	1	0	.438
2/23	AT SOUTHERN	1	2	1	2	1	2	0	0	0	0	0	0	1	0	1	0	0	3	0	0	.500
2/27	AT MONROE	1	2	0	0	0	0	0	0	3	0	0	0	0	0	0	0	0	3	0	0	.450
3/4	TARLETON	1	3	1	1	1	1	0	0	1	0	0	0	0	0	0	0	0	8	1	2	.435
3/5	TARLETON	1	3	2	1	2	1	0	0	1	0	0	0	0	0	0	0	1	4	0	1	.423
3/6	TARLETON	1	2	1	1	3	0	0	0	0	0	0	0	1	0	2	0	0	6	0	0	.429
3/9	GONZAGA	1	5	1	3	1	0	0	0	0	0	1	0	0	0	0	0	1	8	1	0	.455
3/12	VS USF	1	4	1	2	1	0	0	0	0	0	1	0	0	0	0	0	1	4	1	0	.459
3/13	AT ASU	1	5	0	1	1	1	0	0	0	0	0	0	0	0	0	1	1	10	3	0	.429
3/15	SAINT LOUIS	1	3	1	0	1	0	0	0	0	0	0	0	1	0	0	0	0	5	0	0	.400
3/18	AT VANDY	1	3	0	0	0	0	0	0	0	0	0	0	0	0	0	0	2	3	0	0	.375
3/19	AT VANDY	1	3	0	0	0	0	0	0	1	0	0	0	0	0	0	0	2	8	0	0	.353
3/20	AT VANDY	1	4	2	2	0	1	0	0	1	0	1	0	0	0	0	0	2	6	0	0	.364
3/25	ARKANSAS	1	5	1	3	1	0	0	0	0	0	0	0	0	0	0	0	2	10	0	0	.383
3/26	ARKANSAS	1	3	2	0	0	0	0	0	2	0	0	0	0	0	0	0	0	8	0	0	.365
3/27	ARKANSAS	1	2	0	0	0	0	0	0	0	0	0	0	2	0	0	0	0	0	0	0	.354

CAREER STATISTICS

YEAR	AVG	GP-GS	AB	R	H	2B	3B	HR	RBI	TB	SLG%	BB	HBP	SO	GDP	OB%	SF	SH	SB-ATT	PO	A	E	FLD%
2021	.278	47-42	158	30	44	9	0	5	30	68	.430	23	2	44	0	.373	2	0	4-4	317	24	5	.986
2022	.354	19-19	65	18	23	7	0	0	15	30	.462	11	5	13	1	.459	4	0	3	118	7	3	.977
TOTAL	**.300**	**66-61**	**223**	**48**	**67**	**16**	**0**	**5**	**45**	**98**	**.439**	**34**	**7**	**57**	**1**	**.400**	**6**	**0**	**7**	**435**	**31**	**8**	**.983**

HITTER PROFILES



27 CARLOS PEÑA

POS	YR	HT	WT	B/T
OF	FR	6-2	215	L/R

HOMETOWN | BAYSIDE, N.Y..
PREVIOUS SCHOOL | SALISBURY

SINGLE-GAME HIGHS

Hits: 3, vs Arkansas (3/25/22)
Doubles: 1, three times, MR at Arizona State (3/13/22)
Triples: 1, at Nicholls (2/21/21
Home runs: 1, twice, MR at Arizona State (3/13/22)
RBI: 3, at Southern (2/23/22)
Runs scored: 2, three times, MR at Arizona State (3/13/22)
Walks: 2, vs. Tarleton State (3/4/22)
Stolen bases: 1, three times, MR vs Arkansas (3/25/22)

GAME-BY-GAME STATISTICS

DATE	OPPONENT	GS	AB	R	H	RBI	2B	3B	HR	BB	IBB	SB	CS	HBP	SAC	SF	GDP	K	PO	A	E	AVG
2/18	AT NICHOLLS	1	4	1	1	1	0	0	0	0	0	0	0	0	0	0	0	0	1	0	0	.250
2/19	AT NICHOLLS	1	4	2	2	2	1	0	0	0	0	1	0	0	0	0	0	1	2	0	0	.375
2/20	AT NICHOLLS	1	4	1	0	2	0	0	0	0	0	0	0	0	0	1	0	1	0	0	0	.250
2/21	AT NICHOLLS	0	3	0	2	1	0	1	0	0	0	0	0	0	0	0	0	0	2	1	0	.333
2/23	AT SOUTHERN	1	4	2	1	3	0	0	1	1	0	0	0	0	0	0	0	2	1	0	0	.316
2/25	AT MONROE	1	5	0	0	0	0	0	0	0	0	0	0	0	0	0	0	5	1	0	0	.250
2/27	AT MONROE	1	4	0	0	0	0	0	0	0	0	0	0	0	0	0	0	1	6	0	0	.214
3/4	TARLETON	1	2	0	1	1	1	0	0	2	0	0	0	0	0	0	0	1	0	0	0	.233
3/5	TARLETON	1	3	0	1	1	0	0	0	0	0	0	0	0	0	0	0	1	3	0	0	.242
3/9	GONZAGA	0	2	0	0	0	0	0	0	0	0	0	0	0	0	0	0	1	5	0	0	.229
3/12	VS USF	1	3	1	0	0	0	0	0	1	0	0	0	0	0	0	0	0	1	0	0	.211
3/13	AT ASU	1	3	2	2	1	1	0	1	1	0	0	0	0	0	0	0	0	0	0	0	.244
3/15	SAINT LOUIS	1	2	0	1	0	0	0	0	0	0	0	1	0	0	0	0	0	1	0	0	.256
3/18	AT VANDY	1	3	0	0	0	0	0	0	0	0	0	0	0	0	0	0	2	4	0	0	.239
3/20	AT VANDY	0	3	0	1	0	0	0	0	0	0	1	0	0	0	0	0	1	0	0	0	.245
3/25	ARKANSAS	1	5	1	3	1	0	0	0	0	0	1	1	0	0	0	0	0	2	.278		
3/26	ARKANSAS	1	4	0	1	2	0	0	0	1	0	0	0	0	0	0	0	0	1	.276		
3/27	ARKANSAS	1	4	1	1	1	0	0	0	0	0	0	0	0	0	0	0	0	2	.274		

CAREER STATISTICS

YEAR	AVG	GP-GS	AB	R	H	2B	3B	HR	RBI	TB	SLG%	BB	HBP	SO	GDP	OB%	SF	SH	SB-ATT	PO	A	E	FLD%
2022	.245	15-12	49	9	12	3	1	2	12	23	.469	5	0	16	0	.309	1	0	2	26	1	0	1.000
TOTAL	**.245**	**15-12**	**49**	**9**	**12**	**3**	**1**	**2**	**12**	**23**	**.469**	**5**	**0**	**16**	**0**	**.309**	**1**	**0**	**2**	**26**	**1**	**0**	**1.000**



42 FOX LEUM

POS	YR	HT	WT	B/T
INF	GR	6-2	230	L/R

HOMETOWN | EXCELSIOR, MINN.
PREVIOUS SCHOOL | COASTAL CAR.

SINGLE-GAME HIGHS

Hits: 2, four times, MR vs. SLU (3/15/22)
Doubles: 1, at Nicholls (2/19/22)
Triples: N/A
Home runs: 1, vs. Wake Forest (3/11/20)
RBI: 3, twice, MR vs. SLU (3/15/22)
Runs scored: 2, three times, MR at Nicholls (2/18/22)
Walks: 2, 6 times, MR at Nicholls (2/20/22)
Stolen bases: 1, at Monroe (2/25/22)

GAME-BY-GAME STATISTICS

DATE	OPPONENT	GS	AB	R	H	RBI	2B	3B	HR	BB	IBB	SB	CS	HBP	SAC	SF	GDP	K	PO	A	E	AVG
2/18	AT NICHOLLS	1	2	2	1	0	1	0	0	1	0	0	0	0	0	0	0	1	0	0	0	.500
2/19	AT NICHOLLS	1	4	0	1	0	0	0	0	0	0	0	0	0	0	0	0	3	0	0	0	.333
2/20	AT NICHOLLS	1	3	1	1	0	0	0	0	2	0	0	0	0	0	0	0	0	0	0	0	.333
2/21	AT NICHOLLS	0	1	0	0	0	0	0	0	0	0	0	0	0	0	0	0	0	0	0	0	.300
2/23	AT SOUTHERN	0	0	0	0	0	0	0	0	1	0	0	0	0	0	0	0	0	0	0	0	.300
2/25	AT MONROE	0	2	0	1	0	0	0	0	1	0	1	0	0	0	0	0	0	0	0	0	.333
2/27	AT MONROE	1	4	0	0	0	0	0	0	0	0	0	0	1	0	0	0	1	0	0	0	.250
3/5	TARLETON	0	1	0	0	0	0	0	0	0	0	0	0	0	0	0	0	0	0	0	0	.235
3/12	VS USF	0	1	0	0	0	0	0	0	0	0	0	0	0	0	0	0	0	0	0	0	.235
3/13	AT ASU	1	4	0	0	0	0	0	0	0	0	0	0	0	0	0	0	2	0	0	0	.190
3/15	SAINT LOUIS	1	3	1	2	3	0	0	0	1	0	0	0	0	0	0	0	0	0	0	0	.250
3/18	AT VANDY	1	3	0	1	0	0	0	0	0	0	0	0	0	0	0	0	1	0	0	0	.259
3/27	ARKANSAS	0	1	0	0	0	0	0	0	0	0	0	0	0	0	0	0	0	1	0	0	.250

CAREER STATISTICS

YEAR	AVG	GP	GS	AB	R	H	2B	3B	HR	RBI	SLG%	BB	HBP	SO	GDP	OB%	SF	SH	SB	PO	A	E	FLD%
2020	.250	15	14	36	9	9	0	0	1	10	.333	12	0	14	0	.420	2	1	0	20	3	0	1.000
2021	.063	12	5	16	2	1	0	0	0	0	.063	5	1	10	0	.318	0	0	0	15	0	0	1.000
2022	.250	12	7	28	4	7	1	0	0	3	.286	6	1	8	0	.400	0	0	1	1	0	0	1.000
TOTAL	**.203**	**35**	**23**	**70**	**14**	**14**	**1**	**0**	**1**	**10**	**.261**	**22**	**2**	**29**	**0**	**.400**	**2**	**1**	**1**	**36**	**3**	**0**	**1.000**



52 CAM CARESWELL

POS	YR	HT	WT	B/T
INF	FR	6-2	220	L/L

HOMETOWN | LEE'S SUMMIT, MO.
PREVIOUS SCHOOL | LEE'S SUMMIT WEST

SINGLE-GAME HIGHS

Hits: 3, vs. Tarleton State (3/4/22)
Doubles: 2, vs. Tarleton State (3/4/22)
Triples: N/A
Home runs: N/A
RBI: 3, vs. Tarleton State (3/9/22)
Runs scored: 1, twice, MR vs. Tarleton State (3/5/22)
Walks: 1, twice, MR at Vanderbilt (3/20/22)
Stolen bases: N/A

GAME-BY-GAME STATISTICS

DATE	OPPONENT	GS	AB	R	H	RBI	2B	3B	HR	BB	IBB	SB	CS	HBP	SAC	SF	GDP	K	PO	A	E	AVG
2/23	AT SOUTHERN	0	1	0	0	0	0	0	0	0	0	0	0	0	0	0	0	0	0	0	0	.000
3/4	TARLETON	1	4	1	3	3	2	0	0	0	0	0	0	0	0	0	0	1	0	0	0	.600
3/5	TARLETON	1	3	1	1	0	1	0	0	1	0	0	0	0	0	0	0	1	0	0	0	.500
3/6	TARLETON	0	1	0	0	0	0	0	0	0	0	0	0	0	0	0	0	0	0	0	0	.444
3/9	GONZAGA	0	3	0	1	0	0	0	0	0	0	0	0	0	0	0	0	2	0	0	0	.417
3/13	AT ASU	1	4	0	0	0	0	0	0	0	0	0	0	0	0	0	0	2	0	0	0	.313
3/19	AT VANDY	0	1	0	0	0	0	0	0	0	0	0	0	0	0	0	0	1	0	0	0	.294
3/20	AT VANDY	0	2	0	0	0	0	0	0	1	0	0	0	0	0	0	0	2	0	0	0	.263

CAREER STATISTICS

EAR	AVG	GP-GS	AB	R	H	2B	3B	HR	RBI	TB	SLG%	BB	HBP	SO	GDP	OB%	SF	SH	SB-ATT	PO	A	E	FLD%
2022	.263	8-3	19	2	5	3	0	0	3	8	.421	2	0	9	0	.333	0	0	0	0	0	0	.000
TOTAL	**.263**	**8-3**	**19**	**2**	**5**	**3**	**0**	**0**	**3**	**8**	**.421**	**2**	**0**	**9**	**0**	**.333**	**0**	**0**	**0**	**0**	**0**	**0**	**.000**

PITCHER PROFILES



8 SPENCER MILES

POS	YR	HT	WT	B/T
OF	SO	6-0	170	R/R

HOMETOWN | COLUMBIA, MO.
PREVIOUS SCHOOL | ROCK BRIDGE

SINGLE-GAME HIGHS
IP: 7.0, at Illinois State (3/12/21)
WALKS: 4, twice, MR at Vanderbilt (3/18/22)
STRIKEOUTS: 11, at Monroe (2/25/22)

GAME-BY-GAME STATISTICS

DATE	OPPONENT	GS	IP	H	R	ER	BB	SO	2B	3B	HR	WP	BK	HBP	IBB	SCORE	W	L	SV	ERA
2/18	AT NICHOLLS	1	4.0	4	1	1	1	1	1	0	0	0	0	0	0	12-1	1	0	0	2.25
2/25	AT MONROE	1	5.1	6	3	2	1	11	0	1	0	0	0	0	0	4-3	0	0	0	3.38
3/4	TARLETON	1	5.0	3	0	0	1	5	2	0	0	0	0	0	0	6-5	1	0	0	0.00
3/18	AT VANDY	1	3.0	7	7	7	4	2	2	0	1	0	0	0	0	2-15	0	1	0	21.00
3/25	ARKANSAS	1	5.0	8	5	5	3	5	1	0	0	0	0	1	0	5-7	0	0	0	9.00

CAREER STATISTICS

YEAR	ERA	W	L	APP	GS	CG	SHO	SV	IP	H	R	ER	BB	SO	2B	3B	HR	BF	B/AVG	WP	HBP	BK	SFA	SHA
2020	3.60	1	0	4	2	0	0	1	15.0	15	6	6	2	11	1	0	1	61	.268	1	1	0	1	1
2021	7.01	2	6	16	10	0	0	1	60.1	76	52	47	22	44	10	3	6	284	.298	2	3	1	2	1
2022	6.04	2	1	5	5	0	0	0	22.1	28	16	15	10	24	6	1	1	104	.308	0	1	0	2	0
TOTAL	**6.27**	**5**	**7**	**25**	**17**	**0**	**0**	**2**	**97.2**	**119**	**74**	**68**	**34**	**79**	**17**	**4**	**8**	**449**	**.296**	**3**	**5**	**1**	**5**	**2**



20 JACOB KUSH

POS	YR	HT	WT
RHP	SR	5-10	175

HOMETOWN | GUELPH, ONTARIO
PREVIOUS SCHOOL | NW FLORIDA ST

SINGLE-GAME HIGHS
IP: 3.1, twice, MR vs SLU (3/15/22)
WALKS: 4, at Nicholls (2/21/22)
STRIKEOUTS: 5, vs. Texas A&M (4/3/21)

GAME-BY-GAME STATISTICS

DATE	OPPONENT	GS	IP	H	R	ER	BB	SO	2B	3B	HR	WP	BK	HBP	IBB	SCORE	W	L	SV	ERA
2/21	AT NICHOLLS	1	1.2	3	4	4	4	3	0	0	1	1	0	1	0	7-4	0	0	0	21.60
3/9	GONZAGA	0	1.0	1	0	0	0	0	0	0	0	0	0	0	0	5-10	0	0	0	0.00
3/15	SAINT LOUIS	1	3.1	1	1	1	1	3	0	0	1	0	0	0	0	18-4	1	0	0	2.70

CAREER STATISTICS

YEAR	ERA	W	L	APP	GS	CG	SHO	SV	IP	H	R	ER	BB	SO	2B	3B	HR	BF	B/AVG	WP	HBP	BK	SFA	SHA
2021	5.10	2	3	13	2	0	0	0	30.0	28	21	17	17	34	8	0	2	141	.243	2	4	1	2	3
2022	7.50	1	0	3	1	0	0	0	6.0	5	5	5	5	6	0	0	2	27	.238	1	1	0	0	0
TOTAL	**5.50**	**3**	**3**	**16**	**3**	**0**	**0**	**0**	**36.0**	**33**	**26**	**22**	**22**	**40**	**8**	**0**	**4**	**168**	**.243**	**3**	**5**	**1**	**2**	**3**



23 IAN LOHSE

POS	YR	HT	WT	B/T
LHP	SO	6-0	182	L/L

HOMETOWN | ST. LOUIS, MO.
PREVIOUS SCHOOL | MARQUETTE HS

SINGLE-GAME HIGHS
IP: 4.0, vs. Omaha (2/27/21)
WALKS: 3, at Saint Louis (2/10/21)
STRIKEOUTS: 7, at Saint Louis (2/10/21)

GAME-BY-GAME STATISTICS

DATE	OPPONENT	GS	IP	H	R	ER	BB	SO	2B	3B	HR	WP	BK	HBP	IBB	SCORE	W	L	SV	ERA
3/6	TARLETON	0	1.0	0	0	0	1	2	0	0	0	0	0	0	0	11-6	0	0	0	0.00
3/9	GONZAGA	0	0.2	1	3	3	2	1	0	0	0	0	0	0	0	5-10	0	1	0	40.50
3/13	AT ASU	0	1.0	0	0	0	2	1	0	0	0	0	0	0	0	6-4	0	0	1	0.00
3/20	AT VANDY	0	1.0	0	0	0	0	1	0	0	0	0	0	0	0	4-7	0	0	0	0.00
3/26	ARKANSAS	0	2.1	1	0	0	1	4	0	0	0	0	0	0	0	7-5	1	0	0	0.00

CAREER STATISTICS

YEAR	ERA	W	L	APP	GS	CG	SHO	SV	IP	H	R	ER	BB	SO	2B	3B	HR	BF	B/AVG	WP	HBP	BK	SFA	SHA
2021	3.27	1	2	9	0	0	0	2	22.0	12	10	8	12	31	2	0	1	92	.160	1	3	0	1	1
2022	4.50	1	1	5	0	0	0	1	6.0	2	3	3	6	9	0	0	0	26	.100	0	0	0	0	0
TOTAL	**3.54**	**2**	**3**	**14**	**0**	**0**	**0**	**3**	**28**	**14**	**13**	**11**	**18**	**40**	**2**	**0**	**1**	**118**	**.147**	**1**	**3**	**0**	**1**	**1**



25 AUSTIN TROESSER

POS	YR	HT	WT	B/T
RHP	SO	6-3	160	R/R

HOMETOWN | LOOSE CREEK, MO.
PREVIOUS SCHOOL | FATIMA HS

SINGLE-GAME HIGHS
IP: 5.0, twice, MR vs. Tarleton State (3/5/22)
WALKS: 6, at Nicholls (2/19/22)
STRIKEOUTS: 6, at Nicholls (2/19/22)

GAME-BY-GAME STATISTICS

DATE	OPPONENT	GS	IP	H	R	ER	BB	SO	2B	3B	HR	WP	BK	HBP	IBB	SCORE	W	L	SV	ERA
2/19	AT NICHOLLS	1	4.0	3	2	2	0	6	1	0	1	1	0	1	0	14-2	1	0	0	4.50
2/27	AT MONROE	1	5.0	3	1	1	1	4	0	0	0	0	0	1	0	4-2	1	0	0	1.80
3/5	TARLETON	1	5.0	3	1	1	2	2	0	0	1	1	0	0	0	9-1	1	0	0	1.80
3/12	VS USF	1	4.1	3	1	1	2	3	0	0	0	0	1	0	0	4-1	0	0	0	2.08
3/19	AT VANDY	1	2.0	1	0	0	2	2	0	0	0	0	0	0	0	0-6	0	0	0	0.00
3/27	ARKANSAS	0	3.0	3	0	0	0	2	1	0	0	1	1	0	0	4-6	0	0	0	0.00

CAREER STATISTICS

YEAR	ERA	W	L	APP	GS	CG	SHO	SV	IP	H	R	ER	BB	SO	2B	3B	HR	BF	B/AVG	WP	HBP	BK	SFA	SHA
2021	27.00	0	0	2	0	0	0	0	2.1	5	7	7	2	1	1	0	0	15	.417	1	1	0	0	0
2022	1.93	3	0	6	5	0	0	0	23.1	16	5	5	7	19	2	0	2	94	.190	3	2	2	0	1
TOTAL	**4.21**	**3**	**0**	**8**	**5**	**0**	**0**	**0**	**25.2**	**21**	**12**	**12**	**9**	**20**	**3**	**0**	**2**	**109**	**.219**	**4**	**3**	**2**	**0**	**1**

PITCHER PROFILES



30 CARTER RUSTAD

POS	YR	HT	WT	B/T
RHP	SO	6-4	180	R/R

HOMETOWN | KANSAS CITY, MO.
PREVIOUS SCHOOL | SAN DIEGO

SINGLE-GAME HIGHS
IP: 9.0, vs. Gonzaga (5/28/21)
WALKS: 4, vs. Seattle (2/22/20)
STRIKEOUTS: 9, at Indiana (3/7/20)

GAME-BY-GAME STATISTICS

DATE	OPPONENT	GS	IP	H	R	ER	BB	SO	2B	3B	HR	WP	BK	HBP	IBB	SCORE	W	L	SV	ERA
2/20	AT NICHOLLS	1	4.0	6	6	6	2	3	0	0	1	0	0	1	0	8-9	0	0	0	13.50
2/27	AT MONROE	0	3.0	1	0	0	0	4	0	0	0	0	0	0	0	4-2	0	0	0	0.00
3/6	TARLETON	0	4.1	5	4	4	2	5	1	1	1	1	0	0	0	11-6	1	0	0	8.31
3/13	AT ASU	0	4.0	5	3	3	1	2	2	0	1	1	0	0	0	6-4	1	0	0	6.75
3/20	AT VANDY	0	1.0	1	1	0	1	1	1	0	0	1	0	0	0	4-7	0	0	0	0.00
3/26	ARKANSAS	0	2.2	2	1	1	0	3	0	0	0	0	0	1	0	7-5	0	0	0	3.37

CAREER STATISTICS

YEAR	ERA	W	L	APP	GS	CG	SHO	SV	IP	H	R	ER	BB	SO	2B	3B	HR	BF	B/AVG	WP	HBP	BK	SFA	SHA
2020*	0.84	4	0	4	4	0	0	0	21.1	5	2	2	8	24	1	0	1	77	.074	2	1	0	0	0
2021*	4.70	5	1	15	9	1	1	0	53.2	61	31	28	20	46	10	1	4	243	.289	8	8	0	3	1
2022	6.63	2	0	6	1	0	0	0	19.0	20	15	14	6	18	4	1	3	83	.270	3	2	0	0	1
TOTAL	**4.21**	**11**	**1**	**25**	**14**	**1**	**1**	**0**	**94.0**	**86**	**48**	**44**	**34**	**88**	**15**	**2**	**8**	**403**	**.240**	**13**	**11**	**0**	**3**	**2**



32 DREW GARRETT

POS	YR	HT	WT	B/T
RHP	SR	6-6	205	R/R

HOMETOWN | COLUMBIA, MO.
PREVIOUS SCHOOL | JOHNSON COUNTY

SINGLE-GAME HIGHS
IP: 2.1, vs. Vanderbilt (3/26/21)
WALKS: 3, three times, MR at Vandy (3/18/22)
STRIKEOUTS: 3, vs. Vanderbilt (3/26/21)

GAME-BY-GAME STATISTICS

DATE	OPPONENT	GS	IP	H	R	ER	BB	SO	2B	3B	HR	WP	BK	HBP	IBB	SCORE	W	L	SV	ERA
2/23	AT SOUTHERN	1	1.0	2	2	2	2	1	1	0	0	0	0	0	0	19-8	0	0	0	18.00
3/5	TARLETON	0	1.0	0	0	0	1	1	0	0	0	1	0	0	0	9-1	0	0	0	0.00
3/15	SAINT LOUIS	0	0.2	0	1	0	1	2	0	0	0	2	0	1	0	18-4	0	0	0	0.00
3/18	AT VANDY	0	2.0	3	4	3	3	2	0	0	0	3	0	0	0	2-15	0	0	0	13.50

CAREER STATISTICS

YEAR	ERA	W	L	APP	GS	CG	SHO	SV	IP	H	R	ER	BB	SO	2B	3B	HR	BF	B/AVG	WP	HBP	BK	SFA	SHA
2021	8.71	0	0	8	0	0	0	0	10.1	11	11	10	15	9	3	0	1	57	.268	5	0	0	1	0
2022	9.64	0	0	4	1	0	0	0	4.2	5	7	5	7	6	1	0	0	28	.278	6	1	0	2	0
TOTAL	**9.00**	**0**	**0**	**12**	**1**	**0**	**0**	**0**	**15**	**16**	**18**	**15**	**22**	**15**	**4**	**0**	**1**	**85**	**.271**	**11**	**1**	**0**	**3**	**0**



35 NATHAN LANDRY

POS	YR	HT	WT	B/T
LHP	JR	6-2	200	L/L

HOMETOWN | VICTORIAVILLE, QUE.
PREVIOUS SCHOOL | MINERAL AREA

SINGLE-GAME HIGHS
IP: 5.0, vs Gonzaga (3/9/22)
WALKS: 2, vs Saint Louis (3/15/22)
STRIKEOUTS: 10, at Southern (2/23/22)

GAME-BY-GAME STATISTICS

DATE	OPPONENT	GS	IP	H	R	ER	BB	SO	2B	3B	HR	WP	BK	HBP	IBB	SCORE	W	L	SV	ERA
2/19	AT NICHOLLS	0	3.0	2	0	0	1	1	1	0	0	0	0	0	0	14-2	0	0	1	0.00
2/23	AT SOUTHERN	0	4.1	2	1	1	0	10	0	1	0	0	0	0	0	19-8	1	0	0	2.08
3/4	TARLETON	0	2.2	4	3	3	0	4	1	0	3	0	0	0	0	6-5	0	0	0	10.12
3/9	GONZAGA	0	5.0	4	3	0	0	3	0	0	0	0	0	0	0	5-10	0	0	0	0.00
3/15	SAINT LOUIS	0	1.2	2	2	2	2	3	0	0	1	0	0	1	0	18-4	0	0	0	10.80
3/20	AT VANDY	0	2.2	3	3	3	0	4	1	0	2	1	0	0	0	4-7	0	1	0	10.12
3/25	ARKANSAS	0	2.0	3	2	2	0	5	0	0	1	1	0	1	0	5-7	0	1	0	9.00

CAREER STATISTICS

YEAR	ERA	W	L	APP	GS	CG	SHO	SV	IP	H	R	ER	BB	SO	2B	3B	HR	BF	B/AVG	WP	HBP	BK	SFA	SHA
2022	4.64	1	2	7	2	0	0	1	21.1	20	14	11	3	30	3	1	7	90	.238	2	2	0	0	1
TOTAL	**4.64**	**1**	**2**	**7**	**2**	**0**	**0**	**1**	**21.1**	**20**	**14**	**11**	**3**	**30**	**3**	**1**	**7**	**90**	**.238**	**2**	**2**	**0**	**0**	**1**



36 PARKER WRIGHT

POS	YR	HT	WT	B/T
RHP	SO	6-3	208	R/R

HOMETOWN | COLUMBIA, MO.
PREVIOUS SCHOOL | ROCK BRIDGE

SINGLE-GAME HIGHS
IP:
WALKS:
STRIKEOUTS:

GAME-BY-GAME STATISTICS

DATE	OPPONENT	GS	IP	H	R	ER	BB	SO	2B	3B	HR	WP	BK	HBP	IBB	SCORE	W	L	SV	ERA

CAREER STATISTICS

YEAR	ERA	W	L	APP	GS	CG	SHO	SV	IP	H	R	ER	BB	SO	2B	3B	HR	BF	B/AVG	WP	HBP	BK	SFA	SHA

PITCHER PROFILES



37 HOLDEN PHELPS

POS	YR	HT	WT	B/T
RHP	SO	6-5	217	R/R

HOMETOWN | CRYSTAL LAKE, ILL.
PREVIOUS SCHOOL | PRAIRIE RIDGE HS

SINGLE-GAME HIGHS
IP: 3.1, vs. Texas A&M (4/1/21)
WALKS: 1, three times, MR vs SLU (3/15/22)
STRIKEOUTS: 5 vs. Texas A&M (4/1/21)

GAME-BY-GAME STATISTICS

DATE	OPPONENT	GS	IP	H	R	ER	BB	SO	2B	3B	HR	WP	BK	HBP	IBB	SCORE	W	L	SV	ERA
2/23	AT SOUTHERN	0	1.0	0	1	0	1	3	0	0	0	0	0	1	0	19-8	0	0	0	0.00
3/15	SAINT LOUIS	0	1.0	1	0	0	1	2	0	0	0	0	0	0	0	18-4	0	0	0	0.00

CAREER STATISTICS

YEAR	ERA	W	L	APP	GS	CG	SHO	SV	IP	H	R	ER	BB	SO	2B	3B	HR	BF	B/AVG	WP	HBP	BK	SFA	SHA
2021	9.95	0	1	10	1	0	0	0	12.2	21	15	14	6	12	6	0	1	68	.362	2	2	0	1	0
2022	0.00	0	0	2	0	0	0	0	2.0	1	1	0	2	5	0	0	0	13	.100	0	1	0	0	0
TOTAL	**8.59**	**0**	**1**	**12**	**1**	**0**	**0**	**0**	**14.2**	**22**	**16**	**14**	**8**	**17**	**6**	**0**	**1**	**81**	**.324**	**2**	**3**	**0**	**1**	**0**



39 SHANE WILHELM

POS	YR	HT	WT	B/T
RHP	JR	5-10	190	R/R

HOMETOWN | COLUMBIA, ILL.
PREVIOUS SCHOOL | COLUMBIA HS

SINGLE-GAME HIGHS
IP: 1.0, vs. Vanderbilt (3/25/21)
WALKS: 2, vs. Vanderbilt (3/25/21)
STRIKEOUTS: N/A

GAME-BY-GAME STATISTICS

DATE	OPPONENT	GS	IP	H	R	ER	BB	SO	2B	3B	HR	WP	BK	HBP	IBB	SCORE	W	L	SV	ERA

CAREER STATISTICS

YEAR	ERA	W	L	APP	GS	CG	SHO	SV	IP	H	R	ER	BB	SO	2B	3B	HR	BF	B/AVG	WP	HBP	BK	SFA	SHA
2020	5.23	1	0	4	1	0	0	0	10.1	8	6	6	7	5	1	0	1	47	.200	2	0	0	0	0
2021	10.80	0	0	3	0	0	0	0	1.2	0	2	2	4	0	0	0	0	9	.000	0	0	0	0	0
TOTAL	**6.00**	**1**	**0**	**7**	**1**	**0**	**0**	**0**	**12**	**8**	**8**	**8**	**11**	**5**	**1**	**0**	**1**	**56**	**.178**	**2**	**0**	**0**	**0**	**0**



41 ZACH HISE

POS	YR	HT	WT	B/T
RHP	SO	6-5	210	R/R

HOMETOWN | JOLIET, ILL.
PREVIOUS SCHOOL | JOLIET CATHOLIC

SINGLE-GAME HIGHS
IP: 7.0, at Alabama (5/2/21)
WALKS: 4, twice, MR at South Carolina (4/11/21)
STRIKEOUTS: 6, twice, MR at Alabama (5/2/21)

GAME-BY-GAME STATISTICS

DATE	OPPONENT	GS	IP	H	R	ER	BB	SO	2B	3B	HR	WP	BK	HBP	IBB	SCORE	W	L	SV	ERA

CAREER STATISTICS

YEAR	ERA	W	L	APP	GS	CG	SHO	SV	IP	H	R	ER	BB	SO	2B	3B	HR	BF	B/AVG	WP	HBP	BK	SFA	SHA
2021	6.98	0	7	16	11	0	0	2	58.0	69	45	45	28	47	21	2	10	270	.299	6	4	2	4	3
TOTAL	**6.98**	**0**	**7**	**16**	**11**	**0**	**0**	**2**	**58**	**69**	**45**	**45**	**28**	**47**	**21**	**2**	**10**	**270**	**.299**	**6**	**4**	**2**	**4**	**3**



43 AUSTIN MAROZAS

POS	YR	HT	WT	B/T
RHP	JR	6-8	230	R/R

HOMETOWN | PLAINFIELD, ILL.
PREVIOUS SCHOOL | CHARLOTTE

SINGLE-GAME HIGHS
IP: 6.0, vs. Tennessee (3/9/21)
WALKS: 3, twice, MR vs. Old Dominion (4/23/21)
STRIKEOUTS: 7, vs. Old Dominon, (4/23/21)

GAME-BY-GAME STATISTICS

DATE	OPPONENT	GS	IP	H	R	ER	BB	SO	2B	3B	HR	WP	BK	HBP	IBB	SCORE	W	L	SV	ERA
3/6	TARLETON	1	1.0	1	1	1	2	1	0	0	0	0	0	0	0	11-6	0	0	0	9.00
3/13	AT ASU	1	4.0	2	1	1	1	2	0	1	0	0	0	0	0	6-4	0	0	0	2.25
3/20	AT VANDY	1	3.1	6	3	3	1	5	0	0	2	0	0	0	0	4-7	0	0	0	8.10
3/27	ARKANSAS	1	5.0	4	2	2	4	2	0	0	0	0	0	1	0	4-6	0	0	0	3.60

CAREER STATISTICS

YEAR	ERA	W	L	APP	GS	CG	SHO	SV	IP	H	R	ER	BB	SO	2B	3B	HR	BF	B/AVG	WP	HBP	BK	SFA	SHA
2021*	5.44	5	3	16	8	0	0	2	51.1	51	39	31	22	42	13	0	5	236	.260	2	11	1	1	6
2022	4.72	0	0	4	4	0	0	0	13.1	13	7	7	8	10	0	1	2	59	.265	0	1	0	0	1
TOTAL	**5.33**	**5**	**3**	**20**	**12**	**0**	**0**	**2**	**64.2**	**64**	**46**	**38**	**30**	**52**	**13**	**1**	**77**	**295**	**.253**	**2**	**12**	**1**	**1**	**7**

PITCHER PROFILES



44 KYLE BROWN

POS	YR	HT	WT	B/T
RHP	SO	5-10	180	R/R

HOMETOWN | COLUMBIA, MO.
PREVIOUS SCHOOL | PARKLAND COLL.

SINGLE-GAME HIGHS
IP: 4.1, at Nicholls (2/21/22)
WALKS: 1. at Nicholls (2/21/22)
STRIKEOUTS: 1, twice, MR vs Ark (3/25/22)

GAME-BY-GAME STATISTICS

DATE	OPPONENT	GS	IP	H	R	ER	BB	SO	2B	3B	HR	WP	BK	HBP	IBB	SCORE	W	L	SV	ERA
2/21	AT NICHOLLS	0	4.1	2	0	0	1	1	1	0	0	0	0	0	0	7-4	0	0	0	0.00
3/6	TARLETON	0	0.2	1	0	0	0	0	1	0	0	0	0	0	0	11-6	0	0	0	0.00
3/25	ARKANSAS	0	1.0	0	0	0	0	1	0	0	0	0	0	0	0	5-7	0	0	0	0.00

CAREER STATISTICS

YEAR	ERA	W	L	APP	GS	CG	SHO	SV	IP	H	R	ER	BB	SO	2B	3B	HR	BF	B/AVG	WP	HBP	BK	SFA	SHA
2022	0.00	0	0	3	0	0	0	0	6.0	3	0	0	1	2	2	0	0	19	.167	0	0	0	0	0
TOTAL	**0.00**	**0**	**0**	**3**	**0**	**0**	**0**	**0**	**6**	**3**	**0**	**0**	**1**	**2**	**2**	**0**	**0**	**19**	**.167**	**0**	**0**	**0**	**0**	**0**



45 CHRISTIAN WALL

POS	YR	HT	WT	B/T
RHP	GR	6-6	230	L/L

HOMETOWN | WENTZVILLE, MO.
PREVIOUS SCHOOL | COLUMBIA COLL.

SINGLE-GAME HIGHS
IP: 2.2, vs. San Francisco (3/12/22)
WALKS: 3, at Vanderbilt (3/19/22)
STRIKEOUTS: 5, vs. San Francisco (3/12/22)

GAME-BY-GAME STATISTICS

DATE	OPPONENT	GS	IP	H	R	ER	BB	SO	2B	3B	HR	WP	BK	HBP	IBB	SCORE	W	L	SV	ERA
2/20	AT NICHOLLS	0	2.1	3	2	2	2	1	1	0	0	0	0	0	0	8-9	0	0	0	7.71
3/5	TARLETON	0	2.0	2	0	0	1	0	1	0	0	0	0	0	0	9-1	0	0	0	0.00
3/12	VS USF	0	2.2	2	0	0	1	5	0	0	0	0	0	0	0	4-1	1	0	0	0.00
3/19	AT VANDY	0	0.1	1	1	1	3	1	0	0	0	0	0	0	1	0-6	0	1	0	27.00
3/27	ARKANSAS	0	1.0	1	4	0	2	2	0	0	0	0	0	0	0	4-6	0	1	0	0.00

CAREER STATISTICS

YEAR	ERA	W	L	APP	GS	CG	SHO	SV	IP	H	R	ER	BB	SO	2B	3B	HR	BF	B/AVG	WP	HBP	BK	SFA	SHA
2022	4.05	0	2	5	0	0	0	0	6.2	7	7	3	11	6	2	0	0	39	.269	0	0	0	0	2
TOTAL	**4.05**	**0**	**2**	**5**	**0**	**0**	**0**	**0**	**6.2**	**7**	**7**	**3**	**11**	**6**	**2**	**0**	**0**	**39**	**.269**	**0**	**0**	**0**	**0**	**2**



47 KYLE POTTHOFF

POS	YR	HT	WT	B/T
RHP	R-SO	6-5	190	R/R

HOMETOWN | CHESTERFIELD, MO.
PREVIOUS SCHOOL | MARQUETTE HS

SINGLE-GAME HIGHS
IP: 3.0, at Nicholls (2/18/22)
WALKS: N/A
STRIKEOUTS: 4, at Southern (2/23/22)

GAME-BY-GAME STATISTICS

DATE	OPPONENT	GS	IP	H	R	ER	BB	SO	2B	3B	HR	WP	BK	HBP	IBB	SCORE	W	L	SV	ERA
2/18	AT NICHOLLS	0	3.0	2	0	0	0	2	0	0	0	0	0	0	0	12-1	0	0	1	0.00
2/23	AT SOUTHERN	0	2.0	4	3	3	0	4	0	1	1	0	0	0	0	19-8	0	0	0	13.50
3/6	TARLETON	0	1.0	1	0	0	0	2	0	0	0	0	0	0	0	11-6	0	0	0	0.00

CAREER STATISTICS

YEAR	ERA	W	L	APP	GS	CG	SHO	SV	IP	H	R	ER	BB	SO	2B	3B	HR	BF	B/AVG	WP	HBP	BK	SFA	SHA
2022	4.50	0	0	3	0	0	0	1	6.0	7	3	3	0	8	0	1	1	25	.280	0	0	0	0	0
TOTAL	**4.50**	**0**	**0**	**3**	**0**	**0**	**0**	**1**	**6**	**7**	**3**	**3**	**0**	**8**	**0**	**1**	**1**	**25**	**.280**	**0**	**0**	**0**	**0**	**0**



48 TRAE ROBERTSON

POS	YR	HT	WT	B/T
LHP	SR	6-5	190	R/R

HOMETOWN | COLUMBIA, MO.
PREVIOUS SCHOOL | HICKMAN HS

SINGLE-GAME HIGHS
IP: 4.0, vs. Dallas Baptist (3/5/21)
WALKS: 5, x2, MR vs. Vanderbilt (3/25/21)
STRIKEOUTS: 6, vs. Dallas Baptist (3/5/21)

GAME-BY-GAME STATISTICS

DATE	OPPONENT	GS	IP	H	R	ER	BB	SO	2B	3B	HR	WP	BK	HBP	IBB	SCORE	W	L	SV	ERA
3/5	TARLETON	0	1.0	0	0	0	1	1	0	0	0	0	0	0	0	9-1	0	0	0	0.00
3/15	SAINT LOUIS	0	0.1	0	0	0	0	0	0	0	0	0	0	0	0	18-4	0	0	0	0.00
3/21	AT VANDY	0	3.0	3	4	4	2	2	2	1	0	0	0	2	0	2-15	0	0	0	12.00

CAREER STATISTICS

YEAR	ERA	W	L	APP	GS	CG	SHO	SV	IP	H	R	ER	BB	SO	2B	3B	HR	BF	B/AVG	WP	HBP	BK	SFA	SHA
2019	4.08	2	0	12	3	0	0	0	17.2	11	8	8	13	17	3	0	0	80	.175	2	4	0	0	0
2020	0.00	1	0	2	0	0	0	0	2.0	0	0	0	1	4	0	0	0	8	.000	0	0	0	0	0
2021	12.09	0	3	11	3	0	0	0	22.1	31	31	30	27	25	5	1	3	127	.326	4	2	1	2	1
2022	8.31	0	0	3	0	0	0	0	4.1	3	4	4	3	3	2	1	0	21	.214	0	2	0	2	0
TOTAL	**8.16**	**3**	**3**	**28**	**6**	**0**	**0**	**0**	**46.1**	**45**	**43**	**42**	**44**	**49**	**10**	**2**	**3**	**236**	**.251**	**6**	**8**	**1**	**4**	**1**

PITCHER PROFILES



49 TONY NEUBECK

POS	YR	HT	WT	B/T
RHP	FR	6-2	215	L/L

HOMETOWN | HUGO, MINN.
PREVIOUS SCHOOL | MAHTOMEDI HS

SINGLE-GAME HIGHS
IP: 4.1, at Vanderbilt (3/19/22)
WALKS: 3, twice, MR vs Arkansas (3/26/22)
STRIKEOUTS: 7, at Monroe (2/25/22)

GAME-BY-GAME STATISTICS

DATE	OPPONENT	GS	IP	H	R	ER	BB	SO	2B	3B	HR	WP	BK	HBP	IBB	SCORE	W	L	SV	ERA
2/20	AT NICHOLLS	0	1.2	2	1	0	1	3	0	1	0	0	0	0	0	8-9	0	1	0	0.00
2/25	AT MONROE	0	2.2	0	0	0	3	7	0	0	0	0	0	1	0	4-3	1	0	0	0.00
3/4	TARLETON	0	0.2	0	2	1	1	1	0	0	0	0	0	1	0	6-5	0	0	0	13.50
3/9	GONZAGA	0	2.0	2	2	2	1	1	0	0	0	0	0	0	0	5-10	0	0	0	9.00
3/12	VS USF	0	2.2	2	0	0	1	5	0	0	0	0	0	0	0	4-1	1	0	0	0.00
3/19	AT VANDY	0	4.1	5	4	4	2	5	0	0	2	1	0	0	0	0-6	0	0	0	8.31
3/26	ARKANSAS	1	4.0	3	4	3	3	5	2	0	0	0	0	0	0	7-5	0	0	0	6.75

CAREER STATISTICS

YEAR	ERA	W	L	APP	GS	CG	SHO	SV	IP	H	R	ER	BB	SO	2B	3B	HR	BF	B/AVG	WP	HBP	BK	SFA	SHA
2022	5.00	2	1	7	1	0	0	0	18.0	14	13	10	12	27	2	1	2	84	.200	1	2	0	0	0
TOTAL	**5.00**	**2**	**1**	**7**	**1**	**0**	**0**	**0**	**18**	**14**	**13**	**10**	**12**	**27**	**2**	**1**	**2**	**84**	**.200**	**1**	**2**	**0**	**0**	**0**



51 BRENNER MALONEY

POS	YR	HT	WT	B/T
RHP	R-SO	6-2	215	L/L

HOMETOWN | LIBERTY, MO.
PREVIOUS SCHOOL | LIBERTY NORTH

SINGLE-GAME HIGHS
IP: 1.0, 3 times, MR vs. Oklahoma (3/6/21)
WALKS: 2, twice, MR at Southern (2/23/22)
STRIKEOUTS: 2, twice, MR at Southern (2/23/22)

GAME-BY-GAME STATISTICS

DATE	OPPONENT	GS	IP	H	R	ER	BB	SO	2B	3B	HR	WP	BK	HBP	IBB	SCORE	W	L	SV	ERA
2/23	AT SOUTHERN	0	0.2	0	1	0	2	2	0	0	0	0	0	0	0	19-8	0	0	0	0.00

CAREER STATISTICS

YEAR	ERA	W	L	APP	GS	CG	SHO	SV	IP	H	R	ER	BB	SO	2B	3B	HR	BF	B/AVG	WP	HBP	BK	SFA	SHA
2021	27.00	0	0	4	0	0	0	0	3.0	5	9	9	5	2	1	0	1	20	.357	1	1	0	0	0
2022	0.00	0	0	1	0	0	0	0	0.2	0	1	0	2	2	0	0	0	5	.000	0	0	0	0	0
TOTAL	**22.13**	**0**	**0**	**5**	**0**	**0**	**0**	**0**	**3.2**	**5**	**10**	**9**	**7**	**4**	**1**	**0**	**1**	**25**	**.294**	**1**	**1**	**0**	**0**	**0**



55 AUSTIN CHEELEY

POS	YR	HT	WT	B/T
RHP	SR	6-8	250	R/R

HOMETOWN | ST. LOUIS, MO.
PREVIOUS SCHOOL | MIDDLE TENN.

SINGLE-GAME HIGHS
IP: 4.2, at North Carolina (2/16/20)
WALKS: 3, at UAB (3/26/21)
STRIKEOUTS: 4, vs. FIU (5/16/21)

GAME-BY-GAME STATISTICS

DATE	OPPONENT	GS	IP	H	R	ER	BB	SO	2B	3B	HR	WP	BK	HBP	IBB	SCORE	W	L	SV	ERA
2/21	AT NICHOLLS	0	3.0	2	0	0	1	2	0	0	0	0	0	0	0	7-4	1	0	0	0.00
2/25	AT MONROE	0	1.0	0	0	0	0	1	0	0	0	0	0	0	0	4-3	0	0	1	0.00
2/27	AT MONROE	0	1.0	2	1	1	0	1	1	0	0	0	0	0	0	4-2	0	0	1	9.00
3/4	TARLETON	0	0.2	1	0	0	0	0	1	0	0	0	0	0	0	6-5	0	0	1	0.00
3/6	TARLETON	0	1.0	2	1	1	0	1	0	0	0	2	0	0	0	11-6	0	0	0	9.00
3/12	VS USF	0	1.0	1	0	0	0	2	0	0	0	0	0	0	0	4-1	0	0	1	0.00
3/19	AT VANDY	0	1.1	1	1	1	1	0	0	0	0	0	0	0	0	0-6	0	0	0	6.75
3/25	ARKANSAS	0	1.0	1	0	0	0	2	0	0	0	0	0	0	0	5-7	0	0	0	0.00

CAREER STATISTICS

YEAR	ERA	W	L	APP	GS	CG	SHO	SV	IP	H	R	ER	BB	SO	2B	3B	HR	BF	B/AVG	WP	HBP	BK	SFA	SHA
2020*	7.45	0	1	5	0	0	0	0	9.2	10	8	8	4	5	2	0	2	44	.294	1	3	0	1	2
2021*	5.91	1	1	13	0	0	0	1	21.1	20	16	14	8	19	2	0	4	95	.241	4	3	1	0	1
2022	3.48	1	0	9	0	0	0	4	10.1	14	5	4	2	9	2	0	0	48	.318	2	1	0	0	1
TOTAL	**5.68**	**2**	**2**	**27**	**0**	**0**	**0**	**5**	**41.2**	**44**	**29**	**26**	**14**	**32**	**6**	**0**	**6**	**187**	**.265**	**7**	**7**	**1**	**1**	**4**



56 RAY SCHROEDER

POS	YR	HT	WT	B/T
RHP	FR	6-3	185	R/R

HOMETOWN | COLUMBIA, MO.
PREVIOUS SCHOOL | HICKMAN HS

SINGLE-GAME HIGHS
IP:
WALKS:
STRIKEOUTS:

GAME-BY-GAME STATISTICS

DATE	OPPONENT	GS	IP	H	R	ER	BB	SO	2B	3B	HR	WP	BK	HBP	IBB	SCORE	W	L	SV	ERA

CAREER STATISTICS

YEAR	ERA	W	L	APP	GS	CG	SHO	SV	IP	H	R	ER	BB	SO	2B	3B	HR	BF	B/AVG	WP	HBP	BK	SFA	SHA

PITCHER PROFILES



57 SAM BRYAN

POS	YR	HT	WT	B/T
RHP	FR	6-0	175	R/R

HOMETOWN | ST. LOUIS, MO.
PREVIOUS SCHOOL | KIRKWOOD HS

SINGLE-GAME HIGHS
IP:
WALKS:
STRIKEOUTS:

GAME-BY-GAME STATISTICS

DATE	OPPONENT	GS	IP	H	R	ER	BB	SO	2B	3B	HR	WP	BK	HBP	IBB	SCORE	W	L	SV	ERA

CAREER STATISTICS

YEAR	ERA	W	L	APP	GS	CG	SHO	SV	IP	H	R	ER	BB	SO	2B	3B	HR	BF	B/AVG	WP	HBP	BK	SFA	SHA

2022 RECORD: 13-7 (**HOME:** 5-3; **ROAD:** 7-4; **SEC:** 0-3; **NEUTRAL:** 1-0)

DATE	OPPONENT	SCORE	INNS	OVERALL	SEC	PITCHER OF RECORD	ATTEND	TIME
FEB 18, 2022	AT NICHOLLS	W 12-1	7	1-0-0	0-0-0	MILES (W 1-0)	344	2:52
FEB 19. 2022	AT NICHOLLS	W 14-2	7	2-0-0	0-0-0	TROESSER (W 1-0)	301	2:38
FEB 20, 2022	AT NICHOLLS	L 8-9	9	2-1-0	0-0-0	NEUBECK (L 0-1)	401	3:22
FEB 21, 2022	AT NICHOLLS	W 7-4	9	3-1-0	0-0-0	CHEELEY (W 1-0)	278	3:31
FEB 23, 2022	AT SOUTHERN	W 19-8	9	4-1-0	0-0-0	LANDRY (W 1-0)	376	3:52
FEB 25, 2022	AT LOUISIANA-MONROE	W, 4-3	9	5-1-0	0-0-0	NEUBECK (W 1-1)	1072	3:18
FEB 27, 2022	AT LOUISIANA-MONROE	W, 4-2	9	6-1-0	0-0-0	TROESSER (W 2-0)	1013	2:40
MAR 4, 2022	TARLETON STATE	W, 6-5	9	7-1-0	0-0-0	MILES (W 2-0)	1210	3:12
MAR 5, 2022	TARLETON STATE	W, 9-1	9	8-1-0	0-0-0	TROESSER (W, 3-0)	871	3:05
MAR 6, 2022	TARLETON STATE	W, 11-6	9	9-1-0	0-0-0	RUSTAD (W 1-0)	636	3:25
MAR 7, 2022	GONZAGA	L, 5-10	9	9-2-0	0-0-0	LOHSE (L, 0-1)	474	3:03
MAR 12, 2022	VS SAN FRANCISCO	W, 4-1	9	10-2-0	0-0-0	NEUBECK (W, 2-1)	5256	2:50
MAR 13, 2022	AT ARIZONA STATE	W, 6-4	9	11-2-0	0-0-0	RUSTAD (W, 2-0)	4942	2:40
MAR 15, 2022	SAINT LOUIS	W, 18-4	7	12-2-0	0-0-0	KUSH (W, 1-0)	847	2:55
MAR 18, 2022	AT VANDERBILT	L, 2-15	9	12-3-0	0-1-0	MILES (L, 2-1)	3802	2:48
MAR 19, 2022	AT VANDERBILT	L, 0-6	9	12-4-0	0-2-0	WALL (L, 0-1)	3802	2:48
MAR 20, 2022	AT VANDERBILT	L, 4-7	9	12-5-0	0-3-0	LANDRY (L, 1-1)	3802	3:13
MAR 25, 2022	ARKANSAS	L, 5-7	9	12-6-0	0-4-0	LANDRY (L, 1-2)	852	3:47
MAR 26, 2022	ARKANSAS	W, 7-5	9	13-6-0	1-4-0	LOHSE (W, 1-1)	907	3:18
MAR 27, 2022	ARKANSAS	L, 4-6	9	13-7-0	1-5-0	WALL (L, 0-2)	1127	2:58

Record: 13-7 Home: 5-3 Away: 7-4 Neutral: 1-0 SEC: 1-5

Player	avg	gp-gs	ab	r	h	2b	3b	hr	rbi	tb	slg%	bb	hp	so	gdp	ob%	sf	sh	sb-att	po	a	e	fld%
4 De Sedas, Nander	.355	14-9	31	9	11	3	1	1	9	19	.613	9	0	9	0	.465	3	0	1-1	11	25	3	.923
26 Montgomery, Torin	.354	19-19	65	18	23	7	0	0	15	30	.462	11	5	13	1	.459	4	0	3-3	118	7	3	.977
5 Day, Josh	.338	20-20	77	21	26	6	0	5	17	47	.610	9	7	20	0	.452	0	0	4-6	24	30	4	.931
9 Wilmsmeyer, Ty	.333	20-20	72	11	24	2	0	1	9	29	.403	2	1	15	0	.360	0	0	5-5	40	2	0	1.000
7 Lovich, Ross	.296	20-20	71	15	21	3	0	2	12	30	.423	7	4	14	1	.390	0	0	7-8	39	1	2	.952
3 Morris, Tre	.286	16-15	63	7	18	5	0	0	10	23	.365	3	1	4	2	.328	0	0	2-2	106	9	0	1.000
27 Peña, Carlos	.274	18-15	62	11	17	3	1	2	16	28	.452	6	0	21	0	.333	1	0	3-4	31	1	1	.970
11 Mann, Luke	.214	19-19	70	17	15	2	0	3	11	26	.371	12	5	22	1	.360	2	0	4-4	19	23	2	.955
19 Austin, Trevor	.200	15-13	40	13	8	1	0	1	6	12	.300	4	9	13	1	.382	2	1	3-3	14	15	2	.935
---																							
28 Bennett, Garrison	1.000	2-0	1	2	1	0	0	0	1	1	1.000	1	0	0	0	1.000	0	0	0-0	5	0	0	1.000
18 McGahan, Shea	.667	3-0	3	1	2	0	0	1	4	5	1.667	0	0	1	0	.667	0	0	0-0	2	0	0	1.000
1 Stevens, Juju	.500	6-3	12	2	6	0	0	0	4	6	.500	1	0	2	0	.538	0	0	1-1	4	0	0	1.000
6 Swims, Dexter	.333	3-0	3	2	1	0	0	0	3	1	.333	1	0	0	0	.400	1	0	0-0	2	0	0	1.000
2 Coletta, Mike	.320	11-7	25	3	8	1	0	0	5	9	.360	3	0	8	0	.393	0	0	0-0	74	7	1	.988
13 Rice, Garrett	.273	7-5	11	1	3	1	0	0	3	4	.364	3	1	1	0	.467	0	0	0-0	2	1	0	1.000
52 Careswell, Cam	.263	8-3	19	2	5	3	0	0	3	8	.421	2	0	9	0	.333	0	0	0-0	0	0	0	.000
42 Leum, Fox	.250	12-7	28	4	7	1	0	0	3	8	.286	6	1	8	0	.400	0	0	1-1	1	0	0	1.000
24 Mangual, Hector	.250	7-2	12	3	3	1	0	0	2	4	.333	3	0	2	0	.400	0	0	0-0	1	0	0	1.000
12 Colon, Justin	.231	8-2	13	3	3	1	0	0	2	4	.308	1	0	2	0	.286	0	0	1-1	5	9	2	.875
10 Beaman, Jackson	.167	5-1	6	1	1	0	0	1	3	4	.667	1	0	2	0	.286	0	0	0-0	1	0	0	1.000
14 Frost, Isaiah	.000	8-0	6	3	0	0	0	0	0	0	.000	2	0	3	0	.250	0	0	0-0	3	0	0	1.000
Totals	.294	20	690	149	203	40	2	17	138	298	.432	87	34	169	6	.393	13	1	35-39	510	153	25	.964
Opponents	.243	20	651	106	158	26	7	20	96	258	.396	85	16	184	13	.342	6	7	15-21	507	184	20	.972

LOB - Team (169), Opp (149). DPs turned - Team (15), Opp (6). IBB - Team (0), Opp (1). Picked off - De Sedas 1.

(All games Sorted by Earned run avg)

Player	era	w-l	app	gs	cg	sho	sv	ip	h	r	er	bb	so	2b	3b	hr	b/avg	wp	hp	bk	sfa	sha
25 Troesser, Austin	1.93	3-0	6	5	0	0/0	0	23.1	16	5	5	7	19	2	0	2	.190	3	2	2	0	1
35 Landry, Nathan	4.64	1-2	7	2	0	0/0	1	21.1	20	14	11	3	30	3	1	7	.238	2	2	0	0	1
8 Miles, Spencer	6.04	2-1	5	5	0	0/0	0	22.1	28	16	15	10	24	6	1	1	.308	0	1	0	2	0
---																						
44 Brown, Kyle	0.00	0-0	3	0	0	0/0	0	6.0	3	0	0	1	2	2	0	0	.167	0	0	0	0	0
37 Phelps, Holden	0.00	0-0	2	0	0	0/0	0	2.0	1	1	0	2	5	0	0	0	.100	0	1	0	0	0
51 Maloney, Brenner	0.00	0-0	1	0	0	0/0	0	0.2	0	1	0	2	2	0	0	0	.000	0	0	0	0	0
55 Cheeley, Austin	3.48	1-0	9	0	0	0/0	4	10.1	14	5	4	2	9	2	0	0	.318	2	1	0	0	1
45 Wall, Christian	4.05	0-2	5	0	0	0/0	0	6.2	7	7	3	11	6	2	0	0	.269	0	0	0	0	2
47 Potthoff, Kyle	4.50	0-0	3	0	0	0/0	1	6.0	7	3	3	0	8	0	1	1	.280	0	0	0	0	0
23 Lohse, Ian	4.50	1-1	5	0	0	0/0	1	6.0	2	3	3	6	9	0	0	0	.100	0	0	0	0	0
43 Marozas, Austin	4.72	0-0	4	4	0	0/0	0	13.1	13	7	7	8	10	0	1	2	.265	0	1	0	0	1
49 Neubeck, Tony	5.00	2-1	7	1	0	0/0	0	18.0	14	13	10	12	27	2	1	2	.200	1	2	0	0	0
30 Rustad, Carter	6.63	2-0	6	1	0	0/0	0	19.0	20	15	14	6	18	4	1	3	.270	3	2	0	0	1
20 Kush, Jacob	7.50	1-0	3	1	0	0/0	0	6.0	5	5	5	5	6	0	0	2	.238	1	1	0	0	0
48 Robertson, Trae	8.31	0-0	3	0	0	0/0	0	4.1	3	4	4	3	3	2	1	0	.214	0	2	0	2	0
32 Garrett, Drew	9.64	0-0	4	1	0	0/0	0	4.2	5	7	5	7	6	1	0	0	.278	6	1	0	2	0
Totals	4.71	13-7	20	20	0	0/0	7	170.0	158	106	89	85	184	26	7	20	.243	18	16	2	6	7
Opponents	6.87	7-13	20	20	0	1/1	3	169.0	203	149	129	87	169	40	2	17	.294	33	34	2	13	1

PB - Team (10), Morris 7, Coletta 2, Bennett 1, Opp (2). Pickoffs - Team (2), Potthoff 1, Morris 1, Opp (1). SBA/ATT - Morris (7-12), Coletta (8-9), Marozas (4-5), Cheeley (3-3), Troesser (0-2), Miles (1-2), Wall (2-2), Maloney (1-1), Landry (1-1), Rustad (0-1), Brown (0-1), Neubeck (1-1), Kush (1-1), Phelps (1-1).

2021 TEAM GAME-BY-GAME

BATTING (ALL GAMES)

DATE	OPPONENT	AB	R	H	RBI	2B	3B	HR	BB	IBB	SB	CS	HBP	SAC	SF	GDP	K	PO	A	E	AVG
2/18/22	@ Nicholls	36	12	14	12	4	0	3	8	0	1	0	1	0	0	0	2	21	8	1	.389
2/19/22	@ Nicholls	36	14	12	10	1	0	2	3	0	6	0	0	0	0	0	7	21	5	1	.361
2/20/22	@ Nicholls	34	8	9	8	1	0	0	5	0	1	0	3	1	1	1	6	24	11	1	.330
2/21/22	@ Nicholls	34	7	8	6	1	1	0	6	0	3	0	3	0	1	1	3	27	13	1	.307
2/23/22	@ Southern	42	19	16	19	7	0	3	10	0	2	0	2	0	2	0	11	27	3	2	.381
2/25/22	@ Monroe	37	4	10	2	1	0	0	5	0	3	0	1	0	0	0	12	27	3	0	.315
2/27/22	@ Monroe	34	4	8	3	1	0	2	3	0	3	0	4	0	1	0	4	27	2	0	.304
3/4/22	TARLETON STATE	22	6	9	6	4	0	0	3	0	2	0	3	0	0	0	10	27	9	3	.301
3/5/22	TARLETON STATE	33	9	12	9	4	0	1	3	0	1	1	3	0	1	1	6	27	7	2	.307
3/6/22	TARLETON STATE	30	11	10	10	2	0	0	10	0	1	0	2	0	3	0	7	27	6	1	.309
3/9/22	GONZAGA	40	5	14	5	1	0	0	2	0	2	0	0	0	0	1	7	27	11	3	.316
3/12/22	VS SAN FRANCISCO	35	4	10	4	2	0	0	1	0	1	1	1	0	0	0	10	27	4	1	.314
3/13/22	@ ARIZONA STATE	34	6	9	5	4	0	2	5	0	0	0	0	0	1	1	5	27	12	0	.310
3/15/22	SAINT LOUIS	33	18	17	18	1	1	1	6	0	4	1	3	0	2	0	3	21	5	2	.324
3/18/22	@ VANDERBILT	30	2	3	2	0	0	2	2	0	0	0	0	0	0	0	13	24	5	0	.311
3/19/22	@ VANDERBILT	29	0	3	0	0	0	0	1	0	0	0	2	0	0	0	14	24	8	0	.300
3/20/22	@ VANDERBILT	35	4	9	4	1	0	0	4	0	3	0	1	0	1	0	13	24	7	2	.297
3/25/22	ARKANSAS	41	5	15	5	1	0	0	1	0	2	1	1	0	0	0	17	27	12	1	.366
3/26/22	ARKANSAS	34	7	10	6	3	0	0	6	0	0	0	1	0	0	0	9	27	11	2	.294
3/27/22	ARKANSAS	30	4	4	4	1	0	1	3	0	0	0	3	0	0	1	10	27	11	2	.133
	TOTALS	**690**	**149**	**203**	**138**	**40**	**2**	**17**	**87**	**0**	**35**	**4**	**34**	**1**	**13**	**6**	**169**	**510**	**153**	**25**	**.294**

PITCHING (ALL GAMES)

DATE	OPPONENT	IP	H	R	ER	BB	SO	2B	3B	HR	WP	BK	HBP	OP	IBB	SCORE	W	L	SV	ERA
2/18/22	@ Nicholls	7.0	6	1	1	1	3	1	0	0	0	0	0	1	0	12-1	1	0	1	1.29
2/19/22	@ Nicholls	7.0	5	2	2	1	7	2	0	1	1	0	1	0	0	14-2	2	0	2	1.93
2/20/22	@ Nicholls	8.0	11	9	8	5	7	1	1	1	0	0	1	1	0	8-9	2	1	2	4.50
2/21/22	@ Nicholls	9.0	7	4	4	6	6	1	0	1	1	0	1	2	0	7-4	3	1	2	4.35
2/23/22	@ Southern	9.0	8	8	6	5	20	1	2	1	0	0	1	0	0	19-8	4	1	2	4.72
2/25/22	@ Monroe	9.0	6	3	2	4	19	0	1	0	0	0	1	0	0	4-3	5	1	3	4.22
2/27/22	@ Monroe	9.0	6	2	2	1	9	1	0	0	0	0	1	0	0	4-2	6	1	4	3.88
3/4/22	TARLETON	9.0	8	5	4	2	10	4	0	3	0	0	1	0	0	6-5	7	1	5	3.90
3/5/22	TARLETON	9.0	5	1	1	5	4	1	0	1	2	0	0	2	0	9-1	8	1	5	3.55
3/6/22	TARLETON	9.0	10	6	6	5	11	2	1	1	3	0	0	0	0	11-6	9	1	5	3.81
3/9/22	GONZAGA	9.0	12	10	6	3	5	0	0	0	0	0	1	1	0	5-10	9	2	5	4.02
3/12/22	VS USF	9.0	6	1	1	6	12	0	0	0	0	1	0	0	0	4-1	10	2	6	3.76
3/13/22	@ ASU	9.0	7	4	4	4	5	2	1	1	1	0	0	1	0	6-4	11	2	7	3.78
3/15/22	SAINT LOUIS	7.0	4	4	3	5	10	0	0	2	2	0	2	1	0	18-4	12	2	7	3.78
3/18/22	@ VANDERBILT	8.0	13	15	14	9	6	4	1	1	3	0	2	1	0	2-15	12	3	7	4.54
3/19/22	@ VANDERBILT	8.0	8	6	6	8	8	0	0	2	1	0	0	0	1	0-6	12	4	7	4.67
3/20/22	@ VANDERBILT	8.0	10	7	6	2	11	2	0	4	2	0	0	1	0	4-7	12	5	7	4.78
3/25/22	ARKANSAS	9.0	12	7	7	3	13	1	0	1	1	0	2	1	0	5-7	12	6	7	4.91
3/26/22	ARKANSAS	9.0	6	5	4	4	12	2	0	0	0	0	1	1	0	7-5	13	6	7	4.86
3/27/22	ARKANSAS	9.0	8	6	2	6	6	1	0	0	1	1	1	2	0	4-6	13	7	7	4.71
	Totals	**170.0**	**158**	**106**	**89**	**85**	**184**	**26**	**7**	**20**	**18**	**2**	**16**	**15**	**1**	**149-106**	**13**	**7**	**7**	**4.71**

INNING-BY-INNING	1	2	3	4	5	6	7	8	9	EX	TOTAL
Mizzou	21	22	17	14	15	18	26	7	9	-	149
Opponents	16	16	9	11	9	6	19	14	6	-	106

WHEN MIZZOU SCORES	0	1	2	3	4	5	6	7	8	9	10+
W-L	0-1	0-0	0-1	0-0	3-2	0-2	2-0	2-0	0-1	1-0	5-0

WHEN OPP SCORES	0	1	2	3	4	5	6	7	8	9	10+
W-L	0-0	3-0	2-0	1-0	3-0	2-0	1-2	0-2	1-0	0-1	0-2

WHEN LEADING AFTER	1	2	3	4	5	6	7	8
W-L	6-1	6-3	8-2	9-2	8-2	9-2	9-1	10-0

WHEN TRAILING AFTER	1	2	3	4	5	6	7	8
W-L	2-3	3-2	2-4	3-4	4-4	4-4	0-5	0-7

WHEN TIED AFTER	1	2	3	4	5	6	7	8
W-L	5-3	4-2	3-1	1-1	1-1	0-1	1-1	0-0

2022 TEAM GAME HIGHS

BATTING

At bats:	42	at Southern (2/23/22)
Runs scored:	19	at Southern (2/23/22)
Hits:	17	Saint Louis (3/15/22)
RBIs:	19	at Southern (2/23/22)
Doubles:	7	at Southern (2/23/22)
Triples:	1	at Nicholls (2/21/22)
	1	Saint Louis (3/15/22)
Home runs:	3	at Nicholls (2/18/22)
	3	at Southern (2/23/22)
Total bases:	32	at Southern (2/23/22)
Walks:	10	at Southern (2/23/22)
	10	Tarleton State (3/6/22)
Strikeouts:	17	Arkansas (3/25/22)
Sac hits:	1	at Nicholls (2/20/22)
Sac flies:	3	Tarleton State (3/6/22)
Stolen bases:	6	at Nicholls (2/19/22)
Hit by pitch:	4	at Monroe (2/27/22)
Caught stealing:	1	(four times)
Runners LOB:	12	at Nicholls (2/18/22)
	12	at Monroe (2/25/22)
Hit into DP:	1	(six times)

FIELDING

Putouts:	27	(13 games)
Assists:	13	at Nicholls (2/21/22)
Errors:	3	Tarleton State (3/4/22)
	3	Gonzaga (3/9/22)
Passed balls:	3	at Vanderbilt (3/18/22)
DPs turned:	2	(three games)

PITCHING

Innings pitched:	9.0	(13 games)
Runs allowed:	15	at Vanderbilt (3/18/22)
Earned runs:	14	at Vanderbilt (3/18/22)
Walks allowed:	9	at Vanderbilt (3/18/22)
Strikeouts:	20	at Southern (2/23/22)
Hits allowed:	13	at Vanderbilt (3/18/22)
Doubles allowed:	4	Tarleton State (3/4/22)
	4	at Vanderbilt (3/18/22)
Triples allowed:	2	at Southern (2/23/22)
Homers allowed:	4	at Vanderbilt (3/20/22)
Wild pitches:	3	Tarleton State (3/6/22)
	3	at Vanderbilt (3/18/22)
Hit batters:	2	(three games)

2022 INDIVIDUAL GAME HIGHS

BATTING

At bats:	5	(27 times)
Runs scored:	4	MANN, Luke at Southern (2/23/22)
Hits:	4	MONTGOMERY, Torin at Nicholls (2/20/22)
	4	LOVICH, Ross vs San Francisco (3/12/22)
RBIs:	4	MCGAHAN, Shea at Southern (2/23/22)
	4	DE SEDAS, Nander vs Saint Louis (3/15/22)
Doubles:	2	(four times)
Triples:	1	PEÑA, Carlos at Nicholls (2/21/22)
	1	DE SEDAS, Nander vs Saint Louis (3/15/22)
Home runs:	1	(17 times)
Total bases:	10	DAY, Josh at Southern (2/23/22)
Walks:	3	(three times)
Strikeouts:	5	PEÑA, Carlos at Monroe (2/25/22)
Sac hits:	1	AUSTIN, Trevor at Nicholls (2/20/22)
Sac flies:	2	MONTGOMERY, Torin vs Tarleton (3/6/22)
Stolen bases:	3	LOVICH, Ross at Nicholls (2/19/22)
Hit by pitch:	3	AUSTIN, Trevor at Nicholls (2/20/22)
	3	AUSTIN, Trevor at Monroe (2/27/22)
Caught stealing:	1	(four times)
Runners LOB:	4	(six times)

FIELDING

Putouts:	19	MORRIS, Tre at Monroe (2/25/22)
Assists:	5	AUSTIN, Trevor at Nicholls (2/20/22)
Errors:	2	MONTGOMERY, Torin vs Tarleton (3/4/22)
Passed Balls:	3	MORRIS, Tre at Vanderbilt (3/18/22)

PITCHING

Innings pitched:	5.1	MILES, Spencer at Monroe (2/25/22)
Runs allowed:	7	MILES, Spencer at Vanderbilt (3/18/22)
Earned runs:	7	MILES, Spencer at Vanderbilt (3/18/22)
Walks allowed:	4	(three times)
Strikeouts:	11	MILES, Spencer at Monroe (2/25/22)
Hits allowed:	8	MILES, Spencer vs Arkansas (3/25/22)
Doubles allowed:	2	(five times)
Triples allowed:	1	(seven times)
Homers allowed:	3	LANDRY, Nathan vs Tarleton (3/4/22)
Wild pitches:	3	DREW, Garrett at Vanderbilt (3/18/22)
Hit batters:	2	ROBERTSON, Trae at Vanderbilt (3/18/22)

SUPERSTITION IS THE WAY

THREADS

in White	2-2
In Black	6-1
In Gold	1-3
in Gray	4-1

HATS

Gold bill	
Black bill	13-7

WEATHER

Sunny	6-1
Night	5-2
Cloudy	2-4
Rain delay	
> 80	2-0
70-79	2-1
60-69	2-0
50-59	6-3
< 50	1-3



JUJU STEVENS
OF • R/R • Woodbridge, Conn.



MIKE COLETTA
C • R/R • Flushing, N.Y.



TRE MORRIS
C • R/R • Columbia, Mo.



NANDER DE SEDAS
INF • B/R • Panama City, Panama



JOSH DAY
INF • R/R • Natchez, Miss



DEXTER SWIMS
INF • R/R • St. Louis, Mo.



ROSS LOVICH
OF • L/L • Overland Park, Kan.



SPENCER MILES
RHP • R/R • Columbia, Mo.



TY WILMSMEYER
OF • R/R • Springfield, Mo.



JACKSON BEAMAN
UT • R/R • Lincoln, Mo.



LUKE MANN
INF • R/R • St. Louis, Mo.



JUSTIN COLON
INF • R/R • Carolina, Puerto Rico



GARRETT RICE
INF • R/R • Willard, Mo.



ISAIAH FROST
OF • L/L • Lee's Summit, Mo.



BEN PEDERSEN
RHP • R/R • Duluth, Minn.



SHEA MCGAHAN
C • R/R • St. Louis, Mo.



TREVOR AUSTIN
INF • R/R • Jefferson City, Mo.



JACOB KUSH
RHP • R/R • Guelph, Ontario



IAN LOHSE
LHP • L/L • St. Louis, Mo.



HECTOR MANGUAL
INF • R/R • Rio Grande, Puerto Rico



AUSTIN TROESSER
RHP • R/R • Loose Creek, Mo.



TORIN MONTGOMERY
INF • R/R • Kirkland, Wash.



CARLOS PEÑA
OF • L/R • Bayside, N.Y.



GARRISON BENNETT
C • R/R • Green Oaks, Ill.



CARTER RUSTAD
RHP • R/R • Kansas City, Mo.



DREW GARRETT
RHP • R/R • Columbia, Mo.



NATHAN LANDRY
LHP • L/L • Victoriaville, Quebec



PARKER WRIGHT
RHP • R/R • Columbia, Mo.



HOLDEN PHELPS
RHP • R/R • Crystal Lake, Ill.



SHANE WILHELM
RHP • R/R • Columbia, Ill.



ZACH HISE
RHP • R/R • Joliet, Ill.



FOX LEUM
INF • L/R • Excelsior, Minn.



AUSTIN MAROZAS
RHP • R/R • Plainfield, Ill.



KYLE BROWN
RHP • R/R • Columbia, Mo.



CHRISTIAN WALL
LHP • L/L • Wentzville, Mo.



KYLE POTTHOFF
RHP • R/R • Chesterfield, Mo.



TRAE ROBERTSON
LHP • L/L • Columbia, Mo.



TONY NEUBECK
LHP • L/L • Hugo, Minn.



BRENNER MALONEY
LHP • L/L • Liberty, Mo.



CAM CARESWELL
INF • L/L • Lee's Summit, Mo.

AUSTIN CHEELEY
RHP • R/R • St. Louis, Mo.

RAY SCHROEDER
RHP • R/R • Columbia, Mo.

SAM BRYAN
RHP • R/R • St. Louis, Mo.

COACHING STAFF

STEVE BIESER
HEAD COACH • 8TH SEASON

JASON HAGERTY
HITTING COACH

MITCH PLASSMEYER
PITCHING COACH

TYLER PACKANIK
VOLUNTEER / INFIELDERS