



@MIZZOUHOOPS

2016-17 UNIVERSITY OF MISSOURI
MEN'S BASKETBALL GAME NOTES

GAME
31

Nashville, Tenn.

8:30 p.m. CT - Wednesday, March 8

Bridgestone Arena (20,000)

SEC Network

Tiger Radio Network

mizzou.statbroadcast.com

2016-17 SCHEDULE

OVERALL: 7-23 HOME: 6-11 AWAY: 0-9 NEUTRAL: 1-3

DATE	OPPONENT	TV	SCORE/TIME (CT)
N 13 U	Alabama A&M	SECN	W, 99-44
N 17 R	vs. #11 Xavier #	ESPNU	L, 82-83
N 18 F	vs. Davidson #	ESPNU	L, 55-70
N 20 U	vs. Tulane #	ESPNU3	W, 67-62
N 26 S	Northwestern State	SECN+	W, 84-60
N 28 M	North Carolina Central	SECN+	L, 52-62
D 3 S	Western Kentucky	SECN+	W, 59-56
D 6 T	Miami (Ohio)	SECN+	W, 81-55
D 10 S	#20 Arizona	ESPN2	L, 60-79
D 17 S	Eastern Illinois	SECN	L, 64-67
D 21 W	vs. Illinois %	ESPNU	L, 66-75
D 29 R	Lipscomb	SECN+	L, 76-81
J 4 W	LSU *	SECN	L, 77-88
J 7 S	at Georgia *	SECN	L, 66-71
J 10 T	Auburn *	SECN	L, 72-77
J 14 S	at Arkansas *	SECN	L, 73-92
J 18 W	at Alabama *	ESPNU	L, 56-68
J 21 S	Ole Miss *	SECN	L, 71-75
J 25 W	at Mississippi State *	SECN	L, 74-89
J 28 S	#23 South Carolina *	SECN	L, 53-63
F 2 R	at #24 Florida *	ESPN2	L, 54-93
F 4 S	Arkansas *	SECN	W, 83-78
F 8 W	at Texas A&M *	SECN	L, 73-76
F 11 S	Vanderbilt *	SECN	W, 72-52
F 15 W	Alabama *	SECN	L, 54-57
F 18 S	at Tennessee *	SECN	L, 70-90
F 21 T	#11 Kentucky *	SECN	L, 62-72
F 25 S	at Ole Miss *	SECN	L, 77-80
F 28 T	Texas A&M *	SECN	L, 43-60
M 4 S	at Auburn *	SECN	L, 79-89
M 8 W	vs. Auburn &	SECN	Approx. 8:30 PM

Bold denotes home // * denotes SEC game
- Tire Pros Invitational (ESPN Wide World of Sports Complex)
% - 36th Annual Bud Light Braggin' Rights Game (St. Louis, Mo.)
& - 2017 SEC Tournament (Nashville, Tenn.)
SECN - SEC Network & SECN+ broadcasts are available through WatchESPN apps

MIZZOU BASKETBALL

7-23, 2-16



vs



AUBURN TIGERS

18-13, 7-11

Head Coach: Kim Anderson (3rd season)
Alma Mater: Missouri, '79, '81
Overall Record: 300-162 MIZ Record: 26-67

Head Coach: Bruce Pearl (3rd season)
Alma Mater: Boston College, '82
Overall Record: 506-198 UA Record: 44-53

@MIZZOUHOOPS BEGINS SEC TOURNAMENT WITH AUBURN ON WEDNESDAY

Mizzou Men's Basketball (7-23, 2-16) begins the postseason at the 2017 Southeastern Conference Tournament on Wednesday, March 8, in a rematch of its regular season finale. The Tigers face Auburn (18-13, 7-11) at Bridgestone Arena at approximately 8:30 p.m. CT on the SEC Network and the Tiger Radio Network.

- Sophomore forward **Kevin Puryear** had a 19-point outing, but it was not enough at Auburn (March 4), as the Black & Gold fell by a score of 89-78. Mizzou sank a season-high 13 three-pointers thanks to a program-record 38 attempts from deep range.
- Sophomore guard **Terrence Phillips** scored 15 points, but Mizzou fell to Texas A&M (Feb. 28), 60-43. Graduating Tigers senior forward **Russell Woods** and junior guard **Trevor Glassman** were honored pregame for Senior Night.
- Head coach **Kim Anderson** won his 300th career game as Mizzou defeated Vanderbilt, 72-52 (Feb. 11).
- Anderson will step down from his position as Mizzou head coach following the SEC Tournament, it was announced March 5.
- The second-ever #RallyForRhyhan Game, an 83-78 win vs. Arkansas (Feb. 4), raised more than \$54,000 for pediatric cancer research. More than \$100,000 was raised at #RallyForRhyhan Games over the past two seasons.
- The entire 2016-17 Mizzou roster consists of first- or second-year players. Not a single Tiger has been with the squad for three seasons. According to *KenPom.com*, the Tigers rank 327th out of 351 Division I teams in terms of experience.



MATCHING UP

	MIZZOU OVERALL -- SEC
PTS / GAME	68.4 -- 67.1
PTS ALLOWED / GAME	72.1 -- 76.1
FG %	.391 -- .387
FG DEFENSE %	.428 -- .460
3-PT FG %	.291 -- .303
3-PT FG DEFENSE %	.337 -- .368
REB / GAME	36.8 -- 34.3
REB ALLOWED / GAME	39.4 -- 39.7
LEADING SCORER	BARNETT (12.1)
LEADING REBOUNDER	PURYEAR (6.0)

	AUBURN OVERALL -- SEC
PTS / GAME	80.3 -- 80.1
PTS ALLOWED / GAME	79.4 -- 84.2
FG %	.437 -- .438
FG DEFENSE %	.437 -- .459
3-PT FG %	.364 -- .380
3-PT FG DEFENSE %	.352 -- .399
REB / GAME	36.5 -- 35.6
REB ALLOWED / GAME	39.2 -- 38.3
LEADING SCORER	HERON (15.2)
LEADING REBOUNDER	HERON (5.8)

SERIES

ALL-TIME	3-3 Tied
IN COLUMBIA	3-1 Mizzou
IN AUBURN	2-0 Auburn
NEUTRAL SITE	N/A
LAST MEETING	L, 78-89 Auburn, Ala. (March 4, 2017)
ANDERSON VS. AUBURN	2-3
PEARL VS. MIZZOU	3-2

ON THE AIR



SEC NETWORK // WATCHESPN.COM
PBP: Tom Hart COLOR: Jon Sundvold
SIDELINE: Laura Rutledge
PRODUCER: Joe Taylor



TIGER RADIO NETWORK
PBP: Mike Kelly COLOR: Gary Link
ENGINEER: Matt Winegardner



TWITTER / INSTAGRAM:
@MizzouHoops
SNAPCHAT: zouhoops

PROJECTED MIZZOU LINEUP

#	Player	Position	Team
#1	terrence PHILLIPS	G	FloorGeneral103
#15	jordan GEIST	G	jordangeist12
#21	jordan BARNETT	F	JBounce33
#24	kevin PURYEAR	F	CallMe KP24
#25	russell WOODS	F	BigRuss25

PROJECTED AUBURN LINEUP

G 1 JARED HARPER (FR, 5-10, 165) 10.6 PPG // 1.4 RPG // .367 FG%	G 2 BRYCE BROWN (SO, 6-3, 195) 7.7 PPG // 2.1 RPG // .396 FG%	F 3 DANJEL PURIFOY (FR, 6-7, 230) 9.4 PPG // 3.7 RPG // .391 FG%	G 5 MUSTAPHA HERON (FR, 6-5, 215) 14.6 PPG // 5.2 RPG // .424 FG%	C 50 AUSTIN WILEY (FR, 6-11, 255) 8.1 PPG // 5.1 RPG // .548 FG%
--	---	--	---	--

NCAA APPEARANCES: '44, '76, '78, '80, '81, '82, '83, '86, '87, '88, '89, '90, '92, '93, '95, '99, '00, '01, '02, '03, '09, '10, '11, '12, '13

QUICK FACTS

Location _____ Columbia, Mo.
Founded _____ 1839
Enrollment _____ 32,777
Nickname _____ Tigers
Colors _____ Old Gold and Black
Arena (Capacity) _____ Mizzou Arena (15,061)
Conference _____ Southeastern
2015-16 Record _____ 10-21
SEC Record (Finish) _____ 3-15 (14th)
Starters Returning / Lost _____ 5/5
Lettermen Returning / Lost _____ 5/6

THE MIZZOU TIGERS

Head Coach _____ Kim Anderson (3rd season)
_____ University of Missouri, 1979 & 1981
Missouri Record _____ 26-67 (3rd season)
Overall Record _____ 300-162 / .649 (15 seasons)
Assistant Coaches _____ Emanuel Dildy (1st season)
_____ Rob Fulford (3rd season)
_____ Steve Shields (2nd season)
Basketball Operations _____ Paul Rorvig (3rd season)
Athletic Performance _____ Nick Michael (1st Season)
Special Asst. to Head Coach _____ Brad Loos (3rd Season)
Athletic Trainer _____ Pat Beckmann
Operations Assistant _____ John Poettgen
Video Coordinator _____ Jon Gilliam
Graduate Assistants _____ Carl Richburg
_____ Connor Wheeler

MIZZOU ADMINISTRATION

System President-Designate _____ Mun Y. Choi
Phone _____ 573-882-2011
Interim Chancellor _____ Hank Foley
Phone _____ 573-882-3387
Athletic Director _____ Jim Sterk
Department Phone _____ 573-882-6501
Ticket Office Phone _____ 573-884-7297
_____ 800-228-7297

STRATEGIC COMMUNICATIONS

Senior Assoc. Athletics Director: _____ Nick Joos
Office Phone: _____ 573-884-7456
E-Mail: _____ joosn@missouri.edu
Associate Athletics Director: _____ Chad Moller
Office Phone: _____ 573-882-0712
E-Mail: _____ mollerc@missouri.edu

Men's Basketball Contact: _____ Patrick Crawford
Office Phone: _____ 573-882-2531
E-Mail: _____ crawfordpa@missouri.edu

Secondary Contact: _____ Andrew Melroe
E-Mail: _____ melroea@missouri.edu
Associate Director: _____ Kate Lakin
Assistant Director: _____ Shawn Davis
Assistant Director: _____ R.J. Layton
Assistant Director: _____ Andy Oldenburg
Web Coordinator: _____ Kevin Fletcher
Digital Media: _____ Ali Fisher
Twitter/Instagram/Facebook _____ @MizzouHoops
SnapChat _____ zouhoops
Website: _____ mutigers.com

Pro-nun-SEE-A-shun GUIDE

Jordan Geist _____ GUY-st
Jakoby Kemp _____ juh-CO-bee
Reed Nikko _____ NICK-oh
Kevin Puryear _____ PER-Year

STATEMENTS ON THE MIZZOU MEN'S BASKETBALL PROGRAM

COLUMBIA, Mo. (March 5, 2017) - University of Missouri Director of Athletics **Jim Sterk** has asked third-year Tigers' men's basketball coach **Kim Anderson** to step down from his position at the end of the 2016-17 season.

"This decision has been very difficult for me personally because of the tremendous respect I have for Kim," Sterk said. "I know how hard he and his staff have worked to turn the program around over the last three years, however, the lack of on-court success has resulted in a significant drop in interest surrounding our program, and we could not afford for that to continue another year.

"Kim has represented our program with character, integrity and class while dedicating himself to developing our student-athletes on and off the basketball court, and we are appreciative of his efforts and dedication to Mizzou and the Columbia community," he added. "Kim will always be a Tiger, and all of us are grateful for his contributions to our University as a student-athlete, assistant coach and head coach."

The 18th men's basketball coach in Mizzou history, Anderson has registered a record of 26-67 at his alma mater and owns a career record of 300-162 heading into this week's Southeastern Conference Tournament in Nashville, Tenn. He won his 300th career game with the Tigers' 72-52 homecourt victory over Vanderbilt, Feb. 11.

The former Big Eight Player of the Year (1977) and two-term assistant coach to Tiger icon **Norm Stewart** (1982-85, 1991-99) made academic achievement a hallmark of his program with Mizzou's latest summer (2016) in the classroom netting nine Tigers with session grade-point averages of 3.0 or higher. During the summer of 2015, Mizzou compiled a team GPA of 3.08; the program's highest term mark in more than five years, and its fall 2016 semester mark (2.61) was also the highest for that term in five years, as well.

"Missouri is a special institution to my family and I, and I am grateful for having had the opportunity to serve as the head coach at my alma mater," Anderson said. "While we have faced significant challenges over the last three years and been unable to achieve the on-court results everyone would have liked, I do believe we have been able to stabilize the program while watching our players become responsible young men on and off the court.

"I would especially like to thank my staff and players who have worked so hard to turn this program around," he added. "I'm proud of the growth I've seen in our players academically, athletically and socially since their arrival on campus, and feel very good about our efforts to serve Columbia, the University and the State of Missouri through impactful events and organizations such as the Boys and Girls Club, Tigers on the Prowl, Rally for Rhyan and the University of Missouri Children's Hospital."

Prior to returning to Mizzou as head coach, Anderson spent 12 highly-successful seasons at the University of Central Missouri, registering a 12-year head coaching record of 274-95 (.743) with seven NCAA Tournament appearances to his credit. In his final season at the Warrensburg, Mo., school, he led the Mules to a 30-5 record and the 2014 NCAA Division II championship. His Mules reached the NCAA Tournament in seven of his last 10 seasons along the sideline, reaching the Final Four three times (2014, 2009 and 2007) and winning six MIAA regular-season titles. Anderson's teams registered 11 winning seasons with seven, 20-win campaigns.

Anderson also spent three years as the Big 12 Conference's Assistant Commissioner/Men's Basketball, directing the officiating program and postseason tournament, and 17 seasons as an assistant coach at Mizzou (1983-85 & 1992-99) and Baylor (1986-91). He and his wife of 39 years, Melissa, have two sons, Ryan, an Assistant Sports Information Director at North Dakota State, and Brett, a 2014 Mizzou graduate and former Tiger men's basketball graduate assistant.

"Missouri has a rich men's basketball tradition and the resources necessary to compete at the highest level," Sterk said. "We expect to compete for Southeastern Conference championships, consistently play in the postseason and continue to represent Mizzou the right way on and off the court.

"A national search will begin immediately to identify and recruit the very best person to lead Mizzou Basketball into the future and we will utilize the services of a search consultant to assist in the identification and evaluation of candidates who are capable of returning our program to national prominence," he added.

Missouri, the 14th seed in the 2017 Southeastern Conference Tournament, will face 11th-seeded Auburn in a first-round game at Bridgestone Arena, Wednesday, March 8th, at approximately 8:30 p.m. on the SEC Network.

"In order to protect the integrity of the search, I will have no further public comments regarding the process or the status of any candidates until the announcement of our next head basketball coach is made," Sterk said.



OPPONENT - VS. AUBURN

- ▶ Auburn enters its rematch with Mizzou at the Southeastern Conference Tournament with an 18-13 overall record (7-11 SEC). Auburn ended a two-game losing skid with its Senior Day win over Mizzou, 89-78, on Saturday, March 4.
- ▶ Led by head coach **Bruce Pearl**, Auburn began the season winning 10 of its first 12 games, including a 74-70 win over Oklahoma on Dec. 21.
- ▶ Auburn is led by freshman guard **Mustapha Heron**, who is averaging 15.2 points per game while shooting 44.0 percent (43-of-102) from beyond the three-point line. Freshman guard **Jared Harper** is second on the team in scoring, averaging 11.5 points per game, while freshman forward **Danjel Purifoy** is third on the team in scoring, averaging 11.4 points per game.
- ▶ Heron leads the team in rebounding at 5.8 rebounds per game, while freshman center **Austin Wiley** is second on the team with 4.9 boards per game. Freshman forward **Anfernee McLemore** leads the team in offensive rebounds with 53.
- ▶ Auburn is averaging 80.3 points and 36.5 rebounds per game through 31 contests, allowing 79.4 points and 39.2 rebounds per game to its opponents. Foes of Auburn have shot 43.7 percent from the field and 35.2 percent from the three-point line.

PROGRAM RECORD BROKEN AT AUBURN

- ▶ Mizzou sank a season-best 13 three-pointers in its setback at Auburn (March 4), doing so on the legs of a program-record 38 attempts from beyond the three-point arc. Sophomore guard **Jordan Geist** (Fort Wayne, Ind.) sank a career-best four shots from deep range.
- ▶ The previous record of 37 attempts was hit twice by previous Mizzou teams, most recently during the 2009-10 season when the Tigers attempted 37 three-pointers vs. Chattanooga (Nov. 24, 2009). During the 2001-02 campaign, the Tigers attempted 37 triples at Colorado (Feb. 23, 2002).

PHILLIPS NAMED TO SEC COMMUNITY SERVICE TEAM

- ▶ In a continuing effort to recognize the accomplishments of student-athletes beyond the field of competition, the Southeastern Conference once again highlighted a Community Service Team for men's basketball for the 2016-17 season. Mizzou was represented on the team by sophomore guard **Terrence Phillips** (Orange County, Calif.), who has made it a priority to be involved in the local community.
- ▶ Phillips has often volunteered at local elementary schools, including spending time at day carnivals for Paxton Keeley and Shepard Boulevard schools in Columbia, Mo., during the fall.
- ▶ Phillips also participates in local reading time for area youth groups and elementary schools. He is also a frequent Children's Hospital visitor and helped instruct participants in Mizzou's first-annual Douglass Park Youth Clinic during fall of 2016.

HUGHES GETS HOT IN OXFORD

- ▶ Mizzou freshman guard **Frankie Hughes** (Cleveland, Ohio) had not scored in double digits for the

Tigers since before conference play started (vs. Arizona, Dec. 10), but that fact did not deter Hughes on the road at Ole Miss (Feb. 25).

- ▶ Hughes scored 22 points (6-of-16 FG, 5-of-11 3PT, 5-of-6 FT) for his third game of 20-or-more points this season. His five three-pointers also matched a season-best for the freshman.

NIKKO GROWING INTO ROLE

- ▶ With a season-best 23 minutes off the bench at Ole Miss (Feb. 25), freshman forward **Reed Nikko** (Maple Grove, Minn.) began to show his full capabilities as a post presence for the Tigers. Nikko grabbed a season-high nine rebounds to go along with eight points.
- ▶ Nikko's shot-blocking has also been on display. The Minnesota native has a swat in four of the last five games, including two at Ole Miss (Feb. 25) and vs. Alabama (Feb. 15). His 18 blocks this season rank as the seventh-best total recorded by a Mizzou freshman, all-time.

LAST TIME VS. AUBURN

- ▶ Sophomore forward **Kevin Puryear** (Blue Springs, Mo.) posted his 30th career "10 & 5" game, scoring 19 points and grabbing eight rebounds at Auburn, but it was not enough to help the Black & Gold to victory. Auburn claimed the regular season finale, 89-78, at Auburn Arena.
- ▶ Puryear's 19-point performance was also the 14th game of his career scoring at least 15 points, and the 18th game this season in which he reached double digits.
- ▶ Puryear's 12 free throw attempts matched his career high, which he set earlier this season with 12 attempts from the charity stripe vs. Xavier (Nov. 17).

SENIOR NIGHT FOR MIZZOU VS. A&M

- ▶ Mizzou honored its senior class before the Tigers faced Texas A&M on Feb. 28. Senior forward **Russell Woods** (Chicago, Ill.) and redshirt junior **Trevor Glassman** (Bedford, N.H.) were recognized as Mizzou's graduating student-athletes.
- ▶ Woods and Glassman are both completing their second seasons at Mizzou after transferring in to join the Black & Gold. Woods played two seasons at John A. Logan, a junior college in Carterville, Illinois, before joining the Tigers as a junior last season. Glassman originally walked-on at Manhattan College before transferring to Mizzou before the 2015-16 campaign.
- ▶ Managers Brandon Byer, Danny Frazier, Andrew Kimball and Daulton Speckhart were also recognized for their hard work and contributions to the program.

PHILLIPS NEARLY WILLS MIZZOU TO VICTORY OVER NO. 11 KENTUCKY

- ▶ Mizzou sophomore guard **Terrence Phillips** (Orange County, Calif.) sank four three-pointers for the second-straight game and set a career-high with 22 points in Mizzou's game vs. No. 11 Kentucky (Feb. 21). Phillips' scoring performance was boosted by his efficiency at the free throw line, going 8-for-8 on foul shots.
- ▶ Phillips' 8-of-8 free throw effort was the second time in his career he shot perfectly from the line when taking five or more attempts (6-of-6, vs. Xavier, Nov. 17).
- ▶ The 22-point effort was the third game of 20 points or more for Phillips in his career, with all three coming this season. Phillips' 22-point game ranks tied as the sixth-most points scored by a Tiger this season.

MOST RECENT 25+ SCORING PERFORMANCES

Pts.	Name	Opp. (Date)	FG / 3PT / FT
26	K. Puryear	Ole Miss (1-21-17)	11-14 / 4-4 / 0-0
26	W. Clark	at South Carolina (11-16-16)	10-16 / 4-6 / 2-3
28	N. Wright	Florida (2-24-15)	10-13 / 6-8 / 2-3
27	J. Williams	Miss. State (2-4-15)	9-15 / 3-5 / 6-8
30	J. Brown	vs. Davidson (3-18-14)	9-16 / 1-3 / 11-15
26	J. Brown	vs. Texas A&M (3-13-14)	5-12 / 2-4 / 14-18
25	E. Ross	at Alabama (2-22-14)	8-12 / 4-7 / 5-6
27	J. Clarkson	Arkansas (2-13-14)	8-15 / 0-1 / 11-13
25	J. Brown	Arkansas (2-13-14)	5-15 / 1-6 / 14-15

SOPHOMORE CLASS ALL-TIME TOTAL ASSISTS

Name	Season	Assists
1. Phil Pressey	2011-12	223
2. Anthony Peeler	1989-90	179
3. Wesley Stokes	2001-02	147
4. Lynn Hardy	1985-86	139
5. Terrence Phillips	2016-17	132
6. Jason Horton	2005-06	121
7. Melvin Booker	1991-92	118
8. Lee Coward	1987-88	117
Mike Sandbothe	1986-87	117
10. Michael Dixon	2010-11	113
Keyon Dooling	1999-00	113

FRESHMAN CLASS ALL-TIME 3-POINTERS MADE

Name	Season	Made
1. Kareem Rush	1999-00	46
2. Frankie Hughes	2016-17	41
Kim English	2008-09	41
Jimmy McKinney	2002-03	41
5. Namon Wright	2014-15	40
6. Keon Lawrence	2006-07	38
7. Brian Grawler	1997-98	36
8. Marcus Denmon	2008-09	34
Jason Horton	2004-05	34
10. Thomas Gardner	2003-04	32

FRESHMAN CLASS ALL-TIME 3-POINTERS ATTEMPTED

Name	Season	Attempts
1. Frankie Hughes	2016-17	155
2. Jimmy McKinney	2002-03	124
3. Marcus Denmon	2008-09	112
4. Cullen VanLeer	2015-16	110
Kim English	2008-09	110
6. Kareem Rush	1999-00	108
7. Namon Wright	2014-15	103
8. Thomas Gardner	2003-04	99
9. Keon Lawrence	2006-07	98
10. Jason Horton	2004-05	92

SOPHOMORE CLASS ALL-TIME 3-POINTERS ATTEMPTED

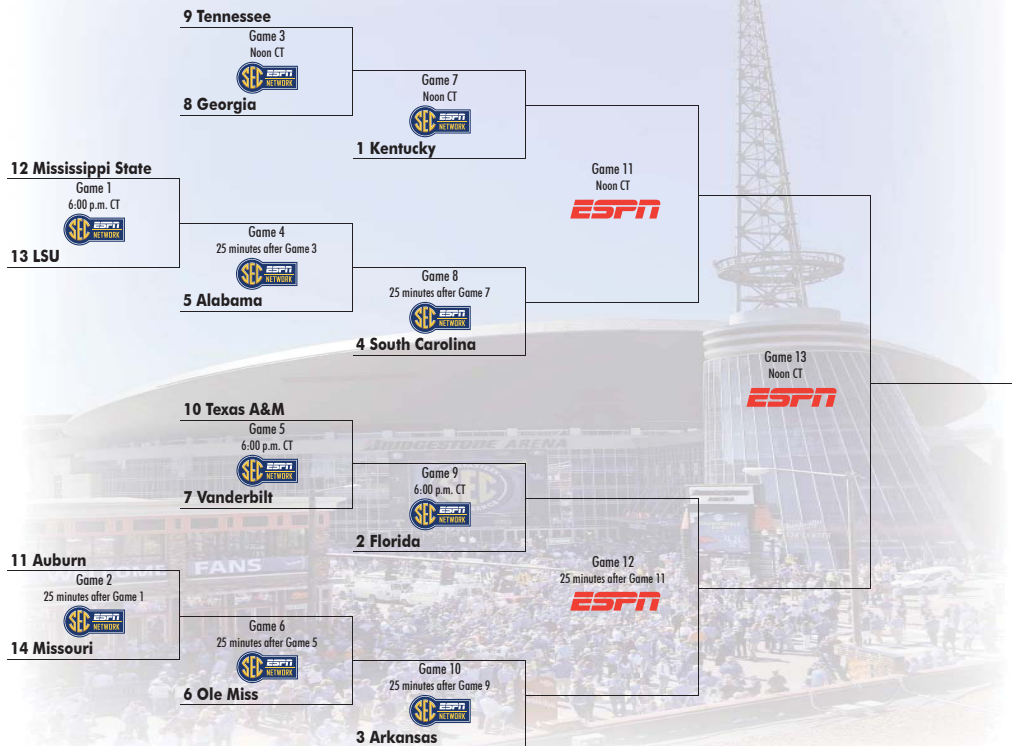
Name	Season	Attempts
1. Clarence Gilbert	1999-00	233
2. Thomas Gardner	2004-05	196
3. Kim English	2009-10	184
4. Matt Lawrence	2006-07	183
5. Keyon Dooling	1999-00	170
6. Marcus Denmon	2009-10	167
7. Kareem Rush	2000-01	154
8. Jabari Brown	2012-13	153
9. Terrence Phillips	2016-17	141
10. Brian Grawler	1998-99	129

SOUTHEASTERN CONFERENCE

2016-17 Men's Basketball • 2016-17 Men's Basketball • 2016-17 Men's Basketball • 2016-17 Men's Basketball • 2016-17 Men's Basketball • 2016-17 Men's Basketball • 2016-17 Men's Basketball • 2016-17 Men's Basketball • 2016-17 Men's Basketball • 2016-17 Men's Basketball

2017 SEC MEN'S BASKETBALL TOURNAMENT
March 8-12 • Bridgestone Arena • Nashville, Tenn.

First Round Wednesday, March 8 Second Round Thursday, March 9 Quarterfinals Friday, March 10 Semifinals Saturday, March 11 Championship Sunday, March 12



FRESHMAN CLASS ALL-TIME TOTAL BLOCKS

Name	Season	Blocks
1. Arthur Johnson	2000-01	65
3. Johnathan Williams, III	2013-14	57
4. Doug Smith	1987-88	34
5. Tate Decker	1996-97	24
6. Nathan Buntin	1986-87	19
7. Reed Nikko	2016-17	18
Kalen Grimes	2004-05	18
9. Gary Leonard	1985-86	17
Mike Sandbothe	1985-86	17

ALL-TIME "5-5-5" GAMES BY MIZZOU PLAYERS

Season	Name	Opp.	P-R-A-S
2016-17	T. Phillips	Miami (Ohio)	7-8-6-5
2011-12	P. Pressey	at Baylor	18-5-7-6
2010-11	P. Pressey	vs. Cincinnati	7-5-5-5
2018-09	J. Tiller	vs. Xavier	13-5-5-6
2006-07	S. Hannah	Mississippi State	27-5-5-5
2013-04	J. Conley	UNLV	17-8-7-5
1990-91	A. Peeler	Prairie View	32-7-9-5
1989-90	A. Peeler	Nebraska	29-7-6-5
1989-90	A. Peeler	Tenn.-Martin	15-6-8-5
1986-87	M. Sandbothe	Oklahoma State	12-7-6-7
1985-86	M. Sandbothe	Colorado	8-6-6-6
1979-80	L. Drew	San Jose State	9-5-5-5

FRESHMAN CLASS SEASON DEBUTS

Name	Season	Points, Opponent
1. Frankie Hughes	2016-17	23, vs. Alabama A&M
2. Steve Stipanovich	1979-80	23, vs. SW Texas State
3. Jevon Crudup	1990-91	22, vs. Rutgers
4. Montague Gill-Caesar	2014-15	21, vs. UMKC
5. Kevin Puryear	2015-16	20, vs. Wofford
6. Derrick Chievous	1984-85	19, vs. N. Dakota St.
7. Kelly Thames	1993-94	19, vs. Central Missouri
8. Marcus Denmon	2008-09	15, vs. Prairie View A&M
9. Lex Drum	1978-79	14, vs. Butler
10. Arthur Johnson	2000-01	13, vs. Savannah State

HOLIDAY AND POSTSEASON CONFERENCE TOURNAMENT TITLES

- 1954 Big Seven Holiday Tournament
- 1971 Big Eight Holiday Tournament
- 1972 Big Eight Holiday Tournament
- 1973 Big Eight Holiday Tournament
- 1975 Big Eight Holiday Tournament
- 1976 Big Eight Holiday Tournament
- 1978 Big Eight Postseason Championship
- 1982 Big Eight Postseason Championship
- 1987 Big Eight Postseason Championship
- 1989 Big Eight Postseason Championship
- 1991 Big Eight Postseason Championship
- 1993 Big Eight Postseason Championship
- 2009 Big 12 Tournament Championship
- 2012 Big 12 Tournament Championship



ALL-TIME SEC TOURNAMENT RESULTS

2012-13		
March 14	vs. Texas A&M	W, 62-50
March 15	vs. Ole Miss	L, 62-64
2013-14		
March 13	vs. Texas A&M	W*, 91-83 (2OT)
March 14	vs. #1 Florida	L, 49-72
2014-15		
March 11	vs. South Carolina	L, 54-63
2015-16		
N/A		
2016-17		
March 8	vs. Auburn	

PHILLIPS IN A GIVING MOOD

- ▶ Sophomore guard **Terrence Phillips** (Orange County, Calif.) has surpassed his 2015-16 total for assists (107 in 31 games) with his 132 dimes this season.
- ▶ Through 30 games, Phillips has dished 132 assists for an average of 4.4 per game. In conference games only, Phillips' 4.6 assists per game ranks No. 2 in the SEC.
- ▶ Phillips reached a personal milestone vs. South Carolina (Jan. 28), recording his 200th assist as a Tiger.
- ▶ Phillips averaged 3.5 assists per game as a freshman in 2015-16 (107 in 31 games), a mark that ranked tied for second-best all-time among Mizzou's freshman class with Travis Ford (1989-90) and Melvin Booker (1990-91).

WOLF WORK ETHIC PAYS OFF

- ▶ Often times, walk-ons in college basketball go whole seasons without landing a single bucket, as they either play very little or only for final moments of on-court action. Mizzou sophomore forward **Adam Wolf** (Beaver Dam, Wis.), who turned down Division II scholarship offers to attend the University of Missouri, saw the floor at Tennessee (Feb. 18), and made the most of it.
- ▶ Wolf came away with that elusive field goal after head coach **Kim Anderson** turned to the sophomore in first half action to alleviate foul trouble concerns in Mizzou's front court. Wolf flipped in a short lay-up after grabbing an offensive rebound inside the two-minute mark. He snagged one more offensive board in the closing seconds of the first half to set a season high in rebounds.

PHILLIPS WITH LATEST SCORING OUTBURST AT TENNESSEE

- ▶ Sophomore guard **Terrence Phillips** (Orange County, Calif.) led the Tigers with his 18 points (6-of-9 FG, 4-of-6 3PT, 2-of-3 FT) at Tennessee (Feb. 18).
- ▶ Phillips' effort from deep range was significant, as it was the ninth time this season he has made multiple three-pointers in a game.

BATTLE AGAINST BAMA GOES DOWN TO THE WIRE

- ▶ Mizzou led Alabama, 23-18, at halftime of the Southeastern Conference matchup at Mizzou Arena on Feb. 15, with its 18 points allowed standing as its lowest first half total of the Tigers' conference season.
- ▶ The Crimson Tide fought back in the second half, eventually taking the lead as the clock went inside the four-minute media timeout, 50-47 at 3:45. A three-point play from sophomore guard **K.J. Walton** (Indianapolis, Ind.) left Mizzou facing a one-point deficit with 1:31 remaining.
- ▶ Mizzou's defense ramped up, holding the Alabama offensive at bay. Subsequent possessions for the Tigers ended in a turnover and a missed look in the lane. The Crimson Tide grew their lead to three points at the foul line with only seconds remaining, and a half court heave from the Tigers came up short of forcing overtime.

NO. 300 FOR ANDERSON

- ▶ Mizzou head coach **Kim Anderson** claimed the 300th win of his career as the Tigers defeated Vanderbilt, 72-52, on Feb. 11. The Tigers surprised Anderson with a commemorative basketball for the occasion as the Mizzou leader was sitting down for a postgame interview with the SEC Network commentary crew.

BARNETT GETS TO 23 POINTS AGAIN

- ▶ Junior forward **Jordan Barnett** (St. Louis, Mo.) made it two games of scoring 23 points in a row with his career high-tying effort in the win vs. Vanderbilt (Feb. 11). It was the second time a Tiger scored 20 points or more in back-to-back games this season, after freshman guard **Frankie Hughes** did so against Alabama A&M (23) and Xavier (24) in the first two games of the season.
- ▶ After setting his career-high in three-pointers with four at Texas A&M (Feb. 8), Barnett re-set his career-best with five three-pointers vs. Vanderbilt (5-of-8 3PT).

CLAMPS ON THE COMMODORES

- ▶ Vanderbilt entered its matchup at Mizzou (Feb. 11) ranked second in the Southeastern Conference for three-point shooting in league games, hitting 38.7 percent from deep range. The Tigers held the Commodores to an overall and conference season-low 21.4 percent conversion rate on three-pointers (6-of-28).
- ▶ Notably, Vanderbilt forward Luke Kornet came into the game hitting 45.6 percent of his three-point attempts. Against the Tigers, Kornet shot 0-of-9 from deep range.
- ▶ Vanderbilt's 52 points score against the Tigers tied for its second-lowest mark of the season. Only a 71-48 setback at Middle Tennessee (Dec. 8) stands as a lower total for the Commodores. Vanderbilt also lost to Minnesota by a score of 56-52 on Dec. 3.

TIGERS SHOOT WELL VS. VANDY

- ▶ Mizzou sank 9-of-19 three-pointers (47.4 percent) in the 72-52 win vs. Vanderbilt (Feb. 11), a mark that is tied for the second-highest total of three-pointers in a game for the Tigers this season. Mizzou also hit nine three-pointers vs. Miami (Ohio) on Dec. 6, and at Arkansas on Jan. 14.
- ▶ Junior forward **Jordan Barnett** (St. Louis, Mo.) contributed five of those triples, while sophomore forward **Kevin Puryear** (Blue Springs, Mo.) shot 3-for-3 from deep. Sophomore guard **Cullen VanLeer** (Pacific, Mo.) provided the other three-pointer, his ninth-straight game hitting at least one shot from three-point range.

IMPRESSIVE REBOUNDING VS. VANDY

- ▶ Mizzou outrebounded Vanderbilt, 43-25, in its 72-52 victory (Feb. 11), including a 16-6 edge on the offensive glass. The 16 offensive boards were the Tigers' second-most of their conference schedule, with only the impressive 25 vs. Auburn (Jan. 10) standing above that mark.
- ▶ The Tigers received two nine-rebound outings, first from junior forward **Jordan Barnett** (St. Louis, Mo.), who had five offensive boards, and next from sophomore guard **K.J. Walton** (Indianapolis, Ind.), who posted four offensive rebounds.



The beautiful home to Mizzou Basketball, Mizzou Arena opened in 2004, housing Norm Stewart Court along with locker rooms, practice and training facilities, coaches offices, team video room, medical training areas and a player lounge with attached kitchen.

Mizzou Arena received a multi-million dollar upgrade prior to the 2014-15 season, which saw a state-of-the-art video board installed above center court. Additionally, the Tigers' player lounge and locker room area received a tremendous upgrade.



Constructing Mizzou Arena was an impressive feat in itself - more than 104,000 clay bricks were used on the building, as well as more than 2,000 tons of steel. The facility, from arena floor to roof, stands 117-feet, nine-inches tall.

The seating capacity of Mizzou Arena is 15,061, with 26 suites separating lower and upper decks of Black & Gold fans.

Mizzou's rowdy student section encompasses the entire west bleacher section of Mizzou Arena, totaling approximately 3,000 seats.

The north entrance to Mizzou Arena features the Hall of Fame Lobby, which showcases the University of Missouri's many all-time great student-athletes and traditions.

The southern portion of Mizzou Arena houses many of the Tigers' administrative departments, ensuring that Mizzou's support staff are never far away from attending to the Black & Gold basketball program.



Retired Numbers Hanging in Mizzou Arena

- | | |
|---------------------|-------------------------|
| Bill Stauffer - #43 | Steve Stipanovich - #40 |
| Norm Stewart - #22 | Jon Sundvold - #20 |
| Willie Smith - #30 | Doug Smith - #34 |

BARNETT SCORES CAREER-HIGH 23 AT TEXAS A&M

▶ In just his 14th game as a Tiger, junior forward **Jordan Barnett** (St. Louis, Mo.) led Mizzou in scoring for the sixth time, recording a career-high 23 points at Texas A&M (Feb. 8). The effort was the second 20-point game of his career, as Barnett scored 20 vs. Auburn (Jan. 10).

▶ Barnett's 9-of-13 field goal shooting performance was significant in that his nine buckets were a career-best. His 69.2-percent success rate was a career-high in games where he put up at least 10 field goal attempts.

▶ Barnett's nine field goals also tied for the second-most by a Tiger this season. Sophomore forward **Kevin Puryear** (Blue Springs, Mo.) sank 11 vs. Ole Miss (Jan. 21) and freshman guard **Frankie Hughes** (Cleveland, Ohio) made nine against Alabama A&M (Nov. 13).

POSITIVE FLOW NEARLY GETS TIGERS THERE ON ROAD AGAINST AGGIES

▶ Mizzou kept turnovers to a minimum on the road at Texas A&M (Feb. 8), with just nine recorded in the narrow 76-73 setback. The total was a conference season-low for the Tigers and the fewest recorded against the Black & Gold since incurring eight vs. Illinois (Dec. 21).

▶ The Tigers dished 20 assists as a team against the Aggies, a season-best in dimes. Previously, Mizzou recorded 19 assists vs. Northwestern State (Nov. 26).

▶ Mizzou's 20 assists were its most since the 2012-13 season when the Tigers recorded 21 in a 78-36 win at Mississippi State (Feb. 13, 2013).

▶ Helping the Tigers to the 20-assist mark was sophomore guard **Terrence Phillips** (Orange County, Calif.), who had seven. The outing was Phillips' 13th game this season and 21st in his career with at least five dimes.

TIGERS RALLY, DEFEAT ARKANSAS

▶ Mizzou got its first Southeastern Conference win in impressive fashion, defeating Arkansas by a score of 83-78. The Razorbacks entered the game with a 17-5 overall record and 6-3 mark in conference play.

▶ The Tigers found their shooting touch, hitting a conference schedule-best 50.9 percent of their shots in the win (27-of-53). Head coach **Kim Anderson's** group converted at a clip of 61.5 percent in the first half - a mark that matches Mizzou's best shooting half in SEC play. The Tigers also made 61.5 percent of their field goal attempts in the first half at Mississippi State (Jan. 25).

▶ Four Tigers scored in double figures for the seventh time this season, led by junior forward **Jordan Barnett** (St. Louis, Mo.), who scored 17 points to lead Mizzou in scoring for the fifth time this season.

SECOND ANNUAL #RALLYFORRHAN RAISES \$54,000

▶ Mizzou's second #RallyForRhyhan Game was a rousing success on and off the court at Mizzou Arena. Not only did the Tigers defeat Arkansas, 83-78, on Saturday, Feb. 4, but donations poured in to help fund pediatric cancer research.

▶ The gathered total of ticket proceeds, free will donations and t-shirt revenue brought the second #RallyForRhyhan event's mark up to more than \$54,000.

▶ With two #RallyForRhyhan events staged by Mizzou Athletics, more than \$100,000 has been raised for pediatric cancer research. The first #RallyForRhyhan Game,

played last season vs. Tennessee (Feb. 13, 2016) raised approximately \$50,000, and also ended in a 75-64 win for the Tigers.

WHAT A TURNAROUND

▶ Mizzou fell by a margin of 19 points on the road at Arkansas (Jan. 14) earlier this season, but bounced back to secure the win at home, 83-78, on Feb. 4.

▶ The last time Mizzou defeated a team it had lost to by 19 points in the same season was 2012-13, when on Jan. 19, 2013, the Tigers fell 83-52 at No. 10 Florida. One month later on Feb. 19, 2013, Mizzou beat No. 5 Florida, 63-60 at home in Mizzou Arena.

RUSS GOES BIG

▶ Senior forward **Russell Woods** (Chicago, Ill.) led Mizzou in scoring for the first time in his career in the Tigers' game vs. No. 23 South Carolina (Jan. 28), scoring a career-high 18 points (7-of-9 FG, 4-of-7 FT).

▶ The 18-point output was the seventh time in 2016-17 Woods has scored in double figures.

▶ Over the Alabama, Ole Miss, Mississippi State and South Carolina games, Woods averaged 11.0 points and 6.0 rebounds per game; the most successful four-game stretch of scoring in his career.

▶ Almost as impressively, Woods played a career-high 37 minutes against the Gamecocks, topping the equally impressive 34 minutes he played vs. Ole Miss (Jan. 21). Woods, often prone to falling into foul trouble, also played 30 minutes vs. Auburn (Jan. 10).

JORDANS GO FOR 18 EACH

▶ Junior forward **Jordan Barnett** (St. Louis, Mo.) and sophomore guard **Jordan Geist** (Fort Wayne, Ind.) led Mizzou in scoring at Mississippi State (Jan. 25), with both first-year Tigers dropping 18 points on the Bulldogs.

▶ Barnett had two previous outings of at least 18 points, scoring 18 vs. LSU (Jan. 4) for a then-career high before setting a new personal record with 20 points vs. Auburn (Jan. 10).

▶ Geist's 18 points matched his season-best for the Tigers, which he previously scored in his first start of the season for Mizzou vs. Lipscomb (Dec. 29).

▶ "The Jordans" combined for 36 points at Mississippi State, a new season-high for the duo. Previously, Barnett and Geist's best dual effort was 33 points vs. Lipscomb. Along with Geist's 18, Barnett added 15 points.

CAREER DAY FOR PURYEAR

▶ Sophomore forward **Kevin Puryear** (Blue Springs, Mo.) scored a career-high 26 points in the Ole Miss game (Jan. 21), the second time this season and fifth time in his career he has reached 20 points.

▶ Puryear set new career-highs in field goals made and three-pointers made, connecting on 11-of-14 from the field and 4-of-4 from beyond the three-point line.

▶ It was Mizzou's first 25-point individual outing in more than one year. Former Mizzou guard Wes Clark scored 26 points at South Carolina last season (Jan. 16, 2016).

▶ Additionally, a Tiger had not sank 11 field goals in a game since current NBA star **Jordan Clarkson** did so far Mizzou vs. Kentucky during the 2013-14 season. Clarkson, now with the Los Angeles Lakers, made 11-of-17 FG attempts against the Wildcats on Feb. 1, 2014.



Mizzou Men's Basketball has enjoyed a proud tradition of Tigers moving on to the Big League - the NBA. Two former Tigers are currently showing what they can do - Los Angeles' **Jordan Clarkson** and Toronto's **DeMarre Carroll**.

An unrestricted free agent prior to the 2016-17 season, Clarkson inked a four-year, \$50 million deal to remain with the Lakers. Clarkson averaged 15.5 points per game in 2015-16. He earned NBA All-Rookie First Team recognition after his debut campaign in the league, recording per-game totals of 11.9 points, 3.5 assists and 3.2 rebounds per game.



Carroll, the Junkyard Dog, turned a standout two-year stint with the Atlanta Hawks into a lucrative free agent deal with the Toronto Raptors before the 2015-16 season. Carroll signed a four-year, \$60 million deal with the Canadian club.

From 2013-16, Carroll averaged 11.7 points per game, as well as 5.3 rebounds per game.

Recent Mizzou NBA Draft History

Year	Name	Team	Rd.	Pick
2014	Jordan Clarkson	Washington Wizards (To L.A. Lakers)	2nd	46th
2013	Alex Oriakhi	Phoenix Suns	2nd	57th
2012	Kim English	Detroit Pistons	2nd	44th
	Marcus Denmon	San Antonio Spurs	2nd	59th
2009	DeMarre Carroll	Memphis Grizzlies	1st	27th
2005	Linas Kleiza	Portland Trailblazers (To Denver Nuggets)	1st	27th
2004	Rickey Paulding	Detroit Pistons	2nd	54th
2002	Kareem Rush	Toronto Raptors (To L.A. Lakers)	1st	20th
2000	Keyon Dooling	Orlando Magic (To L.A. Clippers)	1st	10th

SEASON-BEST ON THE BOARDS VS. AUBURN

▶ Mizzou pulled down 51 rebounds vs. Auburn (Jan. 10), setting a new season high in the process. Nearly half of the Tigers' boards were on the offensive glass, with the 25 offensive rebounds.

▶ Mizzou's 25 offensive boards are the most for the Tigers since recording 27 during the 2001-02 season vs. Grambling (Dec. 1, 2001). Mizzou also had 25 offensive rebounds during the 2006-07 season vs. Southern University (Dec. 30, 2006).

▶ After only posting one 50-rebound game under head coach **Kim Anderson's** watch entering the 2016-17 season, the Tigers have two such games under their belts this campaign. Mizzou hauled in 50 boards against Miami (Ohio) on Dec. 6.

▶ Prior to Mizzou recording 56 rebounds against Arkansas-Pine Bluff last season (Dec. 29, 2015), the Tigers had not recorded 50 or more rebounds in a game since the 2012-13 season (50 vs. Ole Miss, Feb. 9, 2013).

JB GETS COMFORTABLE

▶ Junior forward **Jordan Barnett** (St. Louis, Mo.) would need time shaking the rust off, warned head coach **Kim Anderson** prior to the Texas transfer becoming eligible. The Tigers' leader was on the mark, as Barnett totaled just seven points and seven rebounds over his first two appearances vs. EIU (Dec. 17) and Illinois (Dec. 21).

▶ Barnett has effectively acclimated himself now. He has reset his career high in scoring four times since becoming eligible. Barnett poured in 18 points vs. LSU (Jan. 4), scoring 14 in the first half on 6-of-9 field goal shooting. He then broke his person record with 20 points (6-of-18 FG, 2-of-8 3PT, 6-of-6 FT) vs. Auburn (Jan. 10), also recording six rebounds. He has since followed with two 23-point games for the Tigers (at Texas A&M, vs. Vanderbilt).

▶ The former *St. Louis Post-Dispatch* All-Metro Player of the Year (2014) has asserted himself on the boards, as well. Barnett has led the Tigers in rebounding in four of the last six games.

PHILLIPS NAMED SEC LEADERSHIP CHAIR

▶ In late September, sophomore guard **Terrence Phillips** (Orange County, Calif.) was voted chair of the Southeastern Conference Men's Basketball Leadership Council, a tremendous honor for the Tigers' point guard.

▶ Phillips was selected by a vote of his peers at a meeting of the SEC Basketball Leadership Councils in Birmingham earlier in the month of September. One representative from each of the SEC's 14 institutions comprised the council. In addition, Georgia's Houston Kessler was selected to serve as men's vice chair.

▶ Phillips will attend a portion of the SEC Athletics Directors meeting in March 2017 and the SEC Spring Meetings in June 2017, serving as both a representative of Mizzou and of the conference's men's basketball programs.

2016-17 SEC STANDINGS

(as of March 5)	CONF	OVERALL	HOME	ROAD	NEUTRAL	PF	PA	STRK
Kentucky	16-2	26-5	15-2	7-3	4-0	2690	2235	W8
Florida	14-4	24-7	9-1	8-4	7-2	2443	2058	L-1
Arkansas	12-6	23-8	15-3	6-5	2-0	2499	2300	W1
South Carolina	12-6	22-9	15-3	6-5	1-1	2253	1999	L-1
Ole Miss	10-8	19-12	13-5	4-6	2-1	2407	2363	W1
Alabama	10-8	17-13	10-5	5-6	2-2	2053	1942	L-1
Vanderbilt	10-8	17-14	11-5	5-6	1-3	2223	2138	W1
Georgia	9-9	18-13	12-5	5-7	1-1	2247	2187	L-1
Texas A&M	8-10	16-14	11-5	3-7	2-2	2135	2036	L-1
Tennessee	8-10	16-15	11-5	5-7	0-3	2326	2276	W1
Auburn	7-11	18-13	10-5	6-6	2-2	2490	2460	W1
Mississippi State	6-12	15-15	10-7	2-7	3-1	2186	2154	W1
LSU	2-16	10-20	8-8	1-10	1-2	2267	2493	L-1
Missouri	2-16	7-23	6-11	0-9	1-3	2053	2164	L-6

TOP 100 GUARD C.J. ROBERTS SIGNS WITH MIZZOU FOR 2017-18

▶ Mizzou and head coach **Kim Anderson** announced the signing of future student-athlete **C.J. Roberts** (North Richland Hills, Texas) to the program's 2017 recruiting class on Nov. 9. A 6-0, 180-pound combo guard, Roberts possesses impressive shooting range and scoring ability. He led his Richland High School squad to a Texas 6A State Championship Playoffs appearance as a junior in 2015-16.

▶ Averaging 22.5 points per game for head coach Richard Bacon's team in 2015-16, Roberts converted a blistering 52.0 percent of his field goal attempts as a junior. He scored 20 or more points on 13 different occasions and dropped 30 points three times, including a career-best 39 points against Permian Odessa in a 76-72 win on Dec. 10, 2015.

▶ Roberts shared his excitement for becoming a Tiger: "Mizzou is such a great fit for my family and me. We all feel so comfortable with the coaching staff, the players there and what the school can offer me. The coaching staff is an outstanding group of guys, on and off the court. I can tell they are knowledgeable about basketball, but everything else too. Coach Anderson wants to prepare you for life and what happens when the basketball stops bouncing."

2016-17 GAME-BY-GAME RESULTS

RECORD:	OVERALL	HOME	AWAY	NEUTRAL
ALL GAMES	7-23	6-11	0-9	1-3
CONFERENCE	2-16	2-7	0-9	0-0
NON-CONFERENCE	5-7	4-4	0-0	1-3

DATE	TIME (CT)	OPPONENT	RESULT	ATTENDANCE	HIGH POINTS	HIGH REBOUNDS
11-13-16	7 PM	ALABAMA A&M	W, 99-44	9139	(23)HUGHES, Frankie	(9)PURYEAR, Kevin (9)JACKSON, Willie
11-17-16	12 PM	vs #11 Xavier #	L, 82-83 (OT)	1991	(24)HUGHES, Frankie	(10)PURYEAR, Kevin
11-18-16	10:30 AM	vs Davidson #	L, 55-70	1002	(12)PURYEAR, Kevin	(6)PURYEAR, Kevin (6)WALTON, K.J.
11-20-16	11 AM	vs Tulane #	W, 67-62	400	(20)WALTON, K.J.	(10)WOODS, Russell
11-26-16	2 PM	NORTHWESTERN STATE	W, 84-60	9799	(19)WALTON, K.J.	(7)JACKSON, Willie
11-28-16	7 PM	NC CENTRAL	L, 52-62	9091	(17)PHILLIPS, Terrence	(6)WOODS, Russell (6)GEIST, Jordan
12-3-16	2 PM	WESTERN KENTUCKY	W, 59-56	9580	(18)HUGHES, Frankie	(8)PHILLIPS, Terrence (8)WOODS, Russell
12-6-16	7 PM	MIAMI (OHIO)	W, 81-55	9109	(19)PURYEAR, Kevin	(10)WOODS, Russell
12-10-16	11 AM	ARIZONA	L, 60-79	10151	(11)PURYEAR, Kevin	(7)PURYEAR, Kevin
12-17-16	2:30 PM	EASTERN ILLINOIS	L, 64-67	9618	(9)JACKSON, Willie	(6)PURYEAR, Kevin (9)WALTON, K.J.
12-21-16	6 PM	vs Illinois	L, 66-75	12409	(17)PURYEAR, Kevin	(9)PURYEAR, Kevin
12-29-16	7 PM	LIPSCOMB	L, 76-81	10121	(18)GEIST, Jordan	(13)BARNETT, Jordan
1-4-17	8 PM	*LSU	L, 77-88	9404	(18)BARNETT, Jordan	(9)BARNETT, Jordan
1-7-17	12 PM	*at Georgia	L, 66-71	8635	(20)PHILLIPS, Terrence	(9)BARNETT, Jordan
1-10-17	6 PM	*AUBURN	L, 72-77	9688	(20)BARNETT, Jordan	(13)WALTON, K.J.
1-14-17	5 PM	*at Arkansas	L, 73-92	15424	(14)BARNETT, Jordan	(6)BARNETT, Jordan (6)NIKKO, Reed
1-18-17	6 PM	*at Alabama	L, 56-68	10347	(16)PHILLIPS, Terrence	(6)PURYEAR, Kevin
1-21-17	2:30 PM	*OLE MISS	L, 71-75	10378	(26)PURYEAR, Kevin	(11)WOODS, Russell
1-25-17	6 PM	*at Mississippi State	L, 74-89	7101	(18)GEIST, Jordan	(8)BARNETT, Jordan (18)BARNETT, Jordan
1-28-17	7:30 PM	*SOUTH CAROLINA	L, 53-63	10190	(18)WOODS, Russell	(8)WOODS, Russell (8)PURYEAR, Kevin
2-2-17	6 PM	*at Florida	L, 54-93	10153	(14)PHILLIPS, Terrence	(4)NIKKO, Reed (4)WALTON, K.J. (4)PURYEAR, Kevin
2-4-17	5 PM	*ARKANSAS	W, 83-78	11434	(17)BARNETT, Jordan	(8)PURYEAR, Kevin
2-8-17	7:30 PM	*at Texas A&M	L, 73-76	8632	(23)BARNETT, Jordan	(8)WALTON, K.J.
2-11-17	2:30 PM	*VANDERBILT	W, 72-52	10279	(23)BARNETT, Jordan	(9)BARNETT, Jordan (9)WALTON, K.J.
2-15-17	7:30 PM	*ALABAMA	L, 54-57	9526	(12)WALTON, K.J.	(12)BARNETT, Jordan
2-18-17	12 PM	*at Tennessee	L, 70-90	14680	(18)PHILLIPS, Terrence	(6)NIKKO, Reed
2-21-17	8 PM	*KENTUCKY	L, 62-72	11574	(22)PHILLIPS, Terrence	(8)PURYEAR, Kevin
2-25-17	2:30 PM	*at Ole Miss	L, 77-80	7693	(22)HUGHES, Frankie	(9)NIKKO, Reed
2-28-17	6 PM	*TEXAS A&M	L, 43-60	9737	(15)PHILLIPS, Terrence	(6)HUGHES, Frankie
3-4-17	2:30 PM	*at Auburn	L, 78-89	7659	(19)PURYEAR, Kevin	(8)PURYEAR, Kevin
3-8-17	8:30 PM	vs. Auburn				

* - Conference game

- Tire Pros Invitational (ESPN Wide World of Sports Complex, Orlando, Fla.)

% - 36th Annual Bud Light Braggins' Rights Game (St. Louis, Mo.)

NCAA APPEARANCES: '44, '76, '78, '80, '81, '82, '83, '86, '87, '88, '89, '90, '92, '93, '95, '99, '00, '01, '02, '03, '09, '10, '11, '12, '13

2016-17 GAME-BY-GAME STATS

OPPONENT	DATE	SCORE	W/L	FG	FGA	PCT	3FG	FGA	PCT	FT	FTA	PCT	OFF	DEF	TOT	AVG	PF	A	TO	BLK	STL	PTS	AVG
ALABAMA A&M				16	60	.267	1	13	.077	11	15	.733	13	16	29	29.0	22	4	15	1	5	44	44.0
at Mizzou	11-13-16	99-44	W	35	56	.625	8	16	.500	21	33	.636	10	33	43	43.0	14	17	9	4	9	99	99.0
#11 Xavier				28	70	.400	2	22	.091	25	38	.658	19	33	52	40.5	24	14	14	9	8	83	63.5
vs. Mizzou	11-17-16	82-83	Lot	27	65	.415	8	26	.308	20	27	.741	9	30	39	41.0	28	13	14	4	5	82	90.5
Davidson				24	54	.444	10	30	.333	12	16	.750	6	30	36	39.0	19	14	16	5	6	70	65.7
vs. Mizzou	11-18-16	55-70	L	22	61	.361	3	16	.188	8	12	.667	11	26	37	39.7	15	14	15	2	6	55	78.7
Tulane				21	63	.333	9	19	.474	11	16	.688	10	22	32	37.2	19	15	14	4	5	62	64.8
vs. Mizzou	11-20-16	67-62	W	25	58	.431	4	17	.235	13	16	.813	12	31	43	40.5	18	13	18	2	10	67	75.8
NORTHWESTERN ST.				24	67	.358	5	25	.200	7	14	.500	15	23	38	37.4	22	12	18	4	5	60	63.8
at Mizzou	11-26-16	84-60	W	32	62	.516	7	20	.350	13	17	.765	8	32	40	40.4	17	19	14	2	9	84	77.4
North Carolina Central				19	52	.365	6	22	.273	18	23	.783	10	36	46	38.8	20	11	13	8	1	62	63.5
at Mizzou	11-28-16	52-62	L	17	68	.250	7	27	.259	11	20	.550	16	27	43	40.8	21	8	6	4	4	52	73.2
Western Kentucky				21	52	.404	3	15	.200	11	19	.579	4	26	30	37.6	20	11	15	4	7	56	62.4
at Mizzou	12-3-16	59-56	W	20	57	.351	5	24	.208	14	21	.667	14	30	44	41.3	16	10	17	1	10	59	71.1
Miami (Ohio)				18	59	.305	6	31	.194	13	19	.684	12	32	44	38.4	28	8	15	6	3	55	61.5
at Mizzou	12-6-16	81-55	W	25	67	.373	9	29	.310	22	31	.710	16	34	50	42.4	19	18	6	1	9	81	72.4
Arizona				29	61	.475	13	24	.542	8	10	.800	12	34	46	39.2	22	12	15	4	4	79	63.4
at Mizzou	12-10-16	60-79	L	18	55	.327	4	18	.222	20	30	.667	8	20	28	40.8	11	10	8	1	7	60	71.0
Eastern Illinois				22	66	.333	8	29	.276	15	17	.882	16	26	42	39.5	20	11	13	4	9	67	63.8
at Mizzou	12-17-16	64-67	L	23	56	.411	3	18	.167	15	24	.625	12	30	42	40.9	16	12	15	3	7	64	70.3
Illinois %				24	49	.490	7	17	.412	20	30	.667	7	31	38	39.4	21	11	15	3	3	75	64.8
vs. Mizzou	12-21-16	66-75	L	22	61	.361	6	19	.316	16	21	.762	8	21	29	39.8	22	9	8	2	4	66	69.9
Lipscomb				25	55	.455	10	26	.385	21	31	.677	7	27	34	38.9	30	15	10	3	6	81	66.2
at Mizzou	12-29-16	76-81	L	22	59	.373	4	20	.200	28	41	.683	18	29	47	40.4	23	9	14	5	3	76	70.4
LSU *				35	73	.479	7	18	.389	11	16	.688	10	34	44	39.3	22	17	10	5	9	88	67.8
at Mizzou	1-4-17	77-88	L	27	63	.429	7	27	.259	16	26	.615	10	31	41	40.5	14	16	14	5	3	77	70.9
at Georgia *				21	46	.457	2	13	.154	27	40	.675	5	39	44	39.6	19	11	20	4	7	71	68.1
Mizzou *	1-7-17	66-71	L	25	72	.347	6	36	.167	10	16	.625	11	24	35	40.1	28	11	13	2	10	66	70.6
Auburn *				25	59	.424	9	25	.360	18	33	.545	15	27	42	39.8	29	13	14	12	4	77	68.7
at Mizzou	1-10-17	72-77	L	22	68	.324	5	18	.278	23	33	.697	25	26	51	40.8	26	11	15	3	7	72	70.7
at Arkansas *				33	59	.559	10	23	.435	16	22	.727	9	27	36	39.6	25	18	14	5	5	92	70.1
Mizzou	1-14-17	73-92	L	22	57	.386	9	26	.346	20	32	.625	14	21	35	40.4	20	12	14	1	7	73	70.8
at Alabama *				23	53	.434	9	27	.333	13	28	.464	14	25	39	39.5	21	9	12	2	7	68	70.0
Mizzou	1-18-17	56-68	L	17	42	.405	7	14	.500	15	23	.652	5	26	31	39.9	26	10	19	2	8	56	69.9
Ole Miss *				24	56	.429	10	24	.417	17	23	.739	9	29	38	39.4	16	11	12	2	4	75	70.3
at Mizzou	1-21-17	71-75	L	27	61	.443	11	25	.440	6	17	.353	12	26	38	39.8	20	15	14	0	2	71	70.0
at Mississippi State *				32	56	.571	12	23	.522	13	25	.520	9	21	30	38.9	19	16	7	5	4	89	71.3
Mizzou	1-25-17	74-89	L	25	54	.463	7	21	.333	17	23	.739	11	21	32	39.4	22	10	10	0	1	74	70.2
South Carolina *				20	57	.351	9	25	.360	14	19	.737	11	32	43	39.2	19	9	14	4	6	63	70.8
at Mizzou	1-28-17	53-63	L	20	56	.357	1	17	.059	12	17	.706	9	29	38	39.3	21	8	15	0	2	53	69.3
at Florida *				30	66	.455	11	28	.393	22	27	.815	18	38	56	40.0	13	16	11	7	7	93	71.9
Mizzou	2-2-17	54-93	L	19	63	.302	8	21	.381	8	15	.533	11	21	32	39.0	21	7	13	0	8	54	68.6
Arkansas *				26	51	.510	7	16	.438	19	27	.704	12	21	33	39.6	24	11	17	1	6	78	72.2
at Mizzou	2-4-17	83-78	W	27	53	.509	6	21	.286	23	29	.793	6	20	26	38.4	23	13	10	1	8	83	69.3
at Texas A&M *				29	59	.492	9	23	.391	9	14	.643	11	29	40	39.7	16	22	14	8	5	76	72.3
Mizzou	2-8-17	73-76	L	29	62	.468	8	22	.364	7	10	.700	7	21	28	37.9	15	20	9	3	8	73	69.4
Vanderbilt *				17	51	.333	6	28	.214	12	15	.800	6	19	25	39.0	21	7	14	5	4	52	71.5
at Mizzou	2-11-17	72-52	W	23	56	.411	9	19	.474	17	22	.773	16	27	43	38.1	13	12	14	3	5	72	69.5
Alabama *				19	53	.358	5	20	.250	14	21	.667	14	25	39	39.0	20	7	11	1	5	57	70.9
at Mizzou	2-15-17	54-57	L	17	50	.340	4	19	.211	16	23	.696	10	26	36	38.0	17	6	9	3	7	54	68.9
at Tennessee *				27	58	.466	8	21	.381	28	37	.757	11	27	38	39.0	21	19	9	3	3	90	71.7
Mizzou	2-18-17	70-90	L	20	50	.400	7	21	.333	23	30	.767	8	22	30	37.7	27	11	14	1	7	70	69.0
Kentucky *				24	52	.462	5	18	.278	19	28	.679	10	34	44	39.2	22	10	17	5	2	72	71.7
at Mizzou	2-21-17	62-72	L	22	60	.367	4	22	.182	14	23	.609	7	24	31	37.5	23	4	9	3	5	62	68.7
at Ole Miss *				21	49	.429	11	21	.524	27	29	.931	13	25	38	39.1	21	10	17	3	5	80	72.0
Mizzou	2-25-17	77-80	L	28	62	.452	10	30	.333	11	14	.786	12	16	28	37.1	24	17	12	2	6	77	69.0
Texas A&M *				23	48	.479	8	21	.381	6	12	.500	10	34	44	39.3	18	13	16	5	7	60	71.6
at Mizzou	2-28-17	43-60	L	14	57	.246	7	29	.241	8	16	.500	13	18	31	36.9	13	8	9	3	8	43	68.1
at Auburn *				32	57	.561	9	26	.346	16	28	.571	9	32	41	39.4	22	16	12	9	6	89	72.1
Mizzou	3-4-17	78-89	L	22	64	.344	13	38	.342	21	26	.808	11	21	32	36.8	22	14	8	1	6		

2016-17 POINTS-REBOUNDS-ASSISTS

Opponent				01	03	05	10	11	13	14	15	21	24	25	32	33
				PHILLIPS	HUGHES	SMITH	RAU	WALTON	GLASSMAN	NIKKO	GEIST	BARNETT	PURYEAR	WOODS	WOLF	VANLEER
ALABAMA A&M	11-13-16	99-44	W	7-3-5	23-2-1	7-5-0	0-0-0	9-2-2	0-1-1	6-4-1	8-1-0	DNP	7-9-1	12-3-0	0-1-0	9-2-5
vs Xavier	11-17-16	82-83	LOT	21-7-5	24-5-3	0-1-0	DNP	0-0-0	DNP	2-2-1	0-2-0	DNP	22-10-3	4-1-0	DNP	3-2-1
vs Davidson	11-18-16	55-70	L	1-3-6	2-2-2	DNP	DNP	6-6-1	DNP	10-0-0	4-4-3	DNP	12-6-0	2-2-0	DNP	11-1-2
vs Tulane	11-20-16	67-62	W	2-2-1	14-4-1	DNP	DNP	20-4-2	DNP	5-5-1	5-7-3	DNP	11-2-0	5-10-2	DNP	3-1-3
NW STATE	11-26-16	84-60	W	3-3-8	11-2-1	6-2-0	0-0-0	19-4-0	0-0-0	4-1-0	3-3-3	DNP	11-6-2	6-5-0	0-0-0	10-5-3
NC CENTRAL	11-28-16	52-62	L	17-4-1	7-4-1	2-0-1	DNP	1-4-1	DNP	DNP	8-6-1	DNP	6-5-1	6-6-0	DNP	5-3-1
Western Kentucky	12-3-16	59-56	W	6-8-5	18-4-1	0-3-0	DNP	2-5-1	DNP	DNP	0-0-0	DNP	12-5-1	10-8-1	DNP	5-2-1
Miami (Ohio)	12-6-16	81-55	W	7-8-6	13-2-2	4-2-0	0-1-0	2-4-2	0-0-0	DNP	3-5-5	DNP	19-8-1	15-10-1	0-0-0	14-1-1
Arizona	2-10-16	60-79	L	3-2-2	10-5-1	5-2-0	DNP	5-1-1	DNP	DNP	3-2-1	DNP	11-7-1	8-6-0	DNP	8-2-4
Eastern Illinois	12-17-16	64-67	L	8-3-7	5-1-0	0-0-0	DNP	9-0-0	DNP	4-5-0	6-4-2	3-5-1	8-6-1	6-1-0	DNP	6-5-1
Illinois %	12-21-16	66-75	L	14-4-0	3-0-1	0-0-0	DNP	0-0-0	DNP	2-2-1	12-2-2	4-2-0	17-9-0	7-4-2	DNP	5-1-3
Lipscomb	12-29-16	76-81	L	6-4-4	DNP	2-2-1	DNP	9-3-0	DNP	2-1-0	18-4-2	15-13-0	14-6-1	10-8-0	DNP	0-3-1
LSU *	1-4-17	77-88	L	12-7-8	0-2-2	0-2-0	DNP	11-3-2	DNP	0-2-0	13-2-3	18-9-1	15-7-0	8-3-0	DNP	0-0-0
at Georgia *	1-7-17	66-71	L	20-4-2	2-1-0	DNP	DNP	13-3-1	DNP	0-0-0	5-3-2	15-9-3	2-5-0	9-6-2	DNP	0-2-1
Auburn *	1-10-17	72-77	L	12-6-6	9-3-2	DNP	DNP	8-13-2	DNP	2-1-0	10-1-1	20-6-0	4-9-0	7-8-0	DNP	0-0-0
at Arkansas *	1-14-17	73-92	L	13-2-4	6-2-1	DNP	DNP	6-4-2	DNP	2-6-1	13-3-0	14-6-2	11-4-1	5-3-0	0-0-0	3-1-1
at Alabama *	1-18-17	56-68	L	16-4-7	8-5-0	DNP	DNP	2-1-0	DNP	0-1-0	3-1-0	7-5-1	4-6-1	13-2-1	DNP	3-2-0
Ole Miss *	1-21-17	71-74	L	10-5-10	0-1-2	DNP	DNP	0-0-2	DNP	0-0-0	2-4-1	11-5-0	26-8-0	13-11-0	DNP	9-3-0
at Miss. State *	1-25-17	74-89	L	9-2-4	4-3-2	DNP	DNP	1-1-1	DNP	2-2-0	18-4-0	18-8-0	13-7-1	0-3-1	DNP	9-1-1
South Carolina *	1-28-17	53-63	L	5-2-3	DNP	DNP	DNP	12-4-1	DNP	0-0-0	6-4-2	2-5-0	7-8-0	18-8-0	DNP	3-3-2
at Florida *	2-2-17	54-93	L	14-3-3	0-3-0	DNP	0-1-0	10-4-0	0-1-0	5-4-1	5-4-1	6-1-0	8-4-2	0-2-0	0-0-0	6-1-0
Arkansas *	2-4-17	83-78	W	7-2-6	0-1-0	DNP	DNP	16-3-0	DNP	2-1-1	6-1-5	17-4-0	15-8-0	8-3-1	DNP	12-0-0
at Texas A&M *	2-8-17	73-76	L	9-6-7	3-2-1	DNP	DNP	12-8-2	DNP	2-1-0	5-1-1	23-7-2	9-1-4	7-1-1	0-0-0	3-0-2
Vanderbilt *	2-11-17	72-52	W	12-6-2	1-5-2	DNP	DNP	4-9-1	DNP	0-0-0	4-0-3	23-9-0	13-8-0	10-5-0	DNP	5-0-4
Alabama *	2-15-17	54-57	L	6-3-1	4-1-0	DNP	DNP	12-5-3	DNP	0-1-1	9-2-1	5-12-0	11-5-0	2-2-0	DNP	5-0-0
at Tennessee *	2-18-17	70-90	L	18-3-3	5-1-1	DNP	DNP	8-4-2	0-0-0	5-6-1	6-2-2	11-1-1	10-2-0	1-2-0	2-2-0	4-2-1
Kentucky *	2-21-17	62-72	L	22-4-3	2-0-0	DNP	DNP	9-2-0	DNP	2-2-0	6-1-0	13-7-1	4-8-0	4-4-0	DNP	0-0-0
at Ole Miss *	2-25-17	77-80	L	6-1-8	22-2-3	DNP	DNP	0-1-0	DNP	8-9-0	11-1-2	14-3-0	2-2-3	4-2-0	DNP	10-4-1
Texas A&M *	2-28-17	43-60	L	15-3-0	8-6-1	DNP	0-0-0	0-2-1	0-2-0	0-3-0	3-4-4	4-1-1	8-2-0	2-4-0	0-0-0	3-0-1
at Auburn *	3-4-17	78-89	L	15-0-5	9-4-1	DNP	DNP	0-2-0	DNP	4-2-0	13-6-5	12-4-0	19-8-1	6-2-0	0-0-0	0-1-2
vs. Auburn.	3-8-17	8:30 PM														

1



TERRENCE PHILLIPS

SO | G | 5-11 | 180

Orange County, Calif. // Oak Hill Academy (Va.)



PHILLIPS CAREER STATS

SEASON	G-GS	MIN	MPG	FG-A	FG%	3FG-A	3FG%	FT-A	FT%	OFF	DEF	REB	AVG.	AST/TO	BS/S	TP	AVG.
2015-16	31-31	813	26.2	81-212	.382	29-90	.322	52-72	.722	20	110	130	4.2	107/71	3/40	243	7.8
2016-17	30-21	848	28.3	96-259	.371	49-141	.348	75-96	.781	6	108	114	3.8	132/78	4/42	316	10.5
TOTAL	61-52	1661	27.2	177-471	.376	78-231	.338	127-168	.756	26	218	244	4.0	239/149	7/82	559	9.2

#1 AT A GLANCE

Games Where #1...	2016-17	Career
Scored 5+ points	26	48
Scored 10+ points	15	26
Scored 15+ points	8	11
Scored 20+ points	3	3
Hit 2+ 3-pointers	12	19
Hit 4+ 3-pointers	5	5
Recorded 3+ rebounds	21	42
Recorded 5+ rebounds	8	22
Dished 3+ assists	23	44
Dished 5+ assists	15	23
Recorded 3+ steals	3	7
Played 20+ minutes	29	57
Played 30+ minutes	15	25

#1 Game & Career Highs...

2016-17	Career
22, vs. Kentucky	22, vs. Kentucky
2-21-17 PTS	2-21-17
7, Twice	7, Twice
FGM	
17, at Georgia	17, at Georgia
1-7-17 FGA	1-7-17
5, Twice	5, Twice
3PTM	
12, at Georgia	12, at Georgia
1-7-17 3PTA	1-7
6, vs. Xavier	6, vs. Xavier
11-17-16 FTM	11-17-16
8, Twice	8, Twice
FTA	
8, Twice	10, Twice
REB	
10, vs. Ole Miss	10, vs. Ole Miss
1-21-17 AST	1-21-17
3, vs. Auburn	3, vs. Auburn
1-10-17 BLKS	1-10-17
5, vs. Miami (Ohio)	5, Twice
12-6-16 STLS	-
40, vs. Xavier	40, vs. Xavier
11-17-16 MIN	11-17-16

PHILLIPS 2016-17 GAME-BY-GAME

Opponent	Date	GS	Min	FG	FGA	Pct	3FG	FGA	Pct	FT	FTA	Pct	Off	Def	Tot	Avg	PF	FO	A	TO	Blk	Stl	Pts	Avg
ALABAMA A&M	11-13-16	*	20	2-3	667		0-0	.000		3-5	.600		0	3	3	3.0	2	0	5	3	0	0	7	7.0
vs Xavier	11-17-16	*	40	7-16	.438		1-6	.167		6-6	1.000		0	7	7	5.0	5	1	5	2	0	1	21	14.0
vs Davidson	11-18-16	*	24	0-8	.000		0-3	.000		1-2	.500		1	2	3	4.3	3	0	6	2	0	1	1	9.7
vs Tulane	11-20-16	*	28	1-6	.167		0-0	.000		0-0	.000		0	2	2	3.8	2	0	1	3	0	1	2	7.8
NW STATE	11-26-16	*	20	1-2	.500		1-1	1.000		0-0	.000		0	3	3	3.6	3	0	8	2	0	1	3	6.8
NC CENTRAL	11-28-16	*	21	6-10	.600		5-7	.714		0-0	.000		0	4	4	3.7	5	1	1	1	0	0	17	8.5
WESTERN KENTUCKY	12-3-16	*	33	2-6	.333		1-5	.200		1-2	.500		0	8	8	4.3	2	0	5	5	0	2	6	8.1
MIAMI (OHIO)	12-6-16	*	26	1-8	.125		1-6	.167		4-4	1.000		0	8	8	4.8	4	0	6	0	0	5	7	8.0
ARIZONA	12-10-16	*	16	0-3	.000		0-0	.000		3-5	.600		0	2	2	4.4	3	0	2	2	0	0	3	7.4
E. ILLINOIS	12-17-16	*	26	1-6	.167		1-4	.250		5-6	.833		0	3	3	4.3	3	0	7	3	0	1	8	7.5
vs Illinois	12-21-16	*	29	5-12	.417		3-5	.600		1-2	.500		0	4	4	4.3	2	0	0	1	0	1	14	8.1
LIPSCOMB	12-29-16	*	33	2-9	.222		0-3	.000		2-2	1.000		0	4	4	4.3	5	1	4	2	0	1	6	7.9
LSU *	1-4-17		30	4-10	.400		2-7	.286		2-2	1.000		0	7	7	4.5	3	0	8	1	0	2	12	8.2
at Georgia*	1-7-17		31	7-17	.412		5-12	.417		1-2	.500		0	4	4	4.4	4	0	2	1	0	2	20	9.1
AUBURN*	1-10-17		32	3-9	.333		1-2	.500		5-8	.625		3	3	6	4.5	4	0	6	5	3	3	12	9.3
at Arkansas*	1-14-17		31	3-10	.300		3-8	.375		4-4	1.000		0	2	2	4.4	3	0	4	2	0	2	13	9.5
at Alabama*	1-18-17		33	5-10	.500		3-5	.600		3-5	.600		0	4	4	4.4	5	1	7	4	0	4	16	9.9
OLE MISS*	1-21-17		33	3-12	.250		2-7	.286		2-3	.667		0	5	5	4.4	5	1	10	5	0	2	10	9.9
at Miss. State*	1-25-17		28	3-6	.500		1-4	.250		2-2	1.000		0	2	2	4.3	5	1	4	3	0	0	9	9.8
S. CAROLINA*	1-28-17		22	2-7	.286		0-4	.000		1-1	1.000		0	2	2	4.2	5	1	3	2	0	0	5	9.6
at Florida*	2-2-17		26	5-10	.500		4-6	.667		0-3	.000		0	3	3	4.1	4	0	3	2	0	1	14	9.8
ARKANSAS*	2-4-17	*	24	1-5	.200		0-2	.000		5-6	.833		0	2	2	4.0	4	0	6	2	0	2	7	9.7
at Texas A&M*	2-8-17	*	32	3-9	.333		1-3	.333		2-2	1.000		0	6	6	4.1	3	0	7	3	0	1	9	9.7
VANDERBILT*	2-11-17	*	33	5-11	.455		0-3	.000		2-2	1.000		1	5	6	4.2	2	0	2	6	0	2	12	9.8
ALABAMA*	2-15-17	*	22	1-4	.250		0-1	.000		4-5	.800		0	3	3	4.1	2	0	1	3	0	0	6	9.6
at Tennessee*	2-18-17	*	34	6-9	.667		4-6	.667		2-3	.667		0	3	3	4.1	2	0	3	4	0	2	18	9.9
KENTUCKY*	2-21-17	*	31	5-10	.500		4-8	.500		8-8	1.000		0	4	4	4.1	4	0	3	2	1	2	22	10.4
at Ole Miss*	2-25-17	*	30	3-9	.333		0-6	.000		0-0	.000		0	1	1	4.0	4	0	8	2	0	2	6	10.2
TEXAS A&M*	2-28-17	*	26	5-11	.455		3-8	.375		2-2	1.000		1	2	3	3.9	3	0	0	2	0	0	15	10.4
at Auburn*	3-4-17	*	34	4-11	.364		3-9	.333		4-4	1.000		0	0	0	3.8	3	0	5	3	0	1	15	10.5
vs. Auburn	3-8-17																							

HONORS:

- SEC Men's Basketball Leadership Council Chairman
- 2017 SEC Community Service Team

2016-17 (SOPHOMORE):

- Set career high with 22 points (5-of-10 FG, 4-of-8 3PT, 8-of-8 FT) against No. 11 Kentucky (Feb. 21), sinking all eight of his attempts from the free throw line.
- Posted his 200th career assist in game against South Carolina (Jan. 28).
- Recorded his second career double-double vs. Ole Miss (Jan. 21), scoring 10 points (3-of-12 FG, 2-of-7 3PT, 2-of-3 FT), while dishing a career-high 10 assists.
- Second 20-point game of his career with 20 points (7-of-17 FG, 5-of-12 3PT, 1-of-2 FT) at Georgia (Jan. 7), leading the Tigers in scoring off the bench (31 min.).
- First game of career coming off bench vs. LSU (Jan. 4) and matched career-best in assists (8) in 30 minutes of action.
- Filled the stat line vs. Miami (Ohio) on Dec. 6, scoring seven points while grabbing eight rebounds, dishing out six assists and grabbing five steals.
- Snagged a season-high eight rebounds and dished out five assists in a victory over Western Kentucky. Drained a career-high five three-pointers vs. NC Central (Nov. 28), leading the team in scoring with 17 points.
- Dished a career-high eight assists vs. Northwestern State (Nov. 26), his 12th career game of five assists or more.
- Career-best 21 points (7-of-16 FG, 1-of-6 3PT, 6-of-6 FT) vs. No. 11 Xavier (Nov. 17) at the Tire Pros Invitational in Orlando - the first 20-point game of his career.

2015-16 (FRESHMAN):

- One of two Tigers to start all 31 games of the 2015-16 campaign, averaging 7.8 points, 4.2 rebounds and 3.5 assists per game.
- Recorded 107 assists, a mark that ranks as the third-best freshman total in program history (117 - Phil Pressey; 109 - Jimmy McKinney).
- Trended upward to close his first collegiate season, averaging 10.3 points per game over the final three games of 2015-16, including the first double-double

(10 points, 10 rebounds) of his career in the season finale vs. Florida (March 5).

- Twice pulled down a season-high 10 rebounds over Mizzou's final three games, first doing so vs. Texas A&M (Feb. 27) and again vs. the Gators (March 5).
- Compiled a team-leading 40 steals, with his 2.9 steal percentage ranking seventh-best in the Southeastern Conference (2.9 percent of Mizzou's possessions that Phillips was on the court for, he recorded a steal).
- Ranked 13th in the conference overall and second out of freshmen in terms of assist rate (26.9), which is assists divided by the field goals made by teammates while on the court.
- Knocked down 29-of-90 three-point field goal attempts (32.2 percent), the fourth-highest deep range makes on the squad.
- Hit multiple three-pointers in seven games, including a season-best three on five separate occasions.

OAK HILL ACADEMY:

- Led national powerhouse Oak Hill Academy (Mouth of Wilson, Va.) to an 88-4 record as the team's starting point guard his last two seasons.
- Averaged 8.7 assists, 7.7 points and 4.2 steals per game while leading Oak Hill to a 47-1 season as a senior, with the squad also spending 10 weeks as the nation's No. 1-ranked boys basketball team.
- Broke Oak Hill's career assists record that was previously held by former North Carolina standout Jeff McInnis.

PERSONAL:

- Son of Alice Knox and Ted Phillips, and born on Jan. 12, 1996, in Los Angeles, California.
- Athlete he most looks up to and models his game after is Chris Paul.
- Favorite TV show is 'Friends'.
- Considered Mizzou the most in the recruiting process due to the Tigers coaching staff's ongoing presence.
- Names NBA star Kobe Bryant as most influential person he has met.

NCAA APPEARANCES: '44, '76, '78, '80, '81, '82, '83, '86, '87, '88, '89, '90, '92, '93, '95, '99, '00, '01, '02, '03, '09, '10, '11, '12, '13



FRANKIE HUGHES

FR | G | 6-4 | 192

Cleveland, Ohio // Garfield Heights HS



HUGHES CAREER STATS

SEASON	G-GS	MIN	MPG	FG-A	FG%	3FG-A	3FG%	FT-A	FT%	OFF	DEF	REB	AVG.	AST/TO	BS/S	TP	AVG.
2016-17	28-11	531	19.0	72-245	.294	41-155	.265	28-50	.560	14	59	73	2.6	32/38	1/19	213	7.6
TOTAL	28-11	531	19.0	72-245	.294	41-155	.265	28-50	.560	14	59	73	2.6	32/38	1/19	213	7.6

#3 AT A GLANCE

Games Where #3...	2016-17
Scored 10+ points	8
Scored 15+ points	4
Scored 20+ points	3
Hit 5+ FGs	5
Hit 2+ 3-pointers	11
Hit 5+ 3-pointers	2
Recorded 3+ rebounds	12
Dished 3+ assists	2
Recorded 3+ steals	1
Played 20+ minutes	15
Played 30+ minutes	2

#3 Game & Career Highs...

2016-17	Career
24, vs. Xavier	-
11-17-16	PTS
9, vs. Alabama A&M	-
11-13-16	FGM
20, vs. Xavier	-
11-17-16	FGA
5, Twice	-
	3PTM
13, vs. Xavier	-
11-17-16	3PTA
5, 3 times	-
	FTM
6, 3 times	-
	FTA
6, vs. Texas A&M	-
2-28-17	REB
3, Twice	-
	AST
1, vs. Alabama A&M	-
11-13-16	BLKS
3, vs. Xavier	-
11-17-16	STLS
41, vs. Xavier	-
11-17-16	MIN

HUGHES 2016-17 GAME-BY-GAME

Opponent	Date	GS	Min	FG	FGA	Pct	3FG	FGA	Pct	FT	FTA	Pct	Off	Def	Tot	Avg	PF	FO	A	TO	Blk	Stl	Pts	Avg
ALABAMA A&M	11-13-16	*	21	9-14	643		4-9	444		1-4	250		1	1	2	2.0	0	0	1	1	1	2	23	23.0
vs Xavier	11-17-16	*	41	8-20	400		5-13	385		3-5	600		2	3	5	3.5	1	0	3	4	0	3	24	23.5
vs Davidson	11-18-16	*	25	1-11	091		0-4	000		0-1	000		0	2	2	3.0	2	0	2	3	0	1	2	16.3
vs Tulane	11-20-16	*	20	6-13	462		2-7	286		0-0	000		1	3	4	3.3	0	0	1	2	0	1	14	15.8
NW STATE	11-26-16	*	20	3-11	273		2-8	250		3-4	750		0	2	2	3.0	1	0	1	2	0	0	11	14.8
NC CENTRAL	11-28-16	*	23	3-14	214		1-8	125		0-2	000		2	2	4	3.2	2	0	1	0	0	1	7	13.5
WESTERN KENTUCKY	12-3-16	*	35	5-15	333		3-10	300		5-6	833		1	3	4	3.3	2	0	1	2	0	1	18	14.1
MIAMI (OHIO)	12-6-16	*	26	4-16	250		3-11	273		2-3	667		1	1	2	3.1	3	0	2	0	0	2	13	14.0
ARIZONA	12-10-16	*	29	2-13	154		1-8	125		5-6	833		1	4	5	3.3	1	0	1	0	0	1	10	13.6
E. ILLINOIS	12-17-16	*	23	2-6	333		1-3	333		0-0	000		0	1	1	3.1	3	0	0	2	0	0	5	12.7
vs Illinois	12-21-16	*	21	1-11	091		1-5	200		0-0	000		0	0	0	2.8	2	0	1	0	0	0	3	11.8
Lipscomb	12-29-16			DNP - Coach's Decision																				
LSU *	1-4-17		15	0-3	000		0-3	000		0-0	000		0	2	2	2.8	0	0	2	0	0	1	0	10.8
at Georgia*	1-7-17		11	1-8	125		0-5	000		0-0	000		0	1	1	2.6	0	0	0	0	0	1	2	10.2
AUBURN*	1-10-17		14	3-9	333		1-5	200		2-3	667		1	2	3	2.6	1	0	2	1	0	0	9	10.1
at Arkansas*	1-14-17		17	2-7	286		2-6	333		0-0	000		0	2	2	2.6	0	0	1	4	0	0	6	9.8
at Alabama*	1-18-17		23	3-6	500		2-3	667		0-3	000		0	5	5	2.8	4	0	2	0	0	0	8	9.7
OLE MISS*	1-21-17		4	0-2	000		0-2	000		0-0	000		1	0	1	2.6	2	0	2	1	0	0	0	9.1
at Miss. State*	1-25-17		13	2-5	400		0-1	000		0-0	000		0	3	3	2.7	2	0	2	2	0	0	4	8.8
S. Carolina *	1-28-17			DNP - Coach's Decision																				
at Florida*	2-2-17		15	0-8	000		0-4	000		0-0	000		0	3	3	2.7	2	0	0	1	0	0	0	8.4
ARKANSAS*	2-4-17		5	0-0	000		0-0	000		0-0	000		0	1	1	2.6	2	0	0	1	0	0	0	8.0
at Texas A&M*	2-8-17		12	1-3	333		1-3	333		0-1	000		0	2	2	2.6	0	0	1	0	0	1	3	7.7
VANDERBILT	2-11-17		9	0-3	000		0-1	000		1-2	500		1	4	5	2.7	0	0	2	1	0	0	1	7.4
ALABAMA*	2-15-17		13	1-4	250		1-4	250		1-2	500		0	1	1	2.6	1	0	0	1	0	0	4	7.3
at Tennessee*	2-18-17		13	2-4	500		1-3	333		0-0	000		0	1	1	2.5	3	0	1	2	0	0	5	7.2
KENTUCKY*	2-21-17		9	1-4	250		0-3	000		0-0	000		0	0	0	2.4	0	0	0	1	0	0	2	7.0
at Ole Miss*	2-25-17		27	6-16	375		5-11	455		5-6	833		0	2	2	2.4	2	0	3	2	0	2	22	7.5
TEXAS A&M*	2-28-17		24	3-9	333		2-7	286		0-2	000		2	4	6	2.6	0	0	1	1	0	2	8	7.6
at Auburn*	3-4-17		23	3-10	300		3-8	375		0-0	000		0	4	4	2.6	3	0	1	2	0	0	9	7.6
vs. Auburn	3-8-17																							

2016-17 (FRESHMAN):

- Three-straight games of hitting multiple three-pointers with his 3-of-8 effort at Auburn (March 4), scoring nine points.
- Broke out for 22 points (6-of-16 FG, 5-of-11 3PT, 5-of-6 FT) in 27 minutes off the bench at Ole Miss (Feb. 25), matching his season-best with five three-pointers.
- Matched season-high with five rebounds in the win vs. Vanderbilt (Feb. 11), including a momentum-building offensive board late in second half action.
- Continued stretch of making multiple three-pointers in each of Mizzou's five victories, draining three shots from beyond the arc in a win over Miami (Ohio) on Dec. 6, scoring 13 points.
- Led the Tigers in scoring (18 points) in the win over Western Kentucky (Dec. 3), draining two three-pointers and connecting on 5-of-6 from the free throw line.
- Picked up his third double-digit scoring performance out of four games to start his career with 14 points vs. Tulane (Nov. 20) at the Tire Pros Invitational in Orlando, Fla.
- Became the first Tiger to ever start his career with back-to-back 20-point games with 24 points vs. No. 11 Xavier (Nov. 17) at the Tire Pros Invitational in Orlando, Fla.
- Matched the program record for a freshman debut with his 23 points vs. Alabama A&M (Nov. 13), equaling all-time great Steve Stipanovich, who scored 23 points for Mizzou as a freshman against Southwest Texas State in 1979.

GARFIELD HEIGHTS HIGH SCHOOL:

- Averaged 19.0 points and 5.0 rebounds per game as a senior for Garfield Heights in 2015-16, leading head coach Sonny Johnson's squad to a strong 23-5 record and a second consecutive Ohio Division I State Semifinals appearance.
- Played alongside fellow Mizzou freshman Willie Jackson, who were both named to the Associated Press' Division I All-Ohio First Team to close their senior seasons.
- Honored to *cleveland.com's* boys basketball All-Star team for his efforts

following the 2015-16 season.

- Scored 20-or-more points on five separate occasions as a senior, including an impressive 20-point outing in Garfield's double-overtime win over Shaw that earned the school the regional crown.
- Ranked as highly as the 11th-best high school prospect in the state of Ohio during his senior season, according to *247sports.com*.
- Previously signed a national letter of intent to Louisville before asking for his release, while also considering interest from Miami (Fla.), Texas A&M, VCU, Wichita State and Wisconsin, among others, at the time.

PERSONAL:

- Son of Shondra and Terry Hughes, and born on Nov. 11, 1997.
- Was sold on Mizzou during the recruiting process thanks to a strong connection with the coaching staff and feeling a sense of family within the program.



JAKOBY KEMP

FR | F | 6-9 | 215

Layton, Utah // Layton HS



KEMP CAREER STATS

SEASON	G-GS	MIN	MPG	FG-A	FG%	3FG-A	3FG%	FT-A	FT%	OFF	DEF	REB	AVG.	AST/TO	BS/S	TP	AVG.
2016-17																	
TOTAL																	

#4 AT A GLANCE

Games Where #4...	2016-17
Scored 5+ points	-
Scored 10+ points	-
Scored 15+ points	-
Hit 2+ 3-pointers	-
Recorded 3+ rebounds	-
Recorded 5+ rebounds	-
Dished 3+ assists	-
Dished 5+ assists	-
Recorded 3+ steals	-
Played 20+ minutes	-
Played 30+ minutes	-

#4 Game & Career Highs...	2016-17	Career
PTS	-	-
FGM	-	-
FGA	-	-
3PTM	-	-
3PTA	-	-
FTM	-	-
FTA	-	-
REB	-	-
AST	-	-
BLKS	-	-
STLS	-	-
MIN	-	-

KEMP 2016-17 GAME-BY-GAME

Opponent	Date	GS	Min	FG	FGA	Pct	3FG	FGA	Pct	FT	FTA	Pct	Off	Def	Tot	Avg	PF	FO	A	TO	Blk	Stl	Pts	Avg
ALABAMA A&M	11-13-16																							
vs Xavier	11-17-16																							
vs Davidson	11-18-16																							
vs Tulane	11-20-16																							
NW STATE	11-26-16																							
N.C. Central	11-28-16																							
Western Kentucky	12-3-16																							
Miami (Ohio)	12-6-16																							
Arizona	12-10-16																							
Eastern Illinois	12-17-16																							
vs. Illinois	12-21-16																							
Lipscomb	12-29-16																							
LSU *	1-4-17																							
at Georgia *	1-7-17																							
Auburn *	1-10-17																							
at Arkansas *	1-14-17																							
at Alabama *	1-18-17																							
Ole Miss *	1-21-17																							
at Miss. State *	1-25-17																							
S. Carolina *	1-28-17																							
at Florida *	2-2-17																							
Arkansas *	2-4-17																							
at Texas A&M *	2-8-17																							
Vanderbilt *	2-11-17																							
Alabama *	2-15-17																							
at Tennessee *	2-18-17																							
Kentucky *	2-21-17																							
at Ole Miss *	2-25-17																							
Texas A&M *	2-28-17																							
at Auburn *	3-4-17																							
vs. Auburn	3-8-17																							

LAYTON HIGH SCHOOL:

- ▼ Averaged 12.6 points and 6.6 rebounds per game while helping power Layton to the Utah Class 5A State Championship semifinals as a senior in 2015-16.
- ▼ Substantial growth spurt leading up to his final season for Layton head coach Kelby Miller, evolving from a wing player into an all-state honorable mention forward to close his career.
- ▼ Helped the Lancers to their first state title since 1988 as a junior in 2014-15, chipping in 11 points in the championship game of Utah's largest high school division.
- ▼ Layton and Kemp overcame a 13-point second-half deficit to edge Brighton High School, 48-46, to take the crown.
- ▼ Blossomed as a senior forward, nearly doubling his scoring average from his junior season (6.9 points per game).
- ▼ Selected to play in the Utah High School Basketball Coaches Association's Senior All-Star Game at the conclusion of his final Layton season.
- ▼ Also earned all-state honorable mention from *The Deseret News*.
- ▼ Drew heavy interest from other programs throughout the summer of 2016, including LSU, Georgia Tech, Memphis, TCU and Southern Miss.

PERSONAL:

- ▼ Born on Sept. 22, 1997.
- ▼ Given first name is "Kedric", but chooses to go by his middle name, "Jakoby".
- ▼ Older brother, Marcus Kemp, is a senior wide receiver at Hawaii.
- ▼ Mother, Karen Martin, and step father, Derrick Martin, reside in Layton.
- ▼ Chose Mizzou due to his immediate connection with the Mizzou coaching staff, the reputation of the Southeastern Conference and his desire to help build the Tigers basketball program.



MITCHELL SMITH

FR | F | 6-10 | 210

Van Buren, Ark. // Van Buren HS



SMITH CAREER STATS

SEASON	G-GS	MIN	MPG	FG-A	FG%	3FG-A	3FG%	FT-A	FT%	OFF	DEF	REB	AVG.	AST / TO	BS / S	TP	AVG.
2016-17	11-0	83	7.5	10-17	.588	0-0	.000	6-14	.429	3	16	19	1.7	2 / 7	4 / 3	26	2.4
TOTAL	11-0	83	7.5	10-17	.588	0-0	.000	6-14	.429	3	16	19	1.7	2 / 7	4 / 3	26	2.4

#5 AT A GLANCE

Games Where #5..	2016-17
Scored 5+ points	3
Scored 10+ points	-
Hit 2+ FGs	3
Recorded 3+ rebounds	2
Recorded 5+ rebounds	1
Recorded 2+ blocks	-
Played 10+ minutes	4

#5 Game & Career Highs...

2016-17	Career
7, vs. Alabama A&M	-
11-13-16	PTS
3, twice	-
11-13-16	FGM
4, vs. Alabama A&M	-
11-13-16	FGA
-	-
-	3PTM
-	-
-	3PTA
2, twice	-
-	FTM
3, vs. Alabama A&M	-
11-13-16	FTA
5, vs. Alabama A&M	-
11-13-16	REB
1, twice	-
-	AST
1, 4 times	-
-	BLKS
-	-
-	STLS
15, vs. Arizona	-
12-10-16	MIN

SMITH 2016-17 GAME-BY-GAME

Opponent	Date	GS	Min	FG	FGA	Pct	3FG	FGA	Pct	FT	FTA	Pct	Off	Def	Tot	Avg	PF	FO	A	TO	Blk	Stl	Pts	Avg
ALABAMA A&M	11-13-16	13	3-4	750	0-0	.000	1-3	333	1	4	5	5.0	2	0	0	1	1	0	1	0	7	7.0		
vs Xavier	11-17-16	2	0-0	.000	0-0	.000	0-2	.000	1	0	1	3.0	1	0	0	0	0	0	0	0	0	0	3.5	
vs. Davidson	11-18-16	DNP - Coach's Decision																						
vs. Tulane	11-20-16	DNP - Coach's Decision																						
NW STATE	11-26-16	8	3-3	1.000	0-0	.000	0-0	.000	0	2	2	2.7	2	0	0	2	1	0	6	4.3				
NC CENTRAL	11-28-16	8	0-1	.000	0-0	.000	2-2	1.000	0	0	0	2.0	2	0	1	0	0	0	2	3.8				
WESTERN KENTUCKY	12-3-16	12	0-1	.000	0-0	.000	0-1	.000	0	3	3	2.2	2	0	0	0	1	0	3.0					
MIAMI (OHIO)	12-6-16	10	1-2	.500	0-0	.000	2-2	1.000	0	2	2	2.2	3	0	0	0	1	1	4	3.2				
ARIZONA	12-10-16	15	2-3	.667	0-0	.000	1-2	.500	0	2	2	2.1	1	0	0	0	1	0	5	3.4				
EASTERN ILLINOIS	12-17-16	4	0-0	.000	0-0	.000	0-0	.000	0	0	0	1.9	0	0	0	0	0	0	0	3.0				
vs Illinois	12-21-16	1	0-0	.000	0-0	.000	0-0	.000	0	0	0	1.7	2	0	0	1	0	0	0	2.7				
LIPSCOMB	12-29-16	6	1-2	.500	0-0	.000	0-0	.000	0	2	2	1.7	1	0	1	1	0	1	2	2.6				
LSU *	1-4-17	4	0-1	.000	0-0	.000	0-2	.000	1	1	2	1.7	0	0	0	2	0	0	0	2.4				
at Georgia *	1-7-17	DNP - Injury																						
Auburn *	1-10-17	DNP - Injury																						
at Arkansas *	1-14-17	DNP - Injury																						
at Alabama *	1-18-17	DNP - Injury																						
Ole Miss *	1-21-17	DNP - Injury																						
at Miss. State *	1-25-17	DNP - Injury																						
S. Carolina *	1-28-17	DNP - Injury																						
at Florida *	2-2-17	DNP - Injury																						
Arkansas *	2-4-17	DNP - Injury																						
at Texas A&M *	2-8-17	DNP - Injury																						
Vanderbilt *	2-11-17	DNP - Injury																						
Alabama *	2-15-17	DNP - Injury																						
at Tennessee *	2-18-17	DNP - Injury																						
Kentucky *	2-21-17	DNP - Injury																						
at Ole Miss *	2-25-17	DNP - Injury																						
Texas A&M *	2-28-17	DNP - Injury																						
at Auburn *	3-4-17	DNP - Injury																						
vs. Auburn	3-8-17																							

2016-17 (FRESHMAN):

- ▼ Sideline for the remainder of the 2016-17 season after suffering a knee injury vs. LSU (Jan. 4).
- ▼ Season-high minutes vs. No. 20 Arizona (Dec. 10) to that point in the season, playing 15 minutes off the bench with five points and two rebounds.
- ▼ Seven points (3-of-4 FG, 1-of-3 FT) in his collegiate debut vs. Alabama A&M (Nov. 13), playing 13 minutes off the bench.

VAN BUREN HIGH SCHOOL:

- ▼ Averaged 19.2 points and 9.9 rebounds per game for Van Buren High School and head coach Randy Loyd as a senior in 2015-16.
- ▼ Broke Van Buren's career scoring record halfway through his senior season, reaching 1,359 points and surpassing a 35-year old record.
- ▼ Set career marks at Van Buren in several categories, including points (1,559), rebounds (865), blocks (163) and double-doubles (36).
- ▼ Led the Pointers to back-to-back Arkansas Class 7A State Championship semifinal appearances, as well as consecutive outright conference championships.
- ▼ Earned Arkansas Player of the Year Recognition from the *Southwest Times* following his standout senior campaign.

PERSONAL:

- ▼ Grew up focusing on baseball, but switched to basketball exclusively heading into high school as a 6-7 freshman-to-be.
- ▼ Enjoyed the connection he made with the Mizzou coaching staff during the recruiting process.
- ▼ Son of Selvin Smith and born on Oct. 28, 1997.

10



BRETT RAU

JR | G | 6-4 | 170

Burlington, Ill. // Burlington Central HS // Elgin Community College (Ill.)

#10 AT A GLANCE

Games Where #10... 2016-17

Scored 5+ points	-
Scored 10+ points	-
Scored 15+ points	-
Hit 2+ 3-pointers	-
Recorded 3+ rebounds	-
Recorded 5+ rebounds	-
Dished 3+ assists	-
Dished 5+ assists	-
Recorded 3+ steals	-
Played 20+ minutes	-
Played 30+ minutes	-

#10 Game & Career Highs...

2016-17 Career

PTS	-
FGM	-
1, at Florida	-
2-2-17	FGA
-	-
-	3PTM
-	-
-	3PTA
-	-
-	FTM
-	-
-	FTA
1, Twice	-
-	REB
-	-
-	AST
-	-
-	BLKS
1, at Florida	-
2-2-17	STLS
2, twice	-
-	MIN

RAU CAREER STATS

SEASON	G-GS	MIN	MPG	FG-A	FG%	3FG-A	3FG%	FT-A	FT%	OFF	DEF	REB	AVG.	AST / TO	BS / S	TP	AVG.
2016-17	5-0	7	1.4	0-1	.000	0-0	.000	0-0	.000	2	0	2	0.4	0 / 1	0 / 1	0	0.0
TOTAL	5-0	7	1.4	0-1	.000	0-0	.000	0-0	.000	2	0	2	0.4	0 / 1	0 / 1	0	0.0

RAU 2016-17 GAME-BY-GAME

Opponent	Date	GS	Min	FG	FGA	Pct	3FG	FGA	Pct	FT	FTA	Pct	Off	Def	Tot	Avg	PF	FO	A	TO	Blk	Stl	Pts	Avg
ALABAMA A&M	11-13-16	2		0-0		.000	0-0		.000	0-0		.000	0	0	0	0.0	0	0	0	1	0	0	0	0.0
vs. Xavier	11-17-16			DNP - Coach's Decision																				
vs. Davidson	11-18-16			DNP - Coach's Decision																				
vs. Tulane	11-20-16			DNP - Coach's Decision																				
NW STATE	11-26-16	2		0-0		.000	0-0		.000	0-0		.000	0	0	0	0.0	0	0	0	0	0	0	0	0.0
N.C. Central	11-28-16			DNP - Coach's Decision																				
Western Kentucky	12-3-16			DNP - Coach's Decision																				
MIAMI (OHIO)	12-6-16	1		0-0		.000	0-0		.000	0-0		.000	1	0	1	0.3	0	0	0	0	0	0	0	0.0
Arizona	12-10-16			DNP - Coach's Decision																				
Eastern Illinois	12-17-16			DNP - Coach's Decision																				
vs. Illinois	12-21-16			DNP - Coach's Decision																				
Lipscomb	12-29-16			DNP - Coach's Decision																				
LSU *	1-4-17			DNP - Coach's Decision																				
at Georgia *	1-7-17			DNP - Coach's Decision																				
Auburn *	1-10-17			DNP - Coach's Decision																				
at Arkansas *	1-14-17			DNP - Coach's Decision																				
at Alabama *	1-18-17			DNP - Coach's Decision																				
Ole Miss *	1-21-17			DNP - Coach's Decision																				
at Miss. State *	1-25-17			DNP - Coach's Decision																				
S. Carolina *	1-28-17			DNP - Coach's Decision																				
at Florida *	2-2-17	1		0-1		.000	0-0		.000	0-0		.000	1	0	1	0.5	0	0	0	0	1	0	0.0	
Arkansas *	2-4-17			DNP - Coach's Decision																				
at Texas A&M *	2-8-17			DNP - Coach's Decision																				
Vanderbilt *	2-11-17			DNP - Coach's Decision																				
Alabama *	2-15-17			DNP - Coach's Decision																				
at Tennessee *	2-18-17			DNP - Coach's Decision																				
Kentucky *	2-21-17			DNP - Coach's Decision																				
at Ole Miss *	2-25-17			DNP - Coach's Decision																				
TEXAS A&M *	2-28-17	1		0-0		.000	0-0		.000	0-0		.000	0	0	0	0.4	0	0	0	0	0	0	0.0	
at Auburn *	3-4-17			DNP - Coach's Decision																				
vs. Auburn	3-8-17			DNP - Coach's Decision																				

ELGIN COMMUNITY COLLEGE:

- ▼ Earned Second Team NJCAA All-America recognition as a sophomore at Elgin Community College (NJCAA Div. II) during the 2015-16 season.
- ▼ Averaged 15.5 points, 5.2 rebounds and 2.9 assists per game while leading head coach Reed Nobsch's Spartans to a 20-11 record and Skyway Conference championship.
- ▼ Efficient from the floor, hitting on 44.9 percent of his overall field goals attempts (172-of-383) and 35.8 percent of his three-point tries (29-of-81).
- ▼ Averaged a strong 19.6 points per game for Elgin in the final five-game stretch of his junior college career.
- ▼ Surged as a sophomore at Elgin after posting 4.0 points and 2.3 rebounds per game as a freshman in 2014-15.
- ▼ Took Mizzou coaching staff up on opportunity to join squad as a preferred walk-on over a handful of Division II scholarship offers.

BURLINGTON CENTRAL HIGH SCHOOL:

- ▼ Helped lead Burlington Central High School to an 18-9 record as a senior in 2013-14.
- ▼ Also played soccer for Burlington Central, taking the pitch at goalkeeper.
- ▼ Once scored eight goals on his own during a high school soccer match.

PERSONAL:

- ▼ Son of Dawn Rau and Dave Prose, and born on July 24, 1996.

NCAA APPEARANCES: '44, '76, '78, '80, '81, '82, '83, '86, '87, '88, '89, '90, '92, '93, '95, '99, '00, '01, '02, '03, '09, '10, '11, '12, '13

11



K.J. WALTON

SO | G | 6-3 | 200

Indianapolis, Ind. // Brownsburg HS



WALTON CAREER STATS

SEASON	G-GS	MIN	MPG	FG-A	FG%	3FG-A	3FG%	FT-A	FT%	OFF	DEF	REB	AVG.	AST/TO	BS/S	TP	AVG.
2015-16	31-7	427	13.8	50-115	.435	11-30	.367	54-78	.692	24	34	58	1.9	27/23	2/14	165	5.3
2016-17	30-17	582	19.4	66-170	.388	5-23	.217	69-112	.616	41	61	102	3.4	30/36	0/36	206	6.9
TOTAL	61-24	1009	16.5	116-285	.407	16-53	.302	123-190	.647	65	95	160	2.6	57/59	2/50	371	6.1

#11 AT A GLANCE

Games Where #11..	2016-17	Career
Scored 5+ points	18	34
Scored 10+ points	9	18
Scored 15+ points	3	3
Hit 5+ FGs	4	4
Hit 2+ 3-pointers	-	3
Hit 5+ free throws	6	9
Recorded 5+ rebounds	6	8
Multiple assists	10	15
Dished 3+ assists	1	4
Multiple steals	12	15
Played 20+ minutes	13	18
Played 30+ minutes	5	6

#11 Game & Career Highs...

2016-17	Career
20, vs. Tulane	20, vs. Tulane
11-20-16	PTS 11-20-16
6, 3 times	6, 3 times
	FGM
12, at Texas A&M	12, at Texas A&M
2-10-17	FGA 2-10-17
1, 4 times	3, at LSU
-	3PTM 3-1-16
3, vs. Arkansas	4, Florida
2-4-17	3PTA 3-5-16
8, vs. Tulane	9, UMES
11-20-16	FTM 11-15-15
9, Twice	10, UMES
	FTA 11-15-15
13, vs. Auburn	13, vs. Auburn
1-10-17	REB 1-10-17
3, vs. Alabama	4, at Ole Miss
2-15-17	AST 2-23-16
-	1, Twice
-	BLKS
4, vs. NW State	4, vs. NW State
11-26-16	STLS 11-26-16
33, vs. Kentucky	33, vs. Kentucky
2-21-17	MIN 2-21-17

WALTON 2015-16 GAME-BY-GAME

Opponent	Date	GS	Min	FG	FGA	Pct	3FG	FGA	Pct	FT	FTA	Pct	Off	Def	Tot	Avg	PF	FO	A	TO	Blk	Stl	Pts	Avg
ALABAMA A&M	11-13-16	18	4-6	.667	0-0	.000	1-2	.500	1	1	2	2.0	2	0	2	1	0	2	1	0	2	9	9.0	
vs Xavier	11-17-16	8	0-0	.000	0-0	.000	0-0	.000	0	0	0	1.0	2	0	0	1	0	0	0	0	0	0	4.5	
vs Davidson	11-18-16	17	2-6	.333	0-1	.000	2-2	1.000	3	3	6	2.7	2	0	1	2	0	1	2	0	1	6	5.0	
vs Tulane	11-20-16	19	6-8	.750	0-1	.000	8-9	.889	1	3	4	3.0	2	0	2	0	0	3	20	0	3	20	8.8	
NW STATE	11-26-16	20	6-10	.600	0-0	.000	7-7	1.000	3	1	4	3.2	1	0	0	1	0	4	19	10.8	0	4	19	10.8
NC CENTRAL	11-28-16	17	0-7	.000	0-0	.000	1-2	.500	4	0	4	3.3	3	0	1	1	0	0	1	0	0	1	9.2	
WESTERN KENTUCKY	12-3-16	14	1-4	.250	0-1	.000	0-2	.000	3	2	5	3.6	1	0	1	1	0	1	2	0	1	2	8.1	
MIAMI (OHIO)	12-6-16	19	1-6	.167	0-2	.000	0-4	.000	1	3	4	3.6	0	0	2	1	0	0	2	0	0	2	7.4	
ARIZONA	12-10-16	11	2-3	.667	0-0	.000	1-3	.333	0	1	1	3.3	0	0	1	1	0	1	1	0	1	5	7.1	
EASTERN ILLINOIS	12-17-16	14	3-5	.600	0-0	.000	3-5	.600	0	0	0	3.0	2	0	0	0	0	2	9	7.3	0	2	9	7.3
vs Illinois	12-21-16	3	0-0	.000	0-0	.000	0-0	.000	0	0	0	2.7	0	0	0	0	0	0	0	0	0	1	0	6.6
LIPSCOMB	12-29-16	15	2-4	.500	0-0	.000	5-5	1.000	2	1	3	2.8	1	0	0	1	0	0	1	0	0	9	6.8	
LSU *	1-4-17 *	28	4-11	.364	0-2	.000	3-7	.429	1	2	3	2.8	2	0	2	0	0	0	11	7.2	0	11	7.2	
at Georgia*	1-7-17 *	28	3-5	.600	0-1	.000	7-9	.778	1	2	3	2.8	3	0	1	6	0	2	13	7.6	0	13	7.6	
AUBURN*	1-10-17 *	29	2-6	.333	0-0	.000	4-6	.667	3	10	13	3.5	4	0	2	2	0	3	8	7.6	0	3	8	7.6
at Arkansas*	1-14-17 *	23	1-4	.250	1-2	.500	3-6	.500	0	4	4	3.5	1	0	2	2	0	0	6	7.5	0	0	6	7.5
at Alabama*	1-18-17 *	15	1-4	.250	0-1	.000	0-0	.000	0	1	1	3.4	2	0	0	1	0	2	2	7.2	0	2	7.2	
OLE MISS*	1-21-17 *	16	0-4	.000	0-0	.000	0-0	.000	0	0	0	3.2	0	0	2	0	0	0	0	6.8	0	0	6.8	
at Miss. State*	1-25-17 *	13	0-2	.000	0-0	.000	1-2	.500	1	0	1	3.1	1	0	1	2	0	0	1	6.5	0	1	6.5	
S. CAROLINA*	1-28-17 *	30	3-8	.375	0-0	.000	6-8	.750	2	2	4	3.1	2	0	1	2	0	1	12	6.8	0	1	12	6.8
at Florida*	2-2-17 *	24	4-9	.444	1-1	1.000	1-3	.333	3	1	4	3.1	1	0	0	2	0	1	10	6.9	0	1	10	6.9
ARKANSAS*	2-4-17 *	25	6-9	.667	1-3	.333	3-5	.600	0	3	3	3.1	3	0	0	1	0	2	16	7.3	0	2	16	7.3
at Texas A&M*	2-8-17 *	31	5-12	.417	0-2	.000	2-2	1.000	2	6	8	3.3	2	0	2	0	0	1	12	7.5	0	1	12	7.5
VANDERBILT*	2-11-17 *	25	1-6	.167	0-0	.000	2-6	.333	4	5	9	3.6	1	0	1	2	0	2	4	7.4	0	2	4	7.4
ALABAMA*	2-15-17 *	30	3-6	.500	1-1	1.000	5-7	.714	2	3	5	3.6	3	0	3	2	0	2	12	7.6	0	2	12	7.6
at Tennessee*	2-18-17 *	31	2-7	.286	1-2	.500	3-5	.600	0	4	4	3.7	2	0	2	2	0	2	8	7.6	0	2	8	7.6
KENTUCKY*	2-21-17 *	33	4-11	.364	0-1	.000	1-3	.333	1	1	2	3.6	3	0	0	2	0	2	9	7.6	0	2	9	7.6
at Ole Miss*	2-25-17 *	11	0-0	.000	0-0	.000	0-0	.000	0	1	1	3.5	2	0	0	0	0	1	0	7.4	0	1	0	7.4
TEXAS A&M*	2-28-17 *	9	0-5	.000	0-2	.000	0-0	.000	2	0	2	3.4	1	0	1	0	0	0	0	7.1	0	0	0	7.1
at Auburn*	3-4-17	6	0-2	.000	0-0	.000	0-2	.000	1	1	2	3.4	2	0	0	0	0	0	0	6.9	0	0	0	6.9
vs. Auburn	3-8-17																							

2016-17 (SOPHOMORE):

- Team-leading 12 points vs. Alabama (Feb. 15), also grabbing five rebounds.
- Nine rebounds to tie for team-high in win vs. Vanderbilt (Feb. 11), including four offensive boards.
- Pulled down eight rebounds, the second-highest total of his career to date, at Texas A&M (Feb. 8), also scoring 12 points.
- 16 points (6-of-9 FG, 1-of-3 3PT, 3-of-5 FT) in the win vs. Arkansas (Feb. 4), matching his career-best in field goal makes with the effort.
- Crashed the glass hard and shattered his previous career-high for rebounds with 13 boards against Auburn (Jan. 10). Never had more than six rebounds before the 13-board output.
- Second-straight game in double figures with his second-straight start, scoring 13 points (3-of-5 FG, 7-of-9 FT) at Georgia (Jan. 7).
- 9 points (2-of-4 FG, 5-of-5 FT) vs. Lipscomb (Dec. 29) for the first time in his career shooting perfectly from the charity stripe with at least five FT attempts.
- Recorded his first back-to-back stretch of double-digit scoring with 20 points vs. Tulane (Nov. 20) and 19 points vs. Northwestern State (Nov. 26), the highest two-game point total of his career.
- Sparked Mizzou's comeback win over Tulane (Nov. 20) with 18 points in the second half.
- Posted a career-high four steals vs. Northwestern State (Nov. 26).

2015-16 (FRESHMAN):

- Started seven games while appearing in all 31 contests of his first collegiate campaign, averaging 5.3 points and 1.9 rebounds per game.
- Driving ability was apparent during his initial season wearing the Black & Gold, as he compiled the fourth-most free throw attempts on the squad (78) while ranking ninth in minutes played (427, 13.8 per game).
- Highest free throw rate (67.8) for Mizzou during the 2015-16 season, the measure of a player's ability to get the charity stripe relative to how often he attempts to score.

- Nine games scoring in double digits with a season-best 11 points reached three times, including twice in Mizzou's final four games.
- Earned the start in his collegiate debut vs. Wofford (Nov. 13), scoring 6 points (3-of-5 FG) in the 83-74 win.

HIGH SCHOOL:

- Averaged 19.7 points, 5.0 rebounds and 1.9 steals per game for Brownsburg High School as a senior.
- Shot an impressive 44.0 percent from the floor in his final high school season.
- Captured back-to-back sectional titles at Brownsburg as the team's leading scorer, fueling the Bulldogs to a 21-7 record as a senior.
- Named an *Indy Star* Indiana All-Star at the conclusion of his final high school campaign.
- Rated a four-star prospect and ranked as the 103rd best basketball recruit in the nation by *Rivals.com*.
- Chose Mizzou over Cincinnati and Xavier.

PERSONAL:

- Son of Kenneth and Michelle Walton.
- Father, Kenneth, played basketball at Nebraska from 1981-83.
- Born on July 20, 1996, in Indianapolis, Ind.
- Enjoys watching 'Fresh Prince of Bel-Air' in his spare time.
- Favorite sports movie is *Remember the Titans*.
- Favorite professional athlete to follow is Carmelo Anthony.
- Would like to pursue a career in basketball.

13



TREVOR GLASSMAN

R- JR | G | 6-3 | 205

Bedford, N.H. // New Hampton School // Manhattan*

GLASSMAN CAREER STATS

SEASON	G-GS	MIN	MPG	FG-A	FG%	3FG-A	3FG%	FT-A	FT%	OFF	DEF	REB	AVG.	AST/TO	BS/S	TP	AVG.
2013-14*	4-0	3	0.8	0-3	.000	0-2	.000	0-0	.000	0	0	0	0.0	0/0	0/0	0	0.0
2014-15*	11-2	26	2.4	2-11	.182	2-11	.182	1-2	.500	1	0	1	0.1	0/2	0/0	7	0.6
2016-17	6-1	13	2.2	0-6	.000	0-5	.000	0-0	.000	1	3	4	0.7	1/2	0/2	0	0.0
TOTAL	21-1	42	2.0	2-20	.100	2-18	.111	1-2	.500	2	3	5	0.2	1/4	0/2	7	0.3

#13 AT A GLANCE

Games Where #13... 2016-17

Scored 5+ points	-
Scored 10+ points	-
Scored 15+ points	-
Hit 2+ 3-pointers	-
Recorded 3+ rebounds	-
Recorded 5+ rebounds	-
Dished 3+ assists	-
Dished 5+ assists	-
Recorded 3+ steals	-
Played 20+ minutes	-
Played 30+ minutes	-

#13 Game & Career Highs...

2016-17 Career

PTS	-
FGM	-
2, vs. Texas A&M	-
2-18-17	FGA
-	-
-	3PTM
2, vs. Texas A&M	-
2-18-17	3PTA
-	-
-	FTM
-	-
-	FTA
2, vs. Texas A&M	-
2-18-17	REB
1, vs. Alabama A&M	-
11-13-16	AST
-	-
-	BLKS
1, Twice	-
-	STLS
4, vs. Texas A&M	-
2-18-17	MIN

GLASSMAN 2016-17 GAME-BY-GAME

Opponent	Date	GS	Min	FG	FGA	Pct	3FG	FGA	Pct	FT	FTA	Pct	Off	Def	Tot	Avg	PF	FO	A	TO	Blk	Stl	Pts	Avg
ALABAMA A&M	11-13-16	2	0-0	.000	0-0	.000	0-0	.000	0-0	.000	0	0	1	1	1.0	0	0	1	1	0	0	0	0.0	
vs. Xavier	11-17-16		DNP - Coach's Decision																					
vs. Davidson	11-18-16		DNP - Coach's Decision																					
vs. Tulane	11-20-16		DNP - Coach's Decision																					
NW STATE	11-26-16	2	0-1	.000	0-1	.000	0-0	.000	0-0	.000	0	0	0	0	0.5	1	0	0	1	0	0	0	0.0	
N.C. Central	11-28-16		DNP - Coach's Decision																					
Western Kentucky	12-3-16		DNP - Coach's Decision																					
MIAMI (OHIO)	12-6-16	3	0-1	.000	0-1	.000	0-0	.000	0-0	.000	0	0	0	0	0.3	0	0	0	0	0	0	0	0.0	
Arizona	12-10-16		DNP - Coach's Decision																					
Eastern Illinois	12-17-16		DNP - Coach's Decision																					
vs. Illinois	12-21-16		DNP - Coach's Decision																					
Lipscomb	12-29-16		DNP - Coach's Decision																					
LSU *	1-4-17		DNP - Coach's Decision																					
at Georgia *	1-7-17		DNP - Coach's Decision																					
Auburn *	1-10-17		DNP - Coach's Decision																					
at Arkansas *	1-14-17		DNP - Coach's Decision																					
at Alabama *	1-18-17		DNP - Coach's Decision																					
Ole Miss *	1-21-17		DNP - Coach's Decision																					
at Miss. State *	1-25-17		DNP - Coach's Decision																					
S. Carolina *	1-28-17		DNP - Coach's Decision																					
at Florida *	2-2-17	1	0-0	.000	0-0	.000	0-0	.000	0-0	.000	0	1	1	0.5	0	0	0	0	0	0	1	0	0.0	
Arkansas *	2-4-17		DNP - Coach's Decision																					
at Texas A&M *	2-8-17		DNP - Coach's Decision																					
Vanderbilt *	2-11-17		DNP - Coach's Decision																					
Alabama *	2-15-17		DNP - Coach's Decision																					
at Tennessee *	2-18-17	1	0-2	.000	0-1	.000	0-0	.000	0-0	.000	0	0	0	0	0.4	0	0	0	0	0	0	0	0.0	
Kentucky *	2-21-17		DNP - Coach's Decision																					
at Ole Miss *	2-25-17		DNP - Coach's Decision																					
TEXAS A&M *	2-28-17 *	4	0-2	.000	0-2	.000	0-0	.000	0-0	.000	1	1	2	0.7	0	0	0	0	0	1	0	0	0.0	
at Auburn *	3-4-17		DNP - Coach's Decision																					
vs. Auburn	3-8-17																							

2016-17 (REDSHIRT JUNIOR):

▼ Season-high minutes off the bench vs. Miami (Ohio) on Dec. 6, playing three minutes in the win.

2015-16 (REDSHIRT SOPHOMORE):

▼ Sat out as part of transfer requirements after beginning his career at Manhattan.

AT MANHATTAN COLLEGE

2014-2015 (SOPHOMORE):

▼ Played in 11 games, making two starts.
 ▼ Averaged 0.6 points and 0.1 rebounds per game.
 ▼ Knocked down three pointers at George Mason (Nov. 29) and in win over Morgan State (Dec. 20).

2013-2014 (FRESHMAN):

▼ Walked on to the Manhattan team at the beginning of the Spring 2014 semester.
 ▼ Played in four games, making his collegiate debut in Manhattan's win over Saint Peter's (Feb. 4).
 ▼ Also saw action in a victory against Niagara (Feb. 16).

HIGH SCHOOL:

▼ Played three years of basketball at Bedford High School prior to spending a postgraduate year at New Hampton Prep.
 ▼ Co-captain at Bedford as a senior while helping lead the Bulldogs to their first state championship game in school history.

PERSONAL:

▼ Born on September 18, 1994.
 ▼ Son of Stuart Glassman and Marianne Schalk and has two younger brothers, Eric and Matthew.
 ▼ Has coached youth basketball.
 ▼ Interned for U.S. senator Jeanne Shaheen while in high school.

NCAA APPEARANCES: '44, '76, '78, '80, '81, '82, '83, '86, '87, '88, '89, '90, '92, '93, '95, '99, '00, '01, '02, '03, '09, '10, '11, '12, '13

14



REED NIKKO

FR | F | 6-10 | 250

Maple Grove, Minn. // Maple Grove HS



NIKKO CAREER STATS

SEASON	G-GS	MIN	MPG	FG-A	FG%	3FG-A	3FG%	FT-A	FT%	OFF	DEF	REB	AVG.	AST / TO	BS / S	TP	AVG.
2016-17	26-0	275	10.6	28-55	.509	0-0	.000	13-25	.520	24	37	61	2.3	9 / 11	18 / 8	69	2.7
TOTAL	26-0	275	10.6	28-55	.509	0-0	.000	13-25	.520	24	37	61	2.3	9 / 11	18 / 8	69	2.7

#14 AT A GLANCE

Games Where #14..	2016-17
Scored 5+ points	6
Scored 10+ points	1
Hit 2+ FGs	7
Hit multiple FTs	5
Recorded 3+ rebounds	8
Recorded 5+ rebounds	5
Recorded 2+ blocks	5
Played 10+ minutes	17
Played 20+ minutes	1

#14 Game & Career Highs...	2016-17	Career
10, vs. Davidson	-	-
11-18-16	PTS	-
5, vs. Davidson	-	-
11-18-16	FGM	-
6, vs. Davidson	-	-
11-18-16	FGA	-
-	3PTM	-
-	3PTA	-
3, at Florida	-	-
2-2-17	FTM	-
4, at Florida	-	-
2-2-17	FTA	-
9, at Ole Miss	-	-
2-25-17	REB	-
1, 6 times	-	-
-	AST	-
2, 5 times	-	-
-	BLKS	-
2, at Auburn	-	-
3-4-17	STLS	-
19, vs. Tulane	-	-
11-20-16	MIN	-

NIKKO 2016-17 GAME-BY-GAME

Opponent	Date	GS	Min	FG	FGA	Pct	3FG	FGA	Pct	FT	FTA	Pct	Off	Def	Tot	Avg	PF	FO	A	TO	Blk	Stl	Pts	Avg
ALABAMA A&M	11-13-16	15	2-4	.500	0-0	.000	2-2	1.000	0	4	4	4.0	0	0	1	0	0	1	0	0	1	6	6.0	
vs Xavier	11-17-16	11	1-2	.500	0-0	.000	0-0	.000	0	2	2	3.0	4	0	1	1	2	0	2	0	2	4.0		
vs Davidson	11-18-16	16	5-6	.833	0-0	.000	0-1	.000	0	0	0	2.0	3	0	0	1	1	0	1	0	10	6.0		
vs Tulane	11-20-16	19	2-3	.667	0-0	.000	1-1	1.000	1	4	5	2.8	1	0	1	0	1	0	1	0	5	5.8		
NW STATE	11-26-16	10	2-3	.667	0-0	.000	0-0	.000	0	1	1	2.4	2	0	0	1	0	0	1	0	4	5.4		
N.C. Central	11-28-16		DNP - Injury																					
Western Kentucky	12-3-16		DNP - Injury																					
Miami (Ohio)	12-6-16		DNP - Injury																					
Arizona	12-10-16		DNP - Injury																					
EASTERN ILLINOIS	12-17-16	11	2-2	1.000	0-0	.000	0-2	.000	3	2	5	2.8	1	0	0	2	2	1	4	0	4	5.2		
vs Illinois	12-21-16	14	0-1	.000	0-0	.000	2-2	1.000	0	2	2	2.7	2	0	1	0	1	0	2	0	2	4.7		
LIPSCOMB	12-29-16	6	1-1	1.000	0-0	.000	0-0	.000	0	1	1	2.5	1	0	0	2	2	0	2	0	2	4.4		
LSU *	1-4-17	13	0-3	.000	0-0	.000	0-2	.000	2	0	2	2.4	2	0	0	0	1	0	0	0	0	3.9		
at Georgia*	1-7-17	6	0-0	.000	0-0	.000	0-0	.000	0	0	0	2.2	3	0	0	0	0	0	1	0	0	3.5		
AUBURN*	1-10-17	3	1-1	1.000	0-0	.000	0-0	.000	0	1	1	2.1	1	0	0	0	0	0	2	0	2	3.4		
at Arkansas*	1-14-17	11	1-5	.200	0-0	.000	0-0	.000	5	1	6	2.4	2	0	1	0	0	0	2	0	2	3.3		
at Alabama*	1-18-17	10	0-3	.000	0-0	.000	0-0	.000	0	1	1	2.3	1	0	0	1	1	1	1	0	0	3.0		
OLE MISS*	1-21-17	6	0-0	.000	0-0	.000	0-2	.000	0	0	0	2.1	1	0	0	0	0	0	0	0	0	2.8		
at Miss. State*	1-25-17	11	1-3	.333	0-0	.000	0-0	.000	2	0	2	2.1	3	0	0	0	0	0	0	0	2	2.7		
S. CAROLINA*	1-28-17	1	0-0	.000	0-0	.000	0-0	.000	0	0	0	2.0	1	0	0	0	0	0	0	0	0	2.6		
at Florida*	2-2-17	17	1-3	.333	0-0	.000	3-4	.750	3	1	4	2.1	1	0	1	0	0	1	5	0	1	5	2.7	
ARKANSAS*	2-4-17	9	1-2	.500	0-0	.000	0-1	.000	0	1	1	2.1	2	0	1	0	0	0	2	0	2	2.7		
at Texas A&M*	2-8-17	11	1-3	.333	0-0	.000	0-0	.000	1	0	1	2.0	1	0	0	0	0	0	0	0	2	2.6		
VANDERBILT*	2-11-17	0	0-0	.000	0-0	.000	0-0	.000	0	0	0	1.9	0	0	0	0	0	0	0	0	0	2.5		
ALABAMA*	2-15-17	7	0-1	.000	0-0	.000	0-0	.000	0	1	1	1.9	0	0	1	0	2	1	0	0	2.4			
at Tennessee*	2-18-17	18	2-3	.667	0-0	.000	1-3	.333	1	5	6	2.0	2	0	1	0	1	0	5	0	5	2.5		
KENTUCKY*	2-21-17	10	1-1	1.000	0-0	.000	0-0	.000	0	2	2	2.0	5	1	0	1	1	0	2	0	2	2.5		
at Ole Miss*	2-25-17	23	3-4	.750	0-0	.000	2-3	.667	4	5	9	2.3	1	0	0	2	2	0	8	0	8	2.7		
TEXAS A&M*	2-28-17	10	0-0	.000	0-0	.000	0-0	.000	1	2	3	2.4	1	0	0	0	0	0	0	0	0	2.6		
at Auburn*	3-4-17	7	1-1	1.000	0-0	.000	2-2	1.000	1	1	2	2.3	4	0	0	1	2	4	0	2	4	2.7		
vs. Auburn	3-8-17																							

2016-17 (FRESHMAN):

- ▼ Season-high two steals on the road at Auburn (March 4).
- ▼ Complete effort on the road at Ole Miss (Feb. 25), recording eight points and a season-high nine rebounds, also posting two blocks for the fifth time.
- ▼ Two blocks vs. Alabama (Feb. 15), his fourth game with multiple blocks this season.
- ▼ Two blocks for the third time this season and second time since returning from injury in the game vs. Lipscomb (Dec. 29).
- ▼ Posted five rebounds and two blocks (both matched season-highs) against Eastern Illinois after missing four games due to injury.
- ▼ Season-high five rebounds in the win vs. Tulane (Nov. 20) at the Tire Pros Invitational in Orlando, Fla.
- ▼ Recorded a season-high 10 points (5-of-6 FG) in 16 minutes off the bench vs. Davidson (Nov. 18).

MAPLE GROVE HIGH SCHOOL:

- ▼ Traditional big man for head coach Nick Schroeder at Maple Grove High School, posting marks of 10.7 points, 6.8 rebounds and 3.1 blocks per game as a senior in 2015-16.
- ▼ Blocked 80 shots as a senior, a total that ranked as the seventh-highest mark for any Minnesota high school player that season.
- ▼ Underwent surgery to correct hip impingement following his last campaign at Maple Grove, with the procedure aiming to increase his mobility and flexibility.
- ▼ Powered Maple Grove to a 23-4 record as a junior in 2014-15, averaging 9.6 points, 6.5 rebounds and 2.4 blocks per game.
- ▼ Stood out as a sophomore in 2013-14, scoring in double figures in 12 of Maple Grove's 28 games.
- ▼ Chose to wear the Black & Gold over offers from Kansas State, Minnesota and Iowa.
- ▼ Played on the travel ball circuit for Net Gain.

PERSONAL:

- ▼ Son of Kris Nikko and born on Aug. 31, 1998.
- ▼ Knew upon making his official visit to the University of Missouri's campus in Fall 2015 that Mizzou was where he wanted to continue his academic and athletic career.
- ▼ Likes to follow the career of NBA star DeAndre Jordan, also modeling his defensive game after Jordan.
- ▼ Outside of basketball and studies, enjoys fishing in spare time.

NCAA APPEARANCES: '44, '76, '78, '80, '81, '82, '83, '86, '87, '88, '89, '90, '92, '93, '95, '99, '00, '01, '02, '03, '09, '10, '11, '12, '13


15



JORDAN GEIST

SO | G | 6-2 | 180

Fort Wayne, Ind. // Homestead HS // Ranger College (Texas)



GEIST CAREER STATS

SEASON	G-GS	MIN	MPG	FG-A	FG%	3FG-A	3FG%	FT-A	FT%	OFF	DEF	REB	AVG.	AST/TO	BS/S	TP	AVG.
2016-17	30-12	645	21.5	62-171	.363	19-69	.275	65-87	.747	10	74	84	2.8	55/33	0/20	208	6.9
TOTAL	30-12	645	21.5	62-171	.363	19-69	.275	65-87	.747	10	74	84	2.8	55/33	0/20	208	6.9

#15 AT A GLANCE

Games Where #15...	2016-17
Scored 5+ points	20
Scored 10+ points	8
Hit 2+ 3-pointers	3
Recorded 3+ rebounds	15
Recorded 5+ rebounds	4
Dished 3+ assists	9
Dished 5+ assists	3
Recorded multiple steals	4
Played 20+ minutes	19
Played 30+ minutes	4

#15 Game & Career Highs...

2016-17	Career
18, Twice	-
PTS	-
6, at Mississippi State	-
FGM	-
13, at Mississippi State	-
FGA	-
4, at Auburn	-
3PTM	-
7, at Georgia	-
3PTA	-
8, vs. Lipscomb	-
FTM	-
11, at Arkansas	-
FTA	-
7, vs. Tulane	-
REB	-
5, 3 times	-
AST	-
-	-
BLKS	-
3, vs. Tulane	-
STLS	-
35, vs. Lipscomb	-
MIN	-

GEIST 2016-17 GAME-BY-GAME

Opponent	Date	GS	Min	FG	FGA	Pct	3FG	FGA	Pct	FT	FTA	Pct	Off	Def	Tot	Avg	PF	FO	A	TO	Blk	Stl	Pts	Avg
ALABAMA A&M	11-13-16	22	2-6	.333	1-2	.500	3-4	.750	0	1	1	1.0	0	0	0	0	0	0	0	0	0	2	8	8.0
vs Xavier	11-17-16	9	0-1	.000	0-0	.000	0-0	.000	0	0	0	0.0	0	2	2	1.5	1	0	0	0	0	0	4	4.0
vs Davidson	11-18-16	19	1-3	.333	0-0	.000	2-2	1.000	0	4	4	2.3	1	0	3	1	0	3	1	0	1	4	4.0	
vs Tulane	11-20-16	20	1-6	.167	1-4	.250	2-2	1.000	1	6	7	3.5	2	0	3	3	0	3	3	0	3	5	4.3	
NW STATE	11-26-16	21	1-5	.200	1-2	.500	0-1	.000	1	2	3	3.4	1	0	3	0	0	2	3	0	2	3	4.0	
NC CENTRAL	11-28-16	24	2-8	.250	1-4	.250	3-4	.750	0	6	6	3.8	1	0	1	0	0	1	0	0	1	8	4.7	
WESTERN KENTUCKY	12-3-16	9	0-2	.000	0-1	.000	0-0	.000	0	0	0	3.3	0	0	0	0	0	0	0	0	0	0	4.0	
MIAMI (OHIO)	12-6-16	20	1-3	.333	1-1	1.000	0-0	.000	0	5	5	3.5	0	0	5	1	0	0	0	0	3	3.9		
ARIZONA	12-10-16	26	0-5	.000	0-1	.000	3-4	.750	0	2	2	3.3	2	0	1	0	0	2	3	0	2	3	3.8	
EASTERN ILLINOIS	12-17-16	15	2-3	.667	1-2	.500	1-2	.500	0	4	4	3.4	0	0	2	2	0	2	2	0	0	6	4.0	
vs Illinois	12-21-16	17	4-6	.667	0-1	.000	4-4	1.000	0	2	2	3.3	4	0	2	0	0	1	12	4.7				
LIPSCOMB	12-29-16	*	35	4-10	.400	2-5	.400	8-10	.800	1	3	4	3.3	4	0	2	2	0	0	18	5.8			
LSU*	1-4-17	*	33	2-5	.400	2-4	.500	7-8	.875	0	2	2	3.2	0	0	3	1	0	0	13	6.4			
at Georgia*	1-7-17	*	21	2-10	.200	0-7	.000	1-1	1.000	1	2	3	3.2	3	0	2	1	0	1	5	6.3			
ALBURN*	1-10-17	*	19	4-6	.667	1-2	.500	1-3	.333	0	1	1	3.1	4	0	1	3	0	0	10	6.5			
at Arkansas*	1-14-17	*	30	3-6	.500	0-3	.000	7-11	.636	0	3	3	3.1	3	0	2	0	0	13	6.9				
at Alabama*	1-18-17	*	14	1-3	.333	0-0	.000	1-2	.500	0	1	1	2.9	1	0	0	2	0	1	3	6.7			
OLE MISS*	1-21-17	*	17	1-3	.333	0-1	.000	0-0	.000	0	4	4	3.0	1	0	1	0	0	2	6.4				
at Miss State*	1-25-17	*	26	6-13	.462	1-3	.333	5-6	.833	0	4	4	3.1	1	0	0	1	0	1	18	7.1			
S. CAROLINA*	1-28-17	*	29	3-11	.273	0-4	.000	0-0	.000	0	4	4	3.1	1	0	2	4	0	1	6	7.0			
at Florida*	2-2-17	*	22	2-8	.250	1-2	.500	0-0	.000	1	3	4	3.1	0	0	1	1	0	0	5	6.9			
ARKANSAS*	2-4-17		18	1-5	.200	0-3	.000	4-5	.800	0	1	1	3.0	2	0	5	1	0	1	6	6.9			
at Texas A&M*	2-8-17		11	2-3	.667	0-0	.000	1-2	.500	0	1	1	3.0	0	0	1	1	0	0	5	6.8			
VANDERBILT*	2-11-17		20	1-3	.333	0-1	.000	2-2	1.000	0	0	0	2.8	1	0	3	0	0	4	6.7				
ALABAMA*	2-15-17		22	4-7	.571	1-2	.500	0-0	.000	0	2	2	2.8	1	0	1	0	0	0	9	6.8			
at Tennessee*	2-18-17		15	0-2	.000	0-0	.000	6-6	1.000	0	2	2	2.8	3	0	2	2	0	0	6	6.7			
KENTUCKY*	2-21-17		28	2-7	.286	0-2	.000	2-2	1.000	0	1	1	2.7	2	0	0	0	0	0	6	6.7			
at Ole Miss*	2-25-17	*	23	5-10	.500	1-4	.250	0-1	.000	1	0	1	2.6	2	0	2	1	0	1	11	6.9			
TEXAS A&M*	2-28-17		32	1-3	.333	0-2	.000	1-3	.333	1	3	4	2.7	4	0	4	3	0	1	3	6.7			
at Auburn*	3-4-17	*	28	4-8	.500	4-6	.667	1-2	.500	3	3	6	2.8	1	0	5	1	0	1	13	6.9			
vs. Auburn	3-8-17																							

2016-17 (SOPHOMORE):

- Solid stat line on the road at Auburn (March 4), recording 13 points, six rebounds and a season-best five assists, while connecting on a season-high four three-pointers (4-of-6 3PT).
- Earned first start in nearly a month at Ole Miss (Feb. 25) and responded with an 11-point scoring performance.
- Matched his season-high in scoring with 18 points (6-of-13 FG, 1-of-3 3PT, 5-of-6 FT) at Mississippi State while sinking a season-high six field goals.
- Set his season-high in scoring for the second consecutive game with 18 points (4-of-10 FG, 2-of-5 3PT, 8-of-10 FT) in a season-high 35 minutes vs. Lipscomb (Dec. 29).
- Then-season-best output of 12 points (4-of-6 FG, 4-of-4 FT) vs. Illinois (Dec. 21), playing a high-energy 17 minutes off the bench for the Tigers.
- Recorded a season-high five steals while grabbing five rebounds in 20 minutes off the bench in a win over Miami (Ohio) on Dec. 6.
- Matched his season highs in points (8) in the North Carolina Central game (Nov. 28), along with six rebounds.

AT RANGER COLLEGE:

- Averaged 15.1 points, 3.5 rebounds and 2.8 assists per game as a freshman during the 2015-16 season, helping head coach Billy Gillispie's squad to a stout 35-3 record.
- Earned Second Team NJCAA All-America recognition after leading the Rangers to a fourth-place finish at the 2016 NJCAA Division I National Championship.
- Showed impressive marksmanship throughout his first Ranger campaign, shooting 45.6 percent from the field and 35.3 percent from three-point territory.
- Averaged 11.8 points, 3.8 rebounds, 2.8 assists and 1.0 steals during Ranger College's five-game stretch at the 2016 national tournament.
- Dropped 29 points in his squad's second-round victory over sixth-seeded Eastern Florida State College (87-74), shooting 9-of-15 from the field with a 10-of-15 mark at the charity stripe.

HIGH SCHOOL:

- Helped Homestead High School (Fort Wayne, Ind.) to an Indiana Class 4A State Championship as a senior in 2014-15.
- Played point guard for head coach Chris Johnson's group, compiling averages of 16.8 points and 3.6 assists per game in his final high school season.
- Earned Indiana Junior All-Star honors following his junior season at Penn High School (Mishawaka, Ind.), in which he averaged 17.7 points and 3.3 assists per game.
- Led effectively while at Penn, guiding his squad to a stout 23-2 season record in 2013-14.
- Also played tennis throughout his high school career.

PERSONAL:

- Son of Scott Geist and born on Jan. 10, 1997.
- Thought highly of Mizzou's program culture during the recruiting process.

NCAA APPEARANCES: '44, '76, '78, '80, '81, '82, '83, '86, '87, '88, '89, '90, '92, '93, '95, '99, '00, '01, '02, '03, '09, '10, '11, '12, '13



JORDAN BARNETT

JR | F | 6-7 | 215

St. Louis, Mo. // Christian Brothers College HS // Texas*



BARNETT CAREER STATS

SEASON	G-GS	MIN	MPG	FG-A	FG%	3FG-A	3FG%	FT-A	FT%	OFF	DEF	REB	AVG.	AST / TO	BS / S	TP	AVG.
2014-15*	21-0	179	8.5	15-45	.333	7-21	.333	3-3	1.000	5	23	28	1.3	10 / 9	6 / 7	40	1.9
2015-16*	4-0	24	6.0	4-7	.571	2-4	.500	3-4	.750	2	6	8	2.0	0 / 1	0 / 0	13	3.3
2016-17	21-11	574	27.3	92-213	.432	32-108	.296	39-51	.765	39	83	122	5.8	14 / 28	10 / 12	255	12.1
TOTAL	46-11	777	16.9	111-265	.419	41-133	.308	45-58	.776	46	112	158	3.4	24 / 38	16 / 19	308	6.7

#21 AT A GLANCE

Games Where #21..	2016-17	Career
Scored 5+ points	17	21
Scored 10+ points	14	16
Scored 15+ points	8	8
Score 20+ points	3	3
Hit 3+ FGs	15	17
Hit 5+ FGs	11	11
Hit multiple 3-pointers	11	14
Grabbed 5+ rebounds	14	15
Grabbed 10+ rebounds	2	2
Multiple blocks	2	2
Recorded 2+ steals	3	5
Played 20+ minutes	18	20
Played 30+ minutes	9	9

#21 Game & Career Highs...

2016-17	Career
23, Twice	23, Twice
PTS	
9, at Texas A&M	9, at Texas A&M
2-8-17	2-8-17
18, vs. Auburn	18, vs. Auburn
1-10-17	1-10-17
5, vs. Vanderbilt	5, vs. Vanderbilt
2-11-17	2-11-17
9, at Auburn	9, at Auburn
3-4-17	3-4-17
6, 3 times	6, 3 times
FTM	
7, at Tennessee	7, at Tennessee
2-18-17	2-18-17
13, vs. Lipscomb	13, vs. Lipscomb
12-29-16	12-29-16
3, at Georgia	3, Twice
1-7-17	
2, Twice	2, Twice
BLKS	
4, at Arkansas	4, at Arkansas
1-14-17	1-14-17
36, at Georgia	36, at Georgia
1-7-17	1-7-17
MIN	

BARNETT 2016-17 GAME-BY-GAME

Opponent	Date	GS	Min	FG	FGA	Pct	3FG	FGA	Pct	FT	FTA	Pct	Off	Def	Tot	Avg	PF	FO	A	TO	Blk	Stl	Pts	Avg
Alabama A&M	11-13-16		DNP	-	-	-	-	-	-	-	-	-	-	-	-	-	-	-	-	-	-	-	-	-
vs. Xavier	11-17-16		DNP	-	-	-	-	-	-	-	-	-	-	-	-	-	-	-	-	-	-	-	-	-
vs. Davidson	11-18-16		DNP	-	-	-	-	-	-	-	-	-	-	-	-	-	-	-	-	-	-	-	-	-
vs. Tulane	11-20-16		DNP	-	-	-	-	-	-	-	-	-	-	-	-	-	-	-	-	-	-	-	-	-
Northwestern St.	11-26-16		DNP	-	-	-	-	-	-	-	-	-	-	-	-	-	-	-	-	-	-	-	-	-
N.C. Central	11-28-16		DNP	-	-	-	-	-	-	-	-	-	-	-	-	-	-	-	-	-	-	-	-	-
Western Kentucky	12-3-16		DNP	-	-	-	-	-	-	-	-	-	-	-	-	-	-	-	-	-	-	-	-	-
Miami (Ohio)	12-6-16		DNP	-	-	-	-	-	-	-	-	-	-	-	-	-	-	-	-	-	-	-	-	-
Arizona	12-10-16		DNP	-	-	-	-	-	-	-	-	-	-	-	-	-	-	-	-	-	-	-	-	-
EASTERN ILLINOIS	12-17-16	24	1-6	.167	0-4	.000	1-2	.500	0	5	5	5.0	0	0	1	1	0	1	3	3.0				
vs. Illinois	12-21-16	15	1-6	.167	1-3	.333	1-2	.500	2	0	2	3.5	0	0	0	1	1	0	4	3.5				
LIPSCOMB	12-29-16 *	33	5-11	.455	2-7	.286	3-4	.750	3	10	13	6.7	2	0	0	1	0	0	15	7.3				
LSU *	1-4-17 *	33	7-14	.500	2-7	.286	2-2	1.000	2	7	9	7.3	0	0	1	3	2	0	18	10.0				
at Georgia*	1-7-17 *	36	7-17	.412	1-8	.125	0-0	.000	4	5	9	7.6	3	0	3	4	1	0	15	11.0				
AUBURN*	1-10-17 *	35	6-18	.333	2-8	.250	6-6	1.000	4	2	6	7.3	3	0	0	3	0	0	20	12.5				
at Arkansas*	1-14-17 *	25	6-11	.545	2-5	.400	0-1	.000	2	4	6	7.1	5	1	2	2	0	4	14	12.7				
at Alabama*	1-18-17 *	28	3-6	.500	1-3	.333	0-0	.000	2	3	5	6.9	2	0	1	2	1	0	7	12.0				
OLE MISS*	1-21-17 *	34	4-10	.400	2-5	.400	1-2	.500	1	4	5	6.7	1	0	0	2	0	0	11	11.9				
at Miss. State*	1-25-17 *	32	7-12	.583	2-6	.333	2-2	1.000	3	5	8	6.8	3	0	0	0	0	0	18	12.5				
S. CAROLINA*	1-28-17 *	21	1-7	.143	0-2	.000	0-0	.000	1	4	5	6.6	4	0	0	1	0	0	2	11.5				
at Florida*	2-2-17 *	15	3-7	.429	0-2	.000	0-0	.000	0	1	1	6.2	1	0	0	0	0	2	6	11.1				
ARKANSAS*	2-4-17 *	21	5-9	.556	2-5	.400	5-6	.833	1	3	4	6.0	3	0	0	0	0	1	17	11.5				
at Texas A&M*	2-8-17 *	31	9-13	.692	4-8	.500	1-2	.500	3	4	7	6.1	0	0	2	1	2	2	23	12.4				
VANDERBILT*	2-11-17 *	29	6-10	.600	5-8	.625	6-6	1.000	5	4	9	6.3	1	0	0	0	1	0	23	13.1				
ALABAMA*	2-15-17 *	29	2-10	.200	0-4	.000	1-2	.500	2	10	12	6.6	2	0	0	0	0	1	5	12.6				
at Tennessee*	2-18-17 *	24	2-6	.333	1-3	.333	6-7	.857	0	1	1	6.3	2	0	1	3	0	0	11	12.5				
KENTUCKY*	2-21-17 *	32	6-12	.500	0-4	.000	1-3	.333	1	6	7	6.3	1	0	1	1	1	0	13	12.5				
at Ole Miss*	2-25-17 *	30	6-11	.545	2-5	.400	0-0	.000	2	1	3	6.2	4	0	0	2	0	0	14	12.6				
TEXAS A&M*	2-28-17 *	19	1-6	.167	1-2	.500	1-2	.500	0	1	1	5.9	0	0	1	0	1	0	4	12.2				
at Auburn*	3-4-17 *	28	4-11	.364	2-9	.222	2-2	1.000	1	3	4	5.8	3	0	0	1	0	1	12	12.1				
vs. Auburn	3-8-17																							

2016-17 (REDSHIRT JUNIOR):

- Second game of the season with 10 rebounds or more with his 12 boards vs. Alabama (Feb. 15).
- Back-to-back games of 23 points with his effort in the win vs. Vanderbilt (Feb. 11), setting a career-high in three-pointers made (five) in 29 minutes off the bench, also grabbing nine rebounds to lead the Tigers.
- Scored a career-high 23 points while setting career-highs in field goals made (nine) in 31 minutes off the bench against Texas A&M (Feb. 8).
- Set then-career-high 20 points against Auburn (Jan. 10), enjoying a perfect 6-of-6 night from the charity stripe.
- Matched career-best for field goal makes (7-of-17 FG) for 15 points at Georgia (Jan. 7), also leading the Tigers with nine rebounds.
- Set his career high for the second consecutive contest by scoring 18 points (7-of-14 FG, 2-of-7 3PT, 2-of-2 FT) while grabbing nine rebounds vs. LSU (Jan. 4).
- Recorded first double-double of his career, with a career-high 15 points (5-of-11 FG, 2-of-7 3PT, 3-of-4 FT) and 13 rebounds vs. Lipscomb (Dec. 29).
- His 13 rebounds were the most by a Tiger thus far in the 2016-17 season and the most since the 2013-14 season when Johnathan Williams III recorded 15 boards against Texas A&M on March 14, 2014.
- Drained first three-pointer of his Black & Gold career in the Braggin' Rights Game vs. Illinois (Dec. 21), playing 15 minutes off the bench.

2015-16 (SOPHOMORE):

- Sat out as part of transfer requirements for a year-long period, and will be eligible in 2016-17 during the second semester.

AT TEXAS

2015-16 (SOPHOMORE):

- Appeared in four games, averaging 3.3 points and 2.0 rebounds per game.
- Final appearance as a Longhorn was a productive one, recording 12 points and five rebounds in 13 minutes of action vs. UT-San Antonio (Dec. 8).

2014-15 (FRESHMAN):

- Made 21 appearances as a freshman, compiling averages of 1.9 points and 1.3 rebounds per game.
- Scored a season-high 11 points vs. Lipscomb (Dec. 16).

CHRISTIAN BROTHERS COLLEGE HIGH SCHOOL:

- Widely considered one of the country's Top 100 players coming out of high school, as he was ranked 70th overall by Rivals.com and 86th by ESPN.com.
- Averaged 20.8 points and 8.2 rebounds per game as a senior for Christian Brothers College High School, leading head coach Justin Tatum's team to a 25-7 overall record and the 2014 Missouri Class 5 State Championship.
- Scored 43 points, grabbed 20 rebounds and blocked three shots to lead CBC to an 86-77 overtime win over Hickman to claim the state title in Mizzou Arena as a senior.
- Named the *St. Louis Post-Dispatch's* All-Metro Player of the Year at the conclusion of his final prep campaign.
- Also led CBC in scoring as a junior and sophomore, averaging 17.7 points and 14.2 points during those respective seasons.
- Played for traditional power of the NIKE EYBL circuit, the St. Louis Eagles.
- Graduated from CBC High School with a pristine 4.0 grade point average.

PERSONAL:

- Full name is Jordan Kahlil Barnett.
- Son of Karen Barnett and Bob Bonner, and born Dec. 31, 1995 in St. Louis, Mo.
- Family moved to San Antonio when Jordan was two, then moved back to St. Louis when Jordan was six.

24



KEVIN PURYEAR

SO | F | 6-7 | 243

Blue Springs, Mo. // South HS



PURYEAR CAREER STATS

SEASON	G-GS	MIN	MPG	FG-A	FG%	3FG-A	3FG%	FT-A	FT%	OFF	DEF	REB	AVG.	AST/TO	BS/S	TP	AVG.
2015-16	31-31	767	24.7	120-258	.465	13-41	.317	102-122	.836	40	104	144	4.6	13/49	4/12	355	11.5
2016-17	30-30	877	29.2	118-292	.404	14-52	.269	81-111	.730	54	127	181	6.0	25/51	9/11	331	11.0
TOTAL	61-61	1644	27.0	238-550	.433	27-93	.290	183-233	.785	94	231	325	5.3	38/100	13/23	686	11.2

PURYEAR 2016-17 GAME-BY-GAME

Opponent	Date	GS	Min	FG	FGA	Pct	3FG	FGA	Pct	FT	FTA	Pct	Off	Def	Tot	Avg	PF	FO	A	TO	Blk	Stl	Pts	Avg
ALABAMA A&M	11-13-16	*	15	2-4	.500	0-0	.000	3-4	.750	0	9	9	9.0	0	0	1	0	1	0	1	1	7	7.0	
vs Xavier	11-17-16	*	40	5-17	.294	1-5	.200	11-12	.917	1	9	10	9.5	1	0	3	1	0	0	0	0	22	14.5	
vs Davidson	11-18-16	*	29	5-10	.500	0-1	.000	2-3	.667	1	5	6	8.3	1	0	0	2	1	0	0	12	13.7		
vs Tulane	11-20-16	*	26	5-10	.500	0-0	.000	1-2	.500	1	1	2	6.8	2	0	0	2	0	1	1	11	13.0		
NW STATE	11-26-16	*	24	5-8	.625	1-1	1.000	0-0	.000	0	6	6	6.6	1	0	2	0	0	1	1	11	12.6		
NC CENTRAL	11-28-16	*	25	3-10	.300	0-2	.000	0-0	.000	2	3	5	6.3	2	0	1	3	0	0	0	6	11.5		
WESTERN KENTUCKY	12-3-16	*	21	5-12	.417	0-1	.000	2-2	1.000	1	4	5	6.1	4	0	1	4	0	0	0	12	11.6		
MIAMI (OHIO)	12-6-16	*	29	7-13	.538	0-1	.000	5-8	.625	2	6	8	6.4	1	0	1	2	0	0	0	19	12.5		
ARIZONA	12-10-16	*	27	4-10	.400	1-2	.500	2-3	.667	5	2	7	6.4	0	0	1	0	0	0	0	11	12.3		
EASTERN ILLINOIS	12-17-16	*	24	4-9	.444	0-2	.000	0-1	.000	2	4	6	6.4	2	0	1	3	0	1	8	11.9			
vs Illinois	12-21-16	*	30	5-10	.500	0-1	.000	7-9	.778	2	7	9	6.6	2	0	0	3	0	0	0	17	12.4		
LIPSCOMB	12-29-16	*	21	4-9	.444	0-0	.000	6-10	.600	3	3	6	6.6	4	0	1	2	2	1	14	12.5			
LSU *	1-4-17	*	27	7-12	.583	1-4	.250	0-1	.000	2	5	7	6.6	5	1	0	3	0	0	0	15	12.7		
at Georgia*	1-7-17	*	27	1-7	.143	0-1	.000	0-0	.000	1	4	5	6.5	4	0	1	0	1	0	1	2	11.9		
AUBURN*	1-10-17	*	34	1-10	.100	0-0	.000	2-2	1.000	4	5	9	6.7	4	0	1	0	0	0	4	11.4			
at Arkansas*	1-14-17	*	31	3-8	.375	0-1	.000	5-6	.833	1	3	4	6.5	1	0	1	0	1	0	1	11	11.4		
at Alabama*	1-18-17	*	29	0-1	.000	0-0	.000	4-6	.667	2	4	6	6.5	3	0	1	3	0	0	0	4	10.9		
OLE MISS*	1-21-17	*	33	11-14	.786	4-4	1.000	0-0	.000	3	5	8	6.6	4	0	0	3	0	0	0	26	11.8		
at Miss. State*	1-25-17	*	37	3-9	.333	0-3	.000	7-8	.875	4	3	7	6.6	0	0	1	2	0	0	0	13	11.8		
S. CAROLINA*	1-28-17	*	35	3-9	.333	0-2	.000	1-1	1.000	2	6	8	6.7	3	0	0	3	0	0	0	7	11.6		
at Florida*	2-2-17	*	29	2-8	.250	0-2	.000	4-5	.800	0	4	4	6.5	4	0	2	5	0	0	0	8	11.4		
ARKANSAS*	2-4-17	*	36	7-13	.538	1-2	.500	0-0	.000	3	5	8	6.6	0	0	1	0	0	0	0	15	11.6		
at Texas A&M*	2-8-17	*	28	4-7	.571	1-1	1.000	0-0	.000	0	1	1	6.3	4	0	4	1	0	1	9	11.5			
VANDERBILT*	2-11-17	*	32	5-12	.417	3-3	1.000	0-0	.000	2	6	8	6.4	3	0	0	0	1	0	0	13	11.5		
ALABAMA*	2-15-17	*	35	4-11	.364	0-2	.000	3-4	.750	3	2	5	6.4	3	0	0	1	1	1	11	11.5			
at Tennessee*	2-18-17	*	30	4-9	.444	0-3	.000	2-2	1.000	0	2	2	6.2	4	0	0	1	0	0	0	10	11.5		
KENTUCKY*	2-21-17	*	35	1-11	.091	0-3	.000	2-7	.286	3	5	8	6.3	2	0	0	0	0	1	4	11.2			
at Ole Miss*	2-25-17	*	20	1-6	.167	0-1	.000	0-0	.000	1	1	2	6.1	4	0	3	3	0	0	2	10.9			
TEXAS A&M*	2-28-17	*	32	3-9	.333	0-1	.000	2-3	.667	1	1	2	6.0	1	0	0	2	2	2	2	8	10.8		
at Auburn*	3-4-17	*	36	4-14	.286	1-3	.333	10-12	.833	2	6	8	6.0	1	0	1	0	0	0	0	19	11.0		
vs. Auburn	3-8-17																							

#24 AT A GLANCE

Games Where #24..	2016-17	Career
Scored 10+ points	18	39
Scored 15+ points	7	14
Scored 20+ points	2	5
Games with 10 & 5	15	30
Double-Doubles	1	2
Hit 5+ FGs	11	20
Hit 2+ 3-pointers	2	5
Attempted 10+ FGs	16	25
Grabbed 5+ rebounds	22	39
Grabbed 10+ rebounds	1	2
Multiple steals	1	4
Played 20+ minutes	29	52
Played 30+ minutes	15	20

#24 Game & Career Highs...

2016-17	Career
26, vs. Ole Miss	26, vs. Ole Miss
1-21-17 PTS	1-21-17
11, vs. Ole Miss	11, vs. Ole Miss
1-21-17 FGM	1-21-17
17, vs. Xavier	17, twice
11-17-16 FGA	
4, vs. Ole Miss	4, vs. Ole Miss
1-21-17 3PTM	1-21-17
5, vs. Xavier	5, twice
11-17-16 3PTA	
11, vs. Xavier	11, vs. Xavier
11-17-16 FTM	11-17-16
12, Twice	12, Twice
FTA	
10, vs. Xavier	11, Auburn
11-17-16 REB	1-9-16
4, at Texas A&M	4, at Texas A&M
2-8-17 AST	2-8-17
2, Twice	2, Twice
BLKS	-
2, vs. Texas A&M	2, 4 times
2-28-17 STLS	
40, vs. Xavier	40, vs. Xavier
11-17-16 MIN	11-17-16

HONORS:

- 2016 SEC All-Freshman Team

2016-17 (SOPHOMORE):

- Team-high 19 points at Auburn (March 4) and also his third-best scoring performance of 2016-17, also pulling down eight rebounds and attempting a season-high 12 free throws.
- Perfect 3-for-3 game from three-point range en route to 13 points in the 72-52 win vs. Vanderbilt (Feb. 11).
- Career-best four assists in the narrow setback at Texas A&M (Feb. 8).
- 15 points (7-of-13 FG, 1-of-2 3PT) and eight rebounds to help Mizzou claim the second-ever #RallyForRhyann Game, defeating Arkansas (Feb. 4), 83-78.
- Posted career-highs in points, field goals made and three-pointers made against Ole Miss (Jan. 21), scoring 26 points while shooting 11-of-14 from the field and 4-of-4 from the three-point line.
- 17 points (5-of-10 FG, 7-of-9 FT) in the Braggin' Rights Game vs. Illinois (Dec. 21), nearly securing a double-double with nine rebounds in the effort.
- Led the Tigers in scoring (19 points) in a victory over Miami (Ohio) on Dec. 6, posting a season-high in field goals made by shooting 7-of-13 from the field.
- Recorded his second career double-double vs. Xavier (Nov. 17), scoring 22 points while grabbing 10 rebounds. Connected on 11-of-12 attempts from the free throw line in the game, both career-highs.

2015-16 (FRESHMAN):

- Posted the sixth-best scoring campaign for a Mizzou freshman in program history, compiling 355 points while starting all 31 games (11.5 points per game).
- Most prolific freshman scorer for the Tigers since the 1993-94 season when Kelly Thames scored 12.2 points per game.
- Named to the 2016 SEC All-Freshman Team after averaging 11.2 points and 4.7 rebounds per game during Mizzou's conference schedule.

- One of two Tigers to start all 31 games of the 2015-16 campaign.
- Hit double figures in scoring in 21-of-31 games as a freshman, including three 20-point games.
- Scored 20 points (8-of-14 FG, 1-of-3 3PT, 3-of-4 FT) in his collegiate debut, leading Mizzou past Wofford (Nov. 13), 83-74.
- Joined an exclusive list of debuts, with other recent 20-point Tiger freshman performances including: Montague Gill-Caesar, 21 points vs. UMKC (Nov. 14, 2014), Jevon Crudup, 22 points at Rutgers (Nov. 27, 1990), Steve Stipanovich, 23 points vs. Southwest Texas State (Nov. 30, 1979).

SOUTH HIGH SCHOOL:

- Averaged 20.1 points and 7.8 rebounds per game while shooting 53.4 percent from the floor as a senior at Blue Springs South High School.
- Led South to its first Missouri Class 5 State Championship in school history at Mizzou Arena as a senior.
- Was a 2015 Missouri Class 5 All-State selection.
- Named to the *Kansas City Star's* 2015 All-Metro Player of the Year.
- First Team All-State honoree by the MBCA as a junior.
- Fueled South to a 21-4 record as a junior and a 22-2 mark as a sophomore.
- Chose Mizzou over offers from Arkansas, Ole Miss, Nebraska, Oklahoma State and Creighton.

PERSONAL:

- Son of Kevin and Vicki Puryear.
- Born Nov. 18, 1996, in New Brunswick, N.J.
- Has two sisters, Aleyse and Kendall.
- Grew up dreaming of chance to play at Mizzou.
- Favorite sports movie is Coach Carter.
- Favorite professional athlete to follow is LeBron James.
- Would like to pursue a career in basketball.

NCAA APPEARANCES: '44, '76, '78, '80, '81, '82, '83, '86, '87, '88, '89, '90, '92, '93, '95, '99, '00, '01, '02, '03, '09, '10, '11, '12, '13

25



RUSSELL WOODS

SR | F | 6-8 | 236

Chicago, Ill. // Simeon Career Academy // John A. Logan College (Ill.)



WOODS CAREER STATS

SEASON	G-GS	MIN	MPG	FG-A	FG%	3FG-A	3FG%	FT-A	FT%	OFF	DEF	REB	AVG.	AST/TO	BS/S	TP	AVG.
2015-16	29-6	389	13.4	33-63	.524	0-0	.000	14-36	.389	27	50	77	2.7	9/13	7/4	80	2.8
2016-17	30-30	670	22.3	71-143	.497	0-0	.000	66-110	.600	68	67	135	4.5	12/33	4/11	208	6.9
TOTAL	59-36	1059	17.9	104-206	.505	0-0	.000	80-146	.548	95	117	212	3.6	21/46	11/15	288	4.9

#25 AT A GLANCE

Games Where #25..	2016-17	Career
Scored 5+ points	21	29
Scored 10+ points	8	8
Hit 3+ FGs	13	19
Hit 3+ FTs	8	9
Grabbed 5+ rebounds	12	14
Grabbed 10+ rebounds	3	5
Multiple assists	3	4
Recorded 2+ blocks	1	2
Played 20+ minutes	18	21
Played 30+ minutes	6	6

#25 Game & Career Highs...

2016-17	Career
18, vs. South Carolina	18, vs. South Carolina
1-28-17	1-28-17
PTS	PTS
7, vs. South Carolina	7, vs. South Carolina
1-28-17	1-28-17
FGM	FGM
10, vs. Ole Miss	10, vs. Ole Miss
1-21-17	1-21-17
FGA	FGA
-	-
3PTM	3PTM
-	-
3PTA	3PTA
7, Twice	7, Twice
FTM	FTM
9, Twice	9, Twice
FTA	FTA
11, vs. Ole Miss	11, vs. Ole Miss
1-21-17	1-21-17
REB	REB
2, 3 times	2, 4 times
AST	AST
2, vs. LSU	2, Twice
1-4-17	1-4-17
BLKS	BLKS
2, at Georgia	2, Twice
1-7-17	1-7-17
STLS	STLS
37, vs. South Carolina	37, vs. South Carolina
1-28-17	1-28-17
MIN	MIN

WOODS 2016-17 GAME-BY-GAME

Opponent	Date	GS	Min	FG	FGA	Pct	3FG	FGA	Pct	FT	FTA	Pct	Off	Def	Tot	Avg	PF	FO	A	TO	Blk	Stl	Pts	Avg
ALABAMA A&M	11-13-16	*	17	3-3	1.000	0-0	.000	6-7	.857	2	1	3	3.0	3	0	0	0	0	0	0	0	12	12.0	
vs Xavier	11-17-16	*	17	2-3	.667	0-0	.000	0-1	.000	1	0	1	2.0	5	1	0	1	1	0	1	0	4	8.0	
vs Davidson	11-18-16	*	16	1-3	.333	0-0	.000	0-0	.000	1	1	2	2.0	0	0	0	1	0	0	1	0	2	6.0	
vs Tulane	11-20-16	*	21	2-3	.667	0-0	.000	1-2	.500	5	5	10	4.0	4	0	2	2	1	1	1	1	5	5.8	
NW STATE	11-26-16	*	16	2-4	.500	0-0	.000	2-3	.667	4	1	5	4.2	3	0	0	1	0	0	0	0	6	5.8	
NC CENTRAL	11-28-16	*	25	2-3	.667	0-0	.000	2-6	.333	2	4	6	4.5	1	0	0	0	0	0	0	0	6	5.8	
WESTERN KENTUCKY	12-3-16	*	31	4-6	.667	0-0	.000	2-4	.500	4	4	8	5.0	2	0	1	1	0	1	1	0	10	6.4	
MIAMI (OHIO)	12-6-16	*	27	4-7	.571	0-0	.000	7-8	.875	6	4	10	5.6	1	0	1	1	0	0	0	0	15	7.5	
ARIZONA	12-10-16	*	25	3-6	.500	0-0	.000	2-4	.500	2	4	6	5.7	1	0	0	3	0	1	8	7.6			
EASTERN ILLINOIS	12-17-16	*	13	2-5	.400	0-0	.000	2-3	.667	1	0	1	5.2	3	0	0	1	0	1	6	7.4			
vs Illinois	12-21-16	*	24	3-4	.750	0-0	.000	1-2	.500	1	3	4	5.1	3	0	2	1	0	0	0	7	7.4		
LIPSCOMB	12-29-16	*	28	3-8	.375	0-0	.000	4-9	.444	5	3	8	5.3	4	0	0	3	0	0	0	0	10	7.6	
LSU*	1-4-17	*	16	3-4	.750	0-0	.000	2-2	1.000	1	2	3	5.2	2	0	0	4	2	0	8	7.6			
at Georgia*	1-7-17	*	29	4-6	.667	0-0	.000	1-4	.250	3	3	6	5.2	4	0	2	0	0	2	9	7.7			
AUBURN*	1-10-17	*	30	2-8	.250	0-0	.000	3-5	.600	6	2	8	5.4	4	0	0	0	0	1	7	7.7			
at Arkansas*	1-14-17	*	24	2-5	.400	0-0	.000	1-4	.250	2	1	3	5.3	4	0	0	0	0	1	5	7.5			
at Alabama*	1-18-17	*	28	3-7	.429	0-0	.000	7-7	1.000	0	2	2	5.1	4	0	1	1	0	0	13	7.8			
OLE MISS*	1-21-17	*	34	5-10	.500	0-0	.000	3-9	.333	6	5	11	5.4	4	0	0	2	0	0	13	8.1			
at Miss. State*	1-25-17	*	12	0-0	.000	0-0	.000	0-3	.000	1	2	3	5.3	5	1	1	0	0	0	0	0	7.7		
S. CAROLINA*	1-28-17	*	37	7-9	.778	0-0	.000	4-7	.571	3	5	8	5.4	3	0	0	1	0	0	18	8.2			
at Florida*	2-2-17	*	22	0-4	.000	0-0	.000	0-0	.000	0	2	2	5.2	4	0	0	1	0	0	0	0	7.8		
ARKANSAS*	2-4-17	*	30	1-1	1.000	0-0	.000	6-6	1.000	0	3	3	5.1	3	0	1	2	0	1	8	7.8			
at Texas A&M*	2-8-17	*	15	3-6	.500	0-0	.000	1-1	1.000	0	1	1	5.0	4	0	1	1	0	1	7	7.8			
VANDERBILT*	2-11-17	*	22	4-8	.500	0-0	.000	2-2	1.000	3	2	5	5.0	3	0	0	4	0	0	10	7.9			
ALABAMA*	2-15-17	*	15	1-2	.500	0-0	.000	0-1	.000	1	1	2	4.8	4	0	0	0	0	0	2	7.6			
at Tennessee*	2-18-17	*	13	0-2	.000	0-0	.000	1-2	.500	2	0	2	4.7	4	0	0	0	0	0	1	7.4			
KENTUCKY*	2-21-17	*	14	2-3	.667	0-0	.000	0-0	.000	1	3	4	4.7	5	1	0	1	0	0	4	7.3			
at Ole Miss*	2-25-17	*	14	1-2	.500	0-0	.000	2-2	1.000	1	1	2	4.6	5	1	0	0	0	0	4	7.1			
TEXAS A&M*	2-28-17	*	30	0-7	.000	0-0	.000	2-4	.500	3	1	4	4.6	2	0	0	0	0	1	2	7.0			
at Auburn*	3-4-17	*	25	2-4	.500	0-0	.000	2-2	1.000	1	1	2	4.5	5	1	0	1	0	0	6	6.9			
vs. Auburn	3-8-7																							

2016-17 (SENIOR):

- Scored a career-high 18 points (7-of-9 FG, 4-of-7 FT) in a career-high 37 minutes against South Carolina (Jan. 28).
- Posted his second career double-double against Ole Miss (Jan. 21), recording 13 points (5-of-10 FG, 3-of-9 FT) and a career-high 11 rebounds.
- Matched career best with two steals at Georgia (Jan. 7), also recording nine points and six rebounds.
- Matched career high with two assists vs. Illinois (Dec. 21) in the Braggin' Rights Games, also scoring 7 points and grabbing 4 rebounds.
- Recorded first career double-double in win over Miami (Ohio) on Dec. 6, posting career-highs in scoring (15 points) and matching his best in rebounds (10).
- Matched his career-high for the third time with 10 rebounds vs. Tulane (Nov. 20.) at the Tire Pros Invitational in Orlando, Fla.
- Scored 12 points, his first career game in double-figures, in Mizzou's season-opener vs. Alabama A&M (Nov. 13), converting a career-high 6-of-7 attempts from the free throw line.

2015-16 (JUNIOR):

- Averaged 2.8 points and 2.7 rebounds per game during his first season wearing the Black & Gold.
- Played in 29 games for head coach Kim Anderson's 2015-16 squad, with a stretch of six consecutive starts that included the first four games of the SEC schedule.
- Scored 9 points (4-of-5 FG, 1-of-1 FT) in his Mizzou debut vs. Wofford (Nov. 13), logging 13 minutes off the bench.
- Matched season highs in points (9) and rebounds (4) on a perfect night of shooting from the field (4-of-4 FG, 1-of-2 FT) in the 78-71 win vs. Northern Illinois (Dec. 4).
- Grabbed 10 rebounds vs. Illinois (Dec. 23), a career-best and the most for a Mizzou player at that point in the 2015-16 season.

- Played a season-high 24 minutes in the Braggin' Rights Game against the Fighting Illini.
- Back-to-back games with 10 rebounds with his effort vs. Arkansas-Pine Bluff (Dec. 29), his first career start.
- Two blocks and two steals in his second start of the season vs. Savannah State (Jan. 2), also recording 7 points (3-of-3 FG, 1-of-2 FT), 3 rebounds and 1 assist.

JUNIOR COLLEGE (JOHN A. LOGAN COLLEGE):

- Averaged 14.1 points and 7.2 rebounds per game and shot 61-percent from the field during the 2014-15 season at John A. Logan.
- Led John A. Logan College to a 27-7 record in 2014-15.
- Anchored the post as John A. Logan captured a Great Rivers Athletic Conference title and an NJCAA National Tournament berth.
- As a freshman, recorded 6.1 points per game while shooting 49.6-percent from the field.

HIGH SCHOOL:

- Won an Illinois state title as a senior at Simeon Career Academy.
- Played alongside Milwaukee Bucks forward and former No. 2 NBA Draft selection Jabari Parker.
- Transferred to Simeon from Leo Catholic High School in Chicago after his junior year.
- Earned all-state recognition as a junior at Leo Catholic.

PERSONAL:

- Son of Vivian Winters and Russell Woods, Sr.
- Born Dec. 5, 1994, in Chicago, Ill.
- Enjoys cooking in his spare time.

NCAA APPEARANCES: '44, '76, '78, '80, '81, '82, '83, '86, '87, '88, '89, '90, '92, '93, '95, '99, '00, '01, '02, '03, '09, '10, '11, '12, '13

32



ADAM WOLF

SO | F | 6-7 | 219

Beaver Dam, Wis. // Beaver Dam HS



WOLF CAREER STATS

SEASON	G-GS	MIN	MPG	FG-A	FG%	3FG-A	3FG%	FT-A	FT%	OFF	DEF	REB	AVG.	AST/TO	BS/S	TP	AVG.
2015-16	7-0	25	3.6	4-8	.500	1-4	.250	0-0	.000	1	7	8	1.1	0/0	2/1	9	1.3
2016-17	9-0	22	2.4	1-5	.200	0-2	.000	0-0	.000	3	0	3	0.3	0/0	0/1	2	0.2
TOTAL	16-0	47	2.9	5-13	.385	1-6	.167	0-0	.000	4	7	11	0.7	0/0	2/2	11	0.7

WOLF 2016-17 GAME-BY-GAME

Opponent	Date	GS	Min	FG	FGA	Pct	3FG	FGA	Pct	FT	FTA	Pct	Off	Def	Tot	Avg	PF	FO	A	TO	Blk	Stl	Pts	Avg	
ALABAMA A&M	11-13-16	6	0-1	.000	0-0	.000	0-0	.000	0-0	.000	1	0	1	1.0	1	0	0	0	0	0	0	0	0.0		
vs. Xavier	11-17-16		DNP - Coach's Decision																						
vs. Davidson	11-18-16		DNP - Coach's Decision																						
vs. Tulane	11-20-16		DNP - Coach's Decision																						
NW STATE	11-26-16	2	0-1	.000	0-1	.000	0-0	.000	0-0	.000	0	0	0	0.5	0	0	0	0	0	0	0	0	0.0		
N.C. Central	11-28-16		DNP - Coach's Decision																						
Western Kentucky	12-3-16		DNP - Coach's Decision																						
MIAMI (OHIO)	12-6-16	1	0-0	.000	0-0	.000	0-0	.000	0-0	.000	0	0	0	0.3	0	0	0	0	0	0	0	0	0.0		
Arizona	12-10-16		DNP - Coach's Decision																						
E. Illinois	12-17-16		DNP - Coach's Decision																						
vs. Illinois	12-21-16		DNP - Coach's Decision																						
Lipscomb	12-29-16		DNP - Coach's Decision																						
LSU *	1-4-17		DNP - Coach's Decision																						
at Georgia *	1-7-17		DNP - Coach's Decision																						
Auburn *	1-10-17		DNP - Coach's Decision																						
at Arkansas	1-14-17	0	0-0	.000	0-0	.000	0-0	.000	0-0	.000	0	0	0	0.3	0	0	0	0	0	0	0	0.0			
at Alabama *	1-18-17		DNP - Coach's Decision																						
Ole Miss *	1-21-17		DNP - Coach's Decision																						
at Miss. State *	1-25-17		DNP - Coach's Decision																						
S. Carolina *	1-28-17		DNP - Coach's Decision																						
at Florida *	2-2-17	7	0-0	.000	0-0	.000	0-0	.000	0-0	.000	0	0	0	0.2	1	0	0	0	0	0	1	0	0.0		
Arkansas *	2-4-17		DNP - Coach's Decision																						
at Texas A&M *	2-8-17	1	0-0	.000	0-0	.000	0-0	.000	0-0	.000	0	0	0	0.2	0	0	0	0	0	0	0	0	0.0		
Vanderbilt *	2-11-17		DNP - Coach's Decision																						
Alabama *	2-15-17		DNP - Coach's Decision																						
at Tennessee *	2-18-17	3	1-3	.333	0-1	.000	0-0	.000	0-0	.000	2	0	2	0.4	1	0	0	0	0	0	0	2	0.3		
Kentucky *	2-21-17		DNP - Coach's Decision																						
at Ole Miss *	2-25-17		DNP - Coach's Decision																						
TEXAS A&M *	2-28-17	1	0-0	.000	0-0	.000	0-0	.000	0-0	.000	0	0	0	0.4	0	0	0	0	0	0	0	0	0.3		
at Auburn *	3-4-17	1	0-0	.000	0-0	.000	0-0	.000	0-0	.000	0	0	0	0.3	0	0	0	0	0	0	0	0	0.2		
vs. Auburn	3-8-17		DNP - Coach's Decision																						

#32 AT A GLANCE

Games Where #32..	2016-17	Career
Scored 5+ points	-	1
Scored 10+ points	-	-
Hit 3+ FGs	-	1
Recorded 3+ rebounds	-	2
Recorded 2+ blocks	-	1
Played 10+ minutes	-	1

#32 Game & Career Highs...

2016-17	Career
2, at Tennessee	6, Arkansas-PB
2-18-17	PTS 12-29-15
1, at Tennessee	3, Arkansas-PB
2-18-17	FGM 12-29-15
3, at Tennessee	4, Arkansas-PB
2-18-17	FGA 12-29-15
-	1, at Arizona
-	3PTM 12-13-15
1, Twice	1, 3 times
-	3PTA
-	-
-	FTA
2, at Tennessee	3, Twice
-	REB
-	-
-	AST
-	2, Arkansas-PB
-	BLKS 12-29-15
1, at Florida	1, Twice
2-2-17	STLS
7, at Florida	12, at Kentucky
2-2-17	MIN 2-6-16

2016-17 (SOPHOMORE):

- Appeared in back-to-back road games for the Tigers, coming off the bench at Texas A&M (Feb. 8).
- Season-high seven minutes of action at Florida (Feb. 2), snagging one steal.
- Made season debut in Mizzou's season-opening win vs. Alabama A&M (Nov. 13), playing six minutes off the bench and recording one rebound.

2015-16 (FRESHMAN):

- Appeared in 7 games for head coach Kim Anderson, shooting 4-of-8 from the field for the season with 8 total rebounds.
- Scored his first career points on a three-pointer in his first minute of collegiate action at No. 13 Arizona (Dec. 13).
- Six points (3-of-4 FG) in just five minutes to close out the 78-25 win vs. Arkansas-Pine Bluff (Dec. 29), including 3 rebounds and 2 blocks.
- Season-high 12 minutes of action off the bench at Alabama (Feb. 6), recording a season-best 3 rebounds.

HIGH SCHOOL:

- Averaged 17.0 points and 7.5 rebounds per game and helped lead Beaver Dam High School to a 19-win season as a senior.
- Named First Team All-State in Wisconsin's Division 2 by the Wisconsin Basketball Coaches Association (WBCA) following his standout senior season.
- Earned Little Ten Conference Co-Player of the Year honors for his tremendous play on the court.
- Named Daily Citizen Player of the Year and earned all-area recognition after his 2014-15 campaign.
- Participated in the 2015 WBCA All-Star Game, an annual contest featuring the state of Wisconsin's top players.
- Played three seasons at Lake Forest High School in Illinois before transferring to Beaver Dam High School in Wisconsin for his senior season.

- Battled injuries throughout career at Lake Forest, averaging 6.3 points and 3.3 points per game as a junior while playing through a stress fracture.
- Played AAU basketball with Full Package Athletics, receiving coaching from Louis Walker and Steve Pratt.
- Passed up several Division II scholarship offers to accept Coach Anderson's walk-on opportunity at Mizzou.

PERSONAL:

- Son of John and Jamie Wolf.
- Has an older sister, Danielle, and younger sister, Lilly.
- Born on March 21, 1997, in Milwaukee, Wis.
- Would like to work in business at the conclusion of his basketball-playing career.
- Father, John, was a walk-on basketball player at Marquette from 1988-90.
- Favorite movie is Star Wars.
- Has lived in seven different states in his lifetime.

NCAA APPEARANCES: '44, '76, '78, '80, '81, '82, '83, '86, '87, '88, '89, '90, '92, '93, '95, '99, '00, '01, '02, '03, '09, '10, '11, '12, '13

33



CULLEN VANLEER

SO | G | 6-4 | 208

Pacific, Mo. // Pacific HS



VANLEER CAREER STATS

SEASON	G-GS	MIN	MPG	FG-A	FG%	3FG-A	3FG%	FT-A	FT%	OFF	DEF	REB	AVG.	AST/TO	BS/S	TP	AVG.
2015-16	31-3	534	17.2	45-138	.326	30-110	.273	5-8	.625	7	29	36	1.2	24 / 14	1 / 10	125	4.0
2016-17	30-17	712	23.7	49-145	.338	37-120	.308	19-22	.864	6	42	48	1.6	41 / 24	8 / 22	154	5.1
TOTAL	61-20	1246	20.4	94-283	.332	67-230	.291	24-30	.800	13	71	84	1.4	65 / 38	9 / 32	279	4.6

#33 AT A GLANCE

Games Where #33..	2016-17	Career
Scored 5+ points	16	27
Scored 10+ points	5	8
Hit 3+ FGs	8	12
Hit 2+ 3-pointers	10	17
Recorded 3+ rebounds	7	13
Multiple assists	10	15
Dished 5+ assists	1	1
Multiple steals	5	8
Played 20+ minutes	22	31
Played 30+ minutes	10	12

#33 Game & Career Highs...

2016-17	Career
14, vs. Miami (Ohio)	14, vs. Miami (Ohio)
12-6-16	PTS 12-6-16
5, vs. Arkansas	5, Twice
2-4-17	FGM -
10, vs. NC Central	10, vs. NC Central
11-28-16	FGA 11-28-16
4, vs. Miami (Ohio)	4, Twice
12-6-16	3PTM -
7, 3 times	7, 6 times
-	3PTA -
3, vs. NC Central	3, vs. NC Central
11-28-16	FTM 11-28-16
4, vs. NC Central	4, vs. NC Central
11-28-16	FTA 11-28-16
5, Twice	5, Twice
-	REB -
5, vs. Alabama A&M	5, vs. Alabama A&M
11-13-16	AST 11-13-16
1, 7 times	1, 8 times
-	BLKS -
3, Twice	3, Twice
-	STLS -
37, Twice	37, Twice
-	MIN -

VANLEER 2016-17 GAME-BY-GAME

Opponent	Date	GS	Min	FG	FGA	Pct	3FG	FGA	Pct	FT	FTA	Pct	Off	Def	Tot	Avg	PF	FO	A	TO	Blk	Stl	Pts	Avg
ALABAMA A&M	11-13-16	*	29	3-5	600		3-5	.600	0-0	.000	0	2	2	2.0	3	0	5	1	1	0	9	9.0		
vs Xavier	11-17-16	*	37	1-3	.333	1-2	.500	0-0	.000	0	2	2	2.0	4	0	1	2	1	1	3	6.0			
vs Davidson	11-18-16	*	35	4-9	.444	3-7	.429	0-0	.000	0	1	1	1.7	2	0	2	2	0	2	11	7.7			
vs Tulane	11-20-16	*	33	1-6	.167	1-5	.200	0-0	.000	0	1	1	1.5	3	0	3	3	0	0	3	6.5			
NW STATE	11-26-16	*	35	4-8	.500	2-6	.333	0-0	.000	0	5	5	2.2	1	0	3	1	1	1	10	7.2			
NC CENTRAL	11-28-16	*	35	1-10	.100	0-6	.000	3-4	.750	0	3	3	2.3	4	0	1	0	0	2	5	6.8			
WESTERN KENTUCKY	12-3-16	*	30	1-5	.200	1-5	.200	2-2	1.000	0	2	2	2.3	2	0	1	1	0	3	5	6.6			
MIAMI (OHIO)	12-6-16	*	25	4-7	.571	4-7	.571	2-2	1.000	0	1	1	2.1	3	0	1	0	0	1	14	7.5			
ARIZONA	12-10-16	*	37	2-8	.250	2-7	.286	2-2	1.000	0	2	2	2.1	2	0	4	1	0	1	8	7.6			
EASTERN ILLINOIS	12-17-16	*	28	2-6	.333	0-3	.000	2-2	1.000	0	5	5	2.4	0	0	1	0	0	0	6	7.4			
vs Illinois	12-21-16	*	35	2-8	.250	1-4	.250	0-0	.000	0	1	1	2.3	5	1	3	1	0	1	5	7.2			
LIPSCOMB	12-29-16		23	0-5	.000	0-5	.000	0-1	.000	2	1	3	2.3	1	0	1	0	1	0	0	0	6.6		
LSU*	1-4-17		1	0-0	.000	0-0	.000	0-0	.000	0	0	0	2.2	0	0	0	0	0	0	0	0	6.1		
at Georgia*	1-7-17		11	0-2	.000	0-2	.000	0-0	.000	0	2	2	2.1	3	0	1	0	1	0	0	0	5.6		
AUBURN*	1-10-17		4	0-1	.000	0-1	.000	0-0	.000	0	0	0	2.0	1	0	0	0	0	0	0	0	5.3		
at Arkansas*	1-14-17		8	1-1	1.000	1-1	1.000	0-0	.000	1	0	1	1.9	1	0	1	1	0	1	0	0	3	5.1	
at Alabama*	1-18-17		20	1-2	.500	1-2	.500	0-0	.000	0	2	2	1.9	4	0	0	2	0	0	3	5.0			
OLE MISS*	1-21-17		23	3-6	.500	3-6	.500	0-1	.000	0	3	3	2.0	2	0	0	0	0	0	9	5.2			
at Miss. State*	1-25-17		28	3-4	.750	3-4	.750	0-0	.000	0	1	1	1.9	2	0	1	0	0	0	9	5.4			
S. CAROLINA*	1-28-17		25	1-5	.200	1-5	.200	0-0	.000	0	3	3	2.0	2	0	2	1	0	0	3	5.3			
at Florida*	2-2-17		21	2-5	.400	2-4	.500	0-0	.000	0	1	1	2.0	3	0	0	0	0	0	6	5.3			
ARKANSAS*	2-4-17	*	32	5-9	.556	2-6	.333	0-0	.000	0	0	0	1.9	4	0	0	2	1	1	12	5.6			
at Texas A&M*	2-8-17	*	28	1-6	.167	1-5	.200	0-0	.000	0	0	0	1.8	1	0	2	2	1	1	3	5.5			
VANDERBILT*	2-11-17	*	30	1-3	.333	1-3	.333	2-2	1.000	0	0	0	1.7	2	0	4	1	1	1	5	5.5			
ALABAMA*	2-15-17	*	27	1-5	.200	1-5	.200	2-2	1.000	0	0	0	1.6	1	0	0	3	0	2	5	5.5			
at Tennessee*	2-18-17	*	18	1-3	.333	0-2	.000	2-2	1.000	0	2	2	1.7	3	0	1	0	0	3	4	5.4			
KENTUCKY*	2-21-17	*	8	0-1	.000	0-1	.000	0-0	.000	0	0	0	1.6	1	0	0	0	0	0	0	0	5.2		
at Ole Miss*	2-25-17		22	3-4	.750	2-3	.667	2-2	1.000	2	2	4	1.7	0	0	1	0	0	0	10	5.4			
TEXAS A&M*	2-28-17		12	1-5	.200	1-5	.200	0-0	.000	0	0	0	1.6	1	0	1	0	0	1	3	5.3			
at Auburn*	3-4-17		12	0-3	.000	0-3	.000	0-0	.000	1	0	1	1.6	0	0	2	0	0	1	0	5.1			
vs. Auburn	3-8-17																							

HONORS:

- 2015-16 First-Year SEC Academic Honor Roll

2016-17 (SOPHOMORE):

- Scored a career-high 14 points and matched a career-high for three-pointers made with four in a win over Miami (Ohio) on Dec. 6.
- Posted a career-high three steals and connected on two free throws in the final minute to seal the victory against Western Kentucky (Dec. 3).
- Recorded a career-high five rebounds vs. Northwestern State (Nov. 26).
- Knocked down three three-pointers in Mizzou's season-opening win over Alabama A&M (Nov. 13), dishing out a career-high five assists as well.

2015-16 (FRESHMAN):

- Appeared in all 31 games for Mizzou in his first collegiate campaign, including three starts late in the Tigers' SEC schedule.
- Averaged 4.0 points and 1.2 rebounds in 17.2 minutes per game in his first season wearing the Black & Gold.
- Hit on his first two field goal attempts in his collegiate debut vs. Wofford (Nov. 13), including his first career three-pointer.
- Season-best 13 points (5-of-9 FG, 3-of-7 3PT) at Xavier (Nov. 17), leading the Tigers in scoring for the first time.
- Season-high 3 assists in second start at Arkansas (Feb. 20), his fifth game of the season with multiple assists.

PACIFIC HIGH SCHOOL:

- Averaged 23.5 points and 7.3 rebounds per game for Pacific High School as a senior.
- Became the all-time leading scorer in Pacific history, snapping a record that stood since 1954.
- Reached 1,000 career points in just 58 games.

- Named Missouri Class 4 Co-Player of the Year.
- Was a MBCA Class 4 All-State selection.
- Added academic all-conference honors as a senior.
- Also competed in golf in high school, receiving first team all-conference recognition and twice qualifying for the Missouri state golf championship.

PERSONAL:

- Son of John and Lori VanLeer.
- Born on May 25, 1996, in Beaufort, Mo.
- Both parents attended Missouri State and work as educators, with mother, Lori, working as a superintendent and father, John, working as a physical education teacher and coach.
- Has been a fan of Mizzou Basketball since childhood.
- Showed cattle as a youngster.
- Has a younger brother named Cameron.
- Favorite sports movie is Glory Road.
- Would like to follow in his parents' footsteps and become a teacher or coach, or work in the physical therapy field.
- Avid golfer who sank the first hole-in-one of his golf career on an off day of Mizzou's first week of official 2016-17 practices.

INDIVIDUAL: THE LAST TIME MIZZOU HAD...

Player score 25 points _____ Kevin Puryear (26) vs. Ole Miss; Jan. 21, 2017

Player score 30 points _____ Jabari Brown (30) vs. Davidson; March 18, 2014

Player score 35 points _____ Thomas Gardner (40) vs. Kansas; Jan. 16, 2006

Player score 40 points _____ Thomas Gardner (40) vs. Kansas; Jan. 16, 2006

Player grab 15 rebounds _____ Johnathan Williams III (15) vs. Texas A&M; March 14, 2014

Player grab 20 rebounds _____ Curtis Berry (20) vs. Kansas; Jan. 9, 1980

Player record a double-double _____ Jordan Barnett (15 p, 13 r) vs. Lipscomb, Dec. 29, 2016

Two players record a double-double _____ Russell Woods (13 p, 11 r)
_____ Terrence Phillips (10 p, 10 a) vs. Ole Miss; Jan. 21, 2017

Player record a triple-double _____ Never

Player score 20+ points in back-to-back games _____ Jordan Barnett
_____ (23) at Texas A&M, Feb. 8, 2017; (23) vs. Vanderbilt, Feb. 11, 2017

Player score 20+ points in back-to-back games to start season _____ Frankie Hughes
_____ (23) vs. Alabama A&M, Nov. 13, 2016; (24) vs. Xavier, Nov. 17, 2016

Player score 20+ points in back-to-back-to-back games _____ Jabari Brown
_____ (20) at Ole Miss, Feb. 8, 2014; (25) vs. Arkansas, Feb. 13, 2014; (24) vs. Tennessee, Feb. 15, 2014

Player dish out 10 assists _____ Terrence Phillips (10) vs. Ole Miss; Jan. 21, 2017

Player collect five steals _____ Terrence Phillips (5) vs. Miami (Ohio); Dec. 6, 2016

Player hit five three-point baskets _____ Frankie Hughes (5) at Ole Miss; Feb. 25, 2017

Player make 10 free throws _____ Kevin Puryear (10-12) at Auburn; March 4, 2017

Two players score 20 points in a game _____ Jabari Brown (26)
_____ Earnest Ross (24) vs. Texas A&M; March 14, 2014

Three players score 20 points in a game _____ Frankie Hughes (24)
_____ Kevin Puryear (22)
_____ Terrence Phillips (21) vs. Xavier; Nov. 17, 2016

Two players grab 10 rebounds in a game _____ Jakeenan Gant (11)
_____ Russell Woods (10) vs. Arkansas-Pine Bluff; Dec. 29, 2015

Three players grab 10 rebounds in a game _____ Negus Webster-Chan (11)
_____ Earnest Ross (10)
_____ Alex Oriakhi (10) vs. Alcorn State; Nov. 13, 2012

Five players score in double figures _____ Jordan Barnett (18)
_____ Kevin Puryear (15)
_____ Jordan Geist (13)
_____ Terrence Phillips (12)
_____ K.J. Walton (11) vs. LSU, Jan. 4, 2017

Six players score in double figures _____ Matt Pressey (14)
_____ Phil Pressey (12)
_____ Ricardo Ratiliffe (12)
_____ Michael Dixon Jr. (12)
_____ Kim English (10)
_____ Steve Moore (10) at Iowa State; Jan. 11, 2012

Seven players score in double figures _____ Kim English (20)
_____ Justin Stafford (16)
_____ Laurence Bowers (16)
_____ Marcus Denmon (12)
_____ Matt Pressey (10)
_____ Michael Dixon Jr. (10)
_____ Ricky Kreklow (10) vs. North Alabama; Jan. 5, 2011

TEAM: THE LAST TIME MIZZOU...

Scored 100 points or more _____ Dec. 17, 2012; Mizou 102, South Carolina State 51

Scored less than 50 points _____ Feb. 28, 2017, Texas A&M 60, Mizou 43

Scored less than 50 points and won _____ Nov. 14, 1997; Mizou 45, Depaul 42

Allowed 100 points or more _____ Feb. 7, 2011; Kansas 103, Mizou 86

Held an opponent to less than 40 points _____ Dec. 29, 2015; Mizou 78, Arkansas-Pine Bluff 25

Held an opponent to less than 50 points _____ Nov. 13, 2016; Mizou 99, Alabama A&M 44

Had 50 rebounds _____ Jan. 10, 2016, vs. Auburn (51)

Had 20 assists _____ Feb. 8, 2017, at Texas A&M (20)

Had 30 assists _____ Dec. 18, 2010, vs. Central Arkansas (33)

Had 10 steals _____ Jan. 7, 2017, at Georgia (10)

Forced 20 turnovers _____ Jan. 7, 2017, at Georgia (20)

Held opponent to less than 25 percent shooting _____ Dec. 29, 2015, Arkansas-Pine Bluff (15.4)

Shot better than 70 percent from the field _____ Dec. 6, 1989, vs. Hawaii Loa (.752)

Shot under 30 percent from the field _____ Feb. 28, 2017, vs. Texas A&M (.246)

Shot better than 90 percent from the free throw line _____
_____ March 8, 2014 at Tennessee (13-for-14, .921)

Attempted 40 free throws _____ Dec. 29, 2016, vs. Lipscomb (41)

Made 10 3-pointers _____ March 4, 2017, at Auburn (13-for-38)

Attempted 35 three-pointers _____ March 4, 2017, at Auburn (13-for-38)

Won an overtime game _____ Jan. 8, 2015 vs. LSU; Mizou 74, LSU 67 (OT)

Lost an overtime game _____ Nov. 17, 2016 vs. Xavier; XU 83, Mizou 82 (OT)

Played a double-OT game _____ March 14, 2014; Mizou 91, Texas A&M 83

Played a triple-overtime game _____ Jan. 13, 2001; Mizou 112, Iowa State 109 (4OT)

Defeated an AP Top 25 team _____ Dec. 15, 2013; Mizou 80, No. 18 UCLA 71

Defeated a USA Today Top 25 team _____ Feb. 16, 2016; Mizou 72, No. 23 South Carolina 67

Had a 20-point win _____ Feb. 11, 2017; Mizou 72, Vanderbilt 52

Had a 30-point win _____ Jan. 2, 2016; Mizou 81, Savannah State 50

Had a 40-point win _____ Dec. 29, 2015; Mizou 78, Arkansas-Pine Bluff 25

Had a 50-point win _____ Nov. 13, 2016; Mizou 99, Alabama A&M 44

Won back-to-back road games _____ Dec. 28, 2013 at North Carolina State (68-64)
_____ Jan. 11, 2014 at Auburn (70-68)

Won by double digits over an SEC team _____ Feb. 11, 2017 vs. Vanderbilt (72-52)

MIZZOU STARTERS...

Opponent	G	G	G	F	F	Record **	
Nov. 13	Alabama A&M	Phillips	Hughes	VanLeer	Puryear	Woods	1-0
Nov. 17	vs. Xavier	Phillips	Hughes	VanLeer	Puryear	Woods	1-1
Nov. 18	vs. Davidson	Phillips	Hughes	VanLeer	Puryear	Woods	1-2
Nov. 20	vs. Tulane	Phillips	Hughes	VanLeer	Puryear	Woods	2-2
Nov. 26	Northwestern St.	Phillips	Hughes	VanLeer	Puryear	Woods	3-2
Nov. 28	NC Central	Phillips	Hughes	VanLeer	Puryear	Woods	3-3
Dec. 3	Western Kentucky	Phillips	Hughes	VanLeer	Puryear	Woods	4-3
Dec. 6	Miami (Ohio)	Phillips	Hughes	VanLeer	Puryear	Woods	5-3
Dec. 10	Arizona	Phillips	Hughes	VanLeer	Puryear	Woods	5-4
Dec. 17	Eastern Illinois	Phillips	Hughes	VanLeer	Puryear	Woods	5-5
Dec. 21	vs. Illinois	Phillips	Hughes	VanLeer	Puryear	Woods	5-6
Dec. 29	Lipscomb	Phillips	Geist	Barnett	Puryear	Woods	0-1
Jan. 4	LSU	Walton	Geist	Barnett	Puryear	Woods	0-1
Jan. 7	at Georgia	Walton	Geist	Barnett	Puryear	Woods	0-2
Jan. 10	Auburn	Walton	Geist	Barnett	Puryear	Woods	0-3
Jan. 14	at Arkansas	Walton	Geist	Barnett	Puryear	Woods	0-4
Jan. 18	at Alabama	Walton	Geist	Barnett	Puryear	Woods	0-5
Jan. 21	Ole Miss	Walton	Geist	Barnett	Puryear	Woods	0-6
Jan. 25	at Mississippi St.	Walton	Geist	Barnett	Puryear	Woods	0-7
Jan. 28	South Carolina	Walton	Geist	Barnett	Puryear	Woods	0-8
Feb. 2	at Florida	Walton	Geist	Barnett	Puryear	Woods	0-9
Feb. 4	Arkansas	Phillips	Walton	VanLeer	Puryear	Woods	1-0
Feb. 8	at Texas A&M	Phillips	Walton	VanLeer	Puryear	Woods	1-1
Feb. 11	Vanderbilt	Phillips	Walton	VanLeer	Puryear	Woods	2-1
Feb. 15	Alabama	Phillips	Walton	VanLeer	Puryear	Woods	2-2
Feb. 18	at Tennessee	Phillips	Walton	VanLeer	Puryear	Woods	2-3
Feb. 21	Kentucky	Phillips	Walton	VanLeer	Puryear	Woods	2-4
Feb. 25	at Ole Miss	Phillips	Walton	Geist	Puryear	Woods	0-1
Feb. 28	Texas A&M	Phillips	Walton	Glassman	Puryear	Woods	0-1
March 4	at Auburn	Phillips	Geist	Barnett	Puryear	Woods	0-2

MIZZOU WHEN...

MIZZOU WHEN...

Playing at home	6-11
Playing on the road	0-9
Playing on a neutral court	1-3
SEC games	2-16
SEC at home	2-7
SEC on the road	0-9
Following a win	2-5
Following a loss	4-17
Leading at half	6-7
Trailing at half	1-15
Tied at half	0-0
Shoots at least 50%	3-0
Shoots less than 50%	4-23
Opponent shoots 50%	1-4
Shoots more FT than Opp.	6-7
Shoots fewer FT than Opp.	0-15
Shoots same FT as Opp.	1-1
Makes more FT than Opp.	6-9
Makes fewer FT than Opp.	0-13
Makes same FT as Opp.	1-1
Scores 90-110	1-0
Scores 80-89	3-1
Scores 70-79	1-10
Scores 69 or fewer	2-11
Leads in rebounding	6-4
Trails in rebounding	1-17
Tied in rebounding	0-2
More turnovers than Opp.	2-11
Fewer turnovers than Opp.	4-11
Same turnovers as Opp	1-1
In November	3-3
In December	2-4
In January	0-8
In February	2-7
In March	0-1
Margin between 1-5	3-8
Margin between 6-10	0-4
Margin between 11-20	0-7
Margin 20+	4-2
Overtime Games	0-1
On Sunday	2-0
On Monday	0-1
On Tuesday	1-3
On Wednesday	0-5
On Thursday	0-3
On Friday	0-1
On Saturday	4-10
Wearing White	5-11
Wearing Black	1-5
Wearing Gold	1-3
Wearing Anthracite	0-4

2016-17 BOX SCORES



Official Basketball Box Score - Game Totals - Final Statistics

Alabama A&M vs Mizou

11-13-16 7:05 p.m. at Mizou Arena / Columbia, Mo.



#	Player	Total		3-Pr		Rebounds		PF	TP	A	TO	Bk	Stl	Min
		FG	FGA	FT	FTA	Off	Def							
00	De'Edrick Petty	3-12	1-6	6-8	1	0	1	1	13	0	4	1	2	25
10	Rakya Battle	0-4	0-2	2-2	0	0	0	1	2	1	1	0	0	18
24	Evan Wiley	0-3	0-0	0-0	1	2	3	0	0	0	0	0	1	9
11	Tracy Burnett	0-0	0-0	3-5	1	3	6	0	1	0	0	0	0	29
42	Quinterian McCombs	1-9	0-0	1-2	1	4	5	3	3	0	2	0	0	23
02	Christopher Thomas	0-2	0-1	0-0	1	0	1	2	0	0	0	0	0	13
04	Arston Johnson	3-9	0-1	0-0	0	0	3	6	1	2	0	0	0	24
13	Matthew Cotton	0-4	0-0	0-0	1	1	4	4	1	1	0	0	0	16
12	Marcus Merriweather	2-4	0-1	0-1	0	1	0	4	0	0	0	0	0	11
20	L'Quan Whitshire	0-1	0-0	2-2	2	2	4	2	1	0	0	0	0	16
2	Eugene Jones Jr.	2-6	0-2	0-0	2	1	3	4	0	0	0	0	0	16
Team					0	1								
Totals		16-60	1-13	11-15	13	16	29	22	44	4	15	5	5	200
FG % 1st Half:	8.35	22.9%	2nd half:	8.25	32.0%	Game:	16.60	26.7%	Deatball					
3FG % 1st Half:	0.00	0.0%	2nd half:	3.3	33.3%	Game:	1.13	7.7%	Rebounds					
FT % 1st Half:	4.4	100.0%	2nd half:	7.13	68.6%	Game:	11.15	73.3%						

#	Player	Total		3-Pr		Rebounds		PF	TP	A	TO	Bk	Stl	Min
		FG	FGA	FT	FTA	Off	Def							
01	PHILLIPS, Terrence	2-3	0-0	3-5	0	3	2	7	5	3	0	0	0	20
01	HUGHES, Frankie	9-14	0-0	1-4	1	1	2	0	23	1	1	2	0	21
24	PURYEAR, Kevin	2-4	0-0	3-4	0	9	0	7	1	0	1	1	1	15
25	WOODS, Russell	3-3	0-0	6-7	2	1	3	12	0	0	0	0	0	17
33	VANLEER, Cullen	3-5	3-5	0-0	2	2	3	9	5	1	1	0	0	29
02	JACKSON, Willie	5-6	0-0	1-2	4	5	9	1	21	1	0	0	0	20
04	SMITH, Mitchell	3-4	0-0	1-3	1	4	5	2	7	0	1	1	0	13
10	RAU, Brett	0-0	0-0	0-0	0	0	0	0	0	0	0	0	0	2
11	WALTON, K.J.	4-6	0-0	1-2	1	1	2	9	2	1	0	0	0	18
13	GLASSMAN, Trevor	0-0	0-0	0-0	0	0	0	0	1	1	0	0	0	2
14	NIKKO, Reed	2-4	0-0	2-2	0	4	4	6	1	0	0	0	0	15
15	GEIST, Jordan	2-6	1-2	3-4	0	1	1	0	8	0	0	0	0	22
32	WOLF, Adam	0-1	0-0	0-0	1	1	1	0	0	0	0	0	0	6
Team					0	1								
Totals		35-68	0-0	21-33	10	33	43	14	99	7	4	9	0	200
FG % 1st Half:	16.28	57.1%	2nd half:	19.28	67.9%	Game:	35.56	62.5%	Deatball					
3FG % 1st Half:	4.11	36.4%	2nd half:	4.5	80.0%	Game:	8.16	50.0%	Rebounds					
FT % 1st Half:	13.17	76.5%	2nd half:	9.16	50.0%	Game:	21.33	65.6%						

Officials: Doug Show, Antonio Petty, Owen Stort
Technical fouls: Alabama A&M None, Mizou None.
Attendance: 3977

Score by periods	1st	2nd	Total
Alabama A&M	20	24	44
Mizou	49	50	99

Official Basketball Box Score - Game Totals - Final Statistics

Xavier vs Mizou

11/17/16 1:00 PM ET at Orlando, Fla. (HP Field House)



#	Player	Total		3-Pr		Rebounds		PF	TP	A	TO	Bk	Stl	Min
		FG	FGA	FT	FTA	Off	Def							
54	O'MARA, Sean	5-7	0-0	3-4	2	3	5	1	13	0	0	1	1	25
04	SUMNER, Edmond	7-19	0-5	4-11	0	6	3	18	1	4	1	3	4	21
05	BLUETT, Trevor	5-16	0-6	3-4	1	2	3	4	13	1	3	0	0	29
13	BERNARD, Malcolm	4-11	3-8	1-1	4	5	4	6	2	2	2	2	2	32
55	MACURA, J.P.	6-14	1-7	6-6	3	2	5	2	19	5	0	2	4	42
00	JONES, Tyrique	0-2	0-0	0-0	3	1	4	5	0	1	0	0	0	9
03	GOODEN, Quentin	0-3	0-1	2-2	0	1	1	0	2	1	0	0	0	20
00	GASTON, Rashid	3-4	0-0	6-10	3	7	10	5	12	2	2	0	0	27
Team					6	7								
Totals		28-70	2-22	25-38	19	33	52	24	83	14	14	9	6	225
FG % 1st Half:	14.35	40.0%	2nd half:	13.28	39.3%	Game:	28.70	40.0%	Deatball					
3FG % 1st Half:	2.12	21.1%	2nd half:	0.7	0.0%	Game:	2.22	9.1%	Rebounds					
FT % 1st Half:	6.11	54.5%	2nd half:	13.19	68.4%	Game:	6.8	75.0%						

#	Player	Total		3-Pr		Rebounds		PF	TP	A	TO	Bk	Stl	Min
		FG	FGA	FT	FTA	Off	Def							
24	PURYEAR, Kevin	5-17	1-5	11-12	1	9	10	1	22	3	1	0	0	40
25	WOODS, Russell	1-1	0-0	0-1	0	1	0	5	4	0	1	0	0	17
01	PHILLIPS, Terrence	7-16	1-6	6-6	0	7	7	5	21	5	2	0	1	40
01	HUGHES, Frankie	8-20	5-13	3-5	2	3	5	1	24	3	4	0	3	41
33	VANLEER, Cullen	1-3	1-2	0-0	0	2	2	4	3	1	2	1	1	37
02	JACKSON, Willie	3-3	0-0	0-1	1	3	4	6	0	1	0	0	0	20
05	SMITH, Mitchell	0-0	0-0	0-2	1	0	1	0	0	0	0	0	0	2
11	WALTON, K.J.	0-0	0-0	0-0	0	0	0	0	0	0	0	0	0	8
14	NIKKO, Reed	1-2	0-0	0-0	0	2	2	4	1	1	2	0	0	11
15	GEIST, Jordan	0-1	0-0	0-0	0	2	2	1	0	0	0	0	0	9
Team					3	2	5							
Totals		27-65	8-26	20-27	9	30	39	28	82	13	14	4	5	225
FG % 1st Half:	12.27	44.4%	2nd half:	13.30	36.7%	Game:	27.45	41.5%	Deatball					
3FG % 1st Half:	3.13	23.1%	2nd half:	4.00	40.0%	Game:	9.26	30.8%	Rebounds					
FT % 1st Half:	11.16	68.8%	2nd half:	7.9	77.8%	Game:	2.2	100.0%						

Officials: Gerry Pollard, Hal Luk, Kipp Klossner
Technical fouls: Xavier None, Mizou None.
Attendance: Game 2 of The Tim Prox Invitational

Score by periods	1st	2nd	OT	Total
Xavier	36	35	12	83
Mizou	38	33	11	82

- Freshman guard Frankie Hughes scored 24 points to lead Mizou in the game, becoming the first Tiger to ever start his career with back-to-back 20-point games. Hughes scored 23 points in his collegiate debut against Alabama A&M on Nov. 13.
- Hughes sank five shots from beyond the three-point arc in the game, the first time a Tiger has sank five or more from deep since Namon Wright drained six from deep against Ole Miss on Feb. 23, 2016.
- Mizou had three players score 20 or more points; Hughes (24), sophomore forward Kevin Puryear (22) and sophomore guard Terrence Phillips (21), for the first time since Feb. 8, 2014, when Earnest Ross (24), Jordan Clarkson (23) and Jabari Brown (20) did so against Ole Miss.
- The 21-point output from Phillips is a new career-high, surpassing his previous high of 16 set twice last year.



Official Basketball Box Score - Game Totals - Final Statistics

Davidson vs Mizou

11/18/16 11:30 AM ET at Orlando, Fla. (HP Field House)



#	Player	Total		3-Pr		Rebounds		PF	TP	A	TO	Bk	Stl	Min
		FG	FGA	FT	FTA	Off	Def							
22	MAGARITY, Will	3-10	0-5	0-0	0	4	4	5	6	3	5	2	0	25
23	ALDRIDGE, Peyton	8-13	3-5	2-4	1	6	7	0	21	1	3	1	0	37
03	GLUDIMONSTON, Jon A.	2-5	2-5	1-2	1	2	3	2	7	2	0	0	0	26
12	GIBBS, Jack	7-16	3-9	8-9	3	2	3	2	25	4	4	0	2	34
32	REIGEL, Rusty	0-3	0-3	0-0	0	6	6	1	0	2	0	1	0	37
00	KHOVACEVIC, Dusan	0-0	0-0	0-0	0	1	4	0	0	1	0	0	0	5
01	EKWU, Nathan	1-1	0-0	1-1	0	3	3	3	1	0	0	0	0	10
02	WATKINS, Jordan	3-5	3-9	0-0	1	3	4	2	8	1	1	0	0	23
00	FANES, Kamau	0-0	0-0	0-0	0	0	0	0	0	0	0	0	0	0
31	GIAMOUKIS, Manu	0-0	0-0	0-0	0	0	0	0	0	0	0	0	0	0
40	MCALLIFF, Andrew	0-1	0-0	0-0	0	0	0	0	0	0	0	0	0	3
Team					2	5								
Totals		24-54	10-30	12-16	6	30	36	19	70	14	16	5	6	200
FG % 1st Half:	14.33	42.4%	2nd half:	11.33	47.6%	Game:	24.54	44.4%	Deatball					
3FG % 1st Half:	6.18	33.3%	2nd half:	4.12	33.3%	Game:	10.30	33.3%	Rebounds					
FT % 1st Half:	3.4	75.0%	2nd half:	9.12	75.0%	Game:	12.16	75.0%						

#	Player	Total		3-Pr		Rebounds		PF	TP	A	TO	Bk	Stl	Min
		FG	FGA	FT	FTA	Off	Def							
24	PURYEAR, Kevin	1-10	0-1	2-3	1	5	6	1	12	0	2	1	0	19
25	WOODS, Russell	1-3	0-0	0-0	1	1	2	0	0	1	0	0	0	26
01	PHILLIPS, Terrence	0-3	0-3	1-2	1	2	3	1	6	1	0	0	0	24
03	HUGHES, Frankie	6-11	4-0	0-1	0	2	2	2	2	3	0	0	1	25
33	VANLEER, Cullen	4-9	3-7	0-0	0	1	1	2	11	2	2	0	2	35
02	JACKSON, Willie	5-6	0-0	0-1	2	3	5	1	7	0	1	0	0	19
11	WALTON, K.J.	2-6	0-1	2-2	1	3	6	6	6	2	0	0	0	17
14	NIKKO, Reed	5-6	0-0	0-1	0	0	0	3	10	1	1	0	0	16
15	GEIST, Jordan	1-3	0-0	2-2	0	4	4	1	4	1	3	1	0	19
Team					2	3								
Totals		22-61	3-16	8-12	11	26	37	15	55	14	15	2	6	200
FG % 1st Half:	14.33	39.3%	2nd half:	11.33	33.3%	Game:	22.61	36.1%	Deatball					
3FG % 1st Half:	1.5	20.0%	2nd half:	2.11	18.2%	Game:	3.16	18.8%	Rebounds					
FT % 1st Half:	0.0	0.0%	2nd half:	8.10	80.0%	Game:	8.12	66.7%						

Officials: Steve Olson, Lamont Simpson, Rick Randall
Technical fouls: Davidson None, Mizou None.
Attendance: 2016 The Prox Invitational

Score by periods	1st	2nd	Total
Davidson	37	33	70
Mizou	23	32	55

- The Tigers were led by sophomore forward Kevin Puryear, who scored 12 points

2016-17 BOX SCORES



Official Basketball Box Score - Game Totals - Final Statistics Western Kentucky vs Mizou 12-3-16 2:01 PM at Columbia, Mo. (Mizzou Arena)

#	Player	Total		3-Pr		Rebounds		PF	TP	A	TO	Bk	Stl	Min
		FG	FGA	FT	FTA	Off	Def							
01	HOWARD, Tobias	2	3	0	1	2	0	4	6	1	2	0	0	23
05	LOMOMBA, Junior	3	9	1	3	5	9	6	2	0	1	0	1	35
23	THOMAS, Pansica	3	12	1	5	2	5	1	9	1	1	0	1	39
29	JOHNSON, Justin	5	11	0	1	4	3	1	1	2	0	0	0	25
32	JOHNSON, Cole	5	12	1	5	0	8	2	12	1	3	1	1	34
03	PARRIS, Damar	0	0	0	0	0	0	0	0	0	0	0	0	0
14	LAWSON, Ben	2	0	0	0	2	4	3	4	0	3	0	0	20
42	WATERS, Anton	1	3	0	0	1	2	1	2	0	0	0	0	7
43	LEAHY, Marty	0	0	0	0	1	1	1	0	0	0	0	0	6
Team		21	52	3	11	11	19	4	2	2	56	11	15	4
Totals		21	52	3	11	11	19	4	2	2	56	11	15	4

FG % 1st Half: 13.30 43.3% 2nd half: 9.22 34.4% Game: 21.52 40.4% Double
3FG % 1st Half: 1-8 29.6% 2nd half: 2-7 28.6% Game: 3-15 20.0% Rebounds
FT % 1st Half: 3-7 42.9% 2nd half: 6-12 66.7% Game: 11-19 57.9%

Mizzou 59 • 4-3

#	Player	Total		3-Pr		Rebounds		PF	TP	A	TO	Bk	Stl	Min
		FG	FGA	FT	FTA	Off	Def							
01	PHILLIPS, Terrence	2	6	1	5	2	6	2	6	0	5	0	2	33
03	HUGHES, Frankie	5	15	3	10	5	6	1	3	2	18	1	0	35
24	PURYEAR, Kevin	5	12	0	2	1	4	5	12	1	4	0	0	21
25	WOODS, Russell	4	6	0	2	4	8	2	10	1	1	0	1	31
33	VANLEER, Cullen	1	5	1	5	2	2	5	1	1	0	3	0	30
02	JACKSON, Willie	2	6	0	1	2	3	5	1	6	0	3	1	15
05	SMITH, Mitchell	0	1	0	0	0	3	2	0	0	0	0	0	12
11	WALTON, K.J.	1	4	0	1	2	3	1	2	1	1	0	0	14
15	GEIST, Jordan	0	2	0	0	0	0	0	0	0	0	0	0	9
Team		20	57	5	24	14	30	44	16	59	10	17	1	200

FG % 1st Half: 9.31 29.0% 2nd half: 11.26 42.3% Game: 20.57 35.1% Double
3FG % 1st Half: 4-17 23.5% 2nd half: 1-7 14.3% Game: 5-24 20.8% Rebounds
FT % 1st Half: 11-17 64.7% 2nd half: 3-4 75.0% Game: 14-21 66.7%

Score by periods

	1st	2nd	Total
Western Kentucky	30	26	56
Mizzou	33	26	59

Officials: Orlando Poole, Brian Shey, Sean Casoy
Technical fouls: Western Kentucky None, Mizou None.
Attendance: 4547

Start - WKU 2nd-01:36, MU 2nd-08:29
Largest lead - WKU by 15:15:08, MU by 10:26:10:01
WKU led for 11:49, MU led for 22:08. Game was tied for 06:03.

With the 59-56 win, Mizou won its first-ever matchup against Western Kentucky, improving to 1-0 all-time against the Hilltoppers.
The Tigers grabbed a season-high 44 rebounds in the game, the most Mizou has had in a contest since totaling 46 in a win over South Carolina on Feb. 16, 2016. Mizou outrebounded the Hilltoppers 44-30, matching its best rebound margin, +14, in a game with the season-opening win over Alabama A&M (43-29) on Nov. 13.
Freshman guard Frankie Hughes scored in double-figures for the fifth time in his short career (7 games), scoring 18 points to lead the Tigers.
Hughes drained three shots from beyond the three-point arc in the game, his fifth time in seven games he made multiple threes in a game.



Official Basketball Box Score - Game Totals - Final Statistics Miami (Ohio) vs Mizou 12-16-16 7:01 PM at Columbia, Mo. (Mizzou Arena)

#	Player	Total		3-Pr		Rebounds		PF	TP	A	TO	Bk	Stl	Min
		FG	FGA	FT	FTA	Off	Def							
11	MCLANE, Logan	5	8	1	2	1	4	5	12	0	0	0	0	24
00	HARPER, Darius	0	0	0	0	1	0	1	0	0	0	0	0	9
11	WRIGHT, Jake	2	9	2	2	1	4	5	1	8	1	1	0	29
24	WEATHERS, Michael	5	12	3	3	0	2	5	32	4	4	1	1	21
30	HARDMAN, Abdoulaye	0	2	0	2	0	1	1	0	0	1	0	0	7
03	MILLS, Rod	0	1	0	0	1	1	0	0	0	0	0	0	4
15	JOVIC, Milos	0	2	0	2	0	1	1	0	0	0	0	0	2
29	WAGE, Dion	0	2	0	2	1	3	4	2	1	0	0	2	23
21	BISCHOFF, Jake	0	4	0	0	1	1	3	0	2	2	0	1	23
22	WEATHERS, Marcus	3	10	1	4	5	6	4	11	1	3	1	1	31
31	SOLOMON, Brando	3	5	1	3	4	5	6	4	11	2	2	2	23
40	LEWIS, Ben	0	0	0	0	0	0	0	0	0	0	0	0	4
Team		18	59	6	31	13	19	12	32	44	28	55	8	15
Totals		18	59	6	31	13	19	12	32	44	28	55	8	15

FG % 1st Half: 8.29 27.6% 2nd half: 10.30 33.3% Game: 18.59 30.5% Double
3FG % 1st Half: 3-16 18.8% 2nd half: 3-15 20.0% Game: 6-31 19.4% Rebounds
FT % 1st Half: 6-9 66.7% 2nd half: 7-10 70.0% Game: 13-19 68.4%

Mizzou 81 • 5-3

#	Player	Total		3-Pr		Rebounds		PF	TP	A	TO	Bk	Stl	Min
		FG	FGA	FT	FTA	Off	Def							
24	PURYEAR, Kevin	7	13	0	1	5	8	1	19	1	2	0	0	29
25	WOODS, Russell	4	7	0	0	4	10	1	25	1	1	0	0	27
03	PHILLIPS, Terrence	8	16	4	0	8	8	4	7	6	0	5	2	26
05	HUGHES, Frankie	8	16	2	1	2	3	13	2	0	0	2	0	26
33	VANLEER, Cullen	4	7	2	0	1	1	3	14	1	0	0	1	25
02	JACKSON, Willie	2	4	0	0	1	4	0	0	0	0	0	0	13
10	RAU, Brett	0	0	0	0	1	1	0	0	0	0	0	0	1
11	WALTON, K.J.	1	6	0	0	1	3	4	0	2	1	0	0	19
13	GLASSMAN, Trevor	0	1	0	0	0	0	0	0	0	0	0	0	3
15	GEIST, Jordan	1	3	1	0	0	5	0	3	5	1	0	0	20
32	WOLF, Adam	0	0	0	0	0	0	0	0	0	0	0	0	1
Team		25	67	9	29	22	31	16	34	50	19	18	6	1
Totals		25	67	9	29	22	31	16	34	50	19	18	6	1

FG % 1st Half: 9.31 29.0% 2nd half: 16.36 44.4% Game: 25.67 37.3% Double
3FG % 1st Half: 2-13 15.4% 2nd half: 7-16 43.8% Game: 9-29 31.0% Rebounds
FT % 1st Half: 6-9 66.7% 2nd half: 16-21 76.2% Game: 22-31 71.0%

Officials: Doug Stovos, Kipp Kissinger, Rusty Phillips
Technical fouls: Miami (Ohio) None, Mizou None.
Attendance: 3515

Mizzou improved to 1-0 all-time against Miami (Ohio).
Mizzou ignited in the second half, scoring 55 points, its most points in a single half since dropping 61 points in the second half of a 91-54 win over Alcorn State on Nov. 13, 2012.
For the second game in a row, Mizou set a season-high in rebounds, grabbing 50 boards, the first time Mizou has snagged 50 or more rebounds since Dec. 29, 2015 (56 vs. Arkansas-Pine Bluff).
The Tigers set a season-high in three-pointers made with nine, its third game this season Mizou has connected on eight or more shots from beyond the arc. In 31 games last season, Mizou connected on eight or more shots from the three-point line just four times.
Mizzou went 22-of-31 from the free throw line, a season-high makes from the charity stripe for the Tigers and the most since connecting on 27-of-38 against South Carolina on Feb. 16, 2016.



Official Basketball Box Score - Game Totals - Final Statistics Arizona vs Mizou 12-10-16 11:01 PM at Columbia, Mo. (Mizzou Arena)

#	Player	Total		3-Pr		Rebounds		PF	TP	A	TO	Bk	Stl	Min
		FG	FGA	FT	FTA	Off	Def							
01	Alkins, Rawle	7	13	4	7	2	7	9	2	19	1	2	0	37
02	Simmons, Kobi	5	15	3	6	0	0	2	2	4	19	1	0	37
05	Allen, Kadem	8	18	0	0	2	5	7	4	14	1	0	3	37
07	Markovans, Luan	3	11	0	0	1	2	3	5	8	2	3	0	21
14	Ristic, Dusan	3	8	0	6	6	2	5	7	12	1	3	0	28
21	Comanche, Chance	3	3	0	0	0	2	4	1	4	0	0	0	20
25	Pinder, Keanu	1	1	0	1	2	7	9	4	3	2	1	2	19
30	Tilly, Tyler	0	0	0	0	0	0	0	0	0	0	0	0	1
Team		29	61	13	24	8	10	12	34	46	22	79	12	5
Totals		29	61	13	24	8	10	12	34	46	22	79	12	5

FG % 1st Half: 16.32 50.0% 2nd half: 13.29 48.8% Game: 29.61 47.5% Double
3FG % 1st Half: 7-14 50.0% 2nd half: 6-10 60.0% Game: 13-24 54.2% Rebounds
FT % 1st Half: 4-4 50.0% 2nd half: 6-6 100.0% Game: 8-10 80.0%

Mizzou 66 • 5-4

#	Player	Total		3-Pr		Rebounds		PF	TP	A	TO	Bk	Stl	Min
		FG	FGA	FT	FTA	Off	Def							
01	PHILLIPS, Terrence	0	3	0	3	0	2	2	3	3	2	0	0	16
03	HUGHES, Frankie	2	13	1	6	5	6	1	4	5	1	0	0	29
24	PURYEAR, Kevin	4	10	1	2	3	5	7	0	11	0	0	0	27
25	WOODS, Russell	3	6	0	2	4	6	1	8	0	3	0	1	25
33	VANLEER, Cullen	2	8	2	2	2	2	2	6	4	1	0	1	37
02	JACKSON, Willie	4	8	0	2	2	5	1	1	0	3	0	0	14
05	SMITH, Mitchell	2	3	0	1	2	1	5	0	1	0	0	0	15
11	WALTON, K.J.	2	3	0	1	3	0	1	0	5	1	1	0	11
15	GEIST, Jordan	0	5	0	1	3	4	0	2	2	3	1	0	26
Team		18	65	4	18	20	30	8	0	20	11	6	0	1
Totals		18	65	4	18	20	30	8	0	20	11	6	0	1

FG % 1st Half: 37.9% 2nd half: 7.26 26.9% Game: 18.55 32.7% Double
3FG % 1st Half: 3-10 30.0% 2nd half: 3-8 37.5% Game: 4-18 22.2% Rebounds
FT % 1st Half: 11-13 84.6% 2nd half: 9-17 52.9% Game: 20-30 66.7%

Officials: Tony Greene, Antonio Petty, Joe Dellano
Technical fouls: Arizona None, Mizou None.
Attendance: 10553
Estimated Actual: 7,532

Score by periods

	1st	2nd	Total
Arizona	41	38	

2016-17 BOX SCORES



Official Basketball Box Score – Game Totals – Final Statistics
LSU vs Alabama
1-4-17 8:05 PM at Columbia, Mo. (Mizzou Arena)



#	Player	Total		3-Pr		Rebounds		PF	TP	A	TO	Bk	Stl	Min
		FG	FGA	FT	FTA	Off	Def							
01	REATH, Duop	3-9	1-1	2-2	2 2	4	5	9	3	0	3	0	20	
21	EPSS, Aaron	5-8	0-1	1-2	1 3	4	2	11	0	1	0	2	19	
00	SAMPSON, Brandon	3-7	1-4	3-4	1 7	8	4	10	3	3	0	0	27	
02	BLANKENY, Antonio	10-20	3-4	1-1	0 5	6	2	24	1	1	0	1	36	
04	MAYS, Skylar	3-8	0-1	2-2	1 0	1	1	8	3	0	0	2	18	
01	ROBINSON III, Elbert	0-2	0-0	2-4	1 1	2	0	2	1	1	0	0	9	
05	HAYWARD, Kieran	1-4	1-3	0-0	1 3	4	1	3	1	0	1	1	24	
10	JENKINS, Brandon	0-0	0-0	0 0	0 0	2	0	0	0	0	0	0	0	
11	PATTERSON, Jalyn	5-8	1-3	0-0	0 4	3	11	3	0	0	3	0	36	
20	BRIDGEWATER, Brian	0-0	0-0	0 0	0 0	0	0	0	0	1	0	0	1	
44	SIMS, Wayde	5-7	0-1	0-1	1 7	6	2	10	2	2	1	0	30	
Team		1	2	3	1	2	3	1	1	0	0	0	0	
Totals		35-73	7-18	11-16	10 34	44	22	88	17	10	5	9	200	
FG % 1st Half:		14-35	40.0%	2nd half:	21-38	55.3%	Game:	35-73	47.9%	Double				
3FG % 1st Half:		3-10	30.0%	2nd half:	4-8	50.0%	Game:	7-18	38.9%	Rebounds				
FT % 1st Half:		4-7	57.1%	2nd half:	7-9	77.8%	Game:	11-16	68.8%	Double				

Mizzou 77 • 5-8, 0-1

#	Player	Total		3-Pr		Rebounds		PF	TP	A	TO	Bk	Stl	Min
		FG	FGA	FT	FTA	Off	Def							
21	BARNETT, Jordan	7-14	2-7	2-2	2 7	9	0	18	1	3	2	0	33	
24	PURYEAR, Kevin	7-12	1-4	0-1	2 5	7	5	15	0	3	0	0	27	
25	WOODS, Russell	3-4	0-0	2-2	1 2	3	2	8	0	4	2	0	16	
11	WALTON, K.J.	4-11	0-2	3-7	1 2	3	2	11	2	0	0	0	28	
15	GEIST, Jordan	2-5	2-4	7-8	0 2	2	0	13	3	1	0	0	33	
05	PHILLIPS, Terrence	4-10	2-7	2-2	0 7	3	12	8	1	0	2	0	30	
03	HUGHES, Frankie	0-3	0-3	0-0	0 2	2	0	0	2	0	0	1	15	
05	SMITH, Mitchell	0-1	0-0	0-2	1 1	2	0	0	2	0	0	4	4	
14	NIKKO, Reed	0-3	0-0	0-2	0 2	2	0	0	0	0	1	0	13	
33	VANLEER, Cullen	0-0	0-0	0-0	0 0	0	0	0	0	0	0	0	1	
Team		1	3	4	1	3	4	1	0	0	0	0	0	
Totals		27-63	7-27	16-26	10 31	41	14	77	16	14	5	3	200	
FG % 1st Half:		15-32	46.9%	2nd half:	12-31	38.7%	Game:	27-63	42.9%	Double				
3FG % 1st Half:		6-14	42.9%	2nd half:	1-3	7.7%	Game:	7-27	25.9%	Rebounds				
FT % 1st Half:		4-10	40.0%	2nd half:	12-13	92.3%	Game:	16-36	63.9%	Double				

Officials: Doug Show, Joe Lindsey, Tony Henderson
Technical fouls: LSU None, Mizou None.
Attendance: 964
Estimated Actual: 5847

Score by periods	1st	2nd	Total
LSU	35	53	88
Mizzou	40	37	77

Junior forward Jordan Barnett set his career high in scoring for the second straight game, pouring in 20 points, including 14 points in the first half on 6-of-9 shooting.
Barnett led the team in rebounding for the second straight game, grabbing nine boards.
With 15 points and seven rebounds, sophomore forward Kevin Puryear scored at least 10 points and snagged at least five rebounds for the ninth time this season and 24th time in his career. Puryear has now posted "10 & 5" in three straight contests.
In his first career game off the bench, sophomore guard Terrence Phillips matched a career high with eight assists, the second time this season he has reached that mark.



Official Basketball Box Score – Game Totals – Final Statistics
Mizzou vs Georgia
01/07/17 1:00 PM ET at Stegeman Coliseum - Athens, Ga.



#	Player	Total		3-Pr		Rebounds		PF	TP	A	TO	Bk	Stl	Min
		FG	FGA	FT	FTA	Off	Def							
21	BARNETT, Jordan	7-17	1-8	0-0	4 5	9	3	15	3	4	1	0	36	
24	PURYEAR, Kevin	1-7	0-1	0-0	1 4	5	4	2	0	1	0	1	27	
25	WOODS, Russell	4-6	0-0	1-4	3 3	6	4	9	2	0	2	0	29	
11	WALTON, K.J.	3-5	0-1	7-9	1 2	3	13	1	6	0	2	0	28	
15	GEIST, Jordan	2-10	0-7	1-1	1 2	3	5	2	1	0	1	0	21	
05	PHILLIPS, Terrence	7-17	5-12	1-2	0 4	4	20	2	1	0	2	1	31	
03	HUGHES, Frankie	1-8	0-5	0-0	0 1	1	0	2	0	0	0	1	11	
14	NIKKO, Reed	0-0	0-0	0-0	0 0	0	0	0	0	0	0	0	6	
33	VANLEER, Cullen	0-2	0-2	0-0	0 2	3	0	1	0	1	0	1	11	
Team		1	1	1	1	1	1	1	0	0	0	0	0	
Totals		25-72	6-36	10-16	11 24	35	28	66	11	13	2	0	200	
FG % 1st Half:		10-33	30.3%	2nd half:	15-39	38.5%	Game:	25-72	34.7%	Double				
3FG % 1st Half:		3-6	50.0%	2nd half:	3-20	15.0%	Game:	6-36	16.7%	Rebounds				
FT % 1st Half:		3-3	100.0%	2nd half:	7-13	53.8%	Game:	10-16	62.5%	Double				

Georgia 71 • 10-5, 2-1

#	Player	Total		3-Pr		Rebounds		PF	TP	A	TO	Bk	Stl	Min
		FG	FGA	FT	FTA	Off	Def							
04	Maten, Yante	4-9	0-2	9-14	1 8	9	2	17	1	5	0	0	34	
34	Ogbeide, Derek	1-3	0-0	1-2	1 10	11	3	0	1	2	0	2	24	
02	Harris, Jordan	8-14	0-2	3-3	0 2	2	4	4	2	0	0	0	16	
03	Farber, Javian	3-6	0-1	5-7	2 4	6	2	11	1	4	0	1	17	
30	Frazier, J.J.	6-12	0-2	4-5	0 3	3	16	4	2	0	5	36		
00	Jackson II, William	1-3	1-2	0-0	0 0	0	0	1	3	2	0	0	12	
04	Crump, Tyree	0-1	0-1	0-0	0 0	0	0	0	0	0	0	0	2	
03	Diatta, Papa	3-4	1-2	5-6	0 5	5	3	12	1	1	0	0	27	
24	Kessler, Houston	1-2	0-0	1-1	0 0	0	0	3	0	1	0	0	7	
25	Geno, Kenny Paul	0-1	0-1	0-0	0 2	2	2	0	1	0	0	0	10	
32	Edwards, Mike	1-1	0-0	0-2	0 3	2	2	0	1	0	0	0	15	
Team		1	2	3	1	1	1	1	1	0	0	0	0	
Totals		21-46	2-13	27-40	5 39	44	19	71	11	4	1	0	7	
FG % 1st Half:		7-21	33.3%	2nd half:	14-25	56.0%	Game:	21-46	45.7%	Double				
3FG % 1st Half:		3-6	50.0%	2nd half:	1-7	14.3%	Game:	4-13	30.8%	Rebounds				
FT % 1st Half:		5-10	50.0%	2nd half:	22-30	73.3%	Game:	27-40	67.5%	Double				

Officials: Karl Hess, Chuck Jones, Jason Baker
Technical fouls: Mizzou-TEAM, Georgia-TEAM.
Attendance: 865
Unsporting technical foul on USA's Kent Davison at end of 1st half
Unsporting technical foul on Missouri's Steve Shields at end of 1st half

Score by periods	1st	2nd	Total
Mizzou	26	40	66
Georgia	20	51	71

Sophomore guard Terrence Phillips led the team in scoring for the second time this season, scoring 20 points on 7-of-17 FGs, 5-of-12 3PT and 1-of-2 FTs.
Phillips connected on five three-pointers in the game, the fourth time this season and 11th time in his career he has hit multiple three-pointers. The five three-pointers matched his career high in three-pointers made, which he previously set against NC Central on Nov. 29.
Phillips' 20 points marked the second time he has reached 20 points in a game after scoring a career-high 21 points vs. Xavier on Nov. 17.
Junior forward Jordan Barnett scored 15 points in the game, his third-straight game scoring in double figures.



Official Basketball Box Score – Game Totals – Final Statistics
Alabama vs Mizzou
1-10-17 6:01 PM at Columbia, Mo. (Mizzou Arena)



#	Player	Total		3-Pr		Rebounds		PF	TP	A	TO	Bk	Stl	Min
		FG	FGA	FT	FTA	Off	Def							
00	McLemore, Anfernee	0-0	0-0	0-1	1 3	4	0	0	2	3	0	0	14	
50	Wiley, Austin	2-2	0-0	1-3	2 1	3	4	5	0	2	4	0	20	
00	Harpur, Jared	2-9	1-7	5-8	0 4	4	2	10	2	0	2	0	26	
06	Hester, Mustapha	4-14	2-4	3-6	0 4	4	16	2	0	0	0	0	29	
23	Lang, Ty	1-2	1-2	0-0	0 0	0	0	1	3	0	0	0	15	
00	Spencer, Horace	5-5	0-0	0-0	2 3	5	4	10	1	4	3	0	24	
02	Brown, Bryce	4-10	4-8	1-2	0 2	2	13	2	0	1	1	23		
04	Dunbar, T.J.	2-7	0-1	3-2	1 2	3	5	2	3	0	0	17		
12	Smith, LaTion	1-0	0-0	0-6	1 3	2	2	0	0	1	0	17		
31	Waddell, Devin	0-0	0-0	0-0	0 0	0	0	3	0	0	0	0	10	
35	Johnson, Ronnie	4-9	1-3	4-4	0 2	2	13	4	1	0	1	0	15	
Team		5	1	6	1	6	1	6	0	0	0	0	0	
Totals		25-59	9-25	18-33	15 27	42	29	77	13	14	12	4	200	
FG % 1st Half:		11-30	36.7%	2nd half:	14-29	48.3%	Game:	25-59	42.4%	Double				
3FG % 1st Half:		6-17	35.3%	2nd half:	3-8	37.5%	Game:	9-25	36.0%	Rebounds				
FT % 1st Half:		6-10	60.0%	2nd half:	12-23	52.2%	Game:	18-33	54.5%	Double				

Mizzou 72 • 5-10, 0-3

#	Player	Total		3-Pr		Rebounds		PF	TP	A	TO	Bk	Stl	Min
		FG	FGA	FT	FTA	Off	Def							
21	BARNETT, Jordan	7-18	2-8	6-6	4 2	6	3	20	0	3	0	0	35	
24	PURYEAR, Kevin	1-10	0-0	2-2	4 5	9	4	4	0	1	0	0	34	
25	WOODS, Russell	2-8	0-0	3-5	2 6	8	4	7	0	0	1	0	30	
11	WALTON, K.J.	4-6	0-0											

2016-17 BOX SCORES



Official Basketball Box Score - Game Totals - Final Statistics
 Missouri vs Mississippi State
 01-25-17 7 p.m. at Starkville, Miss. (Humphrey Coliseum)



Missouri 74 • 5-14, 0-7		Mississippi State 89 • 13-6, 4-3	
Player	FG-FGA	3-Pr	Rebounds
	FG-FGA	FT-FTA	Off Def Tot
#1 BARNETT, Jordan	7-12	2-6	2-2
#24 PURYEAR, Kevin	3-9	0-3	7-8
#25 WOODS, Russell	0-0	0-0	3-3
#11 WALTON, K.J.	0-2	0-0	1-2
#15 GEIST, Jordan	6-13	1-3	5-6
#1 PHILLIPS, Terrence	3-6	1-4	2-2
#10 HUGHES, Frankie	2-5	0-1	0-0
#14 NIKKO, Reed	3-4	0-0	0-0
#3 VANLEER, Cullen	3-4	0-0	0-0
Team	25-54	7-21	11-21
Totals	25-54	7-21	11-21

Mississippi State 89 • 13-6, 4-3		Missouri 74 • 5-14, 0-7	
Player	FG-FGA	3-Pr	Rebounds
	FG-FGA	FT-FTA	Off Def Tot
#12 Schneider Hezard	3-2	0-0	1-3
#10 Lamar Peters	8-12	7-11	0-0
#1 Xavian Stapleton	2-5	1-1	0-0
#4 Mario Kegler	5-9	1-4	5-7
#12 Q Weatherup	11-17	2-6	5-6
#22 EK Wright	3-4	1-1	0-0
#11 Drew Davis	0-1	0-0	0-0
#10 Riley	0-0	0-0	0-0
#20 Miles Washington	0-1	0-0	0-0
#23 Tyson Carter	1-1	0-0	0-0
#3 Aric Holman	1-2	0-0	2-5
#48 E.J. Datcher	0-1	0-0	0-0
Team	32-56	12-23	13-25
Totals	32-56	12-23	13-25

FG % 1st Half: 44.3% 2nd Half: 48.3% Game: 46.3%
 3FG % 1st Half: 0.0% 2nd Half: 0.0% Game: 0.0%
 FT % 1st Half: 7.7% 2nd Half: 13.7% Game: 10.7%

Officials: Pat Adams, Anthony Jordan, John Hampton
 Technical fouls: Missouri-None, Mississippi State-None.
 Attendance: 7101

Score by periods	1st	2nd	Total
Missouri	35	39	74
Mississippi State	39	50	89

- Junior forward Jordan Barnett and sophomore guard Jordan Geist led the team in scoring, chipping in 18 points each. Barnett has led the Tigers in scoring four times this season, and Geist twice.
- Geist tied his career high in scoring with his 18 points, matching his effort vs. Lipscomb (Dec. 29).
- Barnett scored in double figures for the seventh time this season, while Geist has reached double figures six times.
- Barnett led the team in rebounds with eight, the fifth time in 10 games this season he has led the Tigers on the boards.
- Sophomore guard Cullen VanLeer drained three three-pointers in the game, the seventh time this season and 14th time in his career he has made multiple three-pointers. Over his last two games, VanLeer is 6-of-10 from beyond the three-point arc.



Official Basketball Box Score - Game Totals - Final Statistics
 Missouri vs Florida
 2/2/17 7 p.m. at Exactet Arena - Gainesville, Fla.



Missouri 54 • 5-16, 0-9 SEC		Florida 93 • 17-5, 7-2 SEC	
Player	FG-FGA	3-Pr	Rebounds
	FG-FGA	FT-FTA	Off Def Tot
#1 BARNETT, Jordan	3-7	0-2	0-0
#24 PURYEAR, Kevin	2-8	0-2	4-5
#25 WOODS, Russell	0-4	0-0	0-0
#11 WALTON, K.J.	4-9	1-1	1-8
#15 GEIST, Jordan	2-10	1-2	0-0
#1 PHILLIPS, Terrence	5-8	4-6	0-3
#10 HUGHES, Frankie	0-0	0-4	0-0
#14 NIKKO, Reed	0-0	0-0	0-0
#13 GLASSMAN, Trevor	0-0	0-0	0-0
#14 NIKKO, Reed	1-3	0-0	3-4
#12 WOLF, Adam	0-0	0-0	0-0
#3 VANLEER, Cullen	2-5	0-0	0-0
Team	19-63	8-21	8-15
Totals	19-63	8-21	8-15

Florida 93 • 17-5, 7-2 SEC		Missouri 54 • 5-16, 0-9 SEC	
Player	FG-FGA	3-Pr	Rebounds
	FG-FGA	FT-FTA	Off Def Tot
#1 Robinson, Devin	4-12	1-5	0-0
#11 Lewis, Justin	1-6	0-1	2-3
#15 Egbunju, John	2-6	0-0	3-5
#10 Hill, Kasey	2-4	1-3	6-8
#10 Allen, Kevin	5-7	3-5	2-2
#12 Hester, Eric	3-5	2-4	0-0
#11 Chiozza, Chris	4-8	2-4	2-2
#24 Bak, Gorjok	1-2	0-0	0-0
#11 Hayes, Kwavrus	3-5	0-0	2-2
#22 Barry, Canyon	5-10	2-6	5-5
#22 Rimmer, Schuyler	0-0	0-0	0-0
Team	30-66	11-28	22-27
Totals	30-66	11-28	22-27

FG % 1st Half: 55.2% 2nd Half: 54.3% Game: 54.6%
 3FG % 1st Half: 33.3% 2nd Half: 61.3% Game: 44.3%
 FT % 1st Half: 19.5% 2nd Half: 81.3% Game: 22.7%

Officials: Antonio Petty, Don Dalry, Keith Kimble
 Technical fouls: Missouri-None, Florida-None.
 Attendance: 10153

Score by periods	1st	2nd	Total
Missouri	20	34	54
Florida	48	45	93

- Sophomore guard Terrence Phillips led the team in scoring for the fourth time this season, scoring 14 points (5-of-10 FG, 4-of-5 3PT, 0-of-3 FT). His 14-point output is the 10th time this season and 21th time in his career he has scored in double figures.
- Phillips drained four shots from the three-point line, the eighth time this season and 15th time in his career he has made multiple threes.
- Sophomore guard K.J. Walton scored in double figures for the sixth time this season and 15th time in his career, chipping in 10 points.
- Sophomore guard Cullen VanLeer sank two shots from beyond the three-point line in the game (2-of-4), the third time in the last four games and eighth time this season he has connected on multiple threes.



Official Basketball Box Score - Game Totals - Final Statistics
 South Carolina vs Missouri
 1-28-17 7:31 PM at Columbia, Mo. (Mizzou Arena)



South Carolina 63 • 17-4, 7-1		Missouri 74 • 5-14, 0-7	
Player	FG-FGA	3-Pr	Rebounds
	FG-FGA	FT-FTA	Off Def Tot
#21 KOTISAR, Malik	1-1	0-0	0-0
#30 SILVA, Chris	2-5	0-0	3-4
#10 THORNWELL, Sindarius	4-15	1-7	2-9
#10 NOTICE, Duane	3-6	3-6	0-0
#11 COOPER, PJ	4-13	1-4	0-2
#20 GRAVETT, Hassani	1-3	0-1	2-2
#4 FELDER, Rakym	4-7	3-4	2-4
#15 BLANTON, TeMarcus	1-3	0-2	0-0
#12 GUYE, Rhadim	0-0	0-0	0-0
#20 MCKIE, Justin	1-1	1-0	0-0
Team	19-51	9-25	14-19
Totals	19-51	9-25	14-19

Missouri 53 • 5-15, 0-8		South Carolina 63 • 17-4, 7-1	
Player	FG-FGA	3-Pr	Rebounds
	FG-FGA	FT-FTA	Off Def Tot
#1 BARNETT, Jordan	1-7	0-2	1-4
#24 PURYEAR, Kevin	3-9	0-2	1-2
#25 WOODS, Russell	7-9	0-0	4-7
#11 WALTON, K.J.	3-8	0-0	6-8
#15 GEIST, Jordan	3-11	0-4	0-0
#1 PHILLIPS, Terrence	2-7	0-4	1-1
#14 NIKKO, Reed	0-0	0-0	0-0
#3 VANLEER, Cullen	1-5	1-5	0-0
Team	20-56	1-7	17-17
Totals	20-56	1-7	17-17

FG % 1st Half: 37.0% 2nd Half: 33.3% Game: 35.1%
 3FG % 1st Half: 0.0% 2nd Half: 0.0% Game: 0.0%
 FT % 1st Half: 50.0% 2nd Half: 76.5% Game: 14.9%

Officials: Jeffrey Clark, Chuck Jones, Terry Ogleby
 Technical fouls: South Carolina-None, Missouri-None.
 Attendance: 10190

Score by periods	1st	2nd	Total
South Carolina	37	26	63
Missouri	22	31	53

- Senior forward Russell Woods led the team in scoring for the first time in his career, scoring a career-high 18 points (7-of-9 FG, 4-of-7 FT). The 18-point output is the seventh time this season he has scored in double figures and third in the last four games.
- Woods was highly efficient from the field in the game, connecting on a career-high seven field goals.
- Woods snagged eight rebounds in the game, the 11th game this season and 13th of his career he has recorded at least five rebounds.
- Sophomore guard Terrence Phillips recorded his 200th career assist in the second half of play on a pass to Walton.



Official Basketball Box Score - Game Totals - Final Statistics
 Missouri vs Texas A&M
 02/08/17 7:30 PM at Reed Arena (College Station, TX)



Missouri 73 • 6-17, 1-10 SEC		Texas A&M 76 • 13-10, 5-6 SEC	
Player	FG-FGA	3-Pr	Rebounds
	FG-FGA	FT-FTA	Off Def Tot
#1 PHILLIPS, Terrence	3-9	1-3	2-2
#11 WALTON, K.J.	5-12	0-2	2-2
#24 PURYEAR, Kevin	4-7	1-1	0-0
#25 WOODS, Russell	3-6	0-0	1-1
#3 VANLEER, Cullen	1-6	1-5	0-0
#10 HUGHES, Frankie	1-3	1-3	0-1
#14 NIKKO, Reed	1-3	0-0	0-0
#15 GEIST, Jordan	1-2	0-0	1-2
#1 BARNETT, Jordan	9-13	4-8	1-3
#12 WOLF, Adam	0-0	0-0	0-0
Team	29-62	8-22	10-17
Totals	29-62	8-22	10-17

FG % 1st Half: 41.9% 2nd Half: 51.5% Game: 46.8%
 3FG % 1st Half: 3.1% 2nd Half: 5.1% Game: 8.2%
 FT % 1st Half: 4.6% 2nd Half: 66.7% Game: 70.0%

Officials: Doug Show, Lee Cassell, Jerry Hester
 Technical fouls: Missouri-None, Texas A&M-None.
 Attendance: 8012

Score by periods	1st	2nd	Total
Missouri	32	41	73
Texas A&M	38	38	76

- In just his 14th game as a Tiger, junior forward Jordan Barnett led the team in scoring for the sixth time, scoring a career-high 23 points (9-of-13 FG, 4-of-8 3PT, 1-of-2 FT) to record his ninth game in double figures this season.
- With four triples, Barnett set his career-high for three-pointers made in the game. Barnett previously made three three-pointers against Lipscomb as a member of the Texas Longhorns on Dec. 16, 2014.
- With 12 points, sophomore guard K.J. Walton scored in double figures for the 15th time this season and 31st time in his career. Walton has now scored in double figures in four consecutive games.



Official Basketball Box Score - Game Totals - Final Statistics
 Vanderbilt vs Missouri
 2-11-17 2:31 PM at Columbia, Mo. (Mizzou Arena)



Vanderbilt 52 • 12-13, 5-7		Missouri 74 • 5-14, 0-7	
Player	FG-FGA	3-Pr	Rebounds
	FG-FGA	FT-FTA	Off Def Tot
#2 TOFE, Joe	0-3	0-2	1-2
#10 KIRNEY, Luke	4-14	0-9	3-5
#10 KIRNEY, Jeff	1-6	0-2	2-2
#14 LACHANCE, Riley	3-11	2-6	0-1
#23 CRESSLER, Nolan	3-11	1-2	1-1
#10 WILLIS, Peyton	1-4	0-2	0-0
#10 FISHER, DAVIS, Matthe	1-5	1-3	5-6
#12 BARFST, Djery	1-1	0-0	0-0
#15 BROWN, Clevon	3-4	2-3	1-1
Team	17-51	6-28	12-15
Totals	17-51	6-28	12-15

FG % 1st Half: 40.7% 2nd Half: 25.0% Game: 33.3%
 3FG % 1st Half: 5.1% 2nd Half: 6.7% Game: 21.4%
 FT % 1st Half: 2.3% 2nd Half: 83.3% Game: 80.0%

Officials: Tony Henderson, Kipp Kissinger, Nate Green
 Technical fouls: Vanderbilt-Roberson, Jeff; Missouri-Geist, Jordan.
 Attendance: 10279

Score by periods	1st	2nd	Total
Vanderbilt	29	23	52
Missouri	31	43	74

- Mizzou's 20-point win over Vanderbilt was the largest margin of victory in conference play since Missouri beat Arkansas, 93-63, on March 5, 2013.
- The win over Vanderbilt was head coach Kim Anderson's 300th career victory.
- Mizzou had four players - Jordan Barnett (23), Kevin Puryear (13), Terrence Phillips (12) and Russell Woods (10) - score in double figures for the eighth time this season.
- With 23 points, junior forward Jordan Barnett recorded his second-straight game of 20 or more points and third overall this season.
- Barnett has led the team in scoring in seven games this season, including three-straight and has scored in double figures in 10 games this season.

Missouri 74 • 5-14, 0-7		Vanderbilt 52 • 12-13, 5-7	
Player	FG-FGA	3-Pr	Rebounds
	FG-FGA	FT-FTA	Off Def Tot
#1 PHILLIPS, Terrence	5-11	0-3	2-2
#11 WALTON, K.J.	1-6	0-0	2-6
#24 PURYEAR, Kevin	5-12	3-3	0-0
#25 WOODS, Russell	4-8	0-0	2-2
#3 VANLEER, Cullen	1-3	1-2	0-0
#10 HUGHES, Frankie	0-3	0-1	1-4
#14 NIKKO, Reed	0-0	0-0	0-0
#15 GEIST, Jordan	1-3	0-1	2-0
#1 BARNETT, Jordan	10-10	5-8	6-6
Team	23-56	9-19	17-22
Totals	23-56	9-19	17-22

FG % 1st Half: 33.2% 2nd Half: 44.8% Game: 41.1%
 3FG % 1st Half: 5.0% 2nd Half: 4.4% Game: 47.4%
 FT % 1st Half: 6.8% 2nd Half: 75.0% Game: 77.3%

Officials: Tony Henderson, Kipp Kissinger, Nate Green
 Technical fouls: Vanderbilt-Roberson, Jeff; Missouri-Geist, Jordan.
 Attendance: 10279

Score by periods	1st	2nd	Total
Vanderbilt	29	23	52
Missouri	31	43	74

- Junior forward Jordan Barnett led the team in scoring for the fifth time this season with 17 points, marking the eighth time this season and 10th time in his career he has scored in double figures.
- With 15 points and eight rebounds, sophomore forward Kevin Puryear recorded his 12th game this season and 27th in his career where he has had at least 10 points and five rebounds.
- With 16 points, sophomore guard K.J. Walton scored in double figures for the third straight game, the seventh time this season and 16th time in his career.
- Sophomore guard Cullen VanLeer scored 12 points in the game, the fourth time this season and seventh time in his career he has scored in double figures.
- Sophomore guard Jordan Geist matched a season-high in assists with five.

2016-17 BOX SCORES

Official Basketball Box Score - Game Totals - Final Statistics Alabama vs Mizzou 2:15-17:30 PM at Columbia, Mo. (Mizzou Arena)

#	Player	FG	3-P	FT	Rebounds	PF	TP	A	TO	Bk	Stl	Min	Total			
													FG-FA	FG-FA	FT-FTA	Off
24	Olaniyang, Bola	1-2	0-0	0-0	6	8	14	3	2	1	0	2	28			
25	Key, Branton	4-11	0-2	1-2	0	3	3	3	9	3	4	0	1	33		
11	Hall, Dontia	0-2	0-0	4-6	2	4	6	2	4	0	0	1	19			
02	Norris, Riley	4-9	1-5	0-0	0	2	3	9	0	2	0	0	34			
12	Ingram, Dazon	5-12	3-5	5-7	4	5	9	2	18	1	2	0	32			
01	Collins, Corban	0-2	0-1	0-0	0	0	0	0	0	0	0	1	10			
09	Johnson Jr, Avery	2-5	1-3	1-2	0	0	1	6	0	0	0	0	14			
10	Taylor, Jammie	3-4	0-0	3-4	1	1	5	9	0	1	0	1	20			
11	Hale, Shannon	0-0	0-0	0-0	0	1	1	0	0	0	0	0	2			
22	Davis, Ar'Mond	0-4	0-4	0-0	0	0	0	0	0	0	0	0	8			
Totals		19-53	5-20	14-21	14	25	39	20	57	7	11	1	5	200		
FG % 1st Half:		5-24	20.8%	2nd Half:	14-29	48.3%	Game:	19-53	35.8%	Double						
3FG % 1st Half:		2-12	16.7%	2nd Half:	3-8	37.5%	Game:	5-20	25.0%	Rebounds						
FT % 1st Half:		6-9	66.7%	2nd Half:	8-12	66.7%	Game:	14-21	66.7%							

#	Player	FG	3-P	FT	Rebounds	PF	TP	A	TO	Bk	Stl	Min	Total			
													FG-FA	FG-FA	FT-FTA	Off
24	PURYEAR, Kevin	4-11	0-2	3-4	3	2	5	3	11	0	0	1	35			
25	WOODS, Russell	1-2	0-0	1-1	1	2	4	2	0	0	0	0	15			
01	PHILLIPS, Terrence	1-4	0-1	4-5	0	3	2	6	1	3	0	0	22			
11	WALTON, K.J.	3-6	1-1	5-7	2	3	5	3	2	0	0	0	30			
13	VANLEER, Cullen	1-5	1-5	2-2	0	0	0	1	5	0	3	0	27			
03	HUGHES, Frankie	1-4	1-4	1-2	0	1	1	4	0	1	0	0	13			
14	NIKKO, Reed	0-1	0-0	0-0	0	1	0	0	1	0	2	1	7			
15	GEST, Jordan	4-7	1-2	0-0	0	2	2	1	9	1	0	0	29			
21	BARNETT, Jordan	2-10	0-4	1-2	2	10	12	2	5	0	0	0	22			
Team					2	3	5									
Totals		17-50	4-19	16-23	10	35	37	14	6	9	3	1	200			
FG % 1st Half:		8-27	29.6%	2nd Half:	9-23	39.1%	Game:	17-50	34.0%	Double						
3FG % 1st Half:		2-11	18.2%	2nd Half:	2-8	25.0%	Game:	4-19	21.1%	Rebounds						
FT % 1st Half:		5-8	62.5%	2nd Half:	11-15	73.3%	Game:	16-23	69.6%							

Officials: Joe Lindsay, Ray Natti, Tony Greene
Technical fouls: Alabama-None; Mizzou-None.
Attendance: 15274
Estimated Actual: 5991

Score by periods	1st	2nd	Total
Alabama	18	39	57
Mizzou	23	31	54

- Mizzou limited Alabama to 0 points in the first half, the fewest points scored by an opponent in the first half this season.
- Sophomore guard K.J. Walton led the team in scoring for fourth time this season, scoring 12 points (3-of-6 FG, 1-of-1 3PT, 5-of-7 FT). The 12-point output marks the ninth time this season and 18th time in his career he has notched double figures in scoring.
- Walton led the team in assists as well, dishing out a season-high three times.
- Walton grabbed five rebounds in the game, marking the sixth game this season and third straight where he has grabbed at least five boards. Over his last three games, Walton has averaged 7.3 rebounds.
- Walton matched his season-high minutes played in the game with 30 minutes.

Official Basketball Box Score - Game Totals - Final Statistics Kentucky vs Mizzou 2:21-17:05 p.m. at Columbia, Mo. (Mizzou Arena)

#	Player	FG	3-P	FT	Rebounds	PF	TP	A	TO	Bk	Stl	Min	Total			
													FG-FA	FG-FA	FT-FTA	Off
00	Fox, De'Aaron	4-10	1-2	4-6	1	4	5	2	13	4	2	0	34			
05	Adebayo, Edrice	6-9	0-0	10-13	4	11	15	1	22	0	3	0	35			
05	Monk, Malik	4-12	1-5	2-2	0	3	3	11	3	3	0	0	38			
11	Briccio, Isaiah	4-4	0-2	1-2	3	2	5	9	3	6	1	0	23			
12	Gabriel, Wenyen	2-5	2-4	0-0	0	5	3	6	3	1	0	2	20			
11	Mulder, Mychal	1-1	1-1	0-0	0	2	2	1	3	0	0	1	9			
15	Humphries, Isaac	1-3	0-0	0-0	0	0	0	2	0	0	0	0	6			
26	Hawkins, Dominique	2-1	0-1	2-4	0	1	3	2	0	0	0	1	19			
25	Willis, Derek	1-5	0-0	0-0	0	1	3	4	0	0	0	0	16			
Team					2	5	7									
Totals		24-52	5-18	19-28	10	34	44	22	72	10	17	5	200			
FG % 1st Half:		11-25	44.0%	2nd Half:	13-27	48.1%	Game:	24-52	46.2%	Double						
3FG % 1st Half:		3-12	25.0%	2nd Half:	3-10	30.0%	Game:	6-22	27.3%	Rebounds						
FT % 1st Half:		6-12	50.0%	2nd Half:	13-16	81.3%	Game:	19-28	67.9%							

#	Player	FG	3-P	FT	Rebounds	PF	TP	A	TO	Bk	Stl	Min	Total			
													FG-FA	FG-FA	FT-FTA	Off
01	PHILLIPS, Terrence	5-10	4-8	8-8	0	4	4	22	3	2	1	31				
11	WALTON, K.J.	4-11	0-1	1-3	1	1	2	3	9	0	2	0	33			
24	PURYEAR, Kevin	1-1	0-3	2-7	3	5	8	2	4	0	0	1	35			
25	WOODS, Russell	2-3	0-0	0-0	1	3	4	5	4	0	1	0	14			
13	VANLEER, Cullen	0-1	0-1	0-0	0	0	0	1	0	0	0	0	8			
03	HUGHES, Frankie	1-4	0-3	0-0	0	0	0	2	0	1	0	0	9			
14	NIKKO, Reed	1-1	0-0	0-0	0	2	2	5	2	1	0	1	10			
15	GEST, Jordan	2-7	0-2	2-2	0	1	1	2	6	0	0	0	28			
21	BARNETT, Jordan	6-12	0-4	1-3	1	6	7	1	13	1	1	1	32			
Team					1	2	3									
Totals		22-60	4-22	14-23	7	24	31	23	62	4	9	3	200			
FG % 1st Half:		13-31	41.9%	2nd Half:	9-29	31.0%	Game:	22-60	36.7%	Double						
3FG % 1st Half:		3-12	25.0%	2nd Half:	1-10	10.0%	Game:	4-22	18.2%	Rebounds						
FT % 1st Half:		5-10	50.0%	2nd Half:	13-18	72.2%	Game:	14-23	60.9%							

Officials: Tony Greene, Ted Valentine, Michael Roberts
Technical fouls: Kentucky-TEAM; Mizzou-None.
Attendance: 15374
Estimated Actual: 10,074

Score by periods	1st	2nd	Total
Kentucky	31	41	72
Mizzou	30	32	62

- Mizzou forced Kentucky into 17 turnovers in the game, matching a season-high for the Wildcats.
- Sophomore guard Terrence Phillips set a career-high in points scored with 22 points, marking the sixth time this season he has led the team in scoring.
- Phillips' 22-point output is the third time in his career he has scored 20 or more points, all occurring this season.
- Phillips drained four three-pointers in the game, marking the 10th time this season and 17th time in his career he has connected on multiple threes.
- With 13 points, junior forward Jordan Barnett recorded his 12th game this season and 14th in his career in double figures.

Official Basketball Box Score - Game Totals - Final Statistics Texas A&M vs Mizzou 2:28-17:01 p.m. at Columbia, Mo. (Mizzou Arena)

#	Player	FG	3-P	FT	Rebounds	PF	TP	A	TO	Bk	Stl	Min	Total			
													FG-FA	FG-FA	FT-FTA	Off
00	Admon Gilder	3-10	1-7	2-2	0	2	2	1	9	3	6	0	35			
05	JC Hampton	5-9	3-6	0-0	0	4	2	4	2	1	2	0	33			
00	Tony Trocha-Morelos	6-9	3-4	3-4	1	3	4	4	18	1	2	3	30			
04	Tyler Davis	4-6	0-0	0-0	1	10	11	3	8	1	2	0	28			
44	Robert Williams	1-3	0-0	1-4	3	6	9	2	3	2	1	0	24			
00	Kobie Eubanks	0-1	0-1	0-0	0	0	0	0	0	0	0	0	1			
02	Eric Villa	1-2	1-1	0-0	1	2	3	1	1	0	1	0	15			
33	Caleb Smith	0-1	0-1	0-0	0	0	0	0	0	0	0	0	2			
33	Chase Carlton	0-1	0-1	0-0	0	0	0	0	0	0	0	0	14			
42	Tavorio Miller	3-6	0-0	0-0	0	4	4	1	6	0	1	0	18			
Team					4	3	7									
Totals		23-48	8-21	6-12	10	34	44	18	60	13	16	5	200			
FG % 1st Half:		11-26	42.3%	2nd Half:	12-22	54.5%	Game:	23-48	47.9%	Double						
3FG % 1st Half:		3-11	27.3%	2nd Half:	5-10	50.0%	Game:	8-21	38.1%	Rebounds						
FT % 1st Half:		3-6	50.0%	2nd Half:	3-6	50.0%	Game:	6-12	50.0%							

#	Player	FG	3-P	FT	Rebounds	PF	TP	A	TO	Bk	Stl	Min	Total		
													FG-FA	FG-FA	FT-FTA
01	PHILLIPS, Terrence	5-11	3-8	2-2	1	2	3	3	15	0	2	0	26		
11	WALTON, K.J.	0-5	0-2	0-0	2	2	2	1	0	0	0	0	9		
11	GLASSMAN, Trevor	0-2	0-2	0-0	1	2	0	0	0	0	0	0	4		
24	PURYEAR, Kevin	3-9	0-1	2-3	1	1	2	1	8	0	2	2	32		
25	WOODS, Russell	0-7	0-0	2-4	3	4	2	2	0	0	0	0	20		
03	HUGHES, Frankie	3-9	2-7	0-2	2	4	6	0</							

Mizzou Game Highs

POINTS	99	ALABAMA A&M (11-13-16)
	84	NORTHWESTERN STATE (11-26-16)
	83	ARKANSAS (2-4-17)
	82	vs Xavier (11/17/16)
	81	MIAMI (OHIO) (12-6-16)
FIELD GOALS MADE	35	ALABAMA A&M (11-13-16)
	32	NORTHWESTERN STATE (11-26-16)
FIELD GOAL ATTEMPTS	72	at Georgia (01/07/17)
	68	AUBURN (1-10-17)
	68	NC CENTRAL (11-28-16)
FIELD GOAL PERCENTAGE	.625 (35-56)	ALABAMA A&M (11-13-16)
	.516 (32-62)	NORTHWESTERN STATE (11-26-16)
3 PT FIELD GOALS MADE	13	at Auburn (03/04/17)
	11	OLE MISS (1-21-17)
3 PT FG ATTEMPTS	38	at Auburn (03/04/17)
	36	at Georgia (01/07/17)
3 PT FG PERCENTAGE	.500 (8-16)	ALABAMA A&M (11-13-16)
	.500 (7-14)	at Alabama (1/18/17)
FREE THROWS MADE	28	LIPSCOMB (12-29-16)
	23	at Tennessee (02/18/17)
	23	ARKANSAS (2-4-17)
	23	AUBURN (1-10-17)
FREE THROW ATTEMPTS	41	LIPSCOMB (12-29-16)
	33	AUBURN (1-10-17)
	33	ALABAMA A&M (11-13-16)
FREE THROW PERCENTAGE	.813 (13-16)	vs Tulane (11/20/16)
	.808 (21-26)	at Auburn (03/04/17)
REBOUNDS	51	AUBURN (1-10-17)
	50	MIAMI (OHIO) (12-6-16)
ASSISTS	20	at Texas A&M (02/08/17)
	19	NORTHWESTERN STATE (11-26-16)
STEALS	10	at Georgia (01/07/17)
	10	WESTERN KENTUCKY (12-3-16)
	10	vs Tulane (11/20/16)
BLOCKED SHOTS	5	LSU (1-4-17)
	5	LIPSCOMB (12-29-16)
TURNOVERS	19	at Alabama (1/18/17)
	18	vs Tulane (11/20/16)
FOULS	28	at Georgia (01/07/17)
	28	vs Xavier (11/17/16)

Mizzou Team Game Lows

POINTS	43	TEXAS A&M (2-28-17)
	52	NC CENTRAL (11-28-16)
	53	SOUTH CAROLINA (1-28-17)
	54	at Florida (2/2/17)
FIELD GOALS MADE	54	ALABAMA (2-15-17)
	14	TEXAS A&M (2-28-17)
	17	NC CENTRAL (11-28-16)
	17	at Alabama (1/18/17)
	17	ALABAMA (2-15-17)
FIELD GOAL ATTEMPTS	42	at Alabama (1/18/17)
	50	ALABAMA (2-15-17)
	50	at Tennessee (02/18/17)
FIELD GOAL PERCENTAGE	.246 (14-57)	TEXAS A&M (2-28-17)
	.250 (17-68)	NC CENTRAL (11-28-16)
3 PT FIELD GOALS MADE	1	SOUTH CAROLINA (1-28-17)
	3	vs Davidson (11/18/16)
	3	EASTERN ILLINOIS (12-17-16)
3 PT FG ATTEMPTS	14	at Alabama (1/18/17)
	16	ALABAMA A&M (11-13-16)
	16	vs Davidson (11/18/16)
3 PT FG PERCENTAGE	.059 (1-17)	SOUTH CAROLINA (1-28-17)
	.167 (3-18)	EASTERN ILLINOIS (12-17-16)
	.167 (6-36)	at Georgia (01/07/17)
FREE THROWS MADE	6	OLE MISS (1-21-17)
	7	at Texas A&M (02/08/17)
FREE THROW ATTEMPTS	10	at Texas A&M (02/08/17)
	12	vs Davidson (11/18/16)
FREE THROW PERCENTAGE	.353 (6-17)	OLE MISS (1-21-17)
	.500 (8-16)	TEXAS A&M (2-28-17)
REBOUNDS	26	ARKANSAS (2-4-17)
	28	ARIZONA (12-10-16)
	28	at Texas A&M (02/08/17)
	28	at Ole Miss (2/25/17)
ASSISTS	4	KENTUCKY (2-21-17)
	6	ALABAMA (2-15-17)
STEALS	1	at Mississippi State (01-25-17)
	2	OLE MISS (1-21-17)
	2	SOUTH CAROLINA (1-28-17)
BLOCKED SHOTS	0	OLE MISS (1-21-17)
	0	at Mississippi State (01-25-17)
	0	SOUTH CAROLINA (1-28-17)
	0	at Florida (2/2/17)
TURNOVERS	6	NC CENTRAL (11-28-16)
	6	MIAMI (OHIO) (12-6-16)
FOULS	11	ARIZONA (12-10-16)
	13	VANDERBILT (2-11-17)
	13	TEXAS A&M (2-28-17)

Opponent Game Highs

POINTS	93	at Florida (2/2/17)
	92	at Arkansas (01/14/17)
	90	at Tennessee (02/18/17)
	89	at Auburn (03/04/17)
	89	at Mississippi State (01-25-17)
FIELD GOALS MADE	35	LSU (1-4-17)
	33	at Arkansas (01/14/17)
FIELD GOAL ATTEMPTS	73	LSU (1-4-17)
	70	vs Xavier (11/17/16)
FIELD GOAL PERCENTAGE	.571 (32-56)	at Mississippi State (01-25-17)
	.561 (32-57)	at Auburn (03/04/17)
3 PT FIELD GOALS MADE	13	ARIZONA (12-10-16)
	12	at Mississippi State (01-25-17)
3 PT FG ATTEMPTS	31	MIAMI (OHIO) (12-6-16)
	30	vs Davidson (11/18/16)
3 PT FG PERCENTAGE	.542 (13-24)	ARIZONA (12-10-16)
	.524 (11-21)	at Ole Miss (2/25/17)
FREE THROWS MADE	28	at Tennessee (02/18/17)
	27	at Ole Miss (2/25/17)
	27	at Georgia (01/07/17)
FREE THROW ATTEMPTS	40	at Georgia (01/07/17)
	38	vs Xavier (11/17/16)
FREE THROW PERCENTAGE	.931 (27-29)	at Ole Miss (2/25/17)
	.882 (15-17)	EASTERN ILLINOIS (12-17-16)
REBOUNDS	56	at Florida (2/2/17)
	52	vs Xavier (11/17/16)
ASSISTS	22	at Texas A&M (02/08/17)
	19	at Tennessee (02/18/17)
STEALS	9	LSU (1-4-17)
	9	EASTERN ILLINOIS (12-17-16)
BLOCKED SHOTS	12	AUBURN (1-10-17)
	9	at Auburn (03/04/17)
	9	vs Xavier (11/17/16)
TURNOVERS	20	at Georgia (01/07/17)
	18	NORTHWESTERN STATE (11-26-16)
FOULS	30	LIPSCOMB (12-29-16)
	29	AUBURN (1-10-17)

Opponent Team Game Lows

POINTS	44	ALABAMA A&M (11-13-16)
	52	VANDERBILT (2-11-17)
	55	MIAMI (OHIO) (12-6-16)
	56	WESTERN KENTUCKY (12-3-16)
	57	ALABAMA (2-15-17)
FIELD GOALS MADE	16	ALABAMA A&M (11-13-16)
	17	VANDERBILT (2-11-17)
FIELD GOAL ATTEMPTS	46	at Georgia (01/07/17)
	48	TEXAS A&M (2-28-17)
FIELD GOAL PERCENTAGE	.267 (16-60)	ALABAMA A&M (11-13-16)
	.305 (18-59)	MIAMI (OHIO) (12-6-16)
3 PT FIELD GOALS MADE	1	ALABAMA A&M (11-13-16)
	2	vs Xavier (11/17/16)
	2	at Georgia (01/07/17)
3 PT FG ATTEMPTS	13	ALABAMA A&M (11-13-16)
	13	at Georgia (01/07/17)
3 PT FG PERCENTAGE	.077 (1-13)	ALABAMA A&M (11-13-16)
	.091 (2-22)	vs Xavier (11/17/16)
FREE THROWS MADE	6	TEXAS A&M (2-28-17)
	7	NORTHWESTERN STATE (11-26-16)
FREE THROW ATTEMPTS	10	ARIZONA (12-10-16)
	12	TEXAS A&M (2-28-17)
FREE THROW PERCENTAGE	.464 (13-28)	at Alabama (1/18/17)
	.500 (6-12)	TEXAS A&M (2-28-17)
	.500 (7-14)	NORTHWESTERN STATE (11-26-16)
REBOUNDS	25	VANDERBILT (2-11-17)
	29	ALABAMA A&M (11-13-16)
ASSISTS	4	ALABAMA A&M (11-13-16)
	7	VANDERBILT (2-11-17)
	7	ALABAMA (2-15-17)
STEALS	1	NC CENTRAL (11-28-16)
	2	KENTUCKY (2-21-17)
BLOCKED SHOTS	1	ALABAMA A&M (11-13-16)
	1	ARKANSAS (2-4-17)
	1	ALABAMA (2-15-17)
TURNOVERS	7	at Mississippi State (01-25-17)
	9	at Tennessee (02/18/17)
FOULS	13	at Florida (2/2/17)
	16	OLE MISS (1-21-17)
	16	at Texas A&M (02/08/17)

INDIVIDUAL GAME HIGHS

Mizzou Individual Game Highs

Points	26	PURYEAR, Kevin vs Ole Miss (1-21-17)
	24	HUGHES, Frankie vs Xavier (11/17/16)
	23	BARNETT, Jordan vs Vanderbilt (2-11-17)
	23	BARNETT, Jordan at Texas A&M (02/08/17)
	23	HUGHES, Frankie vs Alabama A&M (11-13-16)
Field Goals Made	11	PURYEAR, Kevin vs Ole Miss (1-21-17)
	9	BARNETT, Jordan at Texas A&M (02/08/17)
	9	HUGHES, Frankie vs Alabama A&M (11-13-16)
Field Goal Att.	20	HUGHES, Frankie vs Xavier (11/17/16)
	18	BARNETT, Jordan vs Auburn (1-10-17)
FG Pct (min 5 made)	.833 (5-6)	JACKSON, Willie vs Northwestern State (11-26-16)
	.833 (5-6)	NIKKO, Reed vs Davidson (11/18/16)
	.833 (5-6)	JACKSON, Willie vs Alabama A&M (11-13-16)
3-Point FG Made	5	HUGHES, Frankie at Ole Miss (2/25/17)
	5	BARNETT, Jordan vs Vanderbilt (2-11-17)
	5	PHILLIPS, Terrence at Georgia (01/07/17)
	5	PHILLIPS, Terrence vs NC Central (11-28-16)
	5	HUGHES, Frankie vs Xavier (11/17/16)
	5	HUGHES, Frankie vs Xavier (11/17/16)
3-Point FG Att.	13	PHILLIPS, Terrence at Georgia (01/07/17)
	12	PHILLIPS, Terrence at Georgia (01/07/17)
3-Pt FG Pct (min 2 made)	1.000 (4-4)	PURYEAR, Kevin vs Ole Miss (1-21-17)
	1.000 (3-3)	PURYEAR, Kevin vs Vanderbilt (2-11-17)
Free Throws Made	11	PURYEAR, Kevin vs Xavier (11/17/16)
	10	PURYEAR, Kevin at Auburn (03/04/17)
Free Throw Att.	12	PURYEAR, Kevin at Auburn (03/04/17)
	12	PURYEAR, Kevin vs Xavier (11/17/16)
FT Pct (min 3 made)	1.000 (8-8)	PHILLIPS, Terrence vs Kentucky (2-21-17)
	1.000 (7-7)	WOODS, Russell at Alabama (1/18/17)
	1.000 (7-7)	WALTON, K.J. vs Northwestern State (11-26-16)
	1.000 (6-6)	GEIST, Jordan at Tennessee (02/18/17)
	1.000 (6-6)	BARNETT, Jordan vs Vanderbilt (2-11-17)
	1.000 (6-6)	WOODS, Russell vs Arkansas (2-4-17)
	1.000 (6-6)	BARNETT, Jordan vs Auburn (1-10-17)
	1.000 (6-6)	PHILLIPS, Terrence vs Xavier (11/17/16)
	1.000 (5-5)	WALTON, K.J. vs Lipscomb (12-29-16)
	1.000 (4-4)	PHILLIPS, Terrence at Auburn (03/04/17)
	1.000 (4-4)	PHILLIPS, Terrence at Arkansas (01/14/17)
	1.000 (4-4)	GEIST, Jordan vs Illinois (12-21-16)
	1.000 (4-4)	PHILLIPS, Terrence vs Miami (Ohio) (12-6-16)
Rebounds	13	WALTON, K.J. vs Auburn (1-10-17)
	13	BARNETT, Jordan vs Lipscomb (12-29-16)
Assists	10	PHILLIPS, Terrence vs Ole Miss (1-21-17)
	8	PHILLIPS, Terrence at Ole Miss (2/25/17)
	8	PHILLIPS, Terrence vs LSU (1-4-17)
	8	PHILLIPS, Terrence vs Northwestern State (11-26-16)
Steals	5	PHILLIPS, Terrence vs Miami (Ohio) (12-6-16)
	4	PHILLIPS, Terrence at Alabama (1/18/17)
	4	BARNETT, Jordan at Arkansas (01/14/17)
	4	WALTON, K.J. vs Northwestern State (11-26-16)
Blocked Shots	4	JACKSON, Willie vs NC Central (11-28-16)
	3	PHILLIPS, Terrence vs Auburn (1-10-17)
Turnovers	6	PHILLIPS, Terrence vs Vanderbilt (2-11-17)
	6	WALTON, K.J. at Georgia (01/07/17)
Fouls	5	WOODS, Russell at Auburn (03/04/17)
	5	WOODS, Russell at Ole Miss (2/25/17)
	5	WOODS, Russell vs Kentucky (2-21-17)
	5	NIKKO, Reed vs Kentucky (2-21-17)
	5	PHILLIPS, Terrence vs South Carolina (1-28-17)
	5	PHILLIPS, Terrence at Mississippi State (01-25-17)
	5	WOODS, Russell at Mississippi State (01-25-17)
	5	PHILLIPS, Terrence vs Ole Miss (1-21-17)
	5	PHILLIPS, Terrence at Alabama (1/18/17)
	5	BARNETT, Jordan at Arkansas (01/14/17)
	5	PURYEAR, Kevin vs LSU (1-4-17)
	5	PHILLIPS, Terrence vs Lipscomb (12-29-16)
	5	VANLEER, Cullen vs Illinois (12-21-16)
	5	PHILLIPS, Terrence vs NC Central (11-28-16)
	5	PHILLIPS, Terrence vs Xavier (11/17/16)
	5	WOODS, Russell vs Xavier (11/17/16)
Minutes	41	HUGHES, Frankie vs Xavier (11/17/16)
	40	PHILLIPS, Terrence vs Xavier (11/17/16)
	40	PURYEAR, Kevin vs Xavier (11/17/16)
	37	WOODS, Russell vs South Carolina (1-28-17)
	37	PURYEAR, Kevin at Mississippi State (01-25-17)
	37	VANLEER, Cullen vs Arizona (12-10-16)
	37	VANLEER, Cullen vs Xavier (11/17/16)

Opponent Individual Game Highs

Points	29	Q Weatherspoon at Mississippi State (01-25-17)
	28	Burnett, Deandre at Ole Miss (2/25/17)
	25	Williams, Grant at Tennessee (02/18/17)
	25	GIBBS, Jack vs Davidson (11/18/16)
	24	BLAKENEY, Antonio vs LSU (1-4-17)
Field Goals Made	11	Q Weatherspoon at Mississippi State (01-25-17)
	10	BLAKENEY, Antonio vs LSU (1-4-17)
Field Goal Att.	20	BLAKENEY, Antonio vs LSU (1-4-17)
	19	SUNNER, Edmond vs Xavier (11/17/16)
FG Pct (min 5 made)	1.000 (6-6)	RIVAS, Pablo vs NC Central (11-28-16)
	1.000 (5-5)	Spencer, Horace vs Auburn (1-10-17)
3-Point FG Made	7	Lamar Peters at Mississippi State (01-25-17)
	6	Admon Gilder at Texas A&M (02/08/17)
3-Point FG Att.	11	Lamar Peters at Mississippi State (01-25-17)
	10	Admon Gilder at Texas A&M (02/08/17)
	10	MORAN, Nathan vs Lipscomb (12-29-16)
3-Pt FG Pct (min 2 made)	1.000 (3-3)	Heron, Mustapha at Auburn (03/04/17)
	1.000 (2-2)	Saiz, Sebastian at Ole Miss (2/25/17)
	1.000 (2-2)	Tyree, Breein vs Ole Miss (1-21-17)
	1.000 (2-2)	JONES, CJ at Arkansas (01/14/17)
Free Throws Made	13	Burnett, Deandre at Ole Miss (2/25/17)
	12	Williams, Grant at Tennessee (02/18/17)
Free Throw Att.	14	Burnett, Deandre at Ole Miss (2/25/17)
	14	Maten, Yante at Georgia (01/07/17)
FT Pct (min 3 made)	1.000 (7-7)	THORNWELL, Sindarius vs South Carolina (1-28-17)
	1.000 (6-6)	Tyree, Breein at Ole Miss (2/25/17)
	1.000 (6-6)	Ristic, Dusan vs Arizona (12-10-16)
	1.000 (6-6)	MACURA, J.P. vs Xavier (11/17/16)
	1.000 (5-5)	Lang, T.J. at Auburn (03/04/17)
	1.000 (5-5)	Barry, Canyon at Florida (2/2/17)
	1.000 (4-4)	Davis, Terence at Ole Miss (2/25/17)
	1.000 (4-4)	Tyler Davis at Texas A&M (02/08/17)
	1.000 (4-4)	HANNAHS, DUSTY vs Arkansas (2-4-17)
	1.000 (4-4)	Johnson Jr, Avery at Alabama (1/18/17)
	1.000 (4-4)	HANNAHS, DUSTY at Arkansas (01/14/17)
	1.000 (4-4)	BEARD, ANTON at Arkansas (01/14/17)
	1.000 (4-4)	Johnson, Ronnie vs Auburn (1-10-17)
	1.000 (4-4)	WILLIAMS, Josh vs Lipscomb (12-29-16)
	1.000 (4-4)	McREYNOLDS, Demetrius vs Eastern Illinois (12-17-16)
	1.000 (4-4)	SMITH, Ryan vs Tulane (11/20/16)
	1.000 (4-4)	MORGAN, Malik vs Tulane (11/20/16)
	1.000 (3-3)	KORNET, Luke vs Vanderbilt (2-11-17)
	1.000 (3-3)	Furmanavicius, Justas vs Ole Miss (1-21-17)
Rebounds	16	Robert Williams at Texas A&M (02/08/17)
	15	Adebayo, Edrice vs Kentucky (2-21-17)
Assists	10	Chiozza, Chris at Florida (2/2/17)
	8	IJ Ready at Mississippi State (01-25-17)
Steals	5	Frazier, J.J. at Georgia (01/07/17)
	4	Dunans, T.J. at Auburn (03/04/17)
Blocked Shots	4	McLemore, Anfernee at Auburn (03/04/17)
	4	Aric Holman at Mississippi State (01-25-17)
	4	Wiley, Austin vs Auburn (1-10-17)
	4	RANSOM, Will vs NC Central (11-28-16)
Turnovers	4	GASTON, RaShid vs Xavier (11/17/16)
	7	GRAF, Dajuan vs NC Central (11-28-16)
	6	Admon Gilder vs Texas A&M (2-28-17)
	6	Briscoe, Isaiah vs Kentucky (2-21-17)
Fouls	5	Dunans, T.J. at Auburn (03/04/17)
	5	Briscoe, Isaiah vs Kentucky (2-21-17)
	5	Taylor, Jimmie vs Alabama (2-15-17)
	5	BEARD, ANTON vs Arkansas (2-4-17)
	5	MACON, DARYL vs Arkansas (2-4-17)
	5	Hall, Donta at Alabama (1/18/17)
	5	BEARD, ANTON at Arkansas (01/14/17)
	5	REATH, Duop vs LSU (1-4-17)
	5	MATHEWS, Garrison vs Lipscomb (12-29-16)
	5	COOPER, Kenny vs Lipscomb (12-29-16)
	5	PEPPER, Eli vs Lipscomb (12-29-16)
	5	Abrams, Tracy vs Illinois (12-21-16)
	5	Markkanen, Lauri vs Arizona (12-10-16)
	5	McLANE, Logan vs Miami (Ohio) (12-6-16)
	5	WEATHERS, Michael vs Miami (Ohio) (12-6-16)
	5	LOMOMBA, Junior vs Western Kentucky (12-3-16)
	5	MAGARITY, Will vs Davidson (11/18/16)
	5	GASTON, RaShid vs Xavier (11/17/16)
	5	JONES, Tyrique vs Xavier (11/17/16)



2016-17 Mizzou Basketball
Mizzou Combined Team Statistics (as of Mar 04, 2017)
All games



RECORD:	OVERALL	HOME	AWAY	NEUTRAL
ALL GAMES	7-23	6-11	0-9	1-3
CONFERENCE	2-16	2-7	0-9	0-0
NON-CONFERENCE	5-7	4-4	0-0	1-3

#	Player	gp-gs	min	avg	Total			3-Point		F-Throw		Rebounds				pf	dq	a	to	blk	stl	pts	avg
					fg-fga	fg%	3fg-fga	3fg%	ft-fa	ft%	off	def	tot	avg									
21	BARNETT, Jordan	21-11	574	27.3	92-213	.432	32-108	.296	39-51	.765	39	83	122	5.8	40	1	14	28	10	12	255	12.1	
24	PURYEAR, Kevin	30-30	877	29.2	118-292	.404	14-52	.269	81-111	.730	54	127	181	6.0	70	1	25	51	9	11	331	11.0	
01	PHILLIPS, Terrence	30-21	848	28.3	96-259	.371	49-141	.348	75-96	.781	6	108	114	3.8	104	7	132	78	4	42	316	10.5	
03	HUGHES, Frankie	28-11	531	19.0	72-245	.294	41-155	.265	28-50	.560	14	59	73	2.6	39	0	32	38	1	19	213	7.6	
25	WOODS, Russell	30-30	670	22.3	71-143	.497	0-0	.000	66-110	.600	68	67	135	4.5	99	5	12	33	4	11	208	6.9	
15	GEIST, Jordan	30-12	645	21.5	62-171	.363	19-69	.275	65-87	.747	10	74	84	2.8	46	0	55	33	0	20	208	6.9	
11	WALTON, K.J.	30-17	582	19.4	66-170	.388	5-23	.217	69-112	.616	41	61	102	3.4	51	0	30	36	0	36	206	6.9	
02	JACKSON, Willie	11-0	186	16.9	29-53	.547	0-1	.000	7-10	.700	16	35	51	4.6	18	0	4	13	6	3	65	5.9	
33	VANLEER, Cullen	30-17	712	23.7	49-145	.338	37-120	.308	19-22	.864	6	42	48	1.6	61	1	41	24	8	22	154	5.1	
14	NIKKO, Reed	26-0	275	10.6	28-55	.509	0-0	.000	13-25	.520	24	37	61	2.3	45	1	9	11	18	8	69	2.7	
05	SMITH, Mitchell	11-0	83	7.5	10-17	.588	0-0	.000	6-14	.429	3	16	19	1.7	16	0	2	7	4	3	26	2.4	
32	WOLF, Adam	9-0	22	2.4	1-5	.200	0-2	.000	0-0	.000	3	0	3	0.3	3	0	0	0	0	1	2	0.2	
10	RAU, Brett	5-0	7	1.4	0-1	.000	0-0	.000	0-0	.000	2	0	2	0.4	0	0	0	1	0	1	0	0.0	
13	GLASSMAN, Trevor	6-1	13	2.2	0-6	.000	0-5	.000	0-0	.000	1	3	4	0.7	1	0	1	2	0	2	0	0.0	
Team											53	51	104		2		10						
Total.....		30	6025		694-1775	.391	197-676	.291	468-688	.680	340	763	1103	36.8	595	16	357	365	64	191	2053	68.4	
Opponents.....		30	6025		732-1711	.428	227-673	.337	473-692	.684	327	854	1181	39.4	635	-	373	414	141	158	2164	72.1	

TEAM STATISTICS	MU-M	OPP	Date	Opponent	Score	Att.
SCORING	2053	2164	11-13-16	ALABAMA A&M	W 99-44	9139
Points per game	68.4	72.1	11/17/16	vs Xavier	Lot 82-83	1991
Scoring margin	-3.7	-	11/18/16	vs Davidson	L 55-70	1002
FIELD GOALS-ATT	694-1775	732-1711	11/20/16	vs Tulane	W 67-62	400
Field goal pct	.391	.428	11-26-16	NORTHWESTERN STATE	W 84-60	9799
3 POINT FG-ATT	197-676	227-673	11-28-16	NC CENTRAL	L 52-62	9091
3-point FG pct	.291	.337	12-3-16	WESTERN KENTUCKY	W 59-56	9580
3-pt FG made per game	6.6	7.6	12-6-16	MIAMI (OHIO)	W 81-55	9109
FREE THROWS-ATT	468-688	473-692	12-10-16	ARIZONA	L 60-79	10151
Free throw pct	.680	.684	12-17-16	EASTERN ILLINOIS	L 64-67	9618
F-Throws made per game	15.6	15.8	12-21-16	vs Illinois	L 66-75	12409
REBOUNDS	1103	1181	12-29-16	LIPSCOMB	L 76-81	10121
Rebounds per game	36.8	39.4	* 1-4-17	LSU	L 77-88	9404
Rebounding margin	-2.6	-	* 01/07/17	at Georgia	L 66-71	8635
ASSISTS	357	373	* 1-10-17	AUBURN	L 72-77	9688
Assists per game	11.9	12.4	* 01/14/17	at Arkansas	L 73-92	15424
TURNOVERS	365	414	* 1/18/17	at Alabama	L 56-68	10347
Turnovers per game	12.2	13.8	* 1-21-17	OLE MISS	L 71-75	10378
Turnover margin	+1.6	-	* 01-25-17	at Mississippi State	L 74-89	7101
Assist/turnover ratio	1.0	0.9	* 1-28-17	SOUTH CAROLINA	L 53-63	10190
STEALS	191	158	* 2/2/17	at Florida	L 54-93	10153
Steals per game	6.4	5.3	* 2-4-17	ARKANSAS	W 83-78	11434
BLOCKS	64	141	* 02/08/17	at Texas A&M	L 73-76	8632
Blocks per game	2.1	4.7	* 2-11-17	VANDERBILT	W 72-52	10279
ATTENDANCE	168818	106126	* 2-15-17	ALABAMA	L 54-57	9526
Home games-Avg/Game	17-9930	9-10036	* 02/18/17	at Tennessee	L 70-90	14680
Neutral site-Avg/Game	-	4-3950	* 2-21-17	KENTUCKY	L 62-72	11574
			* 2/25/17	at Ole Miss	L 77-80	7693
			* 2-28-17	TEXAS A&M	L 43-60	9737
			* 03/04/17	at Auburn	L 78-89	7659
Score by Periods	1st	2nd	OT	Totals		
Mizzou	936	1106	11	2053		
Opponents	1001	1151	12	2164		

* - Conference game

NCAA APPEARANCES: '44, '76, '78, '80, '81, '82, '83, '86, '87, '88, '89, '90, '92, '93, '95, '99, '00, '01, '02, '03, '09, '10, '11, '12, '13



2016-17 Mizzou Basketball
Mizzou Combined Team Statistics (as of Mar 04, 2017)
Conference games



RECORD:	OVERALL	HOME	AWAY	NEUTRAL
ALL GAMES	2-16	2-7	0-9	0-0
CONFERENCE	2-16	2-7	0-9	0-0
NON-CONFERENCE	0-0	0-0	0-0	0-0

#	Player	gp-gs	min	avg	Total			3-Point		F-Throw		Rebounds				pts	avg					
					fg-fga	fg%	3fg-fga	3fg%	ft-fa	ft%	off	def	tot	avg	pf			dq	a	to	blk	stl
21	BARNETT, Jordan	18-10	502	27.9	85-190	.447	29-94	.309	34-43	.791	34	68	102	5.7	38	1	12	25	9	11	233	12.9
01	PHILLIPS, Terrence	18-9	532	29.6	68-170	.400	36-101	.356	49-62	.790	5	58	63	3.5	65	4	82	52	4	28	221	12.3
24	PURYEAR, Kevin	18-18	566	31.4	64-170	.376	11-36	.306	42-57	.737	34	68	102	5.7	50	1	13	29	5	6	181	10.1
15	GEIST, Jordan	18-11	408	22.7	44-113	.389	11-46	.239	39-54	.722	7	37	44	2.4	30	0	33	24	0	8	138	7.7
11	WALTON, K.J.	18-17	407	22.6	39-111	.351	5-18	.278	41-71	.577	23	46	69	3.8	35	0	20	26	0	21	124	6.9
25	WOODS, Russell	18-18	410	22.8	40-88	.455	0-0	.000	37-61	.607	34	37	71	3.9	69	4	6	18	2	7	117	6.5
03	HUGHES, Frankie	17-0	247	14.5	28-101	.277	18-69	.261	9-19	.474	5	37	42	2.5	22	0	18	22	0	7	83	4.9
33	VANLEER, Cullen	18-6	330	18.3	24-65	.369	19-58	.328	8-9	.889	4	16	20	1.1	31	0	16	12	4	10	75	4.2
14	NIKKO, Reed	18-0	173	9.6	13-33	.394	0-0	.000	8-17	.471	20	21	41	2.3	31	1	5	4	9	6	34	1.9
32	WOLF, Adam	6-0	13	2.2	1-3	.333	0-1	.000	0-0	.000	2	0	2	0.3	2	0	0	0	0	1	2	0.3
10	RAU, Brett	2-0	2	1.0	0-1	.000	0-0	.000	0-0	.000	1	0	1	0.5	0	0	0	0	0	1	0	0.0
13	GLASSMAN, Trevor	3-1	6	2.0	0-4	.000	0-3	.000	0-0	.000	1	2	3	1.0	0	0	0	0	0	2	0	0.0
05	SMITH, Mitchell	1-0	4	4.0	0-1	.000	0-0	.000	0-2	.000	1	1	2	2.0	0	0	0	2	0	0	0	0.0
Team											27	29	56		2		7					
Total.....		18	3600		406-1050	.387	129-426	.303	267-395	.676	198	420	618	34.3	375	11	205	221	33	108	1208	67.1
Opponents.....		18	3600		461-1003	.460	147-400	.368	301-444	.678	196	518	714	39.7	368	-	235	241	86	96	1370	76.1

TEAM STATISTICS	MU-M	OPP	Date	Opponent	Score	Att.
SCORING	1208	1370	* 1-4-17	LSU	L 77-88	9404
Points per game	67.1	76.1	* 01/07/17	at Georgia	L 66-71	8635
Scoring margin	-9.0	-	* 1-10-17	AUBURN	L 72-77	9688
FIELD GOALS-ATT	406-1050	461-1003	* 01/14/17	at Arkansas	L 73-92	15424
Field goal pct	.387	.460	* 1/18/17	at Alabama	L 56-68	10347
3 POINT FG-ATT	129-426	147-400	* 1-21-17	OLE MISS	L 71-75	10378
3-point FG pct	.303	.368	* 01-25-17	at Mississippi State	L 74-89	7101
3-pt FG made per game	7.2	8.2	* 1-28-17	SOUTH CAROLINA	L 53-63	10190
FREE THROWS-ATT	267-395	301-444	* 2/2/17	at Florida	L 54-93	10153
Free throw pct	.676	.678	* 2-4-17	ARKANSAS	w 83-78	11434
F-Throws made per game	14.8	16.7	* 02/08/17	at Texas A&M	L 73-76	8632
REBOUNDS	618	714	* 2-11-17	VANDERBILT	w 72-52	10279
Rebounds per game	34.3	39.7	* 2-15-17	ALABAMA	L 54-57	9526
Rebounding margin	-5.3	-	* 02/18/17	at Tennessee	L 70-90	14680
ASSISTS	205	235	* 2-21-17	KENTUCKY	L 62-72	11574
Assists per game	11.4	13.1	* 2/25/17	at Ole Miss	L 77-80	7693
TURNOVERS	221	241	* 2-28-17	TEXAS A&M	L 43-60	9737
Turnovers per game	12.3	13.4	* 03/04/17	at Auburn	L 78-89	7659
Turnover margin	+1.1	-				
Assist/turnover ratio	0.9	1.0				
STEALS	108	96				
Steals per game	6.0	5.3				
BLOCKS	33	86				
Blocks per game	1.8	4.8				
ATTENDANCE	92210	90324				
Home games-Avg/Game	9-10246	9-10036				
Neutral site-Avg/Game	-	0-0				

* - Conference game

Score by Periods	1st	2nd	Totals
Mizzou	553	655	1208
Opponents	619	751	1370

2016-17 MIZZOU ROSTER



1

TERRENCE PHILLIPS
SO | G | 5-11 | 180
Orange County, Calif.
Oak Hill Academy (Va.)
Major: Communication



3

FRANKIE HUGHES
FR | G | 6-4 | 192
Cleveland, Ohio
Garfield Heights HS
Major: Sport Management




4

JAKOBY KEMP
FR | F | 6-9 | 215
Layton, Utah
Layton HS
Major: Sport Management



5

MITCHELL SMITH
FR | F | 6-10 | 210
Van Buren, Ark.
Van Buren HS
Major: Sport Management



10

BRETT RAU
JR | G | 6-4 | 170
Burlington, Ill.
Elgin Community College (Ill.)
Major: Sport Management



11

K.J. WALTON
SO | G | 6-3 | 200
Indianapolis, Ind.
Brownsburg HS
Major: Communication



13

TREVOR GLASSMAN
R-JR | G | 6-3 | 205
Bedford, N.H.
Manhattan
Major: Finance



14

REED NIKKO
FR | F | 6-10 | 250
Maple Grove, Minn.
Maple Grove HS
Major: Fisheries & Wildlife



15

JORDAN GEIST
SO | G | 6-2 | 180
Fort Wayne, Ind.
Ranger College (Texas)
Major: Agribusiness Mgmt.



21

JORDAN BARNETT
JR | F | 6-7 | 215
St. Louis, Mo.
Texas
Major: Hospitality Mgmt.



24

KEVIN PURYEAR
SO | F | 6-7 | 243
Blue Springs, Mo.
South HS
Major: Sport Management



25

RUSSELL WOODS
SR | F | 6-8 | 236
Chicago, Ill.
John A. Logan College (Ill.)
Major: General Studies



32

ADAM WOLF
SO | F | 6-7 | 219
Beaver Dam, Wis.
Beaver Dam HS
Major: Communication



33

CULLEN VANLEER
SO | G | 6-4 | 208
Pacific, Mo.
Pacific HS
Major: Education



HC

KIM ANDERSON
Third season



AC

EMANUEL DILDY
First season



AC

ROB FULFORD
Third season



AC

STEVE SHIELDS
Second season

NCAA APPEARANCES: '44, '76, '78, '80, '81, '82, '83, '86, '87, '88, '89, '90, '92, '93, '95, '99, '00, '01, '02, '03, '09, '10, '11, '12, '13