Official Basketball Box Score - Final

Lindenwood at Missouri

11/27/24 Mizzou Arena, Columbia

2024-25 Men's Basketball

Game Time: 5:31 PM
Game Duration: 2:11
Attendance: 9,298

Officials: Courtney Green, Rob Rorke, Jason Deering

Lindenwood - 61 **Record: 2-5**

NO.	Name		Min	FG M-A	3P M-A	FT M-A	Rebounds OR	DR	TOT	Fouls PF	FD	TP	AS	TO	ST	Blocks BS	BA	+/-
5	Jaylon McDaniel	F	16:09	2-4	0-0	2-2	2	0	2	5	1	6	0	3	1	1	1	-7
2	Reggie Bass	G	25:45	0-4	0-4	0-0	0	1	1	2	1	0	3	1	2	0	0	-15
3	Markeith Browning II	G	32:57	7-16	1-4	6-6	2	3	5	4	4	21	2	3	4	0	2	-21
10	Jadis Jones	G	34:25	6-9	0-0	2-4	2	6	8	1	3	14	0	0	2	0	1	-16
12	Anias Futrell	G	24:10	2-10	0-5	4-7	1	1	2	2	5	8	0	3	2	0	1	-14
4	Jordan Wildy		19:04	1-4	1-3	2-2	1	3	4	2	1	5	0	1	1	0	0	-5
34	Clayton Jackson		24:33	2-8	0-2	0-0	1	0	1	0	1	4	1	0	1	0	0	-8
15	Nathan Johnson Jr.		11:19	1-4	1-2	0-0	0	0	0	3	0	3	0	0	0	1	0	-6
13	Aly Tounkara		04:47	0-0	0-0	0-0	0	0	0	0	0	0	0	0	0	0	0	-8
11	Jalen Bouknight		05:44	0-0	0-0	0-0	0	1	1	0	0	0	0	1	0	0	0	-1
21	Alex Nokes		01:07	0-0	0-0	0-0	0	0	0	1	0	0	0	0	0	0	0	1
Team							0	1	1			0		0				
Totals				21-59	3-20	16-21	9	16	25	20	16	61	6	12	13	2	5	-20

Shooting By Period			
1st	FG%	12-31	38.7%
	3PT%	1-10	10.0%
	FT%	2-6	33.3%
2nd	FG%	9-28	32.1%
	3PT%	2-10	20.0%
	FT%	14-15	93.3%
GM	FG%	21-59	35.6%
	3PT%	3-20	15.0%
	FT%	16-21	76.2%

Dead Ball Rebounds: 3, 0

Technical Fouls: McDaniel 1st10:16

Missouri - 81 **Record: 6-1**

NO.	Name		Min	FG M-A	3P M-A	FT M-A	Rebounds OR	DR	TOT	Fouls PF	FD	TP	AS	TO	ST	Blocks BS	BA	+/-
25	Mark Mitchell	F	16:47	1-4	0-2	1-2	1	4	5	0	1	3	1	2	0	0	0	5
33	Josh Gray	C	17:48	2-3	0-0	0-0	4	4	8	3	2	4	1	0	0	1	0	8
0	Anthony Robinson II	G	20:58	2-5	0-0	1-2	2	5	7	2	1	5	5	4	0	0	0	21
2	Tamar Bates	G	15:45	1-5	0-3	3-4	1	2	3	1	1	5	1	0	1	0	1	10
6	Annor Boateng	G	02:32	0-0	0-0	0-0	0	0	0	0	1	0	0	0	0	0	0	-1
12	Tony Perkins		23:15	5-8	1-3	7-9	1	3	4	1	5	18	1	3	2	0	0	8
31	Caleb Grill		07:12	1-1	0-0	0-0	0	0	0	1	1	2	0	1	1	1	0	3
4	Marcus Allen		12:46	0-1	0-0	2-2	2	2	4	1	1	2	1	1	0	0	0	0
11	Trent Pierce		18:30	4-6	0-2	4-4	1	3	4	1	2	12	0	3	3	0	0	7
21	Peyton Marshall		02:44	0-0	0-0	0-0	0	0	0	1	0	0	0	2	0	0	0	2
1	Marques Warrick		27:04	6-10	3-7	2-3	0	3	3	0	2	17	1	0	0	0	0	10
35	Jacob Crews		09:29	2-6	1-4	0-0	0	2	2	1	0	5	0	0	0	0	1	6
23	Aidan Shaw		22:46	3-4	0-1	2-3	2	1	3	3	2	8	0	2	0	3	0	17
5	T.O. Barrett		02:24	0-1	0-0	0-0	0	1	1	1	0	0	0	1	0	0	0	4
Team							1	1	2			0		1				
Totals				27-54	5-22	22-29	15	31	46	16	19	81	11	20	7	5	2	20

Shooting By Period			
1st	FG%	13-28	46.4%
	3PT%	4-13	30.8%
	FT%	7-12	58.3%
2nd	FG%	14-26	53.8%
	3PT%	1-9	11.1%
	FT%	15-17	88.2%
GM	FG%	27-54	50.0%
	3PT%	5-22	22.7%
	FT%	22-29	75.9%

Dead Ball Rebounds: 3, 0

Technical Fouls::NONE

	Lind	Mizzou
Biggest lead	3 (1st 13:58)	24 (2nd 3:30)
Best Scoring Run	6(1st 3:48)	8(1st 2:05)
Lead Changes	8	
Times Tied	8	
Time with Lead	03:49	33:14

Points from	Lind	Mizzou
Turnovers	21	7
Paint	32	42
Second Chance	11	18
Fast Breaks	8	14
Bench	12	64

Period by Period Scoring	1st	2nd	TOT
Lind	27	34	61
Mizzou	37	44	81

LIVESTATS BY GENIUS SPORTS

Official Basketball Play by Play - First Half

Lindenwood at Missouri

11/27/24 Mizzou Arena, Columbia

2024-25 Men's Basketball

Game Time: 5:31 PM
Game Duration: 2:11
Attendance: 9,298

Officials: Courtney Green, Rob Rorke, Jason Deering

Period 1

Quarter Starters:

Mizzou	0 Robinson II A	2 Bates T	6 Boateng A	25 Mitchell M	33 Gray J
Lind	2 Bass R	3 Browning II M	5 McDaniel J	10 Jones J	12 Futrell A

Game Time	Mizzou	Score	Diff	Lind
20:00	33 GRAY J jumpball won			5 MCDANIEL J jumpball lost
19:38	2 BATES T foul drawn (1)			12 FUTRELL A foul shooting (1 - 1)
19:38	2 BATES T free throw 1 - 2 missed			
19:38	offensive dead ball rebound (1)			
19:38	2 BATES T free throw 2 - 2 made (1)	**1-0**	**1**	
19:22				2 BASS R turnover lost ball (1)
18:51	turnover shot clock (1)			
18:30				5 MCDANIEL J turnover travel (1)
18:12	2 BATES T 3pt FG from turnover, jump shot missed			
18:10	33 GRAY J offensive rebound (1)			
18:07	25 MITCHELL M 3pt FG from turnover second chance, jump shot missed			
18:03				2 BASS R defensive rebound (1)
17:56				12 FUTRELL A 3pt FG , jump shot missed
17:53	2 BATES T defensive rebound (1)			
17:50	0 ROBINSON II A turnover bad pass (1)			12 FUTRELL A steal (1)
17:46		**1-2**	**-1**	10 JONES J 2pt FG fast break from turnover in the paint, dunk, made (2)
17:28	6 BOATENG A foul drawn (1)			2 BASS R foul personal (1 - 2)
17:28	0 ROBINSON II A substitution out			
17:28	6 BOATENG A substitution out			
17:28	12 PERKINS T substitution in			
17:28	31 GRILL C substitution in			
17:28				5 MCDANIEL J substitution out
17:28				4 WILDY J substitution in
17:26	2 BATES T 2pt FG in the paint, layup made (3)	**3-2**	**1**	
17:00	12 PERKINS T foul shooting (1 - 1)			4 WILDY J foul drawn (1)
17:00		**3-3**	**0**	4 WILDY J free throw 1 - 2 made (1)
17:00		**3-4**	**-1**	4 WILDY J free throw 2 - 2 made (2)
17:00				2 BASS R substitution out
17:00				34 JACKSON C substitution in
16:47	12 PERKINS T foul drawn (1)			4 WILDY J foul shooting (1 - 3)
16:47	12 PERKINS T free throw 1 - 2 missed			
16:47	offensive dead ball rebound (2)			
16:47	12 PERKINS T free throw 2 - 2 made (1)	**4-4**	**0**	
16:29		**4-6**	**-2**	12 FUTRELL A 2pt FG in the paint, layup made (2)
16:16	12 PERKINS T 3pt FG , jump shot missed			
16:12				10 JONES J defensive rebound (1)
15:59				12 FUTRELL A 3pt FG , jump shot missed
15:54	25 MITCHELL M defensive rebound (1)			
15:53	2 BATES T 3pt FG , jump shot missed			
15:53	12 PERKINS T offensive rebound (1)			
15:53	12 PERKINS T 2pt FG second chance in the paint, jump shot made (3)	**6-6**	**0**	

Official Basketball Play by Play - First Half

Lindenwood at Missouri

11/27/24 Mizzou Arena, Columbia

2024-25 Men's Basketball

Game Time: 5:31 PM
Game Duration: 2:11
Attendance: 9,298

Officials: Courtney Green, Rob Rorke, Jason Deering

Game Time	Mizzou	Score	Diff	Lind
15:53	12 PERKINS T foul drawn (2)			3 BROWNING II M foul shooting (1 - 4)
15:53	12 PERKINS T free throw 1 - 1 made (4)	**7-6**	**1**	
15:53				3 BROWNING II M substitution out
15:53				10 JONES J substitution out
15:53				2 BASS R substitution in
15:53				15 JOHNSON JR. N substitution in
15:53	12 PERKINS T steal (1)			12 FUTRELL A turnover lost ball (1)
15:53	12 PERKINS T turnover lost ball (1)			2 BASS R steal (1)
15:53		**7-9**	**-2**	4 WILDY J 3pt FG from turnover, jump shot made (5)
15:53				2 BASS R assist (1)
15:04	31 GRILL C foul offensive (1 - 2)			34 JACKSON C foul drawn (1)
15:04	31 GRILL C turnover offensive (1)			
15:04				12 FUTRELL A substitution out
15:04				3 BROWNING II M substitution in
14:49				15 JOHNSON JR. N 2pt FG from turnover in the paint, layup missed
14:44	25 MITCHELL M defensive rebound (2)			
14:39	25 MITCHELL M 2pt FG in the paint, layup missed			
14:36	33 GRAY J offensive rebound (2)			
14:27	25 MITCHELL M foul drawn (1)			15 JOHNSON JR. N foul shooting (1 - 5)
14:27	25 MITCHELL M free throw 1 - 2 made (1)	**8-9**	**-1**	
14:27				4 WILDY J substitution out
14:27				15 JOHNSON JR. N substitution out
14:27				5 MCDANIEL J substitution in
14:27				10 JONES J substitution in
14:27	2 BATES T substitution out			
14:27	0 ROBINSON II A substitution in			
14:27	25 MITCHELL M free throw 2 - 2 missed			
14:26				10 JONES J defensive rebound (2)
14:13	31 GRILL C steal (1)			3 BROWNING II M turnover lost ball (1)
14:08	25 MITCHELL M turnover lost ball (1)			3 BROWNING II M steal (1)
13:58		**8-11**	**-3**	3 BROWNING II M 2pt FG from turnover in the paint, layup made (2)
13:36	33 GRAY J 2pt FG in the paint, layup missed			
13:33	0 ROBINSON II A offensive rebound (1)			
13:32	12 PERKINS T 3pt FG second chance, jump shot made (7)	**11-11**	**0**	
13:32	0 ROBINSON II A assist (1)			
13:04				3 BROWNING II M 3pt FG , jump shot missed
13:00	0 ROBINSON II A defensive rebound (2)			
12:54	33 GRAY J 2pt FG in the paint, dunk, made (2)	**13-11**	**2**	
12:54	25 MITCHELL M assist (1)			
12:31				5 MCDANIEL J 2pt FG in the paint, layup blocked
12:31	31 GRILL C block (1)			
12:27				5 MCDANIEL J offensive rebound (1)
12:26		**13-13**	**0**	5 MCDANIEL J 2pt FG second chance in the paint, layup made (2)
12:13	31 GRILL C 2pt FG outside the paint, jump shot made (2)	**15-13**	**2**	
12:07		**15-15**	**0**	10 JONES J 2pt FG fast break in the paint, layup made (4)
12:07				3 BROWNING II M assist (1)
11:41	0 ROBINSON II A turnover bad pass (2)			10 JONES J steal (1)

Official Basketball Play by Play - First Half

Lindenwood at Missouri

11/27/24 Mizzou Arena, Columbia

2024-25 Men's Basketball

Game Time: 5:31 PM
Game Duration: 2:11
Attendance: 9,298

Officials: Courtney Green, Rob Rorke, Jason Deering

Game Time	Mizzou	Score	Diff	Lind
11:33		**15-17**	**-2**	3 BROWNING II M 2pt FG from turnover in the paint, layup made (4)
11:14	0 ROBINSON II A 2pt FG in the paint, layup made (2)	**17-17**	**0**	
10:55				2 BASS R 3pt FG , jump shot missed
10:51				5 MCDANIEL J offensive rebound (2)
10:50				2 BASS R 3pt FG second chance, jump shot missed
10:46	33 GRAY J defensive rebound (3)			
10:40	33 GRAY J 2pt FG in the paint, layup made (4)	**19-17**	**2**	
10:40	0 ROBINSON II A assist (2)			
10:16				10 JONES J 2pt FG in the paint, jump shot missed
10:16	33 GRAY J defensive rebound (4)			
10:16	31 GRILL C foul drawn (1)			5 MCDANIEL J foul personal (1 - 6)
10:16	Timeout media			
10:16				5 MCDANIEL J foul class A technical (2 - 7)
10:16	31 GRILL C substitution out			
10:16	2 BATES T substitution in			
10:16	2 BATES T free throw fast break 1 - 2 made (4)	**20-17**	**3**	
10:16	2 BATES T free throw fast break 2 - 2 made (5)	**21-17**	**4**	
10:16	2 BATES T substitution out			
10:16	25 MITCHELL M substitution out			
10:16	33 GRAY J substitution out			
10:16	4 ALLEN M substitution in			
10:16	11 PIERCE T substitution in			
10:16	21 MARSHALL P substitution in			
10:16				3 BROWNING II M substitution out
10:16				5 MCDANIEL J substitution out
10:16				34 JACKSON C substitution out
10:16				4 WILDY J substitution in
10:16				12 FUTRELL A substitution in
10:16				15 JOHNSON JR. N substitution in
09:59	jump ball situation			
09:59	21 MARSHALL P turnover lost ball (1)			4 WILDY J steal (1)
09:35	21 MARSHALL P foul shooting (1 - 3)			12 FUTRELL A foul drawn (1)
09:35				12 FUTRELL A free throw 1 - 2 missed
09:35				offensive dead ball rebound (1)
09:35				15 JOHNSON JR. N substitution out
09:35				3 BROWNING II M substitution in
09:34				12 FUTRELL A free throw 2 - 2 missed
09:32	4 ALLEN M defensive rebound (1)			
09:03	0 ROBINSON II A 2pt FG outside the paint, jump shot missed			
09:01	0 ROBINSON II A offensive rebound (3)			
08:59	0 ROBINSON II A 2pt FG second chance in the paint, layup missed			
08:57				10 JONES J defensive rebound (3)
08:45		**21-19**	**2**	3 BROWNING II M 2pt FG in the paint, layup made (6)
08:23	21 MARSHALL P turnover lost ball (2)			10 JONES J steal (2)
08:14				4 WILDY J 3pt FG from turnover, jump shot missed
08:12	11 PIERCE T defensive rebound (1)			
08:07	12 PERKINS T 2pt FG in the paint, layup made (9)	**23-19**	**4**	
07:39				3 BROWNING II M 3pt FG , jump shot missed

Official Basketball Play by Play - First Half

Lindenwood at Missouri

11/27/24 Mizzou Arena, Columbia

2024-25 Men's Basketball

Game Time: 5:31 PM
Game Duration: 2:11
Attendance: 9,298

Officials: Courtney Green, Rob Rorke, Jason Deering

Game Time	Mizzou	Score	Diff	Lind
07:37	12 PERKINS T defensive rebound (2)			
07:34	12 PERKINS T 2pt FG fast break in the paint, layup made (11)	**25-19**	**6**	
07:32				Timeout 30 Sec
07:32	0 ROBINSON II A substitution out			
07:32	21 MARSHALL P substitution out			
07:32	1 WARRICK M substitution in			
07:32	25 MITCHELL M substitution in			
07:14				3 BROWNING II M 2pt FG in the paint, layup missed
07:12				3 BROWNING II M offensive rebound (1)
07:03				2 BASS R 3pt FG second chance, jump shot missed
07:00	11 PIERCE T defensive rebound (2)			
06:59	4 ALLEN M foul offensive (1 - 4)			3 BROWNING II M foul drawn (1)
06:59	4 ALLEN M turnover offensive (1)			
06:59				2 BASS R substitution out
06:59				34 JACKSON C substitution in
06:48				12 FUTRELL A turnover out of bounds (2)
06:48	11 PIERCE T substitution out			
06:48	35 CREWS J substitution in			
06:19	12 PERKINS T 2pt FG from turnover outside the paint, jump shot missed			
06:17				10 JONES J defensive rebound (4)
06:06				3 BROWNING II M 2pt FG in the paint, layup missed
06:05	1 WARRICK M defensive rebound (1)			
06:05	1 WARRICK M foul drawn (1)			12 FUTRELL A foul personal (2 - 8)
06:05				12 FUTRELL A substitution out
06:05				2 BASS R substitution in
06:05	1 WARRICK M 1&1 free throw 1 missed			
06:05				3 BROWNING II M defensive rebound (2)
05:47				4 WILDY J 2pt FG in the paint, layup missed
05:45	4 ALLEN M defensive rebound (2)			
05:37	25 MITCHELL M 3pt FG , jump shot missed			
05:34				3 BROWNING II M defensive rebound (3)
05:26				3 BROWNING II M 2pt FG in the paint, layup missed
05:24				10 JONES J offensive rebound (5)
05:21		**25-21**	**4**	10 JONES J 2pt FG second chance in the paint, layup made (6)
05:10	25 MITCHELL M turnover bad pass (2)			3 BROWNING II M steal (2)
05:10		**25-23**	**2**	3 BROWNING II M 2pt FG fast break from turnover in the paint, layup made (8)
05:10	Timeout 30 Sec			
05:10	25 MITCHELL M substitution out			
05:10	23 SHAW A substitution in			
05:10				3 BROWNING II M substitution out
05:10				15 JOHNSON JR. N substitution in
04:53	12 PERKINS T 3pt FG , jump shot missed			
04:51				4 WILDY J defensive rebound (1)
04:20				15 JOHNSON JR. N 3pt FG , jump shot missed
04:18	1 WARRICK M defensive rebound (2)			
04:10	35 CREWS J 2pt FG in the paint, layup blocked			
04:10				15 JOHNSON JR. N block (1)
04:10	offensive rebound (19)			

Official Basketball Play by Play - First Half

Lindenwood at Missouri

11/27/24 Mizzou Arena, Columbia

2024-25 Men's Basketball

Game Time: 5:31 PM
Game Duration: 2:11
Attendance: 9,298

Officials: Courtney Green, Rob Rorke, Jason Deering

Game Time	Mizzou	Score	Diff	Lind
04:10	4 ALLEN M substitution out			
04:10	2 BATES T substitution in			
04:10				4 WILDY J substitution out
04:10				10 JONES J substitution out
04:10				3 BROWNING II M substitution in
04:10				13 TOUNKARA A substitution in
04:10	12 PERKINS T substitution out			
04:10	0 ROBINSON II A substitution in			
03:53	0 ROBINSON II A turnover lost ball (3)			3 BROWNING II M steal (3)
03:48		**25-25**	**0**	3 BROWNING II M 2pt FG fast break from turnover in the paint, layup made (10)
03:35	1 WARRICK M 3pt FG , jump shot missed			
03:32	2 BATES T offensive rebound (2)			
03:30	35 CREWS J 3pt FG second chance, jump shot made (3)	**28-25**	**3**	
03:30	2 BATES T assist (1)			
03:01				34 JACKSON C 2pt FG outside the paint, jump shot missed
02:58	0 ROBINSON II A defensive rebound (4)			
02:54	35 CREWS J 3pt FG , jump shot missed			
02:49	23 SHAW A offensive rebound (1)			
02:49	23 SHAW A 2pt FG second chance in the paint, tip-in dunk made (2)	**30-25**	**5**	
02:27				34 JACKSON C 2pt FG in the paint, layup missed
02:23	0 ROBINSON II A defensive rebound (5)			
02:05	1 WARRICK M 3pt FG , jump shot made (3)	**33-25**	**8**	
02:05	0 ROBINSON II A assist (3)			
01:44		**33-27**	**6**	34 JACKSON C 2pt FG outside the paint, jump shot made (2)
01:44				2 BASS R assist (2)
01:16	1 WARRICK M 3pt FG , jump shot made (6)	**36-27**	**9**	
01:08				Timeout 30 Sec
01:08				13 TOUNKARA A substitution out
01:08				15 JOHNSON JR. N substitution out
01:08				34 JACKSON C substitution out
01:08				4 WILDY J substitution in
01:08				10 JONES J substitution in
01:08				12 FUTRELL A substitution in
00:54	23 SHAW A foul shooting (1 - 5)			10 JONES J foul drawn (1)
00:54				10 JONES J free throw 1 - 2 missed
00:54				offensive dead ball rebound (2)
00:54				12 FUTRELL A substitution out
00:54				15 JOHNSON JR. N substitution in
00:52				10 JONES J free throw 2 - 2 missed
00:52	35 CREWS J defensive rebound (1)			
00:42	35 CREWS J 3pt FG , jump shot missed			
00:40				4 WILDY J defensive rebound (2)
00:33				3 BROWNING II M 2pt FG in the paint, layup blocked
00:33	23 SHAW A block (1)			
00:30	defensive rebound (25)			
00:00	23 SHAW A foul drawn (1)			3 BROWNING II M foul shooting (2 - 9)
00:00	23 SHAW A free throw 1 - 2 made (3)	**37-27**	**10**	
00:00	23 SHAW A free throw 2 - 2 missed			

Official Basketball Play by Play - First Half

Lindenwood at Missouri

11/27/24 Mizzou Arena, Columbia

2024-25 Men's Basketball

Game Time: 5:31 PM
Game Duration: 2:11
Attendance: 9,298

Officials: Courtney Green, Rob Rorke, Jason Deering

Game Time	Mizzou	Score	Diff	Lind
00:00				4 WILDY J defensive rebound (3)
END OF PERIOD				
Mizzou 37-27 Lind				

Official Basketball Box Score - First Half

Lindenwood at Missouri

11/27/24 Mizzou Arena, Columbia

2024-25 Men's Basketball

Game Time: 5:31 PM
Game Duration: 2:11
Attendance: 9,298

Officials: Courtney Green, Rob Rorke, Jason Deering

Lindenwood - 27

NO.	Name		Min	FG M-A	3P M-A	FT M-A	Rebounds OR	DR	TOT	Fouls PF	FD	TP	AS	TO	ST	Blocks BS	BA	+/-
5	Jaylon McDaniel	F	06:43	1-2	0-0	0-0	2	0	2	2	0	2	0	1	0	0	1	-4
2	Reggie Bass	G	17:59	0-3	0-3	0-0	0	1	1	1	0	0	2	1	1	0	0	-8
3	Markeith Browning II	G	17:30	5-11	0-2	0-0	1	2	3	2	1	10	1	1	3	0	1	-13
10	Jadis Jones	G	15:32	3-4	0-0	0-2	1	4	5	0	1	6	0	0	2	0	0	-5
12	Anias Futrell	G	09:21	1-3	0-2	0-2	0	0	0	2	1	2	0	2	1	0	0	0
4	Jordan Wildy		10:15	1-3	1-2	2-2	0	3	3	1	1	5	0	0	1	0	0	1
34	Clayton Jackson		12:35	1-3	0-0	0-0	0	0	0	0	1	2	0	0	0	0	0	-8
15	Nathan Johnson Jr.		07:03	0-2	0-1	0-0	0	0	0	1	0	0	0	0	0	1	0	-6
13	Aly Tounkara		03:02	0-0	0-0	0-0	0	0	0	0	0	0	0	0	0	0	0	-7
Team							0	0	0			0		0				
Totals				12-31	1-10	2-6	4	10	14	9	5	27	3	5	8	1	2	-10

Shooting By Period			
1st	FG%	12-31	38.7%
	3PT%	1-10	10.0%
	FT%	2-6	33.3%
GM	FG%	12-31	38.7%
	3PT%	1-10	10.0%
	FT%	2-6	33.3%

Dead Ball Rebounds: 2, 0

Technical Fouls: McDaniel 1st10:16

Missouri - 37

NO.	Name		Min	FG M-A	3P M-A	FT M-A	Rebounds OR	DR	TOT	Fouls PF	FD	TP	AS	TO	ST	Blocks BS	BA	+/-
25	Mark Mitchell	F	12:06	0-3	0-2	1-2	0	2	2	0	1	1	1	2	0	0	0	0
33	Josh Gray	C	09:44	2-3	0-0	0-0	2	2	4	0	0	4	0	0	0	0	0	4
0	Anthony Robinson II	G	13:37	1-3	0-0	0-0	2	3	5	0	0	2	3	3	0	0	0	14
2	Tamar Bates	G	09:43	1-3	0-2	3-4	1	1	2	0	1	5	1	0	0	0	0	9
6	Annor Boateng	G	02:32	0-0	0-0	0-0	0	0	0	0	1	0	0	0	0	0	0	-1
12	Tony Perkins		13:18	4-7	1-3	2-3	1	1	2	1	2	11	0	1	1	0	0	3
31	Caleb Grill		07:12	1-1	0-0	0-0	0	0	0	1	1	2	0	1	1	1	0	3
4	Marcus Allen		06:06	0-0	0-0	0-0	0	2	2	1	0	0	0	1	0	0	0	-2
11	Trent Pierce		03:28	0-0	0-0	0-0	0	2	2	0	0	0	0	0	0	0	0	2
21	Peyton Marshall		02:44	0-0	0-0	0-0	0	0	0	1	0	0	0	2	0	0	0	2
1	Marques Warrick		07:32	2-3	2-3	0-1	0	2	2	0	1	6	0	0	0	0	0	4
35	Jacob Crews		06:48	1-4	1-3	0-0	0	1	1	0	0	3	0	0	0	0	1	4
23	Aidan Shaw		05:10	1-1	0-0	1-2	1	0	1	1	1	3	0	0	0	1	0	8
Team							1	1	2			0		1				
Totals				13-28	4-13	7-12	8	17	25	5	8	37	5	11	2	2	1	10

Shooting By Period			
1st	FG%	13-28	46.4%
	3PT%	4-13	30.8%
	FT%	7-12	58.3%
GM	FG%	13-28	46.4%
	3PT%	4-13	30.8%
	FT%	7-12	58.3%

Dead Ball Rebounds: 2, 0

Technical Fouls::NONE

	Lind	Mizzou
Biggest lead	3 (1st 13:58)	10 (1st 0:00)
Best Scoring Run	6(1st 3:48)	8(1st 2:05)
Lead Changes	8	
Times Tied	8	
Time with Lead	03:49	13:14

Points from	Lind	Mizzou
Turnovers	13	0
Paint	20	16
Second Chance	4	12
Fast Breaks	8	4
Bench	7	25

Period by Period Scoring	1st	2nd	TOT
Lind	27	34	61
Mizzou	37	44	81

Official Basketball Play by Play - Second Half

Lindenwood at Missouri

11/27/24 Mizzou Arena, Columbia

2024-25 Men's Basketball

Game Time: 5:31 PM
Game Duration: 2:11
Attendance: 9,298

Officials: Courtney Green, Rob Rorke, Jason Deering

Period 2

Quarter Starters:

Mizzou	0 Robinson II A	1 Warrick M	2 Bates T	23 Shaw A	33 Gray J
Lind	2 Bass R	3 Browning II M	5 McDaniel J	10 Jones J	12 Futrell A

Game Time	Mizzou	Score	Diff	Lind
20:00	35 CREWS J substitution out			
20:00	33 GRAY J substitution in			
20:00				4 WILDY J substitution out
20:00				15 JOHNSON JR. N substitution out
20:00				5 MCDANIEL J substitution in
20:00				12 FUTRELL A substitution in
19:43	0 ROBINSON II A turnover bad pass (4)			5 MCDANIEL J steal (1)
19:38				12 FUTRELL A 2pt FG from turnover in the paint, layup blocked
19:38	23 SHAW A block (2)			
19:31	1 WARRICK M defensive rebound (3)			
19:28	23 SHAW A 2pt FG in the paint, layup made (5)	**39-27**	**12**	
19:02				3 BROWNING II M 2pt FG in the paint, layup missed
19:00	33 GRAY J defensive rebound (5)			
18:50	1 WARRICK M 2pt FG in the paint, layup made (8)	**41-27**	**14**	
18:40	2 BATES T steal (1)			5 MCDANIEL J turnover bad pass (2)
18:27				2 BASS R substitution out
18:27				34 JACKSON C substitution in
18:22	23 SHAW A turnover lost ball (1)			12 FUTRELL A steal (2)
18:05		**41-29**	**12**	5 MCDANIEL J 2pt FG from turnover in the paint, layup made (4)
17:50	1 WARRICK M 3pt FG , jump shot made (11)	**44-29**	**15**	
17:50	0 ROBINSON II A assist (4)			
17:43		**44-31**	**13**	12 FUTRELL A 2pt FG in the paint, layup made (4)
17:43	33 GRAY J foul shooting (1 - 1)			12 FUTRELL A foul drawn (2)
17:43	2 BATES T substitution out			
17:43	11 PIERCE T substitution in			
17:43		**44-32**	**12**	12 FUTRELL A free throw 1 - 1 made (5)
17:30	33 GRAY J foul drawn (1)			5 MCDANIEL J foul personal (3 - 1)
17:30	0 ROBINSON II A substitution out			
17:30	12 PERKINS T substitution in			
17:30				5 MCDANIEL J substitution out
17:30				4 WILDY J substitution in
17:14	1 WARRICK M 3pt FG , jump shot missed			
17:11				3 BROWNING II M defensive rebound (4)
17:06				3 BROWNING II M turnover bad pass (2)
16:55	12 PERKINS T foul drawn (3)			10 JONES J foul shooting (1 - 2)
16:55	12 PERKINS T free throw 1 - 2 made (12)	**45-32**	**13**	
16:55				34 JACKSON C substitution out
16:55				2 BASS R substitution in
16:54	12 PERKINS T free throw 2 - 2 missed			
16:51	23 SHAW A offensive rebound (2)			
16:33	23 SHAW A 3pt FG second chance, jump shot missed			
16:30	33 GRAY J offensive rebound (6)			

Official Basketball Play by Play - Second Half

Lindenwood at Missouri

11/27/24 Mizzou Arena, Columbia

2024-25 Men's Basketball

Game Time: 5:31 PM
Game Duration: 2:11
Attendance: 9,298

Officials: Courtney Green, Rob Rorke, Jason Deering

Game Time	Mizzou	Score	Diff	Lind
16:26	11 PIERCE T 3pt FG second chance, jump shot missed			
16:24	33 GRAY J offensive rebound (7)			
16:21	33 GRAY J foul drawn (2)			4 WILDY J foul personal (2 - 3)
16:18	12 PERKINS T turnover bad pass (2)			2 BASS R steal (2)
15:54				3 BROWNING II M 2pt FG from turnover in the paint, layup blocked
15:54	33 GRAY J block (1)			
15:50				3 BROWNING II M offensive rebound (5)
15:43		**45-34**	**11**	10 JONES J 2pt FG from turnover second chance in the paint, tip-in layup made (8)
15:43				3 BROWNING II M assist (2)
15:39	11 PIERCE T 3pt FG , jump shot missed			
15:39				defensive rebound (17)
15:39	33 GRAY J foul personal (2 - 2)			10 JONES J foul drawn (2)
15:39	Timeout media			
15:39	11 PIERCE T substitution out			
15:39	23 SHAW A substitution out			
15:39	25 MITCHELL M substitution in			
15:39	35 CREWS J substitution in			
15:20				12 FUTRELL A 3pt FG , jump shot missed
15:17	35 CREWS J defensive rebound (2)			
15:12	35 CREWS J 3pt FG , jump shot missed			
15:10				10 JONES J defensive rebound (6)
15:05				10 JONES J 2pt FG in the paint, layup missed
15:02	25 MITCHELL M defensive rebound (3)			
14:59	1 WARRICK M foul drawn (2)			3 BROWNING II M foul shooting (3 - 4)
14:59	1 WARRICK M free throw 1 - 2 made (12)	**46-34**	**12**	
14:59	1 WARRICK M free throw 2 - 2 made (13)	**47-34**	**13**	
14:44	33 GRAY J foul personal (3 - 3)			2 BASS R foul drawn (1)
14:44				3 BROWNING II M substitution out
14:44				34 JACKSON C substitution in
14:44				Timeout 30 Sec
14:34		**47-36**	**11**	34 JACKSON C 2pt FG outside the paint, jump shot made (4)
14:34				2 BASS R assist (3)
14:14	12 PERKINS T turnover bad pass (3)			
14:14	25 MITCHELL M substitution out			
14:14	23 SHAW A substitution in			
13:55				12 FUTRELL A 2pt FG from turnover in the paint, layup missed
13:53	33 GRAY J defensive rebound (8)			
13:42	35 CREWS J 2pt FG in the paint, layup made (5)	**49-36**	**13**	
13:42	12 PERKINS T assist (1)			
13:21		**49-38**	**11**	10 JONES J 2pt FG in the paint, layup made (10)
13:04	1 WARRICK M 2pt FG in the paint, layup made (15)	**51-38**	**13**	
12:58	35 CREWS J foul shooting (1 - 4)			12 FUTRELL A foul drawn (3)
12:58				12 FUTRELL A free throw 1 - 2 missed
12:58				offensive dead ball rebound (3)
12:58	12 PERKINS T substitution out			
12:58	35 CREWS J substitution out			
12:58	0 ROBINSON II A substitution in			
12:58	11 PIERCE T substitution in			

Official Basketball Play by Play - Second Half

Lindenwood at Missouri

11/27/24 Mizzou Arena, Columbia

2024-25 Men's Basketball

Game Time: 5:31 PM
Game Duration: 2:11
Attendance: 9,298

Officials: Courtney Green, Rob Rorke, Jason Deering

Game Time	Mizzou	Score	Diff	Lind
12:58				34 JACKSON C substitution out
12:58				11 BOUKNIGHT J substitution in
12:58		**51-39**	**12**	12 FUTRELL A free throw 2 - 2 made (6)
12:50	0 ROBINSON II A 2pt FG in the paint, layup made (4)	**53-39**	**14**	
12:50	33 GRAY J assist (1)			
12:24				10 JONES J 2pt FG in the paint, layup blocked
12:24	23 SHAW A block (3)			
12:20	23 SHAW A defensive rebound (3)			
12:19	11 PIERCE T foul offensive (1 - 5)			12 FUTRELL A foul drawn (4)
12:19	11 PIERCE T turnover offensive (1)			
11:56				4 WILDY J 3pt FG from turnover, jump shot missed
11:56				12 FUTRELL A offensive rebound (1)
11:56	0 ROBINSON II A foul shooting (1 - 6)			12 FUTRELL A foul drawn (5)
11:56	Timeout media			
11:56	33 GRAY J substitution out			
11:56	25 MITCHELL M substitution in			
11:56				2 BASS R substitution out
11:56				3 BROWNING II M substitution in
11:56		**53-40**	**13**	12 FUTRELL A free throw 1 - 2 made (7)
11:56		**53-41**	**12**	12 FUTRELL A free throw 2 - 2 made (8)
11:35	1 WARRICK M 3pt FG , jump shot missed			
11:31	11 PIERCE T offensive rebound (3)			
11:31	11 PIERCE T 2pt FG second chance in the paint, tip-in dunk made (2)	**55-41**	**14**	
11:09	11 PIERCE T steal (1)			11 BOUKNIGHT J turnover bad pass (1)
11:05	11 PIERCE T turnover bad pass (2)			
11:05				4 WILDY J substitution out
11:05				5 MCDANIEL J substitution in
10:38				12 FUTRELL A 2pt FG from turnover outside the paint, jump shot missed
10:34	0 ROBINSON II A defensive rebound (6)			
10:32	25 MITCHELL M 2pt FG fast break in the paint, dunk, made (3)	**57-41**	**16**	
10:32	1 WARRICK M assist (1)			
10:16				5 MCDANIEL J 2pt FG in the paint, layup missed
10:13	25 MITCHELL M defensive rebound (4)			
10:11	11 PIERCE T 2pt FG fast break in the paint, dunk, made (4)	**59-41**	**18**	
10:11	0 ROBINSON II A assist (5)			
09:54	23 SHAW A foul shooting (2 - 7)			5 MCDANIEL J foul drawn (1)
09:54		**59-42**	**17**	5 MCDANIEL J free throw 1 - 2 made (5)
09:54				11 BOUKNIGHT J substitution out
09:54				2 BASS R substitution in
09:54		**59-43**	**16**	5 MCDANIEL J free throw 2 - 2 made (6)
09:25	0 ROBINSON II A 2pt FG in the paint, layup missed			
09:21	25 MITCHELL M offensive rebound (5)			
09:18	23 SHAW A 2pt FG second chance in the paint, layup made (7)	**61-43**	**18**	
09:18	23 SHAW A foul drawn (2)			5 MCDANIEL J foul shooting (4 - 5)
09:18	23 SHAW A free throw 1 - 1 made (8)	**62-43**	**19**	
08:58				2 BASS R 3pt FG , jump shot missed
08:56	0 ROBINSON II A defensive rebound (7)			
08:40	0 ROBINSON II A foul drawn (1)			2 BASS R foul shooting (2 - 6)

Official Basketball Play by Play - Second Half

Lindenwood at Missouri

11/27/24 Mizzou Arena, Columbia

2024-25 Men's Basketball

Game Time: 5:31 PM
Game Duration: 2:11
Attendance: 9,298

Officials: Courtney Green, Rob Rorke, Jason Deering

Game Time	Mizzou	Score	Diff	Lind
08:40	0 ROBINSON II A free throw 1 - 2 missed			
08:40	offensive dead ball rebound (3)			
08:40	25 MITCHELL M substitution out			
08:40	4 ALLEN M substitution in			
08:40				2 BASS R substitution out
08:40				12 FUTRELL A substitution out
08:40				15 JOHNSON JR. N substitution in
08:40				34 JACKSON C substitution in
08:40	0 ROBINSON II A free throw 2 - 2 made (5)	**63-43**	**20**	
08:30		**63-45**	**18**	3 BROWNING II M 2pt FG in the paint, layup made (12)
08:10	11 PIERCE T turnover bad pass (3)			3 BROWNING II M steal (4)
08:07	0 ROBINSON II A foul flagrant 1 (2 - 8)			3 BROWNING II M foul drawn (2)
08:07	0 ROBINSON II A substitution out			
08:07	12 PERKINS T substitution in			
08:07		**63-46**	**17**	3 BROWNING II M free throw 1 - 2 made (13)
08:07		**63-47**	**16**	3 BROWNING II M free throw 2 - 2 made (14)
08:02				5 MCDANIEL J turnover out of bounds (3)
07:42	11 PIERCE T 2pt FG from turnover in the paint, dunk, made (6)	**65-47**	**18**	
07:42	4 ALLEN M assist (1)			
07:19		**65-49**	**16**	10 JONES J 2pt FG in the paint, layup made (12)
06:48	1 WARRICK M 3pt FG , jump shot missed			
06:46	4 ALLEN M offensive rebound (3)			
06:45	1 WARRICK M 2pt FG second chance in the paint, layup made (17)	**67-49**	**18**	
06:14				15 JOHNSON JR. N 2pt FG in the paint, jump shot missed
06:11	12 PERKINS T defensive rebound (3)			
06:09	12 PERKINS T foul drawn (4)			15 JOHNSON JR. N foul shooting (2 - 7)
06:09	Timeout media			
06:09	1 WARRICK M substitution out			
06:09	5 BARRETT T substitution in			
06:09				5 MCDANIEL J substitution out
06:09				15 JOHNSON JR. N substitution out
06:09				4 WILDY J substitution in
06:09				12 FUTRELL A substitution in
06:09	12 PERKINS T free throw fast break 1 - 2 made (13)	**68-49**	**19**	
06:09	12 PERKINS T free throw fast break 2 - 2 made (14)	**69-49**	**20**	
05:55	11 PIERCE T steal (2)			3 BROWNING II M turnover bad pass (3)
05:47	11 PIERCE T 2pt FG fast break from turnover in the paint, layup made (8)	**71-49**	**22**	
05:41	5 BARRETT T foul personal (1 - 9)			3 BROWNING II M foul drawn (3)
05:41	12 PERKINS T substitution out			
05:41	1 WARRICK M substitution in			
05:41		**71-50**	**21**	3 BROWNING II M 1&1 free throw 1 made (15)
05:41		**71-51**	**20**	3 BROWNING II M 1&1 free throw 2 made (16)
05:18	4 ALLEN M foul drawn (1)			3 BROWNING II M foul shooting (4 - 8)
05:18	4 ALLEN M free throw 1 - 2 made (1)	**72-51**	**21**	
05:18	4 ALLEN M free throw 2 - 2 made (2)	**73-51**	**22**	
04:58				12 FUTRELL A 3pt FG , jump shot missed
04:55	5 BARRETT T defensive rebound (1)			
04:45	4 ALLEN M 2pt FG in the paint, layup missed			

Official Basketball Play by Play - Second Half

Lindenwood at Missouri

11/27/24 Mizzou Arena, Columbia

2024-25 Men's Basketball

Game Time: 5:31 PM
Game Duration: 2:11
Attendance: 9,298

Officials: Courtney Green, Rob Rorke, Jason Deering

Game Time	Mizzou	Score	Diff	Lind
04:43	4 ALLEN M offensive rebound (4)			
04:40	23 SHAW A turnover bad pass (2)			34 JACKSON C steal (1)
04:35				34 JACKSON C 2pt FG from turnover outside the paint, jump shot missed
04:30				34 JACKSON C offensive rebound (1)
04:29				34 JACKSON C 3pt FG from turnover second chance, jump shot missed
04:25	11 PIERCE T defensive rebound (4)			
04:05	5 BARRETT T 2pt FG in the paint, layup missed			
04:03				10 JONES J defensive rebound (7)
03:56				3 BROWNING II M 3pt FG , jump shot missed
03:53				4 WILDY J offensive rebound (4)
03:48	11 PIERCE T steal (3)			4 WILDY J turnover bad pass (1)
03:46	5 BARRETT T turnover lost ball (1)			
03:45	4 ALLEN M substitution out			
03:45	5 BARRETT T substitution out			
03:45	2 BATES T substitution in			
03:45	12 PERKINS T substitution in			
03:45				4 WILDY J substitution out
03:45				5 MCDANIEL J substitution in
03:34	12 PERKINS T steal (2)			12 FUTRELL A turnover bad pass (3)
03:30	12 PERKINS T 2pt FG fast break from turnover in the paint, dunk, made (16)	**75-51**	**24**	
03:13				12 FUTRELL A 3pt FG , jump shot missed
03:11	2 BATES T defensive rebound (3)			
02:53	2 BATES T 3pt FG , jump shot missed			
02:50				12 FUTRELL A defensive rebound (2)
02:40	23 SHAW A foul shooting (3 - 10)			3 BROWNING II M foul drawn (4)
02:40		**75-52**	**23**	3 BROWNING II M free throw 1 - 2 made (17)
02:40				12 FUTRELL A substitution out
02:40				11 BOUKNIGHT J substitution in
02:40		**75-53**	**22**	3 BROWNING II M free throw 2 - 2 made (18)
02:13	2 BATES T 2pt FG outside the paint, jump shot blocked			
02:13				5 MCDANIEL J block (1)
02:10				11 BOUKNIGHT J defensive rebound (1)
02:08				34 JACKSON C 3pt FG , jump shot missed
02:05				10 JONES J offensive rebound (8)
02:00		**75-56**	**19**	3 BROWNING II M 3pt FG second chance, jump shot made (21)
01:45	12 PERKINS T foul drawn (5)			5 MCDANIEL J foul shooting (5 - 9)
01:45				3 BROWNING II M substitution out
01:45				5 MCDANIEL J substitution out
01:45				13 TOUNKARA A substitution in
01:45				15 JOHNSON JR. N substitution in
01:45	12 PERKINS T free throw 1 - 2 made (17)	**76-56**	**20**	
01:45	12 PERKINS T free throw 2 - 2 made (18)	**77-56**	**21**	
01:45	23 SHAW A substitution out			
01:45	4 ALLEN M substitution in			
01:32				34 JACKSON C 2pt FG in the paint, layup missed
01:30	12 PERKINS T defensive rebound (4)			
01:29	11 PIERCE T foul drawn (1)			15 JOHNSON JR. N foul personal (3 - 10)

Official Basketball Play by Play - Second Half

Lindenwood at Missouri

11/27/24 Mizzou Arena, Columbia

2024-25 Men's Basketball

Game Time: 5:31 PM
Game Duration: 2:11
Attendance: 9,298

Officials: Courtney Green, Rob Rorke, Jason Deering

Game Time	Mizzou	Score	Diff	Lind
01:29	11 PIERCE T free throw 1 - 2 made (9)	**78-56**	**22**	
01:29	11 PIERCE T free throw 2 - 2 made (10)	**79-56**	**23**	
01:07	2 BATES T foul shooting (1 - 11)			10 JONES J foul drawn (3)
01:07		**79-57**	**22**	10 JONES J free throw 1 - 2 made (13)
01:07		**79-58**	**21**	10 JONES J free throw 2 - 2 made (14)
01:07				10 JONES J substitution out
01:07				21 NOKES A substitution in
00:46	11 PIERCE T foul drawn (2)			21 NOKES A foul personal (1 - 11)
00:46	11 PIERCE T free throw 1 - 2 made (11)	**80-58**	**22**	
00:46	12 PERKINS T substitution out			
00:46	23 SHAW A substitution in			
00:46	11 PIERCE T free throw 2 - 2 made (12)	**81-58**	**23**	
00:26		**81-61**	**20**	15 JOHNSON JR. N 3pt FG , jump shot made (3)
00:26				34 JACKSON C assist (1)
END OF GAME				
Mizzou 81-61 Lind				

Official Basketball Box Score - Second Half

Lindenwood at Missouri

11/27/24 Mizzou Arena, Columbia

2024-25 Men's Basketball

Game Time: 5:31 PM
Game Duration: 2:11
Attendance: 9,298

Officials: Courtney Green, Rob Rorke, Jason Deering

Lindenwood - 34

NO.	Name		Min	FG M-A	3P M-A	FT M-A	Rebounds OR	DR	TOT	Fouls PF	FD	TP	AS	TO	ST	Blocks BS	BA	+/-
5	Jaylon McDaniel	F	09:26	1-2	0-0	2-2	0	0	0	3	1	4	0	2	1	1	0	-3
2	Reggie Bass	G	07:46	0-1	0-1	0-0	0	0	0	1	1	0	1	0	1	0	0	-7
3	Markeith Browning II	G	15:27	2-5	1-2	6-6	1	1	2	2	3	11	1	2	1	0	1	-8
10	Jadis Jones	G	18:53	3-5	0-0	2-2	1	2	3	1	2	8	0	0	0	0	1	-11
12	Anias Futrell	G	14:49	1-7	0-3	4-5	1	1	2	0	4	6	0	1	1	0	1	-14
34	Clayton Jackson		11:58	1-5	0-2	0-0	1	0	1	0	0	2	1	0	1	0	0	0
4	Jordan Wildy		08:49	0-1	0-1	0-0	1	0	1	1	0	0	0	1	0	0	0	-6
11	Jalen Bouknight		05:44	0-0	0-0	0-0	0	1	1	0	0	0	0	1	0	0	0	-1
15	Nathan Johnson Jr.		04:16	1-2	1-1	0-0	0	0	0	2	0	3	0	0	0	0	0	0
13	Aly Tounkara		01:45	0-0	0-0	0-0	0	0	0	0	0	0	0	0	0	0	0	-1
21	Alex Nokes		01:07	0-0	0-0	0-0	0	0	0	1	0	0	0	0	0	0	0	1
Team							0	1	1			0		0				
Totals				9-28	2-10	14-15	5	6	11	11	11	34	3	7	5	1	3	-10

Shooting By Period			
2nd	FG%	9-28	32.1%
	3PT%	2-10	20.0%
	FT%	14-15	93.3%
GM	FG%	9-28	32.1%
	3PT%	2-10	20.0%
	FT%	14-15	93.3%

Dead Ball Rebounds: 1, 0

Technical Fouls::NONE

Missouri - 44

NO.	Name		Min	FG M-A	3P M-A	FT M-A	Rebounds OR	DR	TOT	Fouls PF	FD	TP	AS	TO	ST	Blocks BS	BA	+/-
25	Mark Mitchell	F	04:41	1-1	0-0	0-0	1	2	3	0	0	2	0	0	0	0	0	5
33	Josh Gray	C	08:04	0-0	0-0	0-0	2	2	4	3	2	0	1	0	0	1	0	4
0	Anthony Robinson II	G	07:21	1-2	0-0	1-2	0	2	2	2	1	3	2	1	0	0	0	7
2	Tamar Bates	G	06:02	0-2	0-1	0-0	0	1	1	1	0	0	0	0	1	0	1	1
6	Annor Boateng	G	00:00	0-0	0-0	0-0	0	0	0	0	0	0	0	0	0	0	0	0
11	Trent Pierce		15:02	4-6	0-2	4-4	1	1	2	1	2	12	0	3	3	0	0	5
12	Tony Perkins		09:57	1-1	0-0	5-6	0	2	2	0	3	7	1	2	1	0	0	5
35	Jacob Crews		02:41	1-2	0-1	0-0	0	1	1	1	0	2	0	0	0	0	0	2
23	Aidan Shaw		17:36	2-3	0-1	1-1	1	1	2	2	1	5	0	2	0	2	0	9
4	Marcus Allen		06:40	0-1	0-0	2-2	2	0	2	0	1	2	1	0	0	0	0	2
5	T.O. Barrett		02:24	0-1	0-0	0-0	0	1	1	1	0	0	0	1	0	0	0	4
1	Marques Warrick		19:32	4-7	1-4	2-2	0	1	1	0	1	11	1	0	0	0	0	6
Team							0	0	0			0		0				
Totals				14-26	1-9	15-17	7	14	21	11	11	44	6	9	5	3	1	10

Shooting By Period			
2nd	FG%	14-26	53.8%
	3PT%	1-9	11.1%
	FT%	15-17	88.2%
GM	FG%	14-26	53.8%
	3PT%	1-9	11.1%
	FT%	15-17	88.2%

Dead Ball Rebounds: 1, 0

Technical Fouls::NONE

	Lind	Mizzou
Biggest lead	0 (1st 20:00)	24 (2nd 3:30)
Best Scoring Run	5(2nd 2:00)	6(2nd 10:11)
Lead Changes	0	
Times Tied	0	
Time with Lead	00:00	19:38

Points from	Lind	Mizzou
Turnovers	8	7
Paint	12	26
Second Chance	7	6
Fast Breaks	0	10
Bench	5	39

Period by Period Scoring	1st	2nd	TOT
Lind	27	34	61
Mizzou	37	44	81

LIVESTATS BY GENIUS SPORTS

Official Basketball Shot Areas - Final

Lindenwood at Missouri

11/27/24 Mizzou Arena, Columbia

2024-25 Men's Basketball

Game Time: 5:31 PM
Game Duration: 2:11
Attendance: 9,298

Officials: Courtney Green, Rob Rorke, Jason Deering

{ Players => 0, 1, 2, 4, 5, 6, 7, 10, 11, 12, 15, 17, 21, 23, 25, 31, 33, 35; } FG Types => All; Results => All;

Missouri

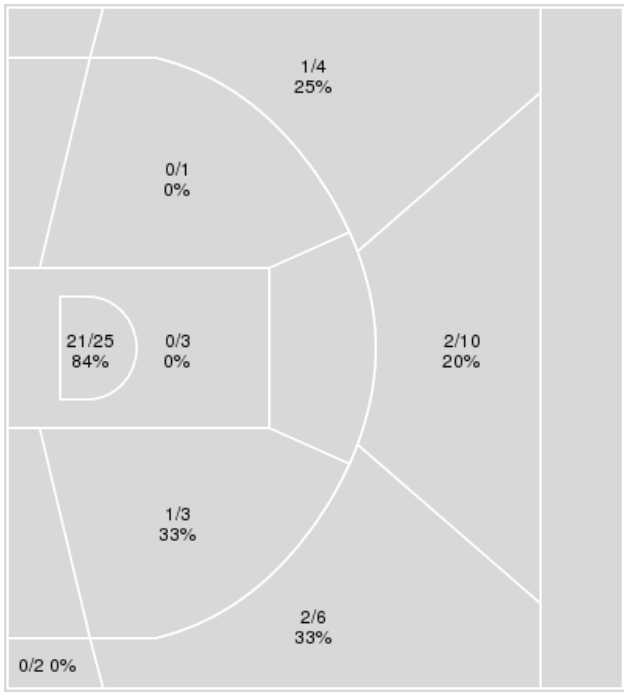

Missouri	M/A	%
Field Goals	27/54	50
2 Points	22/32	69
3 Points	5/22	23
Free Throws	22/29	76

{ Players => All; } FG Types => All; Results => All;

Lindenwood

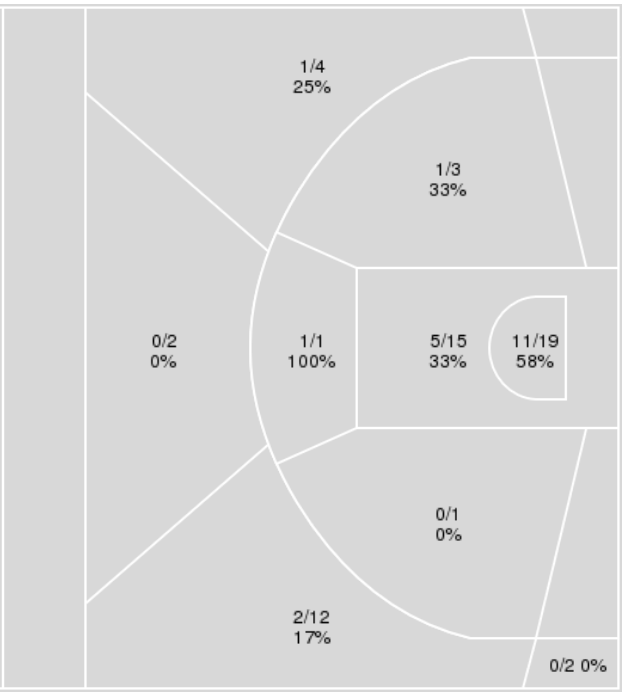

Lindenwood	M/A	%
Field Goals	21/59	36
2 Points	18/39	46
3 Points	3/20	15
Free Throws	16/21	76

Official Basketball Player Plus/Minus Summary - Final

Lindenwood at Missouri

11/27/24 Mizzou Arena, Columbia

2024-25 Men's Basketball

Game Time: 5:31 PM
Game Duration: 2:11
Attendance: 9,298

Officials: Courtney Green, Rob Rorke, Jason Deering

Lindenwood

No	Name	Mins		Score		Points Diff		Points per Min		Assists		Rebounds		Steals		Turnovers	
		On	Off	On	Off	On	Off	On	Off	On	Off	On	Off	On	Off	On	Off
2	Reggie Bass	25:45	14:15	33 - 48	28 - 33	-15	-5	1.28	1.96	5	1	16	9	10	3	5	7
3	Markeith Browning II	32:57	07:03	48 - 69	13 - 12	-21	1	1.46	1.84	3	3	23	2	11	2	11	1
4	Jordan Wildy	19:04	20:56	24 - 29	37 - 52	-5	-15	1.26	1.77	3	3	18	7	6	7	6	6
5	Jaylon McDaniel	16:09	23:51	28 - 35	33 - 46	-7	-13	1.73	1.38	1	5	7	18	6	7	6	6
10	Jadis Jones	34:25	05:35	51 - 67	10 - 14	-16	-4	1.48	1.79	3	3	25	0	11	2	11	1
11	Jalen Bouknight	05:44	34:16	13 - 14	48 - 67	-1	-19	2.27	1.40	1	5	3	22	0	13	1	11
12	Anias Futrell	24:10	15:50	30 - 44	31 - 37	-14	-6	1.24	1.96	3	3	14	11	8	5	10	2
13	Aly Tounkara	04:47	35:13	9 - 17	52 - 64	-8	-12	1.88	1.48	2	4	0	25	1	12	0	12
15	Nathan Johnson Jr.	11:19	28:41	18 - 24	43 - 57	-6	-14	1.59	1.50	3	3	3	22	4	9	2	10
21	Alex Nokes	01:07	38:53	3 - 2	58 - 79	1	-21	2.69	1.49	1	5	0	25	0	13	0	12
34	Clayton Jackson	24:33	15:27	48 - 56	13 - 25	-8	-12	1.96	0.84	5	1	16	9	8	5	8	4

Missouri

No	Name	Mins		Score		Points Diff		Points per Min		Assists		Rebounds		Steals		Turnovers	
		On	Off	On	Off	On	Off	On	Off	On	Off	On	Off	On	Off	On	Off
0	Anthony Robinson II	20:58	19:02	49 - 28	32 - 33	21	-1	2.34	1.68	9	2	24	22	3	4	12	8
1	Marques Warrick	27:04	12:56	52 - 42	29 - 19	10	10	1.92	2.24	8	3	32	14	4	3	12	8
2	Tamar Bates	15:45	24:15	37 - 27	44 - 34	10	10	2.35	1.81	3	8	16	30	3	4	7	13
4	Marcus Allen	12:46	27:14	19 - 19	62 - 42	0	20	1.49	2.28	1	10	15	31	2	5	7	13
5	T.O. Barrett	02:24	37:36	6 - 2	75 - 59	4	16	2.50	1.99	0	11	3	43	2	5	2	18
6	Annor Boateng	02:32	37:28	1 - 2	80 - 59	-1	21	0.39	2.14	0	11	2	44	0	7	2	18
11	Trent Pierce	18:30	21:30	35 - 28	46 - 33	7	13	1.89	2.14	4	7	21	25	4	3	9	11
12	Tony Perkins	23:15	16:45	46 - 38	35 - 23	8	12	1.98	2.09	5	6	27	19	4	3	10	10
21	Peyton Marshall	02:44	37:16	4 - 2	77 - 59	2	18	1.46	2.07	0	11	4	42	0	7	2	18
23	Aidan Shaw	22:46	17:14	51 - 34	30 - 27	17	3	2.24	1.74	8	3	26	20	5	2	9	11
25	Mark Mitchell	16:47	23:13	32 - 27	49 - 34	5	15	1.91	2.11	5	6	20	26	3	4	10	10
31	Caleb Grill	07:12	32:48	18 - 15	63 - 46	3	17	2.50	1.92	3	8	8	38	2	5	4	16
33	Josh Gray	17:48	22:12	37 - 29	44 - 32	8	12	2.08	1.98	6	5	19	27	3	4	11	9
35	Jacob Crews	09:29	30:31	18 - 12	63 - 49	6	14	1.90	2.06	3	8	13	33	0	7	3	17

Official Basketball Shot Chart - Final

Lindenwood at Missouri

11/27/24 Mizzou Arena, Columbia

2024-25 Men's Basketball

Game Time: 5:31 PM
Game Duration: 2:11
Attendance: 9,298

Officials: Courtney Green, Rob Rorke, Jason Deering

Players => AllFG Types=>AllResults=>All

Lindenwood

All Field Goals

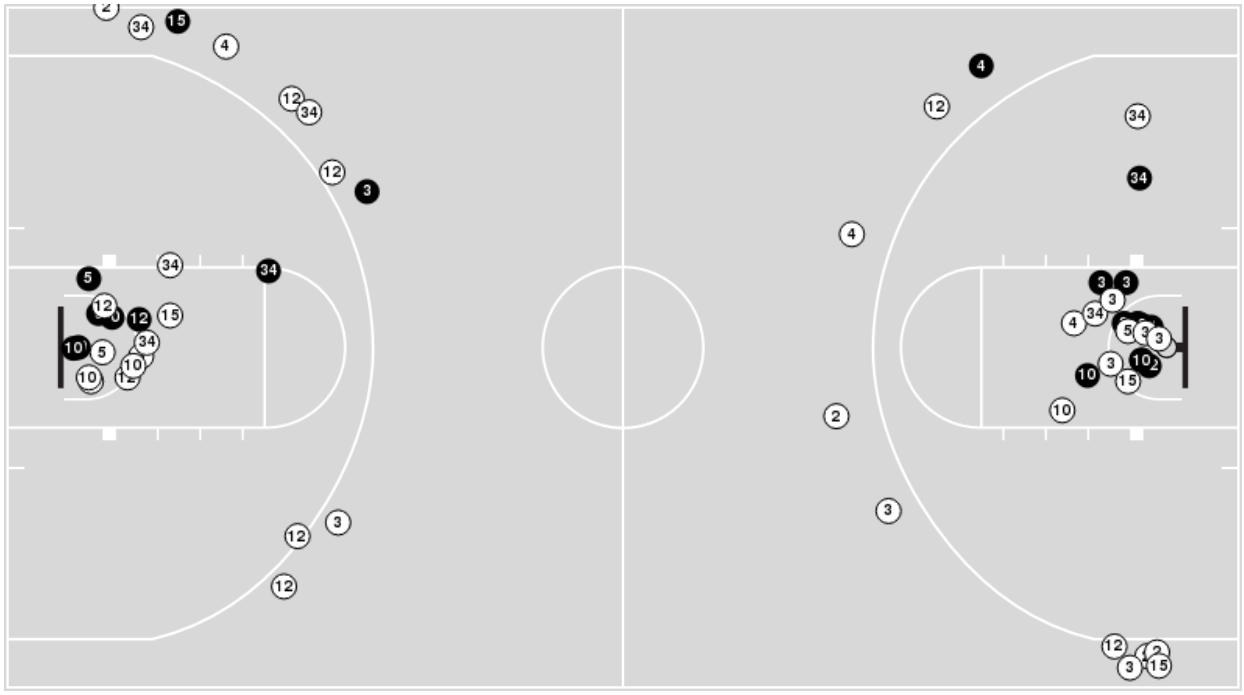

Blow Up Chart

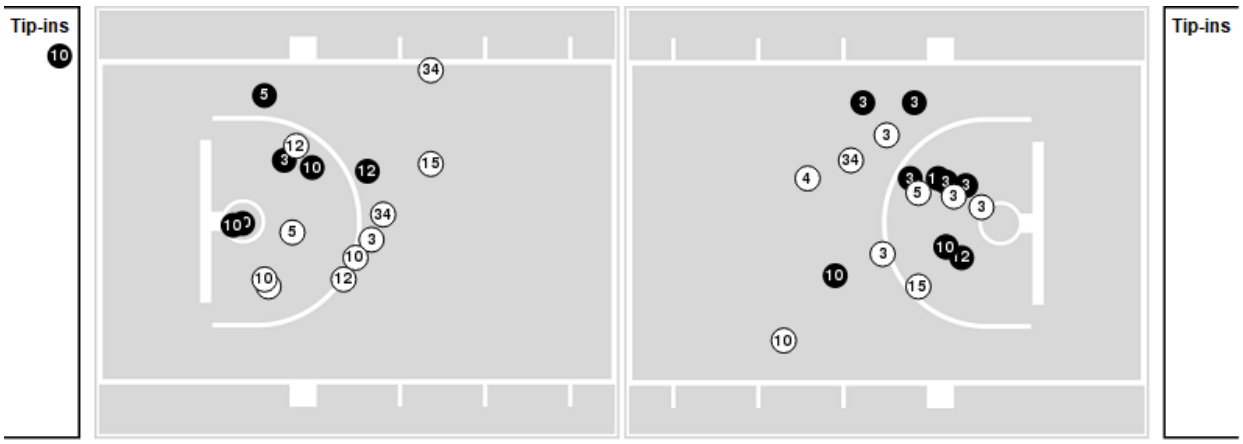

(N) Made (N) Missed N - Player Number

Lindenwood	M/A	%
Field Goals	21/59	36
2 Points	18/39	46
3 Points	3/20	15
Free Throws	16/21	76

Lindenwood	M/A	%
Points in the Paint	32 (16 / 34)	47
Fast Break Points	8 (4/4)	100
Second Chance Points	11 (6/9)	67
Effective FG%	38	

Official Basketball Shot Chart - Final

Lindenwood at Missouri

11/27/24 Mizzou Arena, Columbia

2024-25 Men's Basketball

Game Time: 5:31 PM
Game Duration: 2:11
Attendance: 9,298

Officials: Courtney Green, Rob Rorke, Jason Deering

Players => 0, 1, 2, 4, 5, 6, 7, 10, 11, 12, 15, 17, 21, 23, 25, 31, 33, 35FG Types=>AllResults=>All

Missouri

All Field Goals

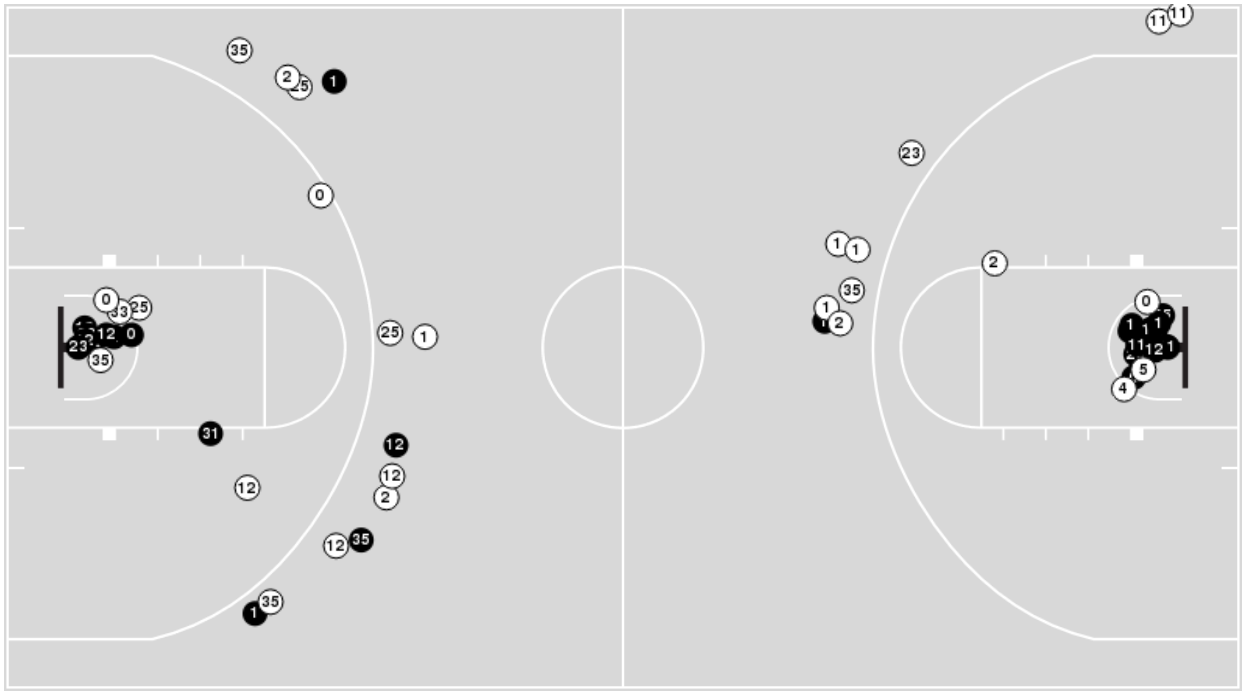

Blow Up Chart

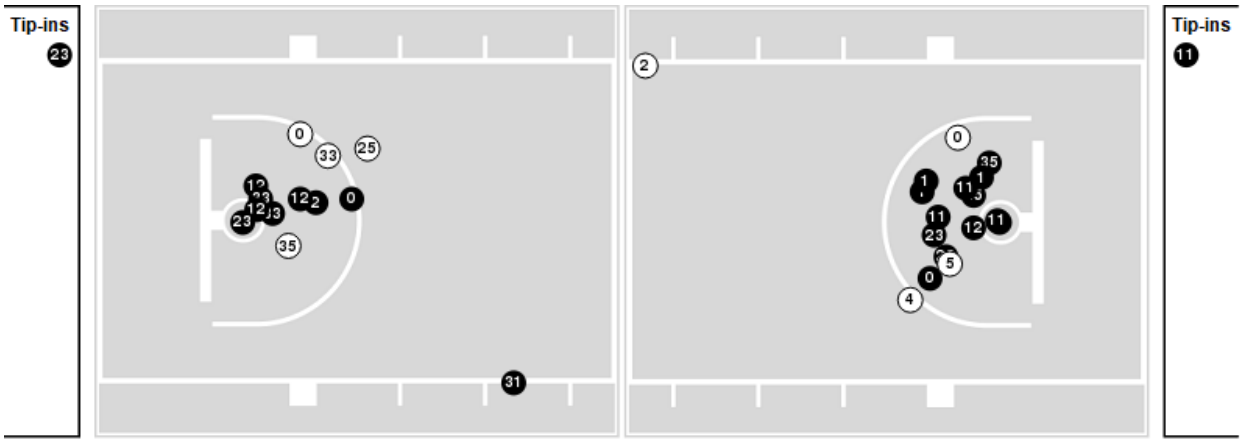

Made Missed N - Player Number

Missouri	M/A	%
Field Goals	27/54	50
2 Points	22/32	69
3 Points	5/22	23
Free Throws	22/29	76

Missouri	M/A	%
Points in the Paint	42 (21 / 28)	75
Fast Break Points	14 (9/9)	100
Second Chance Points	18 (9/14)	64
Effective FG%	55	

Official Basketball Rotations Summary - Final

Lindenwood at Missouri

11/27/24 Mizzou Arena, Columbia

2024-25 Men's Basketball

Game Time: 5:31 PM
Game Duration: 2:11
Attendance: 9,298

Officials: Courtney Green, Rob Rorke, Jason Deering

Lindenwood

Lineup	Quarter On	Time On	Quarter Off	Time Off	Time on Court	Score	Score Diff	Reb	Stl	Tov	Ass	PPP
2- Bass R/ 3- Browning II M/ 5- McDaniel J/ 10- Jones J/ 12- Futrell A/	1	20:00	1	17:28	02:32	2-1	1	1	1	2	0	0.5000
2- Bass R/ 3- Browning II M/ 4- Wildy J/ 10- Jones J/ 12- Futrell A/	1	17:28	1	17:00	00:28	2-2	0	0	0	0	0	2.2727
3- Browning II M/ 4- Wildy J/ 10- Jones J/ 12- Futrell A/ 34- Jackson C/	1	17:00	1	15:53	01:07	2-4	-2	1	0	0	0	1.0000
2- Bass R/ 4- Wildy J/ 12- Futrell A/ 15- Johnson Jr. N/ 34- Jackson C/	1	15:53	1	15:04	00:49	3-0	3	0	1	1	1	1.5000
2- Bass R/ 3- Browning II M/ 4- Wildy J/ 15- Johnson Jr. N/ 34- Jackson C/	1	15:04	1	14:27	00:37	0-1	-1	0	0	0	0	0.0000
2- Bass R/ 3- Browning II M/ 5- McDaniel J/ 10- Jones J/ 34- Jackson C/	1	14:27	1	10:16	04:11	8-13	-5	3	2	1	1	1.0000
2- Bass R/ 4- Wildy J/ 10- Jones J/ 12- Futrell A/ 15- Johnson Jr. N/	1	10:16	1	09:35	00:41	0-0	0	0	1	0	0	0.0000
2- Bass R/ 3- Browning II M/ 4- Wildy J/ 10- Jones J/ 12- Futrell A/	1	09:35	1	06:59	02:36	2-4	-2	2	1	0	0	0.4505
3- Browning II M/ 4- Wildy J/ 10- Jones J/ 12- Futrell A/ 34- Jackson C/	1	06:59	1	06:05	00:54	0-0	0	1	0	1	0	0.0000
2- Bass R/ 3- Browning II M/ 4- Wildy J/ 10- Jones J/ 34- Jackson C/	1	06:05	1	05:10	00:55	4-0	4	3	1	0	0	1.3333
2- Bass R/ 4- Wildy J/ 10- Jones J/ 15- Johnson Jr. N/ 34- Jackson C/	1	05:10	1	04:10	01:00	0-0	0	1	0	0	0	0.0000
2- Bass R/ 3- Browning II M/ 13- Tounkara A/ 15- Johnson Jr. N/ 34- Jackson C/	1	04:10	1	01:08	03:02	4-11	-7	0	1	0	1	1.0000
2- Bass R/ 3- Browning II M/ 4- Wildy J/ 10- Jones J/ 12- Futrell A/	1	01:08	1	00:54	00:13	0-0	0	0	0	0	0	0.0000
2- Bass R/ 3- Browning II M/ 4- Wildy J/ 10- Jones J/ 15- Johnson Jr. N/	1	00:54	2	20:00	00:54	0-1	-1	2	0	0	0	0.0000
2- Bass R/ 3- Browning II M/ 5- McDaniel J/ 10- Jones J/ 12- Futrell A/	2	20:00	2	18:27	01:33	0-4	-4	0	1	1	0	0.0000
3- Browning II M/ 5- McDaniel J/ 10- Jones J/ 12- Futrell A/ 34- Jackson C/	2	18:27	2	17:30	00:57	5-3	2	0	1	0	0	2.0492
3- Browning II M/ 4- Wildy J/ 10- Jones J/ 12- Futrell A/ 34- Jackson C/	2	17:30	2	16:55	00:35	0-1	-1	1	0	1	0	0.0000
2- Bass R/ 3- Browning II M/ 4- Wildy J/ 10- Jones J/ 12- Futrell A/	2	16:55	2	14:44	02:11	2-2	0	3	1	0	1	0.6667
2- Bass R/ 4- Wildy J/ 10- Jones J/ 12- Futrell A/ 34- Jackson C/	2	14:44	2	12:58	01:46	4-4	0	0	0	0	1	1.1628
2- Bass R/ 4- Wildy J/ 10- Jones J/ 11- Bouknight J/ 12- Futrell A/	2	12:58	2	11:56	01:02	1-2	-1	1	0	0	0	0.6944
3- Browning II M/ 4- Wildy J/ 10- Jones J/ 11- Bouknight J/ 12- Futrell A/	2	11:56	2	11:05	00:51	2-2	0	0	0	1	0	1.0638
3- Browning II M/ 5- McDaniel J/ 10- Jones J/ 11- Bouknight J/ 12- Futrell A/	2	11:05	2	09:54	01:11	1-4	-3	0	0	0	0	0.4098
2- Bass R/ 3- Browning II M/ 5- McDaniel J/ 10- Jones J/ 12- Futrell A/	2	09:54	2	08:40	01:14	1-3	-2	0	0	0	0	0.6944
3- Browning II M/ 5- McDaniel J/ 10- Jones J/ 15- Johnson Jr. N/ 34- Jackson C/	2	08:40	2	06:09	02:31	6-5	1	0	1	1	0	1.2295
3- Browning II M/ 4- Wildy J/ 10- Jones J/ 12- Futrell A/ 34- Jackson C/	2	06:09	2	03:45	02:24	2-6	-4	3	1	2	0	0.4098
3- Browning II M/ 5- McDaniel J/ 10- Jones J/ 12- Futrell A/ 34- Jackson C/	2	03:45	2	02:40	01:05	1-2	-1	1	0	1	0	0.4098
3- Browning II M/ 5- McDaniel J/ 10- Jones J/ 11- Bouknight J/ 34- Jackson C/	2	02:40	2	01:45	00:55	4-0	4	2	0	0	0	2.7778
10- Jones J/ 11- Bouknight J/ 13- Tounkara A/ 15- Johnson Jr. N/ 34- Jackson C/	2	01:45	2	01:07	00:38	2-4	-2	0	0	0	0	1.0638
11- Bouknight J/ 13- Tounkara A/ 15- Johnson Jr. N/ 21- Nokes A/ 34- Jackson C/	2	01:07	2	00:00	01:07	3-2	1	0	0	0	1	3.0000

Official Basketball Rotations Summary - Final

Lindenwood at Missouri

11/27/24 Mizzou Arena, Columbia

2024-25 Men's Basketball

Game Time: 5:31 PM
Game Duration: 2:11
Attendance: 9,298

Officials: Courtney Green, Rob Rorke, Jason Deering

Missouri

Lineup	Quarter On	Time On	Quarter Off	Time Off	Time on Court	Score	Score Diff	Reb	Stl	Tov	Ass	PPP
0- Robinson II A/ 2- Bates T/ 6- Boateng A/ 25- Mitchell M/ 33- Gray J/	1	20:00	1	17:28	02:32	1-2	-1	2	0	2	0	0.2577
2- Bates T/ 12- Perkins T/ 25- Mitchell M/ 31- Grill C/ 33- Gray J/	1	17:28	1	14:27	03:01	7-7	0	4	1	2	0	1.0355
0- Robinson II A/ 12- Perkins T/ 25- Mitchell M/ 31- Grill C/ 33- Gray J/	1	14:27	1	10:16	04:11	11-8	3	4	1	2	3	1.4785
0- Robinson II A/ 2- Bates T/ 12- Perkins T/ 25- Mitchell M/ 33- Gray J/	1	10:16	1	10:16	00:00	2-0	2	0	0	0	0	2.2727
0- Robinson II A/ 4- Allen M/ 11- Pierce T/ 12- Perkins T/ 21- Marshall P/	1	10:16	1	07:32	02:44	4-2	2	4	0	2	0	0.8000
1- Warrick M/ 4- Allen M/ 11- Pierce T/ 12- Perkins T/ 25- Mitchell M/	1	07:32	1	06:48	00:44	0-0	0	1	0	1	0	0.0000
1- Warrick M/ 4- Allen M/ 12- Perkins T/ 25- Mitchell M/ 35- Crews J/	1	06:48	1	05:10	01:38	0-4	-4	2	0	1	0	0.0000
1- Warrick M/ 4- Allen M/ 12- Perkins T/ 23- Shaw A/ 35- Crews J/	1	05:10	1	04:10	01:00	0-0	0	2	0	0	0	0.0000
1- Warrick M/ 2- Bates T/ 12- Perkins T/ 23- Shaw A/ 35- Crews J/	1	04:10	1	04:10	00:00	0-0	0	0	0	0	0	0.0000
0- Robinson II A/ 1- Warrick M/ 2- Bates T/ 23- Shaw A/ 35- Crews J/	1	04:10	2	20:00	04:10	12-4	8	6	0	1	2	1.7442
0- Robinson II A/ 1- Warrick M/ 2- Bates T/ 23- Shaw A/ 33- Gray J/	2	20:00	2	17:43	02:17	7-4	3	2	1	2	1	1.4000
0- Robinson II A/ 1- Warrick M/ 11- Pierce T/ 23- Shaw A/ 33- Gray J/	2	17:43	2	17:30	00:13	0-1	-1	0	0	0	0	0.0000
1- Warrick M/ 11- Pierce T/ 12- Perkins T/ 23- Shaw A/ 33- Gray J/	2	17:30	2	15:39	01:51	1-2	-1	3	0	1	0	0.3472
1- Warrick M/ 12- Perkins T/ 25- Mitchell M/ 33- Gray J/ 35- Crews J/	2	15:39	2	14:14	01:25	2-2	0	2	0	1	0	0.6944
1- Warrick M/ 12- Perkins T/ 23- Shaw A/ 33- Gray J/ 35- Crews J/	2	14:14	2	12:58	01:16	4-2	2	1	0	0	1	2.0000
0- Robinson II A/ 1- Warrick M/ 11- Pierce T/ 23- Shaw A/ 33- Gray J/	2	12:58	2	11:56	01:02	2-1	1	1	0	1	1	1.0000
0- Robinson II A/ 1- Warrick M/ 11- Pierce T/ 23- Shaw A/ 25- Mitchell M/	2	11:56	2	08:40	03:16	9-4	5	5	1	1	2	1.5306
0- Robinson II A/ 1- Warrick M/ 4- Allen M/ 11- Pierce T/ 23- Shaw A/	2	08:40	2	08:07	00:33	1-2	-1	0	0	1	0	0.6944
1- Warrick M/ 4- Allen M/ 11- Pierce T/ 12- Perkins T/ 23- Shaw A/	2	08:07	2	06:09	01:58	4-4	0	2	0	0	1	2.0000
4- Allen M/ 5- Barrett T/ 11- Pierce T/ 12- Perkins T/ 23- Shaw A/	2	06:09	2	05:41	00:28	4-0	4	0	1	0	0	2.1277
1- Warrick M/ 4- Allen M/ 5- Barrett T/ 11- Pierce T/ 23- Shaw A/	2	05:41	2	03:45	01:56	2-2	0	3	1	2	0	0.5155
1- Warrick M/ 2- Bates T/ 11- Pierce T/ 12- Perkins T/ 23- Shaw A/	2	03:45	2	01:45	02:00	4-5	-1	1	1	0	0	1.0309
1- Warrick M/ 2- Bates T/ 4- Allen M/ 11- Pierce T/ 12- Perkins T/	2	01:45	2	00:46	00:58	3-2	1	1	0	0	0	2.2727
1- Warrick M/ 2- Bates T/ 4- Allen M/ 11- Pierce T/ 23- Shaw A/	2	00:46	2	00:00	00:46	1-3	-2	0	0	0	0	2.2727

Official Basketball Line Up Analysis - Final

Lindenwood at Missouri

11/27/24 Mizzou Arena, Columbia

2024-25 Men's Basketball

Game Time: 5:31 PM
Game Duration: 2:11
Attendance: 9,298

Officials: Courtney Green, Rob Rorke, Jason Deering

Lindenwood

Lineup	Time	Score	Score Diff	Pts/Min	Reb	Stl	Tov	Ass	PPP
2- Bass R/ 3- Browning II M/ 4- Wildy J/ 10- Jones J/ 12- Futrell A/	05:28	6-8	-2	1.0946	5	2	0	1	0.6849
2- Bass R/ 3- Browning II M/ 5- McDaniel J/ 10- Jones J/ 12- Futrell A/	05:19	3-8	-5	0.5643	1	2	3	0	0.3555
3- Browning II M/ 4- Wildy J/ 10- Jones J/ 12- Futrell A/ 34- Jackson C/	05:00	4-11	-7	0.8000	6	1	4	0	0.4049
2- Bass R/ 3- Browning II M/ 5- McDaniel J/ 10- Jones J/ 34- Jackson C/	04:11	8-13	-5	1.9124	3	2	1	1	1.0000
2- Bass R/ 3- Browning II M/ 13- Tounkara A/ 15- Johnson Jr. N/ 34- Jackson C/	03:02	4-11	-7	1.3187	0	1	0	1	1.0000
3- Browning II M/ 5- McDaniel J/ 10- Jones J/ 15- Johnson Jr. N/ 34- Jackson C/	02:31	6-5	1	2.3841	0	1	1	0	1.2295
3- Browning II M/ 5- McDaniel J/ 10- Jones J/ 12- Futrell A/ 34- Jackson C/	02:02	6-5	1	2.9508	1	1	1	0	1.2295
2- Bass R/ 4- Wildy J/ 10- Jones J/ 12- Futrell A/ 34- Jackson C/	01:46	4-4	0	2.2642	0	0	0	1	1.1628
3- Browning II M/ 5- McDaniel J/ 10- Jones J/ 11- Bouknight J/ 12- Futrell A/	01:11	1-4	-3	0.8451	0	0	0	0	0.4098
11- Bouknight J/ 13- Tounkara A/ 15- Johnson Jr. N/ 21- Nokes A/ 34- Jackson C/	01:07	3-2	1	2.6866	0	0	0	1	3.0000
2- Bass R/ 4- Wildy J/ 10- Jones J/ 11- Bouknight J/ 12- Futrell A/	01:02	1-2	-1	0.9677	1	0	0	0	0.6944
2- Bass R/ 4- Wildy J/ 10- Jones J/ 15- Johnson Jr. N/ 34- Jackson C/	01:00	0-0	0	0.0000	1	0	0	0	0.0000
2- Bass R/ 3- Browning II M/ 4- Wildy J/ 10- Jones J/ 34- Jackson C/	00:55	4-0	4	4.3636	3	1	0	0	1.3333
3- Browning II M/ 5- McDaniel J/ 10- Jones J/ 11- Bouknight J/ 34- Jackson C/	00:55	4-0	4	4.3636	2	0	0	0	2.7778
2- Bass R/ 3- Browning II M/ 4- Wildy J/ 10- Jones J/ 15- Johnson Jr. N/	00:54	0-1	-1	0.0000	2	0	0	0	0.0000
3- Browning II M/ 4- Wildy J/ 10- Jones J/ 11- Bouknight J/ 12- Futrell A/	00:51	2-2	0	2.3529	0	0	1	0	1.0638
2- Bass R/ 4- Wildy J/ 12- Futrell A/ 15- Johnson Jr. N/ 34- Jackson C/	00:49	3-0	3	3.6735	0	1	1	1	1.5000
2- Bass R/ 4- Wildy J/ 10- Jones J/ 12- Futrell A/ 15- Johnson Jr. N/	00:41	0-0	0	0.0000	0	1	0	0	0.0000
10- Jones J/ 11- Bouknight J/ 13- Tounkara A/ 15- Johnson Jr. N/ 34- Jackson C/	00:38	2-4	-2	3.1579	0	0	0	0	1.0638
2- Bass R/ 3- Browning II M/ 4- Wildy J/ 15- Johnson Jr. N/ 34- Jackson C/	00:37	0-1	-1	0.0000	0	0	0	0	0.0000

Official Basketball Line Up Analysis - Final

Lindenwood at Missouri

11/27/24 Mizzou Arena, Columbia

2024-25 Men's Basketball

Game Time: 5:31 PM
Game Duration: 2:11
Attendance: 9,298

Officials: Courtney Green, Rob Rorke, Jason Deering

Missouri

Lineup	Time	Score	Score Diff	Pts/Min	Reb	Stl	Tov	Ass	PPP
0- Robinson II A/ 12- Perkins T/ 25- Mitchell M/ 31- Grill C/ 33- Gray J/	04:11	11-8	3	2.6295	4	1	2	3	1.4785
0- Robinson II A/ 1- Warrick M/ 2- Bates T/ 23- Shaw A/ 35- Crews J/	04:10	12-4	8	2.8800	6	0	1	2	1.7442
0- Robinson II A/ 1- Warrick M/ 11- Pierce T/ 23- Shaw A/ 25- Mitchell M/	03:16	9-4	5	2.7551	5	1	1	2	1.5306
2- Bates T/ 12- Perkins T/ 25- Mitchell M/ 31- Grill C/ 33- Gray J/	03:01	7-7	0	2.3204	4	1	2	0	1.0355
0- Robinson II A/ 4- Allen M/ 11- Pierce T/ 12- Perkins T/ 21- Marshall P/	02:44	4-2	2	1.4634	4	0	2	0	0.8000
0- Robinson II A/ 2- Bates T/ 6- Boateng A/ 25- Mitchell M/ 33- Gray J/	02:32	1-2	-1	0.3947	2	0	2	0	0.2577
0- Robinson II A/ 1- Warrick M/ 2- Bates T/ 23- Shaw A/ 33- Gray J/	02:17	7-4	3	3.0657	2	1	2	1	1.4000
1- Warrick M/ 2- Bates T/ 11- Pierce T/ 12- Perkins T/ 23- Shaw A/	02:00	4-5	-1	2.0000	1	1	0	0	1.0309
1- Warrick M/ 4- Allen M/ 11- Pierce T/ 12- Perkins T/ 23- Shaw A/	01:58	4-4	0	2.0339	2	0	0	1	2.0000
1- Warrick M/ 4- Allen M/ 5- Barrett T/ 11- Pierce T/ 23- Shaw A/	01:56	2-2	0	1.0345	3	1	2	0	0.5155
1- Warrick M/ 11- Pierce T/ 12- Perkins T/ 23- Shaw A/ 33- Gray J/	01:51	1-2	-1	0.5405	3	0	1	0	0.3472
1- Warrick M/ 4- Allen M/ 12- Perkins T/ 25- Mitchell M/ 35- Crews J/	01:38	0-4	-4	0.0000	2	0	1	0	0.0000
1- Warrick M/ 12- Perkins T/ 25- Mitchell M/ 33- Gray J/ 35- Crews J/	01:25	2-2	0	1.4118	2	0	1	0	0.6944
1- Warrick M/ 12- Perkins T/ 23- Shaw A/ 33- Gray J/ 35- Crews J/	01:16	4-2	2	3.1579	1	0	0	1	2.0000
0- Robinson II A/ 1- Warrick M/ 11- Pierce T/ 23- Shaw A/ 33- Gray J/	01:15	2-2	0	1.6000	1	0	1	1	1.0000
1- Warrick M/ 4- Allen M/ 12- Perkins T/ 23- Shaw A/ 35- Crews J/	01:00	0-0	0	0.0000	2	0	0	0	0.0000
1- Warrick M/ 2- Bates T/ 4- Allen M/ 11- Pierce T/ 12- Perkins T/	00:58	3-2	1	3.0717	1	0	0	0	2.2727
1- Warrick M/ 2- Bates T/ 4- Allen M/ 11- Pierce T/ 23- Shaw A/	00:46	1-3	-2	1.2931	0	0	0	0	2.2727
1- Warrick M/ 4- Allen M/ 11- Pierce T/ 12- Perkins T/ 25- Mitchell M/	00:44	0-0	0	0.0000	1	0	1	0	0.0000
0- Robinson II A/ 1- Warrick M/ 4- Allen M/ 11- Pierce T/ 23- Shaw A/	00:33	1-2	-1	1.8182	0	0	1	0	0.6944
4- Allen M/ 5- Barrett T/ 11- Pierce T/ 12- Perkins T/ 23- Shaw A/	00:28	4-0	4	8.5714	0	1	0	0	2.1277
0- Robinson II A/ 2- Bates T/ 12- Perkins T/ 25- Mitchell M/ 33- Gray J/	00:00	2-0	2	∞	0	0	0	0	2.2727
1- Warrick M/ 2- Bates T/ 12- Perkins T/ 23- Shaw A/ 35- Crews J/	00:00	0-0	0	NaN	0	0	0	0	0.0000