

The Impact of Covid 19 on NANOG Attendance

Elizabeth Culley
February 16, 2022

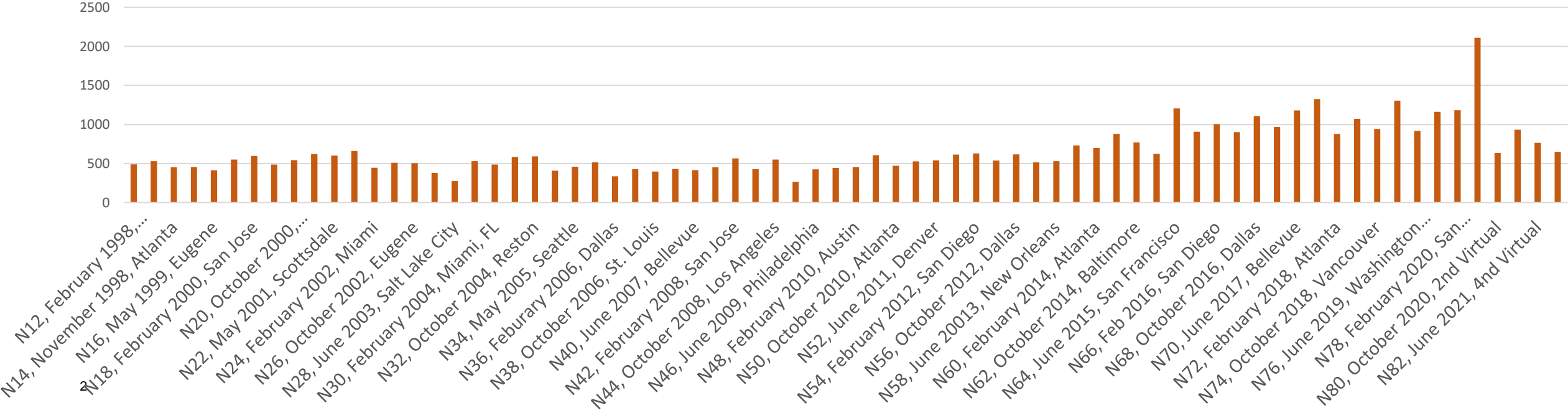
Attendance at NANOG

With attendance data for 72 NANOGS, Average number of attendees is 667 individuals per NANOG

- Between 1998 and 2015 average attendance was 515
- Between 2015 and the March 2020 the average was over 1,042
- For the past 4 virtual NANOGS average has been 745

By season, June NANOGS are 14% more attended (680 average) than February (596 average)

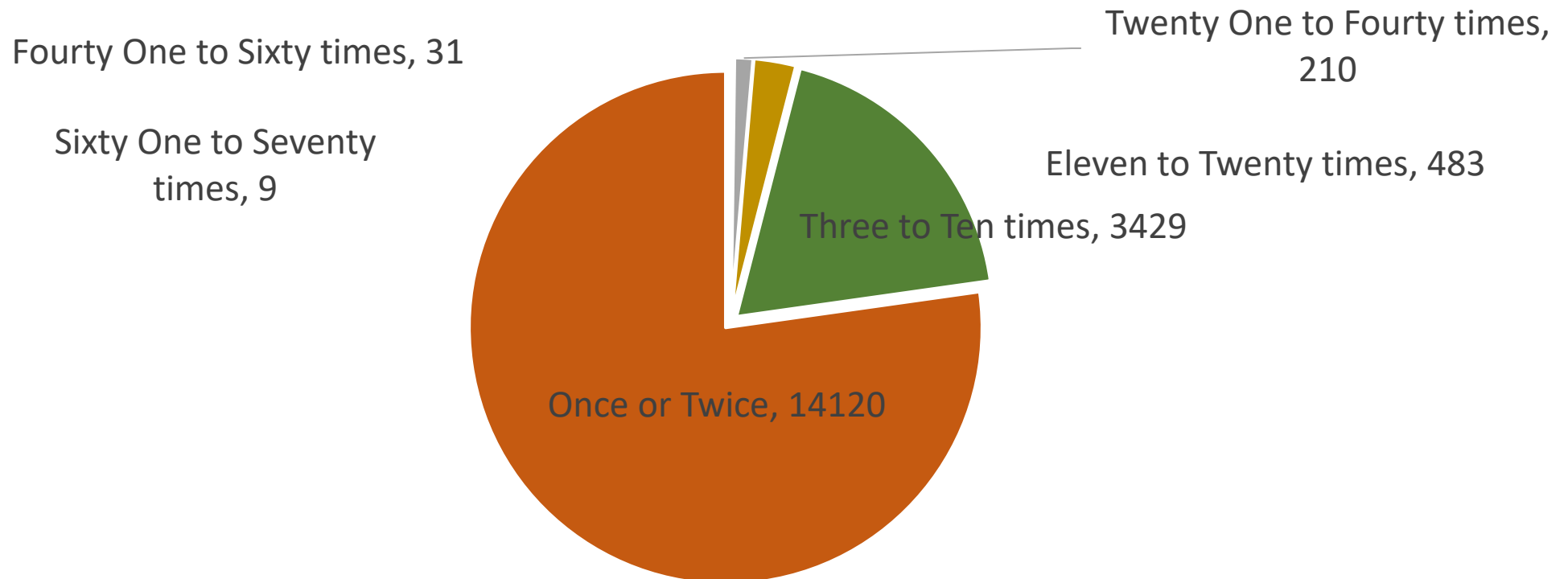
Total NANOG Attendance Over Time



Attendance at NANOG

- 18,282 individuals have come to NANOG at least once
- The majority of people (77%) at NANOG only attend once or twice
- 4% (733) have come more than 10 times

The number of individuals at each attendance rate



Individuals at NANOG*

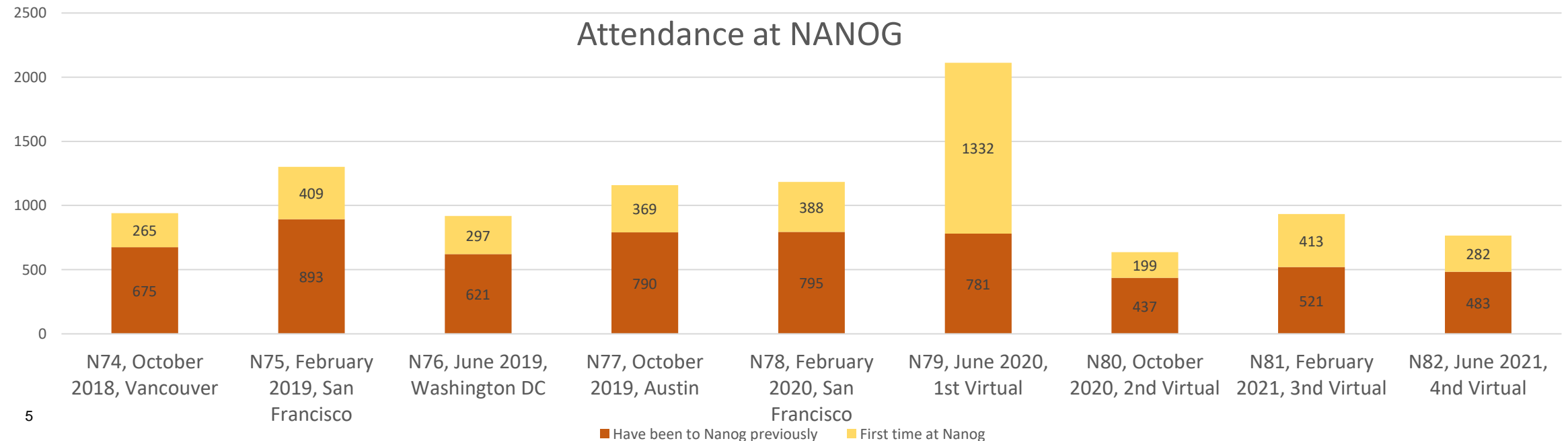
22 individuals have attended more than 50 times, 9 - more than 60 times and 1 has attended 70 times!

Steve Feldman	70	Anonymous	60
Ren Provo	68	Anonymous	59
Patrick Gilmore	68	Leslie Nobile	57
Larry Blunk	66	Betty Burke	55
Mark Kusters	65	Anonymous	54
Joe Provo	65	Anonymous	53
Avi Freedman	64	Duane Wessels	53
Aaron Hughes	62	Tony Tauber	52
Greg Hankins	61	John Curran	52

*** Records are missing for the first 11 NANOGS. These are relative numbers that only reflect the 72 NANOGS that we have attendance records for**

Attendance at NANOG

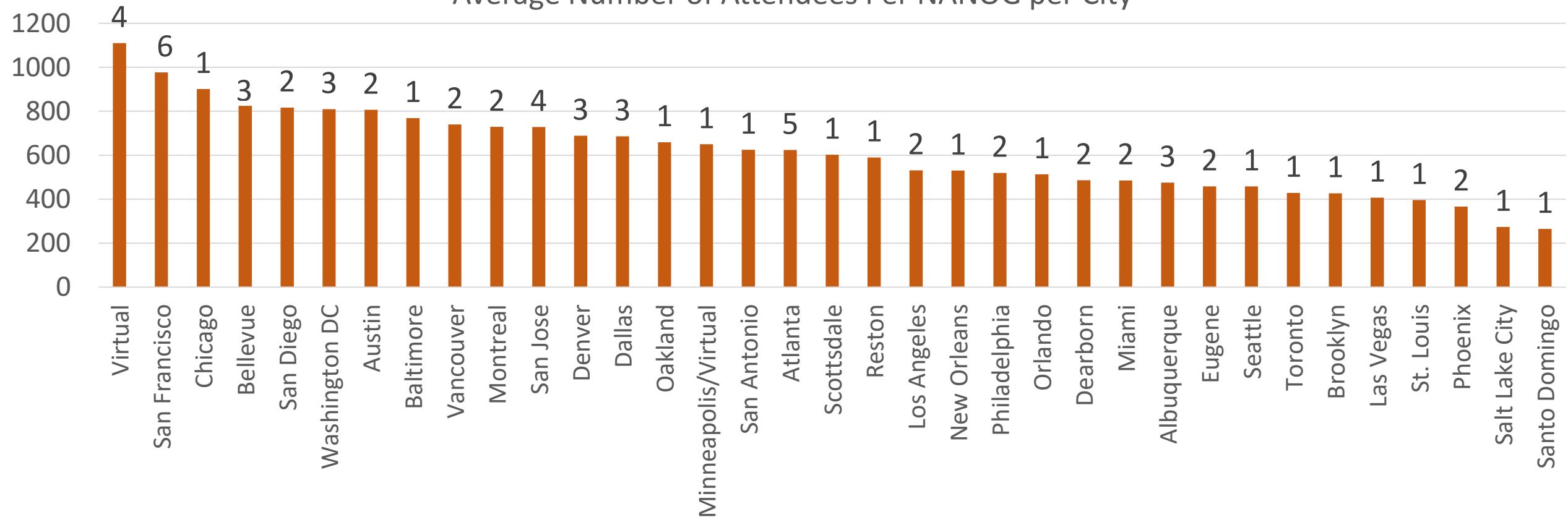
- At NANOG you more often find people who've attended previously
- For the past 3 years/9 NANOGS, average of 63% of attendees have attended before and 37% are first timers
- The first Virtual N79 was inverted from the norm with 63% first timers and 37% returnees
- Since then, the average number of first timers has remained consistent as the number of returnees has fallen



The Cities of NANOG

- NANOG has been hosted in 38 different cities in North America
- The 35 Cities we have attendance records for are represented here
- The most frequently used city is San Francisco (6), followed by Atlanta (5), Ann Arbor (4), Washington DC (4) and San Jose (4)

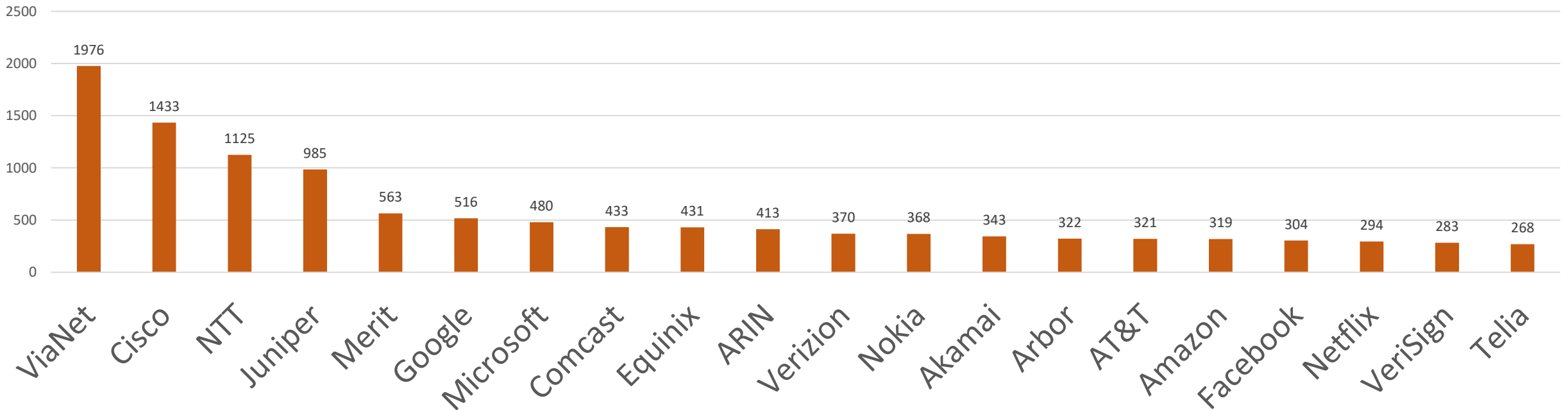
Average Number of Attendees Per NANOG per City



Companies of NANOG

- The 18k attendees represented 4,781 different companies
- 18% of attendees (3,340 individuals) had at least one instance where they specified no company affiliation provided.
 - 12% (5,990) total instances had no company was specified
- These are the companies that most often send representatives to NANOG, where every incremental number is not an individual, but an instance of attendance by an individual

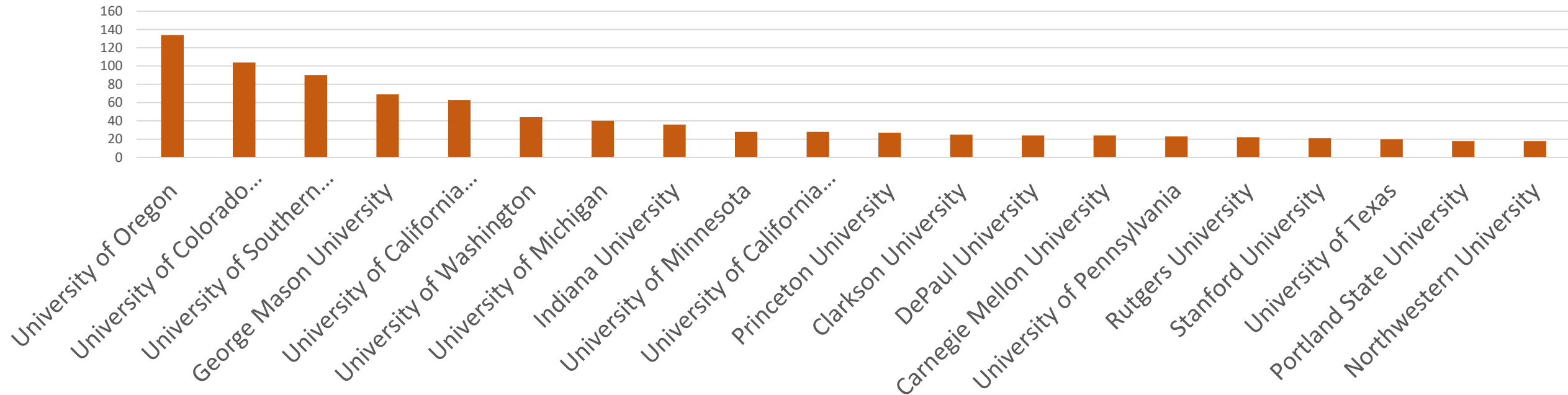
Top 20 Companies Represented at NANOG



University Representation

- **247 different Colleges and Universities** have been represented at NANOG
- **University of Oregon** has had the most instances of attendance followed by **U of Colorado Boulder** and **USC**
- **An average of 18 different schools** are in attendance at each NANOG

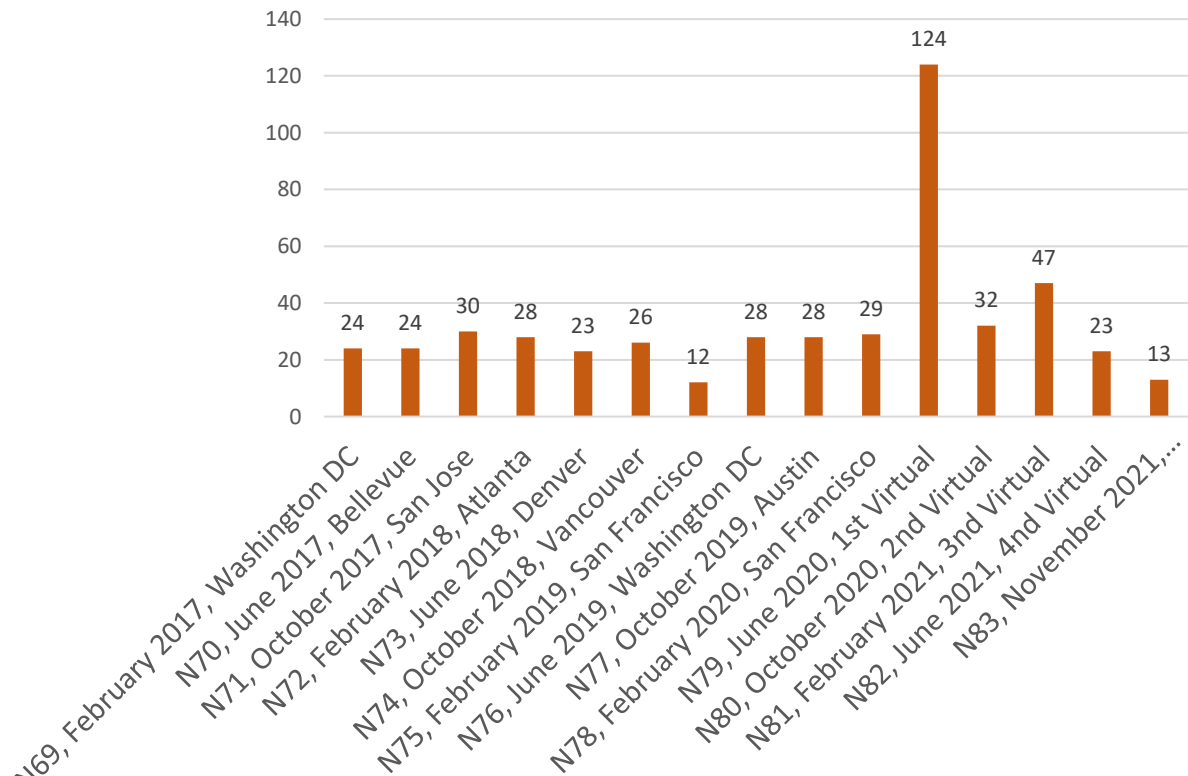
Top 20 Colleges and Universities most often represented at NANOG



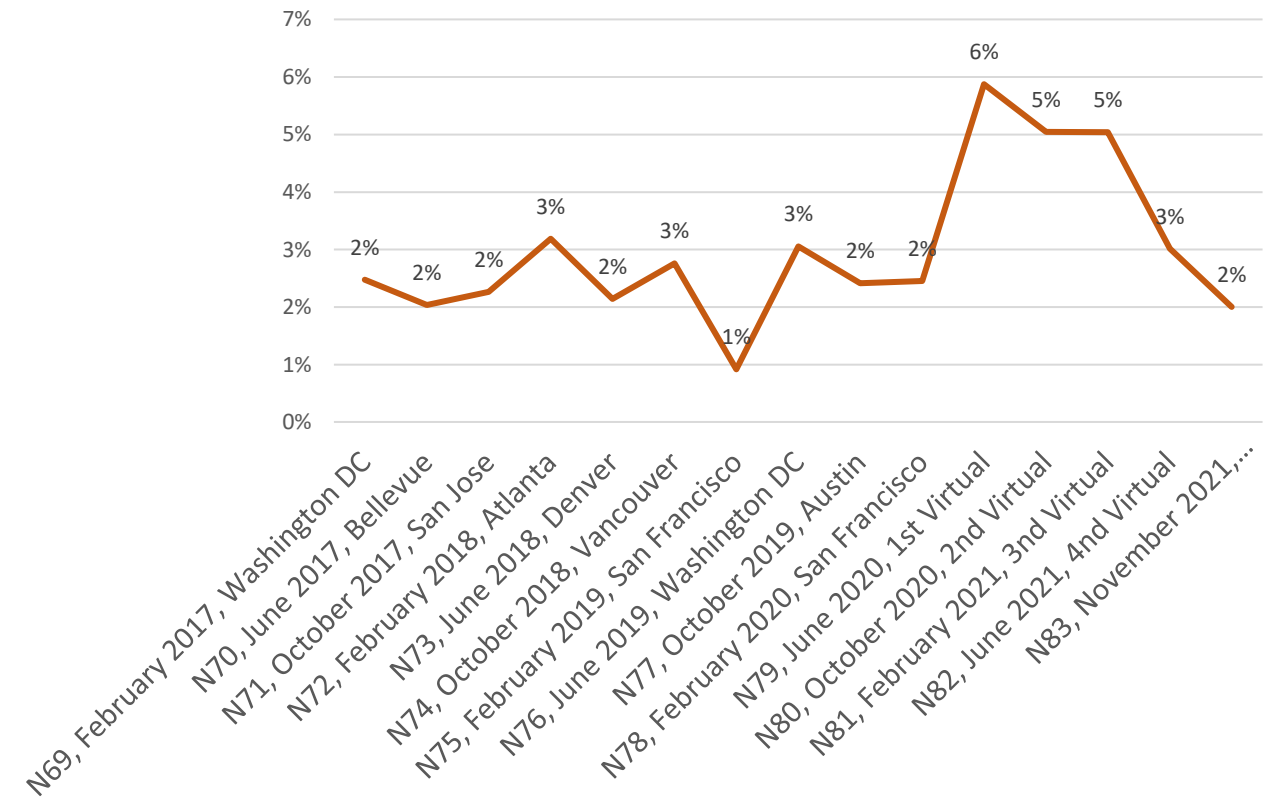
University Representation

- **3.6% (1,711)** of attendees at NANOG have been from a **College or University**
- **Past 5 years - Both total numbers as well as of a percentage of attendees have fluctuated**

Past 5 years of University Attendance at NANOG

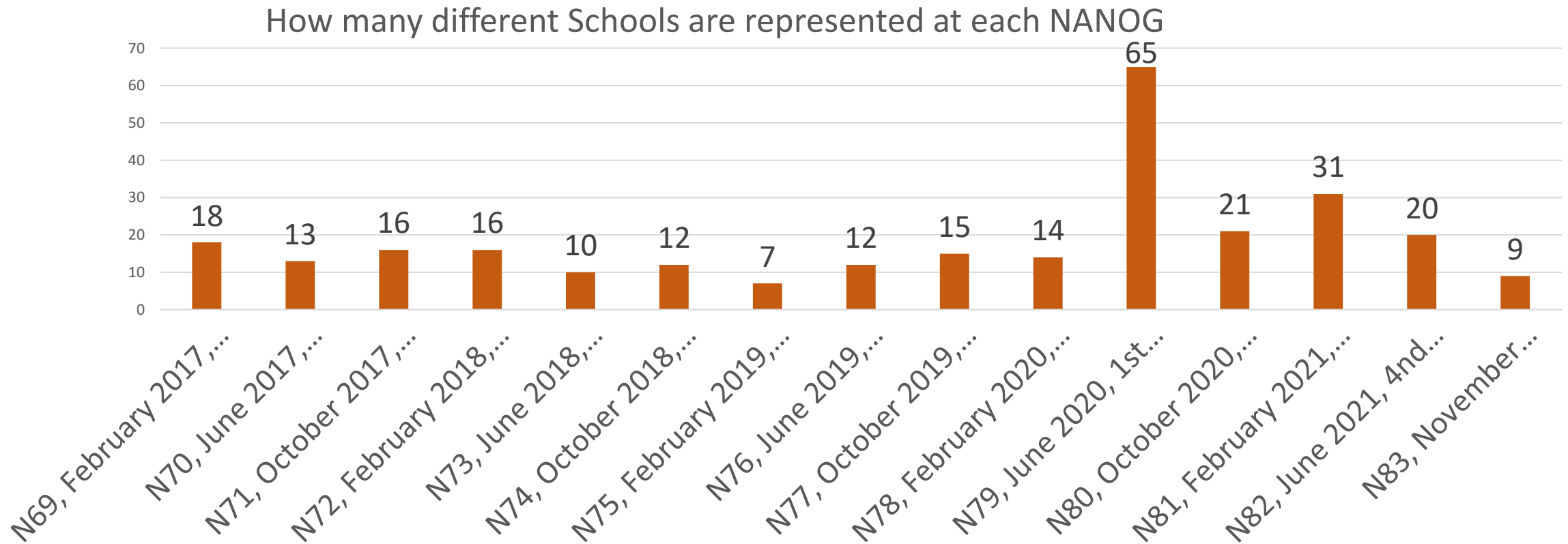


Percentage of Attendees



University Representation

- The number of Colleges and Universities represented at each NANOG fluctuated
- Prior to the pandemic there was a peak of 16 different schools represented, afterward there have been up to 31 different schools per NANOG



NANOG Sponsors

- There have been 56 different Host Sponsors of NANOG, we appreciate their support!
- 13 sponsors have hosted more than once
- * 30% (16) of these organizations have been bought, changed names or no longer exist. Are any missing?

Sponsor	Count	Sponsor	Count	Sponsor	Count
Terremark*	6	Netrail, Inc.*	1	CoreSite	1
Merit Network	5	EdgeMicro	1	Server Central*	1
CyrusOne	4	PacBell*	1	CRG West	1
TELX*	4	CIX*	1	Switch and Data*	1
UltraDNS	3	Riverstone Networks*	1	Verisign	1
NTT Communications	2	Exodus*	1	TekSavvy	1
CenterGate Research	2	Sprint	1	Arbor Networks	1
iHighway	2	Extreme	1	Netflix	1
Comcast	2	Data Foundry*	1	Towardex	1
Torix	2	Fastly	1	Cisco Systems	1
EdgeConneX	2	Nortel Networks*	1	University of Oregon	1
Equinix	2	Genuity*	1	Kentik	1
AOL	2	One Connect IP	1	Utah Education	1
Tata Communications	1	Group Telecom*	1	LINX	1
Pittsburgh Supercomp	1	PhoenixNAP	1	XKL	1
AWS	1	IBM Global Network	1	Yahoo!	1
Digital Realty	1	Qwest*	1	Alcatel-Lucent	1
¹¹ SAVVIS*	1	Console by IIX	1	NCSA*	1
CNET	1	San Diego Supercomp	1		

Thank you!!