


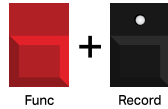
Shortcut sheet

Basic operation

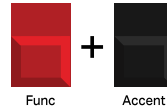
Global



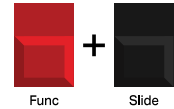
Master volume
Not recorded into project



Save
Save patterns and project



UNDO
Every action is redoable



Redo
Every action is redoable



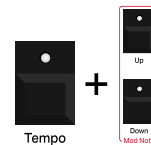
Delete
Delete patterns, pages, steps
& automations



Type tempo
Type the tempo value
with SEQ keys



Tempo fader
X-MOD Amount to control
tempo by +/-16%

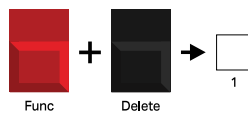


Tempo increment
UP and DOWN increment or
decrement the tempo by 1

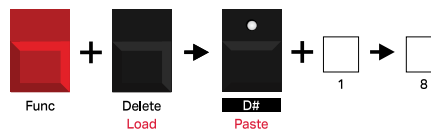


Tap tempo
Tap the TEMPO key
four times

Project



Load project
Select a project with a SEQ button



Copy Paste project
In project mode, hold PASTE + SEQ to copy and press a
targetted project with a SEQ button

Pattern & Patch



Load pattern
Select a pattern
with a SEQ key




Record notes & automations
Repress RECORD button to
stop recording



Pattern lenght
Select the pattern length
pressing a SEQ key



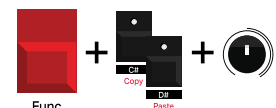
Reinit patch
It reinitialize the patch only



Copy/paste pattern
In pattern mode, copy/paste the desired
pattern selecting a SEQ button

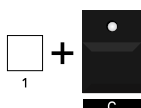


Copy/paste accent or slide
In accent or slide mode, copy/
paste selecting a SEQ button



Copy/paste automation
Copy an automation selecting the automated
parameter and paste selecting the targeted
parameter

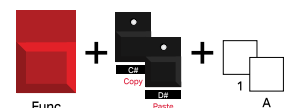
Step



Change a step note
Hold SEQ + NOTE to change the
current note



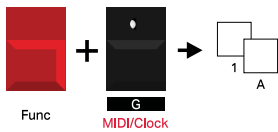
Display step/note
Hold NOTE to display what step plays
the note on the sequence. Hold SEQ to
display what note is played



Copy/paste note or page
Copy/paste a selected step or page
with SEQ and PAGE buttons

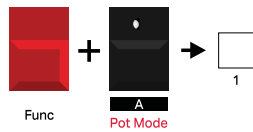
Advanced settings

Project



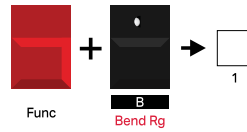
MIDI settings

SEQ : select a MIDI channel
PAGE A : internal clock
PAGE B/ C : external MIDI
PAGE D : CV clock



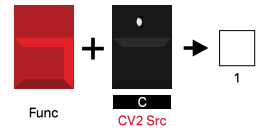
Pot Mode

SEQ 1 : jump
SEQ 2 : passthru
SEQ 3 : relative



Pitch wheel range

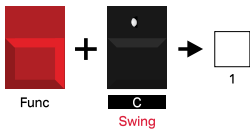
Use SEQ keys to select a range



CV2 source

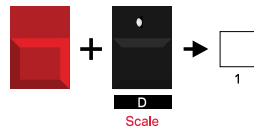
SEQ1 : Osc1 Freq ; SEQ2 : Osc2 Freq ;
SEQ3 : Cutoff ; SEQ4 : Main Envelope ;
SEQ5 : Volume ; SEQ6 : Accent ; SEQ7 : Slide

Pattern



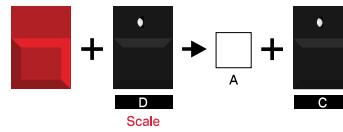
Swing

SEQ 0 to 9 : shuffle ; SEQ 9 to 16 : swing



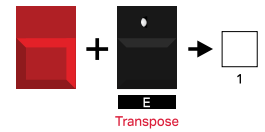
Scale

Select one of the 16 scales using SEQ



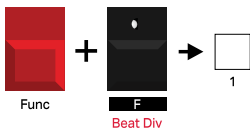
Custom Scale

Create your own scale holding PAGE + NOTE



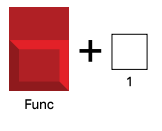
Transpose

Select transposition level using SEQ



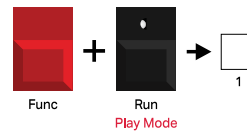
Beat Division

Select a SEQ key to set how many steps are played each beat



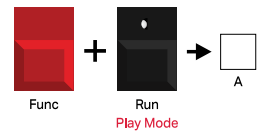
Temporary play

Previous pattern will resume playing when releasing FUNC



Play Styles

Press one of the 9 SEQ buttons to select a play style



Play Modes

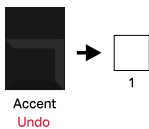
Page A : Sequential
Page B : Direct Jump
Page C : Direct Start

Step



Parameter offset

Hold a step and change a parameter to offset its value



Accent

Select active steps to set accents



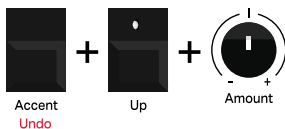
Slide

Select active steps to set slides



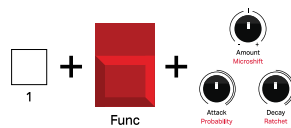
Map custom accent

Change the accent parameter



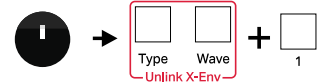
Global accent ratio

At -100% negative ratio is applied
At 0% no ratio is applied
At 100%, default ratio



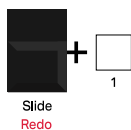
Microshift, Probability and Ratchet

Add microshift, probability and ratchet on a step. Hold DELETE and turn the parameter to delete it

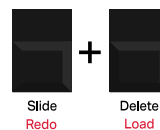


Unlink X-Env

Select a parameter, unlink its X-Env from note triggers. Then place on the sequence your triggers with SEQ buttons



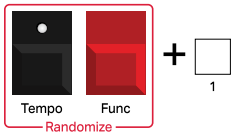
Mute/unmute step



Unmute all steps

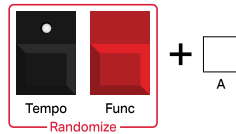
Randomization & modes

Randomization



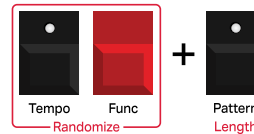
Step randomizer

Randomize the note of the selected step



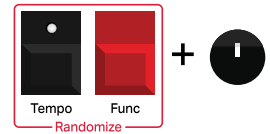
Page randomizer

Randomize notes on a page



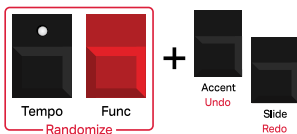
Randomize pitch

Transpose randomly notes to the current scale



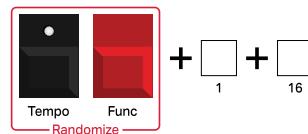
Randomize parameter

Select a value range of the selected knob from a minimum value to a maximum value



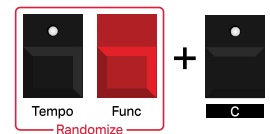
Randomize accent/slide

Randomize accent/slide note trigs



Step Dice

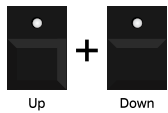
Reassign randomly step positions between two selected SEQ



Randomize Mode Note

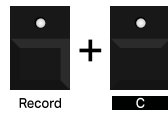
Randomize a patch on a selected Mod Note

Mod Note mode



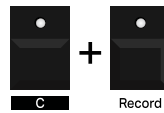
Mod Note mode

Access Mod Note mode



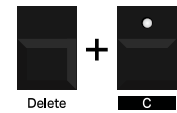
Main patch to Mod Note

Import the main patch to a selected mod note



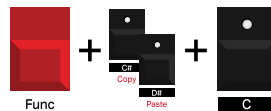
Mod Note to player mode

Export the selected mod note to the main patch



Delete Mod Note

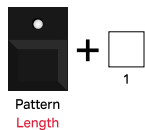
Delete a selected mod note pressing Delete button



Copy/paste Mod Note

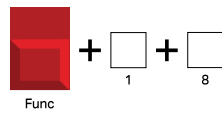
Copy a mod note to another mod note slot

Others modes



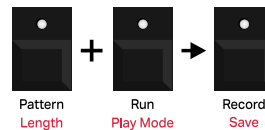
Song Mode

In pattern mode, hold pattern button and select up to 8 pattern to chain them up



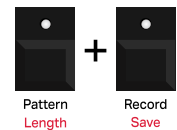
Loop Mode

Create a loop between selected in and out SEQ



Live Mode

Switch pattern or recall the same pattern to go back to the initial pattern state



Patchless pattern

Repress pattern and record button to leave the mode