NORTHWESTERN BASKETBALL

GAME 5 • SUNDAY, NOV. 19 • UNCASVILLE, CONN. • MOHEGAN SUN ARENA (9,323)

2017-18 SCHEDULE & RESULTS

Overall: 3-1 | B1G: 0-0
Home: 2-1 | Away: 0-0 | Neutral: 1-0

DATE	OPPONENT	TIME/RESULT
Nov. 10	**Loyola (Md.)**	**W, 79-75**
Nov. 13	**Saint Peter's**	**W, 75-66**
Nov. 15	**Creighton ◆**	**L, 92-88**
Nov. 18	vs. La Salle ✓	W, 82-74
Nov. 19	vs. Texas Tech ✓	4:30 p.m.
Nov. 24	**Sacred Heart**	**7:30 p.m.**
Nov. 28	at Georgia Tech ▲	6 p.m.
Dec. 1	**Illinois ***	**8 p.m.**
Dec. 3	Purdue *	3 p.m.
Dec. 11	**Chicago State**	**6 p.m.**
Dec. 14	**Valparaiso**	**7 p.m.**
Dec. 16	at DePaul	1 p.m.
Dec. 19	**Lewis**	**7 p.m.**
Dec. 22	at Oklahoma	6 p.m.
Dec. 30	**Brown**	**11 a.m.**
Jan. 2	**Nebraska ***	**8 p.m.**
Jan. 5	at Penn State *	1 p.m.
Jan. 10	**Minnesota ***	**8 p.m.**
Jan. 14	at Indiana *	TBA
Jan. 17	**Ohio State ***	**8 p.m.**
Jan. 20	**Penn State ***	**1 p.m.**
Jan. 23	at Minnesota *	8 p.m.
Jan. 29	at Michigan *	6 p.m.
Feb. 1	at Wisconsin *	7:30 p.m.
Feb. 6	**Michigan ***	**6 p.m.**
Feb. 10	at Maryland *	11 a.m.
Feb. 13	at Rutgers *	8 p.m.
Feb. 17	**Michigan State ***	**1 p.m.**
Feb. 19	**Maryland ***	**6 p.m**
Feb. 22	**Wisconsin ***	**6 p.m.**
Feb. 25	at Iowa *	6:30 p.m.

All times Central
Home games in **bold**
▲ Big Ten/ACC Challenge
◆ Gavitt Games
✓ Basketball Hall of Fame Tip-Off (Uncasville, Conn.)
* Big Ten game

FOLLOW THE #B1GCATS

@NUMensBball
@coach_collins
@NU_Sports

facebook.com/northwesternmbb

numensbball
nu_sports

NORTHWESTERN WILDCATS
2017-18 Record: 3-1
Conference: Big Ten
Ranking: 20 (AP), 20 (Coaches)
Head Coach: Chris Collins
Record at NU: 76-61 (5th Year)

TEXAS TECH RED RAIDERS
2017-18 Record: 3-0
Conference: Big 12
Ranking: N/A
Head Coach: Chris Beard
Record at TTU: 21-14 (2nd Year)

GAMEDAY INFORMATION
TV: ESPN2
(John Brickley and Chris Spatola)
Radio: 720 WGN
(Andy Masur and Joey Meyer)
Live Stats: NUsports.com
Twitter: @NUMensBball

THE OPENING TIP...

• Northwestern is seeking its first in-season tournament title since winning the 2013 South Padre Island Invitational when it defeated TCU and Illinois State.

• Sunday's game is the fifth over a 10-day span to open the season for the Wildcats.

• The Wildcats defeated La Salle 82-74 in Saturday's semifinal round. NU lead by as many as 26 points and got 21 points and 7 assists from **Bryant McIntosh** and 20 points from **Scottie Lindsey**. Northwestern shot a season-best 56.2 percent from the field.

• Northwestern has won three of its last four meetings against Big 12 Conference foes, including earning a 77-58 win over Texas at last year's Legends Classic in Brooklyn, New York.

NORTHWESTERN PREVIOUS GAME STARTERS

BRYANT McINTOSH
Sr. • G • 6-3
Greensburg, Ind.

SCOTTIE LINDSEY
Sr. • G • 6-5
Hillside, Ill.

VIC LAW
R-Jr. • F • 6-7
South Holland, Ill.

GAVIN SKELLY
Sr. • F • 6-8
Westlake, Ohio

DERERK PARDON
Jr. • C • 6-8
Cleveland, Ohio

Northwestern vs. Texas Tech Series Information

2017-18 Season Statistics

81.0	Points Per Game	77.7
76.8	Opponent Points Per Game	52.7
+4.3	Scoring Margin	+25.0
35.0	Rebounds Per Game	37.7
+3.8	Rebounding Margin	+4.0
.483	Field Goal Percentage	.477
.466	Opponent Field Goal Percentage	.327
.407	3-Pt FG Percentage	.352
.388	Opponent 3-Pt FG Percentage	.217
.756	Free Throw Percentage	.738
14.8	Assists Per Game	14.0
7.5	Blocks Per Game	5.7
2.8	Steals Per Game	9.0
-1.7	Turnover Margin	+6.3

Of Note:
• This is the first meeting between Northwestern and Texas Tech.
• Texas Tech center Tommy Hamilton IV faced Northwestern twice as a member of DePaul's team. Hamilton averaged 6.0 points and 6.5 rebounds per game while his team posted a 1-1 record.

SCOUTING TEXAS TECH

The Red Raiders (3-0) earned a spot in Sunday's championship game by holding off Boston College for a 75-64 win Saturday. Keenan Evans led Texas Tech with 29 points including going 10-for-10 from the free throw line. He leads the team with an average of 17.7 points per game. Opponents of the Red Raiders are averaging nearly 20 turnovers per game this season while shooting only 32.7 percent from the field.

SUCCESS ACROSS THE BOARD

With Northwestern holding a No. 20 national ranking this week and the Wildcats' football program coming in at No. 23 in the College Football Playoff Rankings, this season marks the first time that both programs have been nationally ranked at the same time. They aren't the only NU teams experiencing success. The field hockey team advanced to the NCAA tournament quarterfinal round while the women's soccer team advanced to the second round of its NCAA tournament.

LA SALLE IN REVIEW

Northwestern led by 22 points at the half and by 26 early in the second half before holding off a charge from La Salle Saturday afternoon. **Bryant McIntosh** matched a career high with five 3-pointers in scoring a team-leading 21 points. Appearing in his first game in a year, **Aaron Falzon** came off the bench to hit three triples and score 11 points as the Wildcats knocked down 12 treys for the second straight game. NU's .561 field goal percentage was a season high.

FALZON'S FANTASTIC RETURN

It's been a long road for **Aaron Falzon** over the last year. After seeing limited action in the first three games of the 2016-17 season prior to undergoing season-ending knee surgery, Falzon saw his first action of the season in the Wildcats' fourth game of the year vs. La Salle Nov. 18. He was terrific in his return, knocking down three 3-pointers and scoring 11 points off the bench in NU's win. Falzon's 63 triples in 2015-16 were the second most by a freshman in school history.

CRASHING THE GLASS

Northwestern was dominant on the glass in a Nov. 13 home win over Saint Peter's. The Wildcats finished with a 34-16 rebounding advantage. The +18 margin was the team's largest since out-rebounding Mississippi Valley State 50-32 Nov. 11, 2016. The 16 rebounds by Saint Peter's are the fewest by a Northwestern opponent in over 25 years.

BLOCK PARTY

NU was swatting shots left and right in the team's season-opening win over Loyola (Md.) Nov. 10. The 'Cats posted 12 blocked shots in the game which rank as a tie for the second-best single-game effort in program history. **Dererk Pardon** and **Vic Law** led the way with three blocks apiece. The school record for blocked shots by the team is 15 achieved at Rutgers Jan. 12, 2017. Pardon and law pace the Wildcats with six blocks apiece this season, while **Gavin Skelly** has five.

SCINTILLATING FROM THE STRIPE

The Wildcats were nearly perfect from the free throw line against Saint Peter's on Nov. 13. NU hit on 23 of its 24 attempts from the charity stripe. The .958 percentage is the seventh-best effort in school history (minimum 15 attempts) and the top performance with only one miss. **Bryant McIntosh** was 6-for-6 from the stripe in the contest and has started his 2017-18 season with 14 consecutive makes from the line.

THE MAC IS BACK

Guard **Bryant McIntosh** is back for his senior season, having already left his mark on Northwestern. His 577 career assists are a school record and are the most of any active player in the nation. He holds the top two single-season assist totals in school history. After posting a school-record 213 assists as a sophomore, McIntosh had 188 assists in 2016-17. The team's leading scorer with an average of 14.8 points per game a year ago, McIntosh currently ranks 12th in school history with 1,419 career points. He is the only Big Ten player over the last 25 years to post 1,340 points and 550 assists through his first three collegiate seasons and is one of only 15 players in league history to reach both of those two standards in a career.

NCAA Division I Active Career Assist Leaders

Bryant McIntosh, Northwestern	***577***
Emmett Naar, St. Mary's (Calif.)	558
Kahron Ross, Lehigh	548
Erick Neal, UT Arlington	545

All-Time Big Ten Career Assist Leaders

13. Eric Snow, Michigan State	599
14. Deron Williams, Illinois	594
15. Drew Neitzel, Michigan State	582
16. Bryant McIntosh, Northwestern	***577***

WILDCATS EARN PRESEASON NATIONAL RANKINGS

Northwestern opened the season ranked in the preseason Associated Press and USA TODAY Coaches polls. The Wildcats are ranked No. 19 by the AP and No. 20 by the coaches. It is the first time that NU is ranked in the AP preseason poll. The team was ranked No. 25 Jan. 30 of last season, their first top-25 AP ranking in seven years. This is the first time that Northwestern has ever been ranked at any time in the Coaches Poll.

MCINTOSH, LINDSEY TABBED PRESEASON ALL-BIG TEN

Northwestern senior guards **Scottie Lindsey** and **Bryant McIntosh** each have been named to the 10-member Preseason All-Big Ten Team. NU is one of three schools to have two individuals named to the squad, joining Michigan State and Minnesota. Both Lindsey and McIntosh were All-Big Ten selections in 2016-17. McIntosh was one of three unanimous selections to the team, joining Michigan State's Miles Bridges and Wisconsin's Ethan Happ.

RETURNING ALL-BIG TEN HONOREES

Three Northwestern players earned All-Big Ten recognition a year ago. Guard **Bryant McIntosh** was a consensus second-team all-league pick, while **Scottie Lindsey** was named by the league's head coaches to the third team and honorable mention by the media. In addition, **Vic Law** was selected by the coaches to the five-member All-Defensive Team. It's the first time NU has had two All-Big Ten picks in the same years since John Shurna and Drew Crawford in 2012. Law was the first Wildcat to be named to the All-Defensive Team since Jeremy Nash in 2010. McIntosh was a Big Ten All-Freshman Team selection in 2015 and was a consensus honorable mention All-Big Ten pick as a sophomore.

QUARTET TO SERVE AS TEAM CAPTAINS

Four individuals are serving as team captains for the 2017-18 season. Senior guards **Scottie Lindsey** and **Bryant McIntosh**, redshirt junior forward **Vic Law** and junior center **Dererk Pardon** are serving in the leadership role for the Wildcats. All four are returning starters. This is the first time that Northwestern has had four individuals be team captains.

MCINTOSH NAMED TO PRESEASON WATCH LISTS

Senior guard **Bryant McIntosh** has been named to a trio of prestigious preseason watch lists. He is one of 50 individuals named to the Naismith Award and Wooden Award watch lists which honor the nation's top player. He also is one of 20 individuals named to the watch list for the 2018 Bob Cousy Award presented to the nation's top point guard. A year ago, McIntosh averaged 5.4 assists per game in Big Ten play making him the first Northwestern player to lead the league in the category. He is Northwestern's all-time leader and the nation's active leader with 577 career assists. McIntosh has handed out 10 or more assists in a game five times in his career, something no other Wildcat has done more than twice.

HOME AWAY FROM HOME

Northwestern is playing all of its home games at Allstate Arena in Rosemont, Illinois, this season due to Welsh-Ryan Arena undergoing a complete $110 million renovation. More information on the project can be found on page 7 of this notes packet.

GAME NOTES

DOING IT WITH DEFENSE

The Wildcats limited their opponents to 40.3 percent shooting from the field last season, the 23rd-best mark in the nation and second best in the Big Ten. NU's foes shot 40.1 percent during the 2015-16 season, the school's best mark since the 1998-99 season. The Wildcats' average of 65.5 points allowed per game ranked second in the Big Ten last season behind only Wisconsin (62.4 ppg).

Lowest Season Field Goal Percentage by NU Opponents (since 1960)

Season	Opp. FG %
1998-99	.373
1963-64	.392
1960-61	.397
2015-16	.401
2016-17	***.403***

LEAGUE LEADERS

Northwestern returns two individuals who led the Big Ten Conference in statistical categories last season. **Bryant McIntosh's** average of 5.2 assists per game in league play made him the first NU player to ever lead the league in the category dating back to 1975. **Dererk Pardon** also ranked first in conference play with a .617 field goal percentage, making him the first Wildcat to pace the league since Evan Eschmeyer in 1998-99.

WINNING WAYS

Northwestern posted school records of 24 overall wins and 21 regular-season win in 2016-17 after posting what was then a record 20 regular-season wins the prior season. The previous regular-season best was 19 wins during the 2009-10 season. NU put together a pair of school-record 13-game home winning streaks in each of the last two seasons. The 'Cats won their last four home games in both 2014-15 and 2015-16 before winning each of their first nine home games the ensuing campaign.

DONLON JOINS STAFF AS ASSISTANT COACH

Billy Donlon is in his first season as an assistant coach on Northwestern's staff after spending the 2016-17 season as an assistant at Michigan. Donlon previous served as the head coach at Wright State. Like head coach **Chris Collins**, Donlon is a graduate of nearby Glenbrook North High School in Northbrook, Illinois, where both individuals were coached by current NU assistant **Brian James**. Donlon's father, Bill, was an assistant coach at Northwestern under head coach Bill Foster from 1986-93.

GUYTON COMES ABOARD AS DIRECTOR OF PLAYER DEVELOPMENT

Former Big Ten Player of the Year **A.J. Guyton** has joined NU as the program's director of player development. Guyton joins the Wildcats after spending last season as an assistant coach of the Windy City Bulls of the NBA G League. A 2000 graduate of Indiana University, Guyton earned Big Ten Player of the Year and consensus first-team All-America honors his senior year. A three-time team MVP, he earned second-team All-Big Ten recognition and was the Big Ten Freshman of the Year in 1997 before earning first-team all-conference accolades in 1998 and 2000.

UP NEXT...

Northwestern returns to action Friday when it hosts Sacred Heart at Allstate Arena in Rosemont. Tip time is set for 7:30 p.m.

2018-19 RECRUITING CLASS

Four individuals have signed National Letters of Intent to join the Northwestern men's basketball program for the 2018-19 season Sullivan-Ubben head men's basketball coach Chris Collins announced Wednesday, Nov. 8.

Jordan Lathon (Grandview, Mo./Grandview), Miller Kopp (Houston, Texas/Houston Christian), Pete Nance (Akron, Ohio/Revere) and Ryan Young (Stewartsville, N.J./Bethlehem (Pa.) Catholic) comprise the highly regarded quartet that will matriculate to Evanston next year.

The group is rated as the No. 15 recruiting class in the nation by 247Sports and No. 17 by Rivals.com.

"We're really excited about this class of four young men who are joining the Northwestern family," Collins said. "We knew this would be a vital class for the future of our program, as we have a veteran team this year. We're adding four tremendous players, but also individuals who are going to add to the work ethic and the character that we've been able to build over the last few years."

Jordan Lathon
G • 6-4 • 195
Grandview, Mo./Grandview

High School: Rated as the No. 119 recruit in the nation according to Rivals.com … Suburban Blue Conference Player of the Year as a junior, averaging 16.5 points, 6.3 rebounds and 4.1 assists per game … Two-time first-team all-conference … Jackson County Advocate Player of the Year and first-team pick … Kansas City All-Metro first-team selection … Named to MSHSAA District 12 and Class 4 first team … Posted 34 points, 11 rebounds and 5 assists vs. Ruskin … Led team Grandview to a 24-5 record and conference, district and sectional titles … Only player in school history to record 400 points, 100 rebounds and 100 assists in a season … Competed on AAU circuit for Team Rush … Honor roll student.
Personal: Born Jordan Ryan Lathon on 2/25/00 … Son of Torran Sayles and Derrick Lathon … Father played professionally in Mexico … Chose Northwestern over Illinois, Iowa State, Wake Forest, Butler and Colorado … Attends same high school as current Utah Jazz player Alec Burks.

Miller Kopp
F • 6-7 • 210
Houston, Texas/Houston Christian

High School: No. 98 recruit in the nation according to Rivals.com and No. 100 according to both 247Sports and ESPN.com … Four-star recruit … Averaged 24 points and 11 rebounds per game junior year … All-Southwest Preparatory Conference selection … Two-time team MVP and team captain … Holds school records for points (44) and rebounds (19) in a game … Competed on AAU circuit for Houston Defenders … Under Armour first-team All-American … Led UAA in scoring with an average of 20.2 points per game … Previously played on Adidas circuit with Basketball University for three years … Honor roll student … Academic all-state.
Personal: Born Miller Dudley Kopp on 11/24/98 … Son of Will and Deborah Kopp … Father played tennis collegiately at Chattanooga … Brother, Braden, plays football at Vanderbilt … Grandfather played college football … Chose Northwestern over Michigan, Vanderbilt, Georgetown, Texas A&M and Butler.

Pete Nance
F • 6-9 • 205
Akron, Ohio/Revere

High School: Rated No. 61 recruit in the nation by Rivals.com, No. 75 by 247Sports and No. 76 by ESPN.com … Four-star recruit … First team all-district … First-team All-Suburban League … Special mention all-state … Varsity letter winner three years at Revere … Team captain … Averaged 17 points, 12 rebounds, 5 assists and 2 blocks per game as a junior … Multi-tournament winner with AAU team Akron Bobcats.
Personal: Born Pete Lucas Nance on 2/19/00 … Son of Larry and Jaynee Nance … Father played 13 seasons in the NBA with the Phoenix Suns and Cleveland Cavaliers … Brother, Larry Jr., drafted 27th overall to the Los Angeles Lakers and is playing in the NBA for his third season … Competed against Northwestern recruit Miller Kopp … Chose Northwestern over Ohio State and Michigan.

Ryan Young
C • 6-10 • 235
Stewartsville, N.J./Bethlehem (Pa.) Catholic

High School: First-team all-conference and second-team all-state junior year … Averaged 14 points, 14 rebounds per game as a junior. … Team captain … 2017 District Champions with Bethlehem Catholic … Captured six tournament championships with Jersey Shore Warriors … Voted 2017 Hoop Group Spring Jam Fest MVP (17U) … Earned high academic honors and was president of Business Club … Also competed in golf, volleyball, football and lacrosse.
Personal: Born Ryan Patrick Young on 12/2/99 in Montreal, Quebec … Son of Patrick and Tammy Young … Father was a member of the crew team at Syracuse … Mother played volleyball at Syracuse … Canadian and American dual citizen … Chose Northwestern over Maryland, Richmond, Princeton and Columbia.

QUICK FACTS

NORTHWESTERN UNIVERSITY

Location: ..... Evanston, Ill.
Founded: 1851
Enrollment: 8,367
President: ..... Morton O. Schapiro
Home Facility: ..... Allstate Arena (16,500)
Nickname: ..... Wildcats
Color: ..... Purple
Conference: ..... Big Ten
Director of Athletics: ..... Jim Phillips
Senior Woman Administrator: ..... Janna Blais
Faculty Athletics Rep.: ..... Robert Gundlach

MEN'S BASKETBALL FACTS

Sullivan-Ubben Head Coach: ..... Chris Collins
Alma Mater, Year: ..... Duke, '96
Record at NU (Years): ..... 76-61 (5th yr.)
Overall Record (Years): ..... 76-61 (5th yr.)
Assistant Coach: ..... Brian James
Alma Mater, Year: ..... Illinois State, '77
Assistant Coach: ..... Billy Donlon
Alma Mater, Year: ..... UNC Wilmington, '99
Assistant Coach: ..... Armon Gates
Alma Mater, Year: ..... Kent State, '06
Director of Player Development ..... A.J. Guyton
Director of Operations: ..... Chris Lauten
Asst. Dir. of Operations: ..... Tad Glibert
Basketball Athletic Trainer: ..... Jen Tymkew
Sports Performance: ..... Mike Schweigert
Program Assistant ..... Jenifer Marr

2016-17 Overall Record: 24-12
Conference Record (Finish): 10-8 (t-5th)
Starters Returning/Lost: 4/1
Letterwinners Returning/Lost: 10/2

ATHLETIC COMMUNICATIONS

Assoc. Dir./MBB Contact ..... Nick Brilowski
Office Phone ..... (847) 467-3831
Cell Phone ..... (847) 239-4127
E-mail ..... brilowski@northwestern.edu
Asst. Director/Sec. MBB Contact ..... Ray O'Connell
Office Phone ..... (847) 467-3418
Cell Phone ..... (773) 550-0128
E-mail ..... raymond.oconnell@northwestern.edu
Official Web Site ..... NUSports.com
Asst. AD for Athletic Comm. ..... Paul Kennedy
Dir. of Digital and Social Comm. ..... Doug Meffley
Associate Director ..... Kyle Kelley
Assistant Director ..... Carsten Parmenter
Assistant Director ..... Preston Michelson
Sr. Exec. Director of Broadcast Ops ..... Rob Coons
Program Assistant ..... Jocelyn Serranilla

BIG TEN STANDINGS

	BIG TEN		OVERALL	
Penn State	0-0	.000	4-0	1.000
Illinois	0-0	.000	3-0	1.000
Iowa	0-0	.000	3-0	1.000
Maryland	0-0	.000	3-0	1.000
Michigan	0-0	.000	3-0	1.000
Minnesota	0-0	.000	3-0	1.000
Ohio State	0-0	.000	3-0	1.000
Purdue	0-0	.000	3-0	1.000
Rutgers	0-0	.000	3-0	1.000
Northwestern	0-0	.000	3-1	.750
Nebraska	0-0	.000	2-1	.667
Wisconsin	0-0	.000	2-1	.667
Michigan State	0-0	.000	1-1	.500
Indiana	0-0	.000	1-2	.33

**through games played Nov. 18*

SULLIVAN-UBBEN HEAD COACH CHRIS COLLINS

76-61 CAREER RECORD (FIFTH SEASON)

Chris Collins is in his fifth season at Northwestern. He was named the University's 24th head men's basketball coach on March 27, 2013.

In Collins' first four years at the helm, he has led Northwestern to an increased win total each season.

Collins guided the Wildcats to heights never before reached during the 2016-17 season. The unforgettable campaign saw Northwestern accumulate a school-record 24 wins while earning the program's first NCAA tournament berth and victory in school history.

NU captured the nation's attention with its outstanding start to the season. An 18-4 start, including a six-game winning streak in Big Ten Conference play — the program's first since 1933 — saw the team crack the top 25 of the AP poll on Jan. 30, the team's first national ranking in seven years. NU went on to record 10 wins in league play, its most since the 1932-33 campaign. Five of the victories came on the road, including a 66-59 triumph at No. 7/5 Wisconsin on Feb. 12.

The 'Cats picked up a pair of wins in the Big Ten tournament in Washington D.C., including defeating 25th-ranked Maryland in its own backyard, to give NU its first appearance in the conference tournament semifinal round in school history.

NU was rewarded with an NCAA tournament berth on Selection Sunday and the Wildcats earned a 68-66 victory over Vanderbilt in an opening-round contest in Salt Lake City. Northwestern pushed second-ranked and eventual national runner-up Gonzaga to the limits in the second round before eventually suffering a narrow loss.

The 'Cats placed two individuals on the All-Big Ten teams for the first time since 2012 as Bryant McIntosh was a unanimous second-team selection while Scottie Lindsey was recognized as a third-team pick of the league's coaches. In addition, Vic Law was named to the conference's five-member All-Defensive Team.

Collins' contributions to the program were rewarded by being named one of four national finalists for the Naismith Men's Coach of the Year award. Following the season, Collins agreed to a contract extension that runs through the 2024-25 campaign.

Collins came to Evanston after serving on the coaching staff at Duke since July 22, 2000. He was promoted to Associate Head Coach in the summer of 2008. During Collins' 13 seasons on the Blue Devils' staff, Duke posted an overall record of 385-77 while recording eight ACC tournament championships, four ACC regular season titles, eight in-season tournament titles and national championships in 2001 and 2010.

Collins worked primarily with backcourt players during his time at Duke and tutored All-Americans Jason Williams, Mike Dunleavy, Chris Duhon, J.J. Redick, Gerald Henderson, DeMarcus Nelson, Jon Scheyer, Nolan Smith and Austin Rivers, in addition to NBA draft picks Daniel Ewing, Kyrie Irving and Kyle Singler.

Before returning to his alma mater, Collins served as an assistant coach at Seton Hall for two years with Tommy Amaker. Prior to Seton Hall, Collins spent the 1997-98 season as an assistant with the WNBA's Detroit Shock.

As a player, Collins played professional basketball in Finland during the 1996-97 season, leading the league in scoring.

While attending Duke, Collins was a team captain as a senior and four-year letterman from 1993-96. He ranks 11th among Duke's all-time leaders in three-point field goals (209) and 10th in three-point field goal attempts (539). Collins averaged 9.1 points, 2.0 rebounds and 2.4 assists as a collegian. He earned second-team All-ACC honors as a senior.

Collins is the son of former NBA All-Star, Doug Collins, who is currently a senior advisor for the Chicago Bulls. A native of nearby Northbrook, Illinois, Collins is a 1996 graduate of Duke with a bachelor's degree in sociology.

Collins and his wife, Kim, have two children: Ryan and Kate.

Collins' Coaching Experience

Year	School/Team	Position
1997-98	Detroit Shock (WNBA)	Assistant Coach
1998-2000	Seton Hall	Assistant Coach
2000-08	Duke	Assistant Coach
2008-13	Duke	Associate Head Coach
2013-Present	Northwestern	Head Coach

Collins' Head Coaching Record Year-by-Year

Year	School	Record	Big Ten	Place	Postseason
2013-14	Northwestern	14-19	6-12	T-10th	—
2014-15	Northwestern	15-17	6-12	T-10th	—
2015-16	Northwestern	20-12	8-10	9th	—
2016-17	Northwestern	24-12	10-8	T-5th	NCAA 2nd Rd.
2017-18	Northwestern	3-1	0-0		
Totals	**5 years**	**76-61**	**30-42**		

NUMERICAL ROSTER

No.	Name	Pos	Ht.	Wt.	Yr.	Hometown/Last School
4	Vic Law	F	6-7	200	R-Jr.	South Holland, Ill./St. Rita
5	Dererk Pardon	C	6-8	235	Jr.	Cleveland, Ohio/Villa Angela-St. Joseph
10	Charlie Hall	F	6-5	210	Jr.	Los Angeles, Calif./Crossroads
11	Anthony Gaines	G	6-4	205	Fy.	Kingston, N.Y./New Hampton School (N.H.)
12	Isiah Brown	G	6-2	190	So.	Lynnwood, Wash./Lakeside School
14	Rapolas Ivanauskas	F	6-9	230	R-Fy.	Barrington, Ill./Brewster Academy (N.H.)
20	Scottie Lindsey	G/F	6-5	210	Sr.	Hillside, Ill./Fenwick
21	A.J. Turner *	F	6-7	188	Jr.	Mt. Clemons, Mich./Boston College
23	Jordan Ash	G	6-3	200	Jr.	Bolingbrook, Ill./St. Joseph
25	Barret Benson	C	6-10	240	So.	Willowbrook, Ill./Hinsdale South
30	Bryant McIntosh	G	6-3	200	Sr.	Greensburg, Ind./Greensburg
33	Tino Malnati	G	6-3	190	R-Fy.	Northfield, Ill./New Trier
35	Aaron Falzon	F	6-8	225	R-So.	Newton, Mass./Northfield Mount Hermon
44	Gavin Skelly	F	6-8	235	Sr.	Westlake, Ohio/Westlake

ALPHABETICAL ROSTER

No.	Name	Pos	Ht.	Wt.	Yr.	Hometown/Last School
23	Ash, Jordan	G	6-3	200	Jr.	Bolingbrook, Ill./St. Joseph
25	Benson, Barret	C	6-10	240	So.	Willowbrook, Ill./Hinsdale South
12	Brown, Isiah	G	6-2	190	So.	Lynnwood, Wash./Lakeside School
35	Falzon, Aaron	F	6-8	225	R-So.	Newton, Mass./Northfield Mount Hermon
11	Gaines, Anthony	G	6-4	205	Fy.	Kingston, N.Y./New Hampton School (N.H.)
10	Hall, Charlie	F	6-5	210	Jr.	Los Angeles, Calif./Crossroads
14	Ivanauskas, Rapolas	F	6-9	230	R-Fy.	Barrington, Ill./Brewster Academy (N.H.)
4	Law, Vic	F	6-7	200	R-Jr.	South Holland, Ill./St. Rita
20	Lindsey, Scottie	G/F	6-5	210	Sr.	Hillside, Ill./Fenwick
33	Malnati, Tino	G	6-3	190	R-Fy.	Northfield, Ill./New Trier
30	McIntosh, Bryant	G	6-3	200	Sr.	Greensburg, Ind./Greensburg
5	Pardon, Dererk	C	6-8	235	Jr.	Cleveland, Ohio/Villa Angela-St. Joseph
44	Skelly, Gavin	F	6-8	235	Sr.	Westlake, Ohio/Westlake
21	Turner, A.J. *	F	6-7	188	Jr.	Mt. Clemons, Mich./Boston College

* Turner will sit out 2017-18 season due to NCAA transfer rules

Head Coach: Chris Collins
Assistant Coach: Brian James
Assistant Coach: Billy Donlon
Assistant Coach: Armon Gates
Director of Player Development: A.J. Guyton
Director of Operations: Chris Lauten

BY ELIGIBILITY

SENIORS (3)
Scottie Lindsey
Bryant McIntosh
Gavin Skelly

JUNIORS (5)
Jordan Ash
Charlie Hall
Vic Law
Dererk Pardon
A.J. Turner

SOPHOMORES (3)
Barret Benson
Isiah Brown
Aaron Falzon

FIRST YEARS (3)
Anthony Gaines
Rapolas Ivanauskas
Tino Malnati

BY STATE

CALIFORNIA (1)
Charlie Hall

ILLINOIS (6)
Jordan Ash
Barret Benson
Rapolas Ivanauskas
Vic Law
Scottie Lindsey
Tino Malnati

INDIANA (1)
Bryant McIntosh

MASSACHUSETTS (1)
Aaron Falzon

MICHIGAN (1)
A.J. Turner

NEW YORK (1)
Anthony Gaines

OHIO (2)
Dererk Pardon
Gavin Skelly

WASHINGTON (1)
Isiah Brown

PRONUNCIATION GUIDE

Aaron Falzon (35) ..... fal-ZONE
Rapolas Ivanauskas (14) ..... EYE-van-ows-kiss
Dererk Pardon (5) ..... DARE-ick

NATIONAL RANKINGS

ASSOCIATED PRESS

1.	Duke (34)	2-0	1,577
2.	Michigan State (13)	1-0	1,529
3.	Arizona (16)	2-0	1,511
4.	Kansas (2)	1-0	1,446
5.	Villanova	1-0	1,307
6.	Wichita State	1-0	1,277
7.	Kentucky	2-0	1,219
8.	Florida	0-0	1,125
9.	North Carolina	1-0	1,078
10.	USC	1-0	1,023
11.	Miami	2-0	911
12.	Cincinnati	1-0	890
13.	Notre Dame	1-0	860
14.	Minnesota	1-0	675
15.	Xavier	1-0	605
16.	Texas A&M	1-0	577
17.	Gonzaga	1-0	525
18.	Louisville	1-0	518
19.	Purdue	2-0	426
20.	**Northwestern**	**1-0**	**374**
21.	Saint Mary's	1-0	315
22.	Seton Hall	2-0	283
23.	UCLA	1-0	266
24.	West Virginia	0-1	211
25.	Baylor	1-0	205

Others Receiving Votes: Alabama 98, Rhode Island 55, Virginia 45, TCU 43, Providence 36, Missouri 32, Virginia Tech 17, Wisconsin 9, Texas 7, Michigan 7, Texas Tech 6, Butler 6, Oklahoma 5, Arkansas 4, Mt. St. Mary's 4, SMU 4, Middle Tennessee 3, Nevada 2, Oakland 2, Dayton 2, Maryland 2, Harvard 1, Oregon 1, South Carolina 1.

USA TODAY COACHES POLL

1.	Duke (20)	0-0	774
2.	Michigan State (9)	0-0	747
3.	Kansas	0-0	723
4.	Kentucky	0-0	678
5.	Arizona (2)	0-0	654
6.	Villanova	0-0	623
7.	Florida (1)	0-0	549
8.	Wichita State	0-0	543
9.	North Carolina	0-0	515
10.	West Virginia	0-0	458
11.	USC	0-0	396
12.	Miami	0-0	383
13.	Cincinnati	0-0	349
14.	Notre Dame	0-0	305
15.	Minnesota	0-0	303
16.	Louisville	0-0	295
17.	Xavier	0-0	284
18.	UCLA	0-0	275
19.	Gonzaga	0-0	242
20.	**Northwestern**	**0-0**	**208**
21.	Purdue	0-0	167
22.	Saint Mary's	0-0	152
23.	Seton Hall	0-0	139
24.	Baylor	0-0	107
25.	Alabama	0-0	82

Others Receiving Votes: Texas A&M 76, Virginia 57, Butler 43, Missouri 35, TCU 32, Rhode Island 31, Wisconsin 21, Providence 21, Maryland 20, Oklahoma 19, Oakland 19, Texas 13, Michigan 13, Virginia Tech 12, Oregon 12, SMU 6, Creighton 6, Georgia Tech 3, Georgia 3, Harvard 2, Arkansas 2, Florida State 1, Nevada 1, South Carolina 1.

"POUND THE ROCK" IS WILDCATS' MANTRA

Since head coach Chris Collins arrived in April 2013, the Wildcats have adopted the mantra of "Pound The Rock." It's based on the quote "The Stonecutter's Credo" by Jacob A. Riis. The quote reads:

"When nothing seems to help, I go look at a stonecutter hammering away at his rock perhaps a hundred times without as much as a crack showing in it. Yet at the hundred and first blow it will split in two, and I know it was not that blow that did it, but all that had gone before."

The mantra is one that also has been adopted by the NBA's San Antonio Spurs.

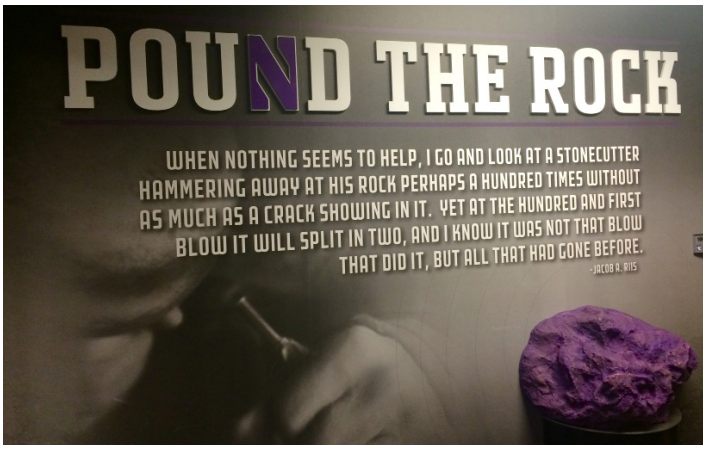

MEDIA INFORMATION

CREDENTIALS

Season and single-game credential requests for Northwestern men's basketball must be requested online at: http://sportssystems.com/northwestern

Phone requests will not be accepted. Reporters may not use a credential to cover the game for another newspaper, TV station, radio or internet site. Failure to comply will result in both agency's credentials being revoked for the entire season.

Credentials can be picked up at the Allstate Arena Ticket Office which is located across Lunt Avenue, north of the arena. Entrance to the arena is via the North VIP entrance off Lunt Avenue. Doors open two hours prior to game time.

IN-SEASON INTERVIEWS

Interviews with Northwestern players and coaches are available to the media upon request throughout the season. To arrange an interview, please contact the athletic communications office at (847) 491-7503. Please place your request at least 24 hours in advance. Interview availability is 30 minutes prior to the start of practice. All pre-practice interviews with players should be concluded well before the start of practice. As a Northwestern policy, players are not permitted to participate in live radio or television call-in shows. **Player home telephone numbers will not be made available to media members.**

PRO SCOUTING PASSES

Scouts of professional teams wishing to attend Northwestern home games should contact Sarah Holmes, Northwestern's director of ticket operations, at (847) 491-4659 or at sarah.holmes@northwestern.edu.

PRACTICE SESSIONS

Media members may attend the first 15 minutes of practice—however, this is subject to change on a daily basis. In order that the Northwestern Athletic Communications Department may be of better service, media members should call ahead to confirm practice time, player and coach interview availability, and media access.

MEDIA ROOM

The media room in Allstate Arena is located between sections 107 and 108 atop the lower seating bowl and is accessible via the concourse. The room will be open approximately two hours prior to tipoff. Game notes and flipcards will be made available. Soda, water and a light meal will be provided to working media only. The postgame press conference will be held in that same room.

PARKING

For the 2017-18 season, all media parking will be handled via a parking list. No physical passes will be issued. Media members who would like their name added to the parking list for a particular contest can do so via the online credential application or can contact Nick Brilowski. Press parking is located in the lot north of Allstate Arena and west of the Allstate Arena Ticket Office. The entrance to the parking area is on Chestnut Street.

PRESS RELEASES AND GAME NOTES

The Northwestern men's basketball game notes, along with statistics and other up-to-date information, can be found at NUsports.com in PDF format. If you wish to receive the PDF release via e-mail, please sign up via the Big Ten Conference's distribution system at office.bigten.org/media.

WELSH-RYAN ARENA RENOVATION

Immediately following the completion of the 2016-17 season, Welsh-Ryan Arena began to undergo a complete renovation that will close off the facility until the fall of 2018.

The project is estimated at a cost of $110 million. A leadership gift from Patrick G. and Shirley W. Ryan, along with a $10 million gift from Stephen R. and Susan K. Wilson, donations from other loyal Northwestern benefactors and the existing athletics maintenance and equipment budget, will fund the project.

The project, part of the 2010 master athletics facilities plan recommendation, will entail a complete renovation of Welsh-Ryan Arena and McGaw Memorial Hall, including:

• New seating throughout the arena, with chair-back seats replacing existing wood bleachers
• Wider, more accessible concourses with improved lighting
• Improved accessibility for the mobility-impaired, with five new elevators replacing the existing one
• New and expanded restrooms, as well as the addition of accessible family restrooms
• New concession areas with twice as many point-of-sale stations for increased efficiency, along with new food and drink offerings
• State-of-the-art lighting, audio and video capabilities in the arena
• Premium seating areas and expansion of the N-Club, which provides space for pre- and post-game events, by more than 400 percent
• Expansion of the building lobby by nearly 50 percent
• A new ticket office
• New locker rooms for men's basketball, women's basketball and volleyball

Northwestern's men's basketball program has announced plans to play its home games at Allstate Arena in Rosemont, Illinois, during the 2017-18 campaign.
The renovation of Welsh-Ryan Arena also will include a state-of-the-art practice facility for basketball, volleyball and other Wildcats programs, the University announced Feb. 7. The enhancement is possible thanks in large part to a gift of up to $20 million from University trustee and alumnus Howard J. Trienens. In recognition of his continuing generosity, the facility will be named the Trienens Performance Center.

Artist's rendering of the renovated Welsh-Ryan Arena

The Trienens Performance Center will feature a fieldhouse with three courts constructed inside the existing Trienens Hall, adjacent to Welsh-Ryan Arena. The facility will allow for construction of larger team locker rooms inside the Arena for men's basketball, women's basketball and volleyball. It also will include:

• Best-in-class athletic training and rehabilitation amenities
• Ultramodern strength and conditioning facilities
• Team meeting rooms with advanced teaching technologies
• Expanded performance nutrition hub
• Offices for men's and women's basketball
• Staff locker rooms

Artist's rendering of the Trienens Performance Center



Artist's rendering of new basketball locker room

2017-18 SCHEDULE

DATE	OPPONENT	TIME/RESULT	RECORD/TV	NU High Scorer	NU High Rebounder	NU High Assists	Attend.
Nov. 10	**Loyola (Md.)**	**W, 79-75**	**1-0, 0-0**	**26, Lindsey**	**9, Lindsey**	**7, McIntosh**	**6,013**
Nov. 13	**St. Peter's ✗**	**W, 75-66**	**2-0, 0-0**	**17, McIntosh**	**7, Law/McIntosh**	**6, Lindsey**	**5,101**
Nov. 15	**Creighton ★**	**L, 92-88**	**2-1, 0-0**	**30, Law**	**6, Skelly**	**9, McIntosh**	**6,384**
Nov. 18	vs. La Salle ✗	W, 82-74	3-1, 0-0	21, McIntosh	8, Law	7, McIntosh	—
Nov. 19	vs. Texas Tech ✗	4:30 p.m.	ESPN2				
Nov. 24	**Sacred Heart ✗**	**7:30 p.m.**	**BTN Plus**				
Nov. 28	at Georgia Tech ❖	6 p.m.	ESPN2				
Dec. 1	**Illinois ***	**8 p.m.**	**BTN**				
Dec. 3	at Purdue *	3 p.m.	BTN				
Dec. 11	**Chicago State**	**6 p.m.**	**FS1**				
Dec. 14	**Valparaiso**	**7 p.m.**	**BTN**				
Dec. 16	at DePaul	1 p.m.	FS1				
Dec. 19	**Lewis**	**7 p.m.**	**BTN Plus**				
Dec. 22	at Oklahoma	6 p.m.	ESPN2				
Dec. 30	**Brown**	**11 a.m.**	**FS1**				
Jan. 2	**Nebraska ***	**8 p.m.**	**BTN**				
Jan. 5	at Penn State *	7 p.m.	FS1				
Jan. 10	**Minnesota ***	**8 p.m.**	**BTN**				
Jan. 14	at Indiana *	12:30/3:30 p.m.	CBS				
Jan. 17	**Ohio State ***	**8 p.m.**	**BTN**				
Jan. 20	**Penn State ***	**1 p.m.**	**BTN**				
Jan. 23	at Minnesota *	8 p.m.	BTN				
Jan. 29	at Michigan *	6 p.m.	FS1				
Feb. 1	at Wisconsin *	7:30 p.m.	FS1				
Feb. 6	**Michigan ***	**6 p.m.**	**BTN**				
Feb. 10	at Maryland *	11 a.m.	ESPN/ESPN2				
Feb. 13	at Rutgers *	8 p.m.	BTN				
Feb. 17	**Michigan State ***	**1 p.m.**	**FOX**				
Feb. 19	**Maryland ***	**6 p.m.**	**FS1**				
Feb. 22	**Wisconsin ***	**6 p.m.**	**ESPN/ESPN2**				
Feb. 25	at Iowa *	6:30 p.m.	BTN				
Feb. 29-March 4	Big Ten Tournament	TBD	TBD				

✗ Basketball Hall of Fame Tip-Off Tournament
★ Gavitt Games
❖ Big Ten/ACC Challenge
* Big Ten game

All times Central
Home games in **bold**

2017-18 Northwestern Basketball
Northwestern Combined Team Statistics (as of Nov 18, 2017)
All games

RECORD:	OVERALL	HOME	AWAY	NEUTRAL
ALL GAMES	3-1	2-1	0-0	1-0
CONFERENCE	0-0	0-0	0-0	0-0
NON-CONFERENCE	3-1	2-1	0-0	1-0

					Total		3-Point		F-Throw		Rebounds											
##	Player	gp-gs	min	avg	fg-fga	fg%	3fg-fga	3fg%	ft-fta	ft%	off	def	tot	avg	pf	dq	a	to	blk	stl	pts	avg
30	Bryant McIntosh	4-4	149	37.2	28-57	.491	8-16	.500	14-14	1.000	4	12	16	4.0	5	0	26	9	2	3	78	19.5
20	Scottie Lindsey	4-4	120	30.0	23-45	.511	12-29	.414	10-14	.714	2	19	21	5.3	11	0	7	2	1	3	68	17.0
4	Vic Law	4-4	142	35.5	23-50	.460	7-21	.333	7-10	.700	9	18	27	6.8	11	0	8	5	8	3	60	15.0
5	Dererk Pardon	4-4	114	28.5	19-34	.559	0-1	.000	13-21	.619	9	14	23	5.8	15	0	3	15	8	0	51	12.8
35	Aaron Falzon	1-0	18	18.0	3-5	.600	3-5	.600	2-2	1.000	0	1	1	1.0	1	0	0	1	0	0	11	11.0
44	Gavin Skelly	4-4	108	27.0	11-17	.647	4-7	.571	11-13	.846	4	12	16	4.0	12	0	6	6	5	1	37	9.3
11	Anthony Gaines	4-0	61	15.3	2-9	.222	1-2	.500	3-4	.750	1	5	6	1.5	8	0	5	6	0	0	8	2.0
25	Barret Benson	4-0	36	9.0	2-6	.333	0-1	.000	3-6	.500	1	11	12	3.0	9	0	1	3	6	0	7	1.8
12	Isiah Brown	4-0	26	6.5	1-6	.167	0-2	.000	2-2	1.000	0	2	2	0.5	4	0	1	4	0	0	4	1.0
23	Jordan Ash	4-0	25	6.3	0-3	.000	0-2	.000	0-0	.000	0	2	2	0.5	2	0	2	0	0	1	0	0.0
14	Rapolas Ivanauskas	1-0	1	1.0	0-0	.000	0-0	.000	0-0	.000	0	0	0	0.0	1	0	0	0	0	0	0	0.0
	Team										6	8	14					1				
	Total.....	4	800		112-232	.483	35-86	.407	65-86	.756	36	104	140	35.0	79	0	59	52	30	11	324	81.0
	Opponents.....	4	800		110-236	.466	31-80	.388	56-78	.718	32	93	125	31.3	79	-	59	45	10	26	307	76.8

TEAM STATISTICS	NU	OPP
SCORING	324	307
Points per game	81.0	76.8
Scoring margin	+4.3	-
FIELD GOALS-ATT	112-232	110-236
Field goal pct	.483	.466
3 POINT FG-ATT	35-86	31-80
3-point FG pct	.407	.388
3-pt FG made per game	8.8	7.8
FREE THROWS-ATT	65-86	56-78
Free throw pct	.756	.718
F-Throws made per game	16.3	14.0
REBOUNDS	140	125
Rebounds per game	35.0	31.3
Rebounding margin	+3.8	-
ASSISTS	59	59
Assists per game	14.8	14.8
TURNOVERS	52	45
Turnovers per game	13.0	11.3
Turnover margin	-1.7	-
Assist/turnover ratio	1.1	1.3
STEALS	11	26
Steals per game	2.8	6.5
BLOCKS	30	10
Blocks per game	7.5	2.5
ATTENDANCE	17498	0
Home games-Avg/Game	3-5833	0-0
Neutral site-Avg/Game	-	1-0

Score by Periods	1st	2nd	Totals
Northwestern	158	166	324
Opponents	124	183	307

Date	Opponent		Score	Att.
11/10/17	LOYOLA (MD.)	W	79-75	6013
11/13/17	SAINT PETER'S	W	75-66	5101
11/15/17	CREIGHTON	L	88-92	6384
11/18/17	vs La Salle	W	82-74	0

* - Conference game

ACTIVE TEAM LEADERS

POINTS
Bryant McIntosh....1,419
Scottie Lindsey....853
Vic Law....727

REBOUNDS
Vic Law....390
Bryant McIntosh....310
Gavin Skelly....294

ASSISTS
Bryant McIntosh....577
Scottie Lindsey....141
Vic Law....112

BLOCKED SHOTS
Gavin Skelly....79
Dererk Pardon....70
Vic Law....41

STEALS
Bryant McIntosh....68
Vic Law....62
Scottie Lindsey....58

3-POINT FIELD GOALS
Bryant McIntosh....139
Scottie Lindsey....131
Vic Law....93

GAMES PLAYED
Bryant McIntosh....104
Gavin Skelly....99
Scottie Lindsey....98

GAMES STARTED
Bryant McIntosh....102
Vic Law....59
Scottie Lindsey....49

CURRENT PLAYERS ON NU CAREER LISTS

POINTS
1. John Shurna, 2009-12....2,038
2. Drew Crawford, 2010-14....1,920
3. Billy McKinney, 1974-77....1,900
4. Evan Eschmeyer, 1995-99....1,805
5. Michael Thompson, 2008-11....1,689

11. Tre Demps, 2012-16....1,518
12. Bryant McIntosh, 2015-present....1,419

ASSISTS
1. Bryant McIntosh, 2015-present....577
2. Michael Thompson, 2008-11....528
3. Patrick Baldwin, 1991-94....452

FREE THROW PERCENTAGE
1. Jeff Grose, 1986-89....862
2. Bryant McIntosh, 2015-present....858
3. Dan Davis, 1967-69....843
4. Jerry Marifke, 1976-79....839

FIELD GOAL PERCENTAGE (min. 100 made)
1. Dererk Pardon, 2016-present....615
2. Evan Eschmeyer, 1995-99....595
3. Paul Schultz, 1981-84....541
4. Walker Lambiotte, 1989-90....513
5. Gavin Skelly, 2015-present....510
6. Brian Schwabe, 1986-80....503
7. Bob Grady, 1979-82....501

BLOCKED SHOTS
1. Alex Olah, 2013-16....181
2. John Shurna, 2009-12....136
3. Kevin Rankin, 1991-94....133
4. Evan Eschmeyer, 1995-99....132
5. Tavaras Hardy, 1999-2002....101
6. Drew Crawford, 2010-14....98
7. Aaron Jennings, 2000-03....90
8. Gavin Skelly, 2015-present....79

THREE-POINT FG PERCENTAGE
1. Todd Leslie, 1989-94....446
   Rex Walters, 1989-90....446
3. Sean Wink, 1997-99....423
4. Nathan Taphorn, 2014-17....414
5. Michael Thompson, 2007-11....409
6. Jeff Grose, 1986-89....402
7. John Shurna, 2009-12....401
8. Kevin Coble, 2007-09....391
9. Vic Law, 2015-pres. 380
10. Craig Moore, 2006-09....379

FIELD GOAL ATTEMPTS
1. Billy McKinney, 1974-77....1,645
2. Drew Crawford, 2010-14....1,575
3. John Shurna, 2009-12....1,509
4. Tre Demps, 2012-16....1,404
5. Jim Stack, 1979-83....1,367
6. Michael Thompson, 2008-11....1,300
7. Jim Burns, 1965-67....1,284
8. Bryant McIntosh, 2015-pres....1,249

LED TEAM IN SCORING

	SEASON	CAREER
Bryant McIntosh	2	38
Vic Law	1	14
Scottie Lindsey	1	13
Aaron Falzon	0	3
Isiah Brown	0	1
Gavin Skelly	0	1
Dererk Pardon	0	1

30+ POINT GAMES

	SEASON	CAREER
Bryant McIntosh	0	2
Vic Law	1	1
Scottie Lindsey	0	1

20+ POINT GAMES

	SEASON	CAREER
Bryant McIntosh	2	21
Scottie Lindsey	2	7
Vic Law	1	5
Aaron Falzon	0	2
Dererk Pardon	0	1

10+ POINT GAMES

	SEASON	CAREER
Bryant McIntosh	4	74
Scottie Lindsey	4	44
Vic Law	3	36
Dererk Pardon	3	18
Aaron Falzon	1	12
Gavin Skelly	2	10
Isiah Brown	0	9
Jordan Ash	0	1

20+ REBOUND GAMES

	SEASON	CAREER
Dererk Pardon	0	1

10+ REBOUND GAMES

	SEASON	CAREER
Dererk Pardon	0	8
Vic Law	0	3
Gavin Skelly	0	2

10+ ASSIST GAMES

	SEASON	CAREER
Bryant McIntosh	0	5

DOUBLE-DOUBLES

	SEASON	CAREER
Dererk Pardon	0	5
Vic Law	0	2
Gavin Skelly	0	1
Bryant McIntosh	0	1

Game 1
#19/20 NU 79, Loyola (Md.) 75
Nov. 10, 2017 • Rosemont, Ill.

Northwestern started its season off on a positive note with a 79-75 win over Loyola (Md.) in the season-opener for both teams at Allstate Arena. Scottie Lindsey finished with a game-high 26 points, while adding a career-high nine rebounds. Bryant McIntosh contributed 16 points, seven assists, four rebounds and a team-high three steals, including one with 16 seconds left to help seal the victory for the 'Cats. The Wildcats played lockdown defense in the first half, holding the Greyhounds to 24 points and just 8-of-30 shooting. Pardon and sophomore Barret Benson each added two blocks and four defensive rebounds in the period, while the 'Cats finished the half with seven total blocks as a team. Northwestern held Loyola without a field goal for almost eight minutes midway through the half, during which the #B1GCats went on a 16-0 run to take the lead. Pardon had six points during the run while Lindsey added 10 points, including back-to-back 3-pointers to give Northwestern a 20-8 lead. The Wildcats finished the half on an 11-3 run, capped off with an emphatic dunk by Lindsey to send Northwestern into the break with a 37-24 lead. Lindsey led all players with 14 points on 50.0-percent shooting in the half. McIntosh kickstarted the Northwestern offense to start the second half, hitting back-to-back jumpers to give him 10 points on the night. However, Loyola rallied back in the second half thanks to a much improved 55.0-percent field goal percentage, including shooting 7-of-8 from behind the arc. In the game's last five minutes, Lindsey finished with seven points, while McIntosh added four points along with a steal. McIntosh hit a pair of free throws in the game's final seconds to secure the victory.

Loyola (Md.) 75 • 0-1

##	Player		Total FG-FGA	3-Ptr FG-FGA	FT-FTA	Rebounds Off	Def	Tot	PF	TP	A	TO	Blk	Stl	Min
22	Gregory, Cam	f	6-11	0-0	6-7	4	7	11	4	18	2	4	0	1	38
41	Langendoerfer, Ian	f	0-3	0-2	3-3	0	1	1	4	3	0	0	0	0	11
10	Kostecka, Andrew	g	8-14	3-5	3-6	1	3	4	4	22	2	2	0	3	33
2	Walker, Andre	g	3-10	0-2	2-5	0	2	2	4	8	4	3	0	0	28
5	Fives, James	g	1-4	1-2	2-2	3	8	11	3	5	2	2	0	1	30
0	Hart, Isaiah		2-9	0-1	1-2	0	2	2	3	5	3	2	2	1	28
15	Norton, Sam		0-0	0-0	1-2	1	2	3	1	1	1	0	0	0	4
23	Holcombe, Brent		4-8	4-5	1-2	1	2	3	5	13	0	3	0	0	23
4	Provo, Nevell		0-0	0-0	0-0	0	1	1	2	0	0	1	0	0	5
	Team					2	4	6				1			
	Totals		24-59	8-17	19-29	12	32	44	30	75	14	18	2	6	200

FG % 1st Half:	8-30	26.7%	2nd half:	16-29	55.2%	Game: 24-59	40.7%
3FG % 1st Half:	1-9	11.1%	2nd half:	7-8	87.5%	Game: 8-17	47.1%
FT % 1st Half:	7-10	70.0%	2nd half:	12-19	63.2%	Game: 19-29	65.5%

Deadball Rebounds 4

Northwestern 79 • 1-0

##	Player		Total FG-FGA	3-Ptr FG-FGA	FT-FTA	Rebounds Off	Def	Tot	PF	TP	A	TO	Blk	Stl	Min
20	Scottie Lindsey	f	9-20	4-11	4-8	1	8	9	2	26	0	0	1	1	35
4	Vic Law	f	4-12	1-4	3-5	1	6	7	4	12	1	0	3	0	35
44	Gavin Skelly	f	1-1	0-0	1-2	0	2	2	4	3	1	2	2	1	19
5	Dererk Pardon	c	6-9	0-0	4-10	5	2	7	4	16	0	3	3	0	29
30	Bryant McIntosh	g	4-13	0-5	8-8	2	2	4	1	16	7	4	1	3	38
11	Anthony Gaines		0-2	0-0	2-2	0	1	1	4	2	1	3	0	0	12
12	Isiah Brown		1-2	0-0	2-2	0	1	1	1	4	1	1	0	0	14
23	Jordan Ash		0-0	0-0	0-0	0	0	0	1	0	1	0	0	0	8
25	Barret Benson		0-2	0-1	0-0	0	5	5	4	0	1	1	2	0	10
	Team					3	2	5				1			
	Totals		25-61	5-21	24-37	12	29	41	25	79	13	15	12	5	200

FG % 1st Half:	14-30	46.7%	2nd half:	11-31	35.5%	Game: 25-61	41.0%
3FG % 1st Half:	2-9	22.2%	2nd half:	3-12	25.0%	Game: 5-21	23.8%
FT % 1st Half:	7-9	77.8%	2nd half:	17-28	60.7%	Game: 24-37	64.9%

Deadball Rebounds 5

Officials: D.J. Carstensen, Paul Szelc, John Floyd
Technical fouls: Loyola (Md.)-Walker, Andre. Northwestern-None.
Attendance: 6013

Score by periods	1st	2nd	Total
Loyola (Md.)	24	51	**75**
Northwestern	37	42	**79**

Points	In Paint	Off T/O	2nd Chance	Fast Break	Bench
LOYOLA	22	12	13	0	19
NU	32	23	13	7	6

Last FG - LOYOLA 2nd-01:31, NU 2nd-02:13.
Largest lead - LOYOLA by 4 1st-16:32, NU by 17 2nd-19:17.
LOYOLA led for 03:00. NU led for 33:14. Game was tied for 03:46.

Score tied - 6 times.
Lead changed - 7 times.

Game 2
#20/20 NU 75, Saint Peter's 66
Nov. 13, 2017 • Rosemont, Ill.

Five Northwestern players scored in double figures and the Wildcats finished with a 34-16 rebounding advantage en route to a 75-66 victory over Saint Peter's at Allstate Arena. Bryant McIntosh led the way with 17 points and matched his career high with seven rebounds. The Wildcats' starting frontcourt of Dererk Pardon and Gavin Skelly added 15 and 14 points, respectively. The Wildcats started out fast thanks to an early 8-0 run. Skelly energized the run with two highlight-reel dunks, including a thunderous alley-oop from Law followed by a put-back slam. Moments later, Lindsey drained a 3-pointer to extend the lead to 11-3 and force Saint Peter's to call a timeout. Skelly led all players at the half with eight points and four rebounds. McIntosh and Pardon each finished the period with seven points. The Wildcats went into halftime with a 32-25 lead thanks to an efficient offensive performance and disciplined defense in the first half. The #B1GCats started the second half red hot from behind the arc. Skelly, Lindsey and Law each hit a triple on NUs first three possessions of the period. A layup by Pardon followed by a McIntosh jumper helped improve the 'Cats' shooting numbers to 5-of-6 to start the half. The jumper opened the lead up to 15 and forced another Peacocks' timeout. Anthony Gaines turned in a strong stretch of play midway through the second half, scoring five consecutive points including his first-career 3-pointer to extend NU's lead to 18 points. Saint Peter's wouldn't go away as an 11-3 run brought them back within 10 points midway throught the second half, but Northwestern shut the door on any further comeback efforts. The Wildcats finished the night shooting 48.9 percent from the field and 23-of-24 from the free throw line.

Saint Peter's 66 • 0-2

##	Player		Total FG-FGA	3-Ptr FG-FGA	FT-FTA	Rebounds Off	Def	Tot	PF	TP	A	TO	Blk	Stl	Min
11	Enechionyia, Nnamdi	f	0-4	0-4	0-0	0	0	0	3	0	4	0	0	0	22
23	Idowu, Samuel	f	4-8	2-5	4-4	0	0	0	2	14	0	1	2	2	20
24	Taylor, Quinn	f	2-3	2-3	4-7	1	1	2	4	10	4	1	0	4	29
0	Griffin, Nick	g	7-12	3-5	2-2	0	3	3	2	19	2	0	0	0	34
1	Turner, Davauhnte	g	3-6	1-3	0-0	1	0	1	1	7	5	3	0	0	32
12	Livingston, Jeremiah		0-4	0-1	0-0	0	1	1	3	0	3	0	0	1	16
15	Ndiaye, Mamadou		1-3	0-0	0-0	0	1	1	1	2	0	1	0	0	10
21	Powell, Julian		0-1	0-1	0-0	1	1	2	1	0	0	1	1	1	9
25	Jones, Cameron		5-8	2-4	2-2	0	3	3	3	14	0	1	0	2	28
	Team					0	3	3				2			
	Totals		22-49	10-26	12-15	3	13	16	20	66	18	10	3	10	200

FG % 1st Half:	10-26	38.5%	2nd half:	12-23	52.2%	Game: 22-49	44.9%
3FG % 1st Half:	5-14	35.7%	2nd half:	5-12	41.7%	Game: 10-26	38.5%
FT % 1st Half:	0-0	0.0%	2nd half:	12-15	80.0%	Game: 12-15	80.0%

Deadball Rebounds 2

Northwestern 75 • 2-0

##	Player		Total FG-FGA	3-Ptr FG-FGA	FT-FTA	Rebounds Off	Def	Tot	PF	TP	A	TO	Blk	Stl	Min
4	Vic Law	f	4-8	1-4	1-1	2	5	7	1	10	1	2	1	2	35
44	Gavin Skelly	f	4-7	1-3	5-5	3	3	6	4	14	1	2	1	0	31
5	Dererk Pardon	c	4-9	0-0	7-8	1	3	4	3	15	3	5	0	0	36
20	Scottie Lindsey	g	3-5	2-4	4-4	0	3	3	4	12	6	0	0	0	29
30	Bryant McIntosh	g	5-9	1-2	6-6	0	7	7	2	17	3	2	1	0	37
11	Anthony Gaines		2-4	1-1	0-0	0	1	1	2	5	0	3	0	0	15
12	Isiah Brown		0-1	0-1	0-0	0	1	1	1	0	0	1	0	0	4
23	Jordan Ash		0-2	0-1	0-0	0	0	0	0	0	1	0	0	0	10
25	Barret Benson		1-2	0-0	0-0	0	1	1	0	2	0	2	1	0	3
	Team					3	1	4							
	Totals		23-47	6-16	23-24	9	25	34	17	75	15	17	4	2	200

FG % 1st Half:	10-20	50.0%	2nd half:	13-27	48.1%	Game: 23-47	48.9%
3FG % 1st Half:	2-4	50.0%	2nd half:	4-12	33.3%	Game: 6-16	37.5%
FT % 1st Half:	10-11	90.9%	2nd half:	13-13	100.0	Game: 23-24	95.8%

Deadball Rebounds 3

Officials: Terry Wymer, Keith Kimble, Brooks Wells
Technical fouls: Saint Peter's-None. Northwestern-None.
Attendance: 5101

Score by periods	1st	2nd	Total
Saint Peter's	25	41	**66**
Northwestern	32	43	**75**

Points	In Paint	Off T/O	2nd Chance	Fast Break	Bench
SPUM	18	14	0	6	16
NU	28	14	10	7	7

Last FG - SPUM 2nd-00:32, NU 2nd-01:25.
Largest lead - SPUM by 2 1st-08:24, NU by 18 2nd-12:22.
SPUM led for 01:59. NU led for 35:03. Game was tied for 02:58.

Score tied - 2 times.
Lead changed - 2 times.

Game 3
Creighton 92, #20/20 NU 88
Nov. 15, 2017 • Rosemont, Ill.

Vic Law scored a career-high 30 points but No. 20 Northwestern was unable to complete a furious second-half comeback as the Wildcats fell to the Creighton, 92-88, at Allstate Arena as part of the Gavitt Tipoff Games. Bryant McIntosh added 24 points along with a team-high nine assists. Five consecutive baskets for Creighton helped the Bluejays pull ahead with a 22-13 lead, however Northwestern continued to fight offensively to keep the score close. Despite six consecutive field goals by the 'Cats midway through the half, a 10-0 run by Creighton opened up their lead to 15 late in the first half, but the #B1GCats would not go away. The Wildcats went on a 7-2 run to close the first half, holding Creighton without a field goal for the final 2:52 of the half to head into the locker room trailing, 51-43. A 7-0 run to begin to half cut the NU deficit to just one. Northwestern kept its foot on the gas pedal as Law converted on four-point play to give the 'Cats a 56-55 lead with 17:02 remaining. Following a Creighton basket on the ensuing possession, Law stayed hot as he drained a fade-away three to put Northwestern back on top, 59-57. The Bluejays kept answering every NU charge, though. With the 'Cats trailing by seven with under four minutes left, Law scored four straight points to close the deficit to three. A basket by Martin Krampelj and a free throw by Ronnie Harrell Jr. made it a six-point game, but a triple by Scottie Lindsey cut the margin in half. A putback basket by Krampelj extended the guests' lead to five. After Gavin Skelly hit a 3-pointer to cut the Bluejays' lead to 90-88 with 18 seconds remaining, Khyri Thomas converted on two free throws to make the score 92-88 and seal the game for Creighton.

Creighton 92 • 3-0

##	Player		Total FG-FGA	3-Ptr FG-FGA	FT-FTA	Rebounds Off	Def	Tot	PF	TP	A	TO	Blk	Stl	Min
15	KRAMPELJ,Martin	f	7-9	1-1	2-2	2	3	5	4	17	3	1	1	0	26
32	HEGNER,Toby	f	2-3	0-0	0-0	0	0	0	0	4	1	0	0	0	5
0	FOSTER,Marcus	g	3-11	2-3	4-4	0	0	0	3	12	2	2	1	0	35
1	MINTZ,Davion	g	0-2	0-0	2-2	0	4	4	2	2	3	0	0	0	19
2	THOMAS,Khyri	g	9-16	1-3	5-5	1	10	11	1	24	5	1	1	1	38
24	BALLOCK,Mitch		3-6	0-1	0-0	0	4	4	1	6	1	1	0	0	21
4	HARRELL JR.,Ronnie		2-4	0-0	1-3	1	3	4	3	5	2	1	0	0	21
44	SUAREZ,Manny		4-9	0-2	0-0	2	3	5	3	8	0	1	0	0	14
5	ALEXANDER,Ty-Shon		5-8	4-6	0-0	0	3	3	0	14	2	2	0	0	21
	Team					1	1	2							
	Totals		35-68	8-16	14-16	7	31	38	17	92	19	9	3	1	200

FG % 1st Half:	20-36	55.6%	2nd half:	15-32	46.9%	Game: 35-68	51.5%
3FG % 1st Half:	4-10	40.0%	2nd half:	4-6	66.7%	Game: 8-16	50.0%
FT % 1st Half:	7-7	100.0	2nd half:	7-9	77.8%	Game: 14-16	87.5%

Deadball Rebounds 3,1

Northwestern 88 • 2-1

##	Player		Total FG-FGA	3-Ptr FG-FGA	FT-FTA	Rebounds Off	Def	Tot	PF	TP	A	TO	Blk	Stl	Min
4	Vic Law	f	11-19	5-10	3-4	2	3	5	4	30	1	2	2	1	39
44	Gavin Skelly	f	4-7	3-4	3-4	0	6	6	1	14	1	0	2	0	36
5	Dererk Pardon	c	3-7	0-1	0-1	1	4	5	4	6	0	3	3	0	25
20	Scottie Lindsey	g	3-8	2-7	2-2	0	3	3	4	10	1	0	0	1	22
30	Bryant McIntosh	g	11-20	2-3	0-0	2	2	4	1	24	9	1	0	0	40-
11	Anthony Gaines		0-3	0-1	1-2	1	3	4	1	1	4	0	0	0	22
12	Isiah Brown		0-1	0-1	0-0	0	0	0	2	0	0	0	0	0	5
23	Jordan Ash		0-1	0-1	0-0	0	1	1	1	0	0	0	0	1	2
25	Barret Benson		0-1	0-0	3-6	1	2	3	1	3	0	0	0	0	9
	Team					0	1	1							
	Totals		32-67	12-28	12-19	7	25	32	19	88	16	6	7	3	200

FG % 1st Half:	16-34	47.1%	2nd half:	16-33	48.5%	Game: 32-67	47.8%
3FG % 1st Half:	6-14	42.9%	2nd half:	6-14	42.9%	Game: 12-28	42.9%
FT % 1st Half:	5-9	55.6%	2nd half:	7-10	70.0%	Game: 12-19	63.2%

Deadball Rebounds 3

Officials: Pat Driscoll, Brian O'Connell, Tim Clougherty
Technical fouls: Creighton-None. Northwestern-None.
Attendance: 6384

Score by periods	1st	2nd	Total
Creighton	51	41	**92**
Northwestern	43	45	**88**

Points	In Paint	Off T/O	2nd Chance	Fast Break	Bench
CU	48	9	12	2	33
NU	26	8	5	5	4

Last FG - CU 2nd-00:27, NU 2nd-00:18.
Largest lead - CU by 15 1st-05:12, NU by 2 2nd-16:27.
CU led for 36:20. NU led for 01:54. Game was tied for 01:46.

Score tied - 3 times.
Lead changed - 10 times.

Game 4
#19/20 NU 82, La Salle 74
Nov. 18, 2017 • Uncasville, Conn.

Bryant McIntosh and Scottie Lindsey combined for 41 points to lead Northwestern over La Salle, 82-74, in the 2017 Hall of Fame Tip-Off Tournament at Mohegan Sun Arena. McIntosh scored a team-high 21 points with a 5-of-6 mark behind arc, while Lindsey dropped 20 points to go along with six rebounds. Aaron Falzon made his season debut after missing the majority of the 2016-17 campaign due to injury, scoring 11 points on a trio of 3-pointers and pair of free throws. The contest was knotted at 13 just over eight minutes into the contest when NU took control. An 8-1 run put the 'Cats up by seven, 21-14, with 9:38 remaining before halftime. The advantage was 23-18 with eight minutes remaining, but the Wildcats closed the opening stanza on a 23-6 run to take a convincing 46-24 advantage into halftime. The Wildcats connected on six of their 10 3-point attempts over the opening half with McIntosh (11 first-half points) leading the way by knocking down each of his three triple tries. Northwestern shot a blistering 62.1 percent (18-29) from the field while holding the Explorers to 31.3 percent shooting (10-32) in the opening half. The lead grew to 26 before a 12-point La Salle run got the Explorers within 14 with 16 minutes remaining. Falzon ended the opposing surge by knocking down his second 3-pointer of the game. The Explorers, who connected on 10 of their first 12 field goal attempts to open the second stanza, crept to within eight, 59-51, but Lindsey's third trey pushed the lead back to double digits. B.J. Johnson, who hit each of his first six field goal attempts of the half, led La Salle's charge back as it got within seven, but a 3-pointer by McIntosh and a dunk by Pardon extended the lead back to 12. NU eventually pushed the advantage to 20 with 3:15 remaining before La Salle used a 12-point run to close the game.

La Salle 74 • 3-1

			Total	3-Ptr		Rebounds									
##	Player		FG-FGA	FG-FGA	FT-FTA	Off	Def	Tot	PF	TP	A	TO	Blk	Stl	Min
00	POWELL, Pookie	*	3-11	1-5	1-2	0	3	3	0	8	5	1	0	0	32
02	STUKES, Amar	*	3-9	0-4	3-3	0	1	1	3	9	1	1	0	2	36
05	WASHINGTON, Tony	*	4-6	0-0	0-1	1	2	3	4	8	0	2	0	0	27
13	PHIRI, Saul	*	2-5	1-4	0-0	1	0	1	0	5	0	1	0	2	26
20	JOHNSON, B.J.	*	9-15	2-4	2-5	4	3	7	1	22	0	2	0	3	36
01	SHULER, Johnnie		1-2	0-1	0-0	0	0	0	0	2	0	0	0	0	9
03	MOULTRIE, Jamir		1-1	0-0	0-0	0	0	0	0	2	0	0	0	1	3
04	BROOKINS, Miles		3-3	0-0	2-2	0	2	2	4	8	1	0	0	0	14
10	DEAS, Isiah		3-8	1-3	2-3	1	4	5	0	9	1	1	1	1	15
23	JOSEPH, Dajour		0-0	0-0	0-0	0	0	0	0	0	0	0	0	0	1
31	SULLIVAN, Cian		0-0	0-0	1-2	0	0	0	0	1	0	0	1	0	1
	Team					3	2	5							
	Totals		29-60	5-21	11-18	10	17	27	12	74	8	8	2	9	200

FG % 1st Half:	10-32	31.3%	2nd half:	19-28	67.9%	Game:	29-60	48.3%
3FG % 1st Half:	2-13	15.4%	2nd half:	3-8	37.5%	Game:	5-21	23.8%
FT % 1st Half:	2-4	50.0%	2nd half:	9-14	64.3%	Game:	11-18	61.1%

Deadball Rebounds 3

Northwestern 82 • 3-1

			Total	3-Ptr		Rebounds									
##	Player		FG-FGA	FG-FGA	FT-FTA	Off	Def	Tot	PF	TP	A	TO	Blk	Stl	Min
04	Vic Law	*	4-11	0-3	0-0	4	4	8	2	8	5	1	2	0	33
05	Dererk Pardon	*	6-9	0-0	2-2	2	5	7	4	14	0	4	2	0	24
20	Scottie Lindsey	*	8-12	4-7	0-0	1	5	6	1	20	0	2	0	1	34
30	Bryant McIntosh	*	8-15	5-6	0-0	0	1	1	1	21	7	2	0	0	34
44	Gavin Skelly	*	2-2	0-0	2-2	1	1	2	3	6	3	2	0	0	22
11	Anthony Gaines		0-0	0-0	0-0	0	0	0	1	0	0	0	0	0	12
12	Isiah Brown		0-2	0-0	0-0	0	0	0	0	0	0	2	0	0	3
14	Rapolas Ivanauskas		0-0	0-0	0-0	0	0	0	1	0	0	0	0	0	1
23	Jordan Ash		0-0	0-0	0-0	0	1	1	0	0	0	0	0	0	5
25	Barret Benson		1-1	0-0	0-0	0	3	3	4	2	0	0	3	0	14
35	Aaron Falzon		3-5	3-5	2-2	0	1	1	1	11	0	1	0	0	18
	Team					0	4	4							
	Totals		32-57	12-21	6-6	8	25	33	18	82	15	14	7	1	200

FG % 1st Half:	18-29	62.1%	2nd half:	14-28	50.0%	Game:	32-57	56.1%
3FG % 1st Half:	6-10	60.0%	2nd half:	6-11	54.5%	Game:	12-21	57.1%
FT % 1st Half:	4-4	100.0	2nd half:	2-2	100.0	Game:	6-6	100.0

Deadball Rebounds 0

Officials: Brian Dorsey, Rob Riley, Bobby Daw
Technical fouls: La Salle-None. Northwestern-None.
Attendance:

Score by periods	1st	2nd	Total
La Salle	24	50	**74**
Northwestern	46	36	**82**

Points	In Paint	Off T/O	2nd Chance	Fast Break	Bench
LAS	42	23	10	4	22
NU	30	12	10	0	13

Last FG - LAS 2nd-00:07, NU 2nd-03:15.
Largest lead - LAS None, NU by 26 2nd-18:34.
LAS led for 00:00. NU led for 37:33. Game was tied for 02:27.

Score tied - 2 times.
Lead changed - 0 times.

THE LAST TIME IT HAPPENED...

TEAM

Ranked in AP Top 25	#20, 11/13/17
Defeated a team ranked in AP Top 25	#25 Maryland; W, 72-64; 3/10/17
Defeated an AP Top 10 team	at #7 Wisconsin; W, 66-59; 2/12/17
Defeated an AP Top 10 team on the road	at #7 Wisconsin; W, 66-59; 2/12/17
Defeated an AP Top 5 team	#4 Michigan State; W, 83-65; 1/27/79
Defeated the No. 1 team in AP poll	Yet to happen
Faced the No. 1 team in AP poll	at Michigan; L, 68-46; 1/30/13
Played an overtime game	vs. Michigan; L, 72-70; 3/10/16
Won an overtime game	at DePaul; W, 78-70; 12/19/15
Played two-overtime game	Michigan; W, 82-78; 3/3/15
Played three-overtime game	at Michigan State; W, 75-73; 2/23/80
Won on a buzzer-beater	Michigan; W, 67-65; 3/1/17 (Dererk Pardon layup)
Scored 100+ points	W, 103-67 vs. Sacred Heart; 12/21/15
Scored 55+ points in a half	55 vs. Sacred Heart (2nd half); 12/21/15
Shot 60% or better from the field	.600 (30-50) vs. Rutgers; 3/9/17
Shot 65% or better from the field	.674 (29-43) vs. Arkansas State; 12/3/07
Shot 95% or better from the free throw line	.958 (23-24) vs. Saint Peter's; 11/13/17
Shot 100% from the free throw line	18-18 vs. Northern Kentucky; 12/27/14
50+ rebounds	50 vs. Mississippi Valley State; 11/11/16
Held opponent to 20 rebounds or less	16 vs. Saint Peter's; 11/13/17
30+ assists	33 vs. Rutgers*; 2/27/16
10+ blocked shots	12 vs. Loyola (Md.), 11/10/17
15+ steals	18 vs. Howard; 12/20/07
20+ steals	22 vs. Penn State*; 3/11/04
15+ 3-point field goals made	17 vs. Rutgers; 2/27/16
20+ 3-point field goals	20 vs. Mississippi Valley State*; 12/2/11
5 or fewer turnovers	5 vs. Eastern Washington; 11/14/16
Opponent committed 20+ turnovers	21 vs. New Orleans; 12/11/16
Held opponent to 25% or worse shooting	.250 (15-60) vs. Chicago State; 12/13/15
Held opponent to 30% or worse shooting	.290 (20-69) vs. Mississippi Valley State; 12/15/15
Held opponent to 30 points or less	30 vs. Oakland; 11/21/98
Held opponent to 40 points or less	35 vs. Chicago State; 12/13/15
Held opponent to 15 points or less in a half	15 vs. Chicago State (1st half); 12/13/15

INDIVIDUAL

20+ points	Bryant McIntosh (21), Scottie Lindsey (20) vs. La Salle; 11/18/17
30+ points	Vic Law, 30 vs. Creighton; 11/15/17
35+ points	John Shurna, 37 vs. LSU; 11/17/11
40+ points	Rich Falk, 49 vs. Iowa*; 2/24/64
20+ points in a half	Vic Law, 23 vs. Creighton (2nd half); 11/15/17
25+ points in a half	John Shurna, 25 at Northern Illinois (2nd half); 11/12/10
20+ points off the bench	Dererk Pardon, 28 at Nebraska; 12/30/15
30+ points off the bench	Jeff Grose, 32 vs. Rutgers*; 12/5/88
10+ rebounds	Dererk Pardon, 11 vs. Vanderbilt; 3/16/17
20+ rebounds	Dererk Pardon, 22 vs. Nebraska; 1/26/17
10+ assists	Bryant McIntosh, 10 vs. Iowa; 1/15/17
5+ blocked shots	Dererk Pardon, 8 at Rutgers; 1/12/17
10+ blocked shots	Jim Pitts, 10 vs. Purdue*; 1/8/66
5+ steals	Sanjay Lumpkin, 5 vs. Iowa; 1/25/14
10+ steals	Yet to happen
7+ 3-point field goals	John Shurna, 9 vs. Eastern Illinois*; 12/18/11
10+ free throws made	Drew Crawford, 13 at Purdue; 3/9/14
15+ free throws made	Evan Eschmeyer, 17 vs. Minnesota*; 2/27/99
Five players score in double figures	5 vs. Saint Peter's; 11/13/17
Six players score in double figures	6 vs. IUPUI; 12/20/16
Two players with 20+ points	Bryant McIntosh (21) and Scottie Lindsey (20) vs. La Salle; 11/18/17
20+ points, 10+ rebounds	Alex Olah (20P, 13R) vs. Michigan; 3/10/16
20+ points, 10+ assists	Bryant McIntosh (20P, 10A) vs. Iowa; 1/15/17
Double-double (points/rebounds)	Dererk Pardon (14P, 11R) vs. Vanderbilt; 3/16/17
Double-double (points/assists)	Bryant McIntosh (20P, 10A) vs. Iowa; 1/15/17
Two players with double-doubles	Drew Crawford (26P, 10R) & Sanjay Lumpkin (13P, 10R) vs. Miss. Valley St.; 12/16/13
Triple-double	Evan Eschmeyer (27P, 12R, 10A) at Indiana; 1/13/99
Perfect at free throw line (min. 10 attempts)	Michael Thompson (11-11) at Indiana; 2/19/11

** school record*

4

VIC LAW

6-7 • 200 • R-Jr. • Forward
South Holland, Ill.
St. Rita

2017-18 SEASON NOTES

• Recorded 12 points, 7 rebounds and 3 blocks in a season-opening win over Loyola (Md.) (11/12/17)
• Tallied a career-best 30 points, including 23 in the second half, while matching a career high with five 3-pointers vs. Creighton (11/15)
• Finished just shy of recording a double-double in a win over La Salle, posting 8 points, 8 rebounds and 5 assists (11/18)

LAW'S GAME-BY-GAME STATISTICS

Opponent	GS	FG	3FG	FT	Reb	Pts	A	TO	B	S	Min
Loyola (Md.)	*	4-12	1-4	3-5	7	12	1	0	3	0	35
Saint Peter's	*	4-8	1-4	1-1	7	10	1	2	1	2	35
Creighton	*	11-19	5-10	3-4	5	30	1	2	2	1	39
vs. La Salle	*	4-11	0-3	0-0	8	8	5	1	2	0	33

VIC LAW'S CAREER HIGHS

Points ..... 30 vs. Creighton (11/15/17)
Rebounds ..... 12 (2x) last vs. Indiana (1/29/17)
FG ..... 11 vs. Creighton (11/15/17)
3-pt FG ..... 5 (3x) last vs. Creighton (11/15/17)
FT ..... 9 (2x) last at Rutgers (1/12/17)
Assists ..... 5 (2x) last at Penn State (12/27/16)
Steals ..... 3 (2x) last at Purdue (2/1/17)
Minutes ..... 40- at Wisconsin (2/12/17)

5

DERERK PARDON

6-8 • 235 • Jr. • Center
Cleveland, Ohio
Villa Angela-St. Joseph

2017-18 SEASON NOTES

• Posted 16 points, 7 rebounds and 3 blocks in a season-opening win over Loyola (Md.) (11/12/17)
• Tallied 15 points in a victory over Saint Peter's (11/13)
• Recorded 14 points and 7 rebounds in a win over La Salle (11/18)

PARDON'S GAME-BY-GAME STATISTICS

Opponent	GS	FG	3FG	FT	Reb	Pts	A	TO	B	S	Min
Loyola (Md.)	*	6-9	0-0	4-10	7	16	0	3	3	0	29
Saint Peter's	*	4-9	0-0	7-8	4	15	3	5	0	0	36
Creighton	*	3-7	0-1	0-1	5	6	0	3	3	0	25
vs. La Salle	*	6-9	0-0	2-2	7	14	0	4	2	0	24

DERERK PARDON'S CAREER HIGHS

Points ..... 28 at Nebraska (12/30/15)
Rebounds ..... 22 vs. Nebraska (1/26/17)
FG ..... 11 at Nebraska (12/30/15)
3-pt FG ..... none
FT ..... 7 vs. Saint Peter's (11/13/17)
Assists ..... 4 (2x) last vs. Purdue (3/5/17)
Steals ..... 3 at Purdue (2/1/17)
Minutes ..... 37 vs. Vanderbilt (3/16/17)

10

CHARLIE HALL

6-5 • 210 • Jr. • Forward
Los Angeles, Calif.
Crossroads School

2017-18 SEASON NOTES

• Yet to appear in a game this season

HALL'S GAME-BY-GAME STATISTICS

Opponent	GS	FG	3FG	FT	Reb	Pts	A	TO	B	S	Min
Loyola (Md.)					DNP						
Saint Peter's					DNP						
Creighton					DNP						
vs. La Salle					DNP						

CHARLIE HALL'S CAREER HIGHS

Points ..... none
Rebounds ..... 2 vs. Rutgers (3/9/17)
FG ..... none
3-pt FG ..... none
FT ..... none
Assists ..... none
Steals ..... none
Minutes ..... 4 vs. Sacred Heart (12/21/15)

11

ANTHONY GAINES

6-4 • 205 • Fy. • Guard
Kingston, N.Y.
New Hampton School (N.H.)

2017-18 SEASON NOTES

• Made collegiate debut in a season-opening win over Loyola (Md.) (11/10)
• Scored 5 points, including hitting the first 3-point attempt of his career, in a victory over Saint Peter's (11/13)
• Posted 4 rebounds and 4 assists vs. Creighton (11/15)

GAINES' GAME-BY-GAME STATISTICS

Opponent	GS	FG	3FG	FT	Reb	Pts	A	TO	B	S	Min
Loyola (Md.)		0-2	0-0	2-2	1	2	1	3	0	0	12
Saint Peter's		2-4	1-1	0-0	1	5	0	3	0	0	15
Creighton		0-3	0-1	1-2	4	1	4	0	0	0	22
vs. La Salle		0-0	0-0	0-0	0	0	0	0	0	0	12

ANTHONY GAINES' CAREER HIGHS

Points ..... 5 vs. Saint Peter's (11/13/17)
Rebounds ..... 4 vs. Creighton (11/15/17)
FG ..... 2 vs. Saint Peter's (11/13/17)
3-pt FG ..... 1 vs. Saint Peter's (11/13/17)
FT ..... 2 vs. Loyola (Md.) (11/10/17)
Assists ..... 4 vs. Creighton (11/15/17)
Steals ..... none
Minutes ..... 22 vs. Creighton (11/15/17)

12

ISIAH **BROWN**

6-2 • 190 • So. • Guard
Lynnwood, Wash.
Lakeside

2017-18 SEASON NOTES

• Has appeared in each of team's firs four games off the bench

BROWN'S GAME-BY-GAME STATISTICS

Opponent	GS	FG	3FG	FT	Reb	Pts	A	TO	B	S	Min
Loyola (Md.)		1-2	0-0	2-2	1	4	1	1	0	0	14
Saint Peter's		0-1	0-1	0-0	1	0	0	1	0	0	4
Creighton		0-1	0-1	0-0	0	0	0	0	0	0	5
vs. La Salle		0-2	0-0	0-0	0	0	0	2	0	0	3

ISIAH BROWN'S CAREER HIGHS

Points ..... 19 vs. Maryland (2/15/17)
Rebounds ..... 4 (2x) last vs. Maryland (2/15/17)
FG ..... 6 vs. Maryland (2/15/17)
3-pt FG ..... 3 vs. IUPUI (12/20/16)
FT ..... 5 (3x) last vs. Maryland (2/15/17)
Assists ..... 4 (2x) last vs. IUPUI (12/20/16)
Steals ..... 2 (4x) last vs. Maryland (2/15/17)
Minutes ..... 34 at Purdue (2/1/17)

14

RAPOLAS **IVANAUSKAS**

6-9 • 230 • R-Fy. • Forward
Barrington, Ill.
Brewster Academy (N.H.)

2017-18 SEASON NOTES

• Appeared in first collegiate game vs. La Salle (11/18)

IVANAUSKAS' GAME-BY-GAME STATISTICS

Opponent	GS	FG	3FG	FT	Reb	Pts	A	TO	B	S	Min
Loyola (Md.)					DNP						
Saint Peter's					DNP						
Creighton					DNP						
vs. La Salle		0-0	0-0	0-0	0	0	0	0	0	0	1

RAPOLAS IVANAUSKAS' CAREER HIGHS

Points ..... none
Rebounds ..... none
FG ..... none
3-pt FG ..... none
FT ..... none
Assists ..... none
Steals ..... none
Minutes ..... none

20

SCOTTIE **LINDSEY**

6-5 • 210 • Sr. • Guard
Hillside, Ill.
Fenwick

2017-18 SEASON NOTES

• Preseason All-Big Ten selection
• Tallied a game-high 26 points with a career-best 9 rebounds in a season-opening win over Loyola (Md.) (11/12/17)
• Posted 12 points with a game-high 6 assists without a turnover in a victory over Saint Peter's (11/14)
• Connected on 8 of 12 field goal attempts while scoring 20 points with 6 rebounds in a win over La Salle (11/18)

LINDSEY'S GAME-BY-GAME STATISTICS

Opponent	GS	FG	3FG	FT	Reb	Pts	A	TO	B	S	Min
Loyola (Md.)	*	9-20	4-11	4-8	9	26	0	0	1	1	35
Saint Peter's	*	3-5	2-4	4-4	3	12	6	0	0	0	29
Creighton	*	3-8	2-7	2-2	3	10	1	0	0	1	22
vs. La Salle	*	8-12	4-7	0-0	6	20	0	2	0	1	34

SCOTTIE LINDSEY'S CAREER HIGHS

Points ..... 31 at Penn State (12/27/16)
Rebounds ..... 9 vs. Loyola (Md.) (11/10/17)
FG ..... 9 (2x) last at Penn State (12/27/16)
3-pt FG ..... 6 vs. New Orleans (11/28/15)
FT ..... 8 at Penn State (12/27/16)
Assists ..... 7 (2x) last vs. DePaul (12/3/16)
Steals ..... 3 vs. Iowa (1/15/17)
Minutes ..... 38 vs. Iowa (2/15/15)

23

JORDAN **ASH**

6-3 • 200 • Jr. • Guard
Bolingbrook, Ill.
St. Joseph

2017-18 SEASON NOTES

• Has appeared in each of team's firs four games off the bench

ASH'S GAME-BY-GAME STATISTICS

Opponent	GS	FG	3FG	FT	Reb	Pts	A	TO	B	S	Min
Loyola (Md.)		0-0	0-0	0-0	0	0	1	0	0	0	8
Saint Peter's		0-2	0-1	0-0	0	0	1	0	0	0	10
Creighton		0-1	0-1	0-0	1	0	0	0	0	1	2
vs. La Salle		0-0	0-0	0-0	1	0	0	0	0	0	5

JORDAN ASH'S CAREER HIGHS

Points ..... 10 vs. Sacred Heart (12/21/15)
Rebounds ..... 5 vs. Rutgers (2/27/16)
FG ..... 3 (2x) last vs. Sacred Heart (12/21/15)
3-pt FG ..... 2 (2x) last vs. MVSU (11/11/16)
FT ..... 3 vs. Sacred Heart (12/21/15)
Assists ..... 6 vs. Rutgers (2/27/16)
Steals ..... 1 (2x) last vs. Michigan St. (1/28/16)
Minutes ..... 17 (2x) last vs. Sacred Heart (12/21/15)

25

BARRET BENSON

6-10 • 240 • So. • Center
Willowbrook, Ill.
Hinsdale South

2017-18 SEASON NOTES

• Pulled down 5 rebounds with a pair of blocked shots in 10 minutes of action in a season-opening win over Loyola (Md.) (11/10)
• Blocked 3 shots while grabbing 3 rebounds in a victory over La Salle (11/18)

BENSON'S GAME-BY-GAME STATISTICS

Opponent	GS	FG	3FG	FT	Reb	Pts	A	TO	B	S	Min
Loyola (Md.)		0-2	0-1	0-0	5	0	1	1	2	0	10
Saint Peter's		1-2	0-0	0-0	1	2	0	2	1	0	3
Creighton		0-1	0-0	3-6	3	3	0	0	0	0	9
vs. La Salle		1-1	0-0	0-0	3	2	0	0	3	0	14

BARRET BENSON'S CAREER HIGHS

Points ..... 8 at Purdue (2/1/17)
Rebounds ..... 6 vs. Houston Baptist (12/22/16)
FG ..... 2 (9x) last vs. Michigan (3/1/17)
3-pt FG ..... none
FT ..... 4 at Purdue (2/1/17)
Assists ..... 3 vs. Houston Baptist (12/22/16)
Steals ..... 2 at Penn State (12/27/16)
Minutes ..... 20 vs. DePaul (12/3/16)

30

BRYANT McINTOSH

6-3 • 200 • Sr. • Guard
Greensburg, Ind.
Greensburg

2017-18 SEASON NOTES

• Selected to Wooden Award Watch List (nation's top player)
• Member of Naismith Award Watch List (nation's top player)
• Named to Bob Cousy Award Watch List (nation's top point guard)
• Nation's active leader with 577 career assists (16th in Big Ten history)
• Ranks 12th in school history with 1,419 career points
• Has connected on 14 consecutive free throw attempts to open the season
• Posted 16 points with 7 assists, 4 rebounds and 3 steals in a season-opening win over Loyola (Md.) (11/10)
• In his 100th career start, recorded team-high 17 points while tying a career high with 7 rebounds in a win over Saint Peter's (11/13)
• Recorded 24 points with 9 assists vs. Creighton (11/15)
• Connected on five of six 3-point attempts in scoring 21 points with 7 assists in a victory over La Salle (11/18)

MCINTOSH' GAME-BY-GAME STATISTICS

Opponent	GS	FG	3FG	FT	Reb	Pts	A	TO	B	S	Min
Loyola (Md.)	*	4-13	0-5	8-8	4	16	7	4	1	3	38
Saint Peter's	*	5-9	1-2	6-6	7	17	3	2	1	0	37
Creighton	*	11-20	2-3	0-0	4	24	9	1	0	0	40-
vs. La Salle	*	8-15	5-6	0-0	1	21	7	2	0	0	34

BRYANT MCINTOSH'S CAREER HIGHS

Points ..... 33 vs. Loyola (Md.) (12/27/15)
Rebounds ..... 7 (3x) last vs. Saint Peter's (11/13/17)
FG ..... 11 (2x) last vs. Loyola (Md.) (12/27/15)
3-pt FG ..... 5 vs. Columbia (11/20/15)
FT ..... 8 (3x) last vs. Loyola (Md.) (11/10/17)
Assists ..... 13 vs. Rutgers (2/27/16)
Steals ..... 4 vs. Fairfield (11/18/15)
Minutes ..... 45 at DePaul (12/19/15)

33

TINO MALNATI

6-3 • 190 • R-Fy. • Guard
Northfield, Ill.
New Trier

2017-18 SEASON NOTES

• Yet to appear in a game this season

MALNATI'S GAME-BY-GAME STATISTICS

Opponent	GS	FG	3FG	FT	Reb	Pts	A	TO	B	S	Min
Loyola (Md.)					DNP						
Saint Peter's					DNP						
Creighton					DNP						
vs. La Salle					DNP						

TINO MALNATI'S CAREER HIGHS

Points ..... none
Rebounds ..... none
FG ..... none
3-pt FG ..... none
FT ..... none
Assists ..... none
Steals ..... none
Minutes ..... none

35

AARON FALZON

6-8 • 225 • R-So. • Forward
Newton, Mass.
Northfield Mount Hermon

2017-18 SEASON NOTES

• Missed the team's first three games due to injury
• Appeared in his first game in a calendar year, coming off the bench to hit three 3-pointers and scoring 11 points in a win over La Salle (11/18)

FALZON' GAME-BY-GAME STATISTICS

Opponent	GS	FG	3FG	FT	Reb	Pts	A	TO	B	S	Min
Loyola (Md.)					DNP						
Saint Peter's					DNP						
Creighton					DNP						
vs. La Salle		3-5	3-5	2-2	1	11	0	1	0	0	18

AARON FALZON'S CAREER HIGHS

Points ..... 20 (2x) last at Minnesota (1/9/16)
Rebounds ..... 7 vs. Ohio State 1/6/16)
FG ..... 8 vs. UMass Lowell (11/13/15)
3-pt FG ..... 6 at Minnesota (1/9/16)
FT ..... 6 vs. Maryland (1/2/16)
Assists ..... 4 vs. Michigan (3/10/16)
Steals ..... 1 (7x) last vs. Michigan State (1/28/16)
Minutes ..... 35 (2x) last vs. Michigan State (1/28/16)

44

GAVIN SKELLY

6-8 • 235 • Sr. • Forward
Westlake, Ohio
Westlake

2017-18 SEASON NOTES

• Ranks eighth in school history with 79 career blocked shots and fifth with a .510 career field goal percentage
• Made first collegiate start in a season-opening win over Loyola (Md.) (11/12)
• Posted 14 points and 6 rebounds in a victory over Saint Peter's (11/13)
• Hit a career-best three 3-pointers en route to scoring 14 points with 6 rebounds in a career-high 36 minutes of action vs. Creighton (11/15)

SKELLY'S GAME-BY-GAME STATISTICS

Opponent	GS	FG	3FG	FT	Reb	Pts	A	TO	B	S	Min
Loyola (Md.)	*	1-1	0-0	1-2	2	3	1	2	2	1	19
Saint Peter's	*	4-7	1-3	5-5	6	14	1	2	1	0	31
Creighton	*	4-7	3-4	3-4	6	14	1	0	2	0	36
vs. La Salle	*	2-2	0-0	2-2	2	6	3	2	0	0	22

GAVIN SKELLY'S CAREER HIGHS

Points ..... 19 vs. IUPUI (12/20/16)
Rebounds ..... 11 vs. IUPUI (12/20/16)
FG ..... 9 vs. IUPUI (12/20/16)
3-pt FG ..... 3 vs. Creighton (11/15/17)
FT ..... 6 vs. Illinois (2/7/17)
Assists ..... 6 vs. Bryant (11/25/16)
Steals ..... 3 vs. MVSU (12/14/14)
Minutes ..... 36 vs. Creighton (11/15/17)

Northwestern Men's Basketball
Individual Career History

Jordan Ash

			Total		3-Point		F-Throws		Rebounds										Scoring	
Season	gp-gs	min/avg	fg-fga	pct	fg-fga	pct	ft-fta	pct	off	def	tot	avg	pf	fo	ast	to	blk	stl	pts	avg
2015-16	28-0	156/5.6	12-29	.414	4-15	.267	7-10	.700	2	14	16	0.6	17	0	22	7	0	2	35	1.3
2016-17	27-0	103/3.8	5-20	.250	5-15	.333	0-0	.000	1	11	12	0.4	10	0	10	5	1	5	15	0.6
2017-18	4-0	25/6.3	0-3	.000	0-2	.000	0-0	.000	0	2	2	0.5	2	0	2	0	0	1	0	0.0
TOTAL	59-0	284/4.8	17-52	.327	9-32	.281	7-10	.700	3	27	30	0.5	29	0	34	12	1	8	50	0.8

Barret Benson

			Total		3-Point		F-Throws		Rebounds										Scoring	
Season	gp-gs	min/avg	fg-fga	pct	fg-fga	pct	ft-fta	pct	off	def	tot	avg	pf	fo	ast	to	blk	stl	pts	avg
2016-17	32-8	256/8.0	26-44	.591	0-0	.000	13-23	.565	21	30	51	1.6	50	0	12	11	19	9	65	2.0
2017-18	4-0	36/9.0	2-6	.333	0-1	.000	3-6	.500	1	11	12	3.0	9	0	1	3	6	0	7	1.8
TOTAL	36-8	292/8.1	28-50	.560	0-1	.000	16-29	.552	22	41	63	1.8	59	0	13	14	25	9	72	2.0

Isiah Brown

			Total		3-Point		F-Throws		Rebounds										Scoring	
Season	gp-gs	min/avg	fg-fga	pct	fg-fga	pct	ft-fta	pct	off	def	tot	avg	pf	fo	ast	to	blk	stl	pts	avg
2016-17	35-2	519/14.8	70-211	.332	19-67	.284	63-82	.768	10	32	42	1.2	58	1	41	39	7	19	222	6.3
2017-18	4-0	26/6.5	1-6	.167	0-2	.000	2-2	1.000	0	2	2	0.5	4	0	1	4	0	0	4	1.0
TOTAL	39-2	545/14.0	71-217	.327	19-69	.275	65-84	.774	10	34	44	1.1	62	1	42	43	7	19	226	5.8

Aaron Falzon

			Total		3-Point		F-Throws		Rebounds										Scoring	
Season	gp-gs	min/avg	fg-fga	pct	fg-fga	pct	ft-fta	pct	off	def	tot	avg	pf	fo	ast	to	blk	stl	pts	avg
2015-16	32-29	786/24.6	87-227	.383	63-178	.354	33-46	.717	42	67	109	3.4	74	1	28	21	10	11	270	8.4
2016-17	3-0	20/6.7	0-3	.000	0-3	.000	0-0	.000	0	2	2	0.7	1	0	3	1	1	0	0	0.0
2017-18	1-0	18/18.0	3-5	.600	3-5	.600	2-2	1.000	0	1	1	1.0	1	0	0	1	0	0	11	11.0
TOTAL	36-29	824/22.9	90-235	.383	66-186	.355	35-48	.729	42	70	112	3.1	76	1	31	23	11	11	281	7.8

Anthony Gaines

			Total		3-Point		F-Throws		Rebounds										Scoring	
Season	gp-gs	min/avg	fg-fga	pct	fg-fga	pct	ft-fta	pct	off	def	tot	avg	pf	fo	ast	to	blk	stl	pts	avg
2017-18	4-0	61/15.3	2-9	.222	1-2	.500	3-4	.750	1	5	6	1.5	8	0	5	6	0	0	8	2.0
TOTAL	4-0	61/15.3	2-9	.222	1-2	.500	3-4	.750	1	5	6	1.5	8	0	5	6	0	0	8	2.0

Charlie Hall

			Total		3-Point		F-Throws		Rebounds										Scoring	
Season	gp-gs	min/avg	fg-fga	pct	fg-fga	pct	ft-fta	pct	off	def	tot	avg	pf	fo	ast	to	blk	stl	pts	avg
2015-16	8-0	12/1.5	0-0	.000	0-0	.000	0-0	.000	0	0	0	0.0	1	0	0	0	0	0	0	0.0
2016-17	7-0	8/1.1	0-2	.000	0-2	.000	0-0	.000	1	3	4	0.6	0	0	0	0	0	0	0	0.0
TOTAL	15-0	20/1.3	0-2	.000	0-2	.000	0-0	.000	1	3	4	0.3	1	0	0	0	0	0	0	0.0

Rapolas Ivanauskas

			Total		3-Point		F-Throws		Rebounds										Scoring	
Season	gp-gs	min/avg	fg-fga	pct	fg-fga	pct	ft-fta	pct	off	def	tot	avg	pf	fo	ast	to	blk	stl	pts	avg
2017-18	1-0	1/1.0	0-0	.000	0-0	.000	0-0	.000	0	0	0	0.0	1	0	0	0	0	0	0	0.0
TOTAL	1-0	1/1.0	0-0	.000	0-0	.000	0-0	.000	0	0	0	0.0	1	0	0	0	0	0	0	0.0

Northwestern Men's Basketball
Individual Career History

Vic Law

			Total		3-Point		F-Throws		Rebounds										Scoring	
Season	gp-gs	min/avg	fg-fga	pct	fg-fga	pct	ft-fta	pct	off	def	tot	avg	pf	fo	ast	to	blk	stl	pts	avg
2014-15	32-19	780/24.4	74-191	.387	27-76	.355	49-64	.766	31	122	153	4.8	76	0	41	48	15	21	224	7.0
2016-17	36-36	1155/32.1	147-365	.403	59-148	.399	90-122	.738	46	164	210	5.8	96	4	63	56	18	38	443	12.3
2017-18	4-4	142/35.5	23-50	.460	7-21	.333	7-10	.700	9	18	27	6.8	11	0	8	5	8	3	60	15.0
TOTAL	72-59	2077/28.8	244-606	.403	93-245	.380	146-196	.745	86	304	390	5.4	183	4	112	109	41	62	727	10.1

Scottie Lindsey

			Total		3-Point		F-Throws		Rebounds										Scoring	
Season	gp-gs	min/avg	fg-fga	pct	fg-fga	pct	ft-fta	pct	off	def	tot	avg	pf	fo	ast	to	blk	stl	pts	avg
2014-15	31-10	467/15.1	51-126	.405	23-65	.354	11-17	.647	13	57	70	2.3	60	0	17	20	15	10	136	4.4
2015-16	31-3	585/18.9	71-163	.436	38-93	.409	17-23	.739	12	60	72	2.3	67	3	44	26	7	15	197	6.4
2016-17	32-32	980/30.6	163-384	.424	58-180	.322	68-81	.840	17	105	122	3.8	73	1	73	44	9	30	452	14.1
2017-18	4-4	120/30.0	23-45	.511	12-29	.414	10-14	.714	2	19	21	5.3	11	0	7	2	1	3	68	17.0
TOTAL	98-49	2152/22.0	308-718	.429	131-367	.357	106-135	.785	44	241	285	2.9	211	4	141	92	32	58	853	8.7

Tino Malnati

Bryant McIntosh

			Total		3-Point		F-Throws		Rebounds										Scoring	
Season	gp-gs	min/avg	fg-fga	pct	fg-fga	pct	ft-fta	pct	off	def	tot	avg	pf	fo	ast	to	blk	stl	pts	avg
2014-15	32-30	1066/33.3	134-318	.421	40-110	.364	58-68	.853	10	69	79	2.5	34	0	150	79	6	8	366	11.4
2015-16	32-32	1142/35.7	161-381	.423	49-134	.366	70-85	.824	12	104	116	3.6	65	1	213	78	5	31	441	13.8
2016-17	36-36	1231/34.2	199-493	.404	42-137	.307	94-108	.870	9	90	99	2.8	74	1	188	96	4	26	534	14.8
2017-18	4-4	149/37.2	28-57	.491	8-16	.500	14-14	1.000	4	12	16	4.0	5	0	26	9	2	3	78	19.5
TOTAL	104-102	3588/34.5	522-1249	.418	139-397	.350	236-275	.858	35	275	310	3.0	178	2	577	262	17	68	1419	13.6

Dererk Pardon

			Total		3-Point		F-Throws		Rebounds										Scoring	
Season	gp-gs	min/avg	fg-fga	pct	fg-fga	pct	ft-fta	pct	off	def	tot	avg	pf	fo	ast	to	blk	stl	pts	avg
2015-16	20-2	332/16.6	53-82	.646	0-0	.000	27-51	.529	35	49	84	4.2	48	2	5	14	12	4	133	6.7
2016-17	28-28	862/30.8	102-167	.611	0-0	.000	37-68	.544	91	134	225	8.0	75	3	32	30	50	23	241	8.6
2017-18	4-4	114/28.5	19-34	.559	0-1	.000	13-21	.619	9	14	23	5.8	15	0	3	15	8	0	51	12.8
TOTAL	52-34	1308/25.2	174-283	.615	0-1	.000	77-140	.550	135	197	332	6.4	138	5	40	59	70	27	425	8.2

Gavin Skelly

			Total		3-Point		F-Throws		Rebounds										Scoring	
Season	gp-gs	min/avg	fg-fga	pct	fg-fga	pct	ft-fta	pct	off	def	tot	avg	pf	fo	ast	to	blk	stl	pts	avg
2014-15	29-0	210/7.2	16-33	.485	0-0	.000	9-17	.529	23	31	54	1.9	36	0	14	9	16	9	41	1.4
2015-16	30-0	376/12.5	33-54	.611	4-9	.444	29-45	.644	35	57	92	3.1	58	1	16	25	14	7	99	3.3
2016-17	36-0	637/17.7	72-155	.465	18-60	.300	52-69	.754	51	81	132	3.7	100	4	46	47	44	12	214	5.9
2017-18	4-4	108/27.0	11-17	.647	4-7	.571	11-13	.846	4	12	16	4.0	12	0	6	6	5	1	37	9.3
TOTAL	99-4	1331/13.4	132-259	.510	26-76	.342	101-144	.701	113	181	294	3.0	206	5	82	87	79	29	391	3.9

A.J. Turner

RADIO/TV ROSTER



VIC LAW
R-Jr. • F • 6-7
South Holland, Ill.
St. Rita

DEREK PARDON
Jr. • C • 6-8
Cleveland, Ohio
Villa Angela-St. Joseph

CHARLIE HALL
Jr. • F • 6-5
Los Angeles, Calif.
Crossroads School

ANTHONY GAINES
FY • G • 6-4
Kingston, N.Y.
New Hampton School (N.H.)

ISIAH BROWN
So. • G • 6-2
Lynnwood, Wash.
Lakeside

RAPOLAS IVANAUSKAS
R-FY. • F • 6-9
Barrington, Ill.
Brewster Academy (N.H.)

SCOTTIE LINDSEY
Sr. • G • 6-5
Hillside, Ill.
Fenwick

A.J. TURNER
Jr. • F • 6-7
Mt. Clemens, Mich.
New Hampton School (N.H.)

JORDAN ASH
Jr. • G • 6-3
Bolingbrook, Ill.
St. Joseph

BARRET BENSON
So. • C • 6-10
Willowbrook, Ill.
Hinsdale South

BRYANT MCINTOSH
Sr. • G • 6-3
Greensburg, Ind.
Greensburg

TINO MALNATI
R-FY. • G • 6-3
Northfield, Ill.
New Trier

AARON FALZON
R-So. • F • 6-8
Newton, Mass.
Northfield Mount Hermon

GAVIN SKELLY
Sr. • F • 6-8
Westlake, Ohio
Westlake

CHRIS COLLINS
Head Coach
Fifth Season

BRIAN JAMES
Assistant Coach
Fifth Season

ARMON GATES
Assistant Coach
Fifth Season

BILLY DONLON
Assistant Coach
First Season