

NORTHWESTERN BASKETBALL

GAME 20 • NORTHWESTERN (10-9, 1-5 BIG) at #13/8 MARYLAND (17-3, 5-2 BIG)

JAN. 25, 2015 • XFINITY CENTER (17,950) • COLLEGE PARK, MD. • 6:30 P.M. CT

TV: BTN (Eric Collins and Bob Wenzel) | LIVE STATS: umterps.com

AUDIO: 720 WGN (Dave Eanet and Joey Meyer); Sirius 92, XM 195

2014-15 Schedule and Results

DATE	OPPONENT	TIME/RESULT
11/14	Houston Baptist	W, 65-58
11/17	at Brown	W, 69-56
11/20	North Florida	W, 69-67
11/22	Elon	W, 68-67 (OT)
11/25	vs. Miami (Ohio)❖	W, 55-46
11/26	vs. Northern Iowa❖	L, 61-42
12/3	Georgia Tech X	L, 66-58
12/6	at #23/-- Butler	L, 65-56
12/14	Miss. Valley State	W, 101-49
12/17	Central Michigan	L, 80-67
12/20	Western Michigan	W, 67-61
12/22	UIC	W, 63-46
12/27	Northern Kentucky	W, 76-55
12/30	at Rutgers*	W, 51-47
1/4	#4/4 Wisconsin*	L, 81-58
1/11	at Michigan State*	L, 84-77 (OT)
1/14	Illinois*	L, 72-67
1/17	at Michigan*	L, 56-54
1/22	Ohio State*	L, 69-67
1/25	at #13/8 Maryland*	6:30 p.m.
1/31	Purdue*	5 p.m.
2/3	at Nebraska*	6:30 p.m.
2/7	at Wisconsin*	4:30 p.m.
2/10	Michigan State*	6 p.m.
2/15	Iowa*	2 p.m.
2/18	at Minnesota*	8 p.m.
2/21	Penn State*	2 p.m.
2/25	Indiana*	6 p.m.
2/28	at Illinois*	6 p.m.
3/3	Michigan*	8 p.m.
3/7	at Iowa*	TBA
3/10-14	Big Ten Tournament (Chicago)	TBA

Home games in **bold** All times Central
 * Big Ten game
 ❖ Cancun Challenge
 X ACC/Big Ten Challenge

NUMBERS TO KNOW

Scoring average for junior center Alex Olah over the last three contests.

17.3

Double-doubles for Alex Olah this season, ranking third in the Big Ten behind only Wisconsin's Frank Kaminsky (8) and Michigan State's Branden Dawson (5).

4



facebook.com/northwesternmbb



@NUMensBball
 @coach_collins
 @NU_Sports



numensbball
 nu_sports

The Opening Tip...

• Northwestern is out to try to snap a five-game losing streak. The last four defeats have been by an average of 4.0 points per game. All four of the losses have been a one-possession game with less than 2.0 seconds remaining in regulation. The largest margin of defeat during the span was by seven points in overtime at Michigan State.

• The Wildcats suffered yet another heart-breaking loss on Thursday as it was edged by Ohio State 69-67 at home. NU rallied from an 11-point second-half deficit to tie the game but came up just short in the end. **Alex Olah** led the 'Cats with 16 points.

• Sunday's contest features two of the top freshmen in the Big Ten this season in Northwestern's **Bryant McIntosh** and Maryland's Melo Trimble. McIntosh is one of three major conference true freshmen (Ohio State's D'Angelo Russell, USC's Jordan McLaughlin) who are averaging at least 11.5 points and 4.5 assists per game.

NORTHWESTERN PROBABLE GAME STARTERS



BRYANT MCINTOSH
 Fr. • G • 6-3
 New Castle, Ind.




TRE DEMPS
 R-Jr. • G • 6-3
 San Antonio, Texas



JERSHON COBB
 R-Sr. • G • 6-5
 Decatur, Ga.



SCOTTIE LINDSEY
 FR. • G/F • 6-5
 Hillside, Ill.



ALEX OLAH
 Jr. • C • 7-0
 Timisoara, Romania



Northwestern vs. Maryland Series Information



2014-15 Statistics

64.7	Points Per Game	72.8
62.4	Opponent Points Per Game	62.9
+2.3	Scoring Margin	+10.0
35.3	Rebounds Per Game	37.0
+2.9	Rebounding Margin	+4.3
.432	Field Goal Percentage	.447
.416	Opponent Field Goal Percentage	.386
.339	3-Pt FG Percentage	.376
.368	Opponent 3-Pt FG Percentage	.299
.737	Free Throw Percentage	.748
14.5	Assists Per Game	11.6
3.9	Blocks Per Game	4.7
3.3	Steals Per Game	5.2
-1.4	Turnover Margin	-0.6

Head Coaches

Chris Collins	Mark Turgeon
Duke, '96	Kansas, '87
Second Year at NU	Fourth Year at UM
24-28 career (7-17 B1G)	76-46 at UM, 326-205 career

Of Note:

• Northwestern and Maryland have split their only two previous meetings. The Wildcats won 66-62 in Evanston Dec. 6, 1958 and the Terrapins won 77-57 in Evanston Nov. 27, 2012.

• In his final game at Maryland as a senior at Duke, Northwestern head coach Chris Collins scored 27 points in a 77-75 win by the Blue Devils on Feb. 28, 1996.

NATIONAL RANKINGS

Associated Press Poll (Jan. 19)

1. Kentucky (63)	17-0	1,623
2. Virginia (2)	17-0	1,562
3. Gonzaga	18-1	1,467
4. Villanova	17-1	1,429
5. Duke	15-2	1,345
6. Wisconsin	16-2	1,282
7. Arizona	16-2	1,228
8. Notre Dame	17-2	1,055
9. Iowa State	13-3	1,004
10. Louisville	15-3	1,003
11. Kansas	14-3	943
12. Utah	14-3	940
13. Maryland	17-2	937
14. Wichita State	16-2	857
15. North Carolina	14-4	803
16. VCU	15-3	670
17. Texas	13-4	554
18. West Virginia	15-3	501
19. Oklahoma	12-5	445
20. Northern Iowa	16-2	387
21. Baylor	13-4	260
22. Dayton	15-2	241
23. Indiana	14-4	93
24. Seton Hall	13-4	91
25. Iowa	13-5	85

Others Receiving Votes: Oklahoma St 47, Miami (Fla.) 41, San Diego St 34, Georgetown 33, Stanford 31, Saint Mary's 18, Providence 17, Colorado St 16, Arkansas 15, Georgia 13, SMU 11, Butler 11, Michigan St 8, LSU 6, Old Dominion 5, Wyoming 4, Ohio State 3, Louisiana Tech 2, Tennessee 2, George Washington 1, Washington 1, St. John's 1.

USA Today Poll (Jan. 19)

1. Kentucky (31)	17-0	799
2. Virginia (1)	17-0	768
3. Gonzaga	18-1	723
4. Villanova	17-1	697
5. Wisconsin	16-2	654
6. Duke	15-2	653
7. Arizona	16-2	602
8. Maryland	17-2	514
9. Notre Dame	17-2	504
10. Louisville	15-3	502
11. Utah	14-3	473
12. Iowa State	13-3	443
13. Wichita St	16-2	424
14. Kansas	14-3	422
15. North Carolina	14-4	390
16. VCU	15-3	317
17. West Virginia	15-3	273
18. Texas	13-4	233
19. Northern Iowa	16-2	202
20. Oklahoma	12-5	195
21. Baylor	13-4	120
22. Dayton	15-2	100
23. Indiana	14-4	56
24. Seton Hall	13-4	40
25. Stanford	13-4	33

Others Receiving Votes: Arkansas 29, San Diego St 28, Iowa 27, Colorado St 26, Oklahoma St 24, Michigan St 17, Ohio State 15, Wyoming 14, Miami (FL) 13, SMU 12, Old Dominion 11, Georgetown 11, NC State 5, Butler 5, Saint Mary's 5, Valparaiso 4, Providence 4, Ole Miss 4, Kansas St 3, Stephen F. Austin 3, LSU 2, St. John's 1.

**HEAD COACH CHRIS COLLINS
24-28 CAREER RECORD (SECOND SEASON)**

Chris Collins was named the 24th head men's basketball coach at Northwestern University on March 27, 2013.

In his first season at the helm, Collins led the Wildcats to a 14-19 record, including an impressive string of road victories.

Collins won his debut as a head coach, notching a 72-55 victory over Eastern Illinois Nov. 9. He traversed the 'Cats through a grinding Big Ten schedule, including earning his first conference triumph at home against 23rd-ranked Illinois Jan. 12.

Northwestern's impressive string of road success began Jan. 18 at Indiana before the Wildcats earned a 65-56 win at 14th-ranked Wisconsin. The loss was just the fifth by an unranked Big Ten team in 73 games during Bo Ryan's tenure in Madison. The winning ways continued three days later when the 'Cats notched a one-point win at Minnesota, marking NU's first three-game road winning streak since 1960.

Despite the loss of second-leading scorer JerShon Cobb to injury late in the season, the Wildcats finished the season strong as they defeated Purdue on the road to wrap up the regular season before upsetting sixth-seeded Iowa in the opening round of the Big Ten tournament.

The Wildcats were greatly improved on the defensive end under Collins' guidance, holding four of their Big Ten opponents below 30 percent shooting in a game. NU allowed a mere 63.3 points per game in conference play to rank second in the league. Meanwhile, the team's .419 opponents field goal percentage ranked third in the Big Ten.

Collins came to Evanston after serving on the coaching staff at Duke since July 22, 2000. He was promoted to Associate Head Coach in the summer of 2008. During Collins' 13 seasons on the Blue Devils' staff, Duke posted an overall record of 385-77 while recording eight ACC tournament championships, four ACC regular season titles, eight in-season tournament titles and national championships in 2001 and 2010.

Collins worked primarily with backcourt players during his time at Duke and tutored All-Americans Jason Williams, Mike Dunleavy, Chris Duhon, J.J. Redick, Gerald Henderson, DeMarcus Nelson, Jon Scheyer, Nolan Smith and Austin Rivers, in addition to NBA draft picks Daniel Ewing, Kyrie Irving and Kyle Singler.

Before returning to his alma mater, Collins served as an assistant coach at Seton Hall for two years with Tommy Amaker. In 1999-2000, Collins was part of a staff that guided the Pirates to a 22-10 record and the Sweet 16 of the NCAA tournament. Prior to Seton Hall, Collins spent the 1997-98 season as an assistant with the WNBA's Detroit Shock.

As a player, Collins played professional basketball in Finland during the 1996-97 season, leading the league in scoring.

Collins also served as a court coach and scout for Mike Krzyzewski, assisting the USA Basketball Senior National Team staff with on-court duties as well as game preparation from 2006-12, including during the program's gold-medal performances at the 2008 Beijing Olympics, 2010 FIBA World Championships and 2012 London Olympics. During the summer of 2014, he served as the coach of the USA Select Team which consisted of a group of up-and-coming NBA players who practiced against the USA National Team in preparation for the National Team's participation in the FIBA World Cup.

Collins is the son of former NBA All-Star and coach, Doug Collins, who is currently an NBA television analyst for ESPN. A native of nearby Northbrook, Ill., Collins is a 1996 graduate of Duke with a bachelor's degree in sociology.

Collins and his wife, Kim, have two children: Ryan and Kate.



SCOUTING MARYLAND

- The Terrapins suffered an 89-70 defeat at Indiana on Thursday. Jake Layman led Maryland with 13 points but the Hoosiers shot 72 percent from the field in the second half to pull away.
- Freshman guard Melo Trimble paces Maryland with an average of 15.8 points per game. Layman contributes 14.7 points and a team-leading 6.8 rebounds per contest. The Terps rank second in the league in Big Ten play with an average of 8.4 3-point field goals per game.
- Mark Turgeon has a 76-46 record in four seasons as the head coach at Maryland and a 326-205 career mark as a head coach.

IMMEDIATE IMPACT

Bryant McIntosh has established himself as one of the top freshmen in the Big Ten this season. In addition to dishing out an average of 4.6 assists per game (sixth in the conference), he ranks second on the team with an average of 11.9 points per contest. From Dec. 14 through Jan. 14, McIntosh scored in double figures in 10 consecutive games. Over the last 30 years, only two other Wildcat true freshmen have scored 10 or more points in 10 or more straight games: Cedric Neloms (12 in 1991-92) and T.J. Parker (11 in 2002-03).

Major Conference True Freshmen Avg. More Than 11.5 Points and 4.5 Assists Per Game

	Points Per Game	Assists Per Game
<i>Bryant McIntosh (Northwestern)</i>	11.9	4.6
D'Angelo Russell (Ohio State)	19.3	4.9
Jordan McLaughlin (USC)	12.6	4.6

CRASHING THE GLASS

Seven-footer **Alex Olah** has become a much more effective rebounder this season as a junior. After posting averages of 4.1 rebounds per game as a freshman and 5.2 as a sophomore, Olah has boosted that average to 7.2 per contest this season. The mark ranks third in the Big Ten. He has six double-figure rebounding games this year after having only one in his career entering this season. Olah has notched a career-best 12 boards three times this season: vs. Elon (11/22), vs. Western Michigan (12/20), vs. Illinois (1/14).

DOUBLE DOWN

The Wildcats have had two individuals record a total of five double-doubles this season. After **Alex Olah** recorded 21 points and 10 rebounds against Houston Baptist, **Sanjay Lumpkin** notched 15 points and 12 rebounds vs. Brown. Lumpkin's point total topped his previous career high of 13 achieved against Mississippi Valley State last season, while the rebounding total matched a career high. Lumpkin posted a team-best four double-digit rebound games a year ago as a redshirt freshman. Olah notched his second double-double when he posted 19 points and 10 boards vs. Georgia Tech Dec. 3 before recording 17 points and 10 rebounds vs. Mississippi Valley State Dec. 14 and then 14 points and 12 boards vs. Illinois Jan. 14. Olah's four double-doubles rank third in the Big Ten behind only Wisconsin's Frank Kaminsky (8) and Michigan State's Branden Dawson (5).

DOING IT WITH DEFENSE

Prior to allowing 80 points to Central Michigan on Dec. 17, Northwestern hadn't allowed an opponent to score 70 points in a game over a span of 15 straight contests. At the time, it was the longest such streak in the nation. In the ensuing four games following the Chippewas' output, the Wildcats allowed an average of just 52.3 points per game with those four foes posting a combined .330 field goal percentage (69-209). The .171 first-half field goal percentage (6-35) by UIC on Dec. 22 was the lowest by a Northwestern opponent in a half since Seton Hall shot .167 (5-30) in the second half on Dec. 18, 2005.

A DOMINANT PERFORMANCE

Northwestern's 101-49 victory over Mississippi Valley State Dec. 14 was noteworthy on many levels. Here are a few takeaways:

- First time NU has passed the century mark since a 100-89 home win over Wisconsin March 6, 1993.
- Most points in a game for the Wildcats since a 103-94 double-overtime victory over Dartmouth on Dec. 29, 1990.
- The 52-point margin of victory was the program's highest since a 101-45 win over University of Chicago on Nov. 26, 1988.
- The team's 54 second-half points were its most in a half since scoring 59 in the first half vs. Mississippi Valley State on Dec. 2, 2011.

MCINTOSH NAMED BIG TEN CO-FRESHMAN OF THE WEEK

Bryant McIntosh was tabbed the Big Ten Co-Freshman of the Week on Dec. 15 for his efforts in the team's 101-49 victory over Mississippi Valley State the previous day. McIntosh shot 6-for-8 from the field, including hitting a pair of 3-pointers, while scoring 15 points with 6 as-

MEDIA INFORMATION

BIG TEN TELECONFERENCE

Every Monday during the Big Ten portion of the basketball season, the conference's head coaches will be made available via the Big Ten's weekly teleconference. Beginning at 9 a.m. CT, each head coach will be on the call for approximately 8 minutes to answer questions and preview the upcoming week. Northwestern head coach Chris Collins will be available at 9:24 a.m. CT. These calls will begin Jan. 5 and continue through the conference campaign leading up to the Big Ten Tournament in March. More information will on the teleconference will be available at the beginning of the basketball season. You can also contact Brett McWethy at the Big Ten Conference (847-696-1010 or bmcwethy@bigten.org) for more information.

COACH/PLAYER AVAILABILITY

Interviews with Northwestern players and coaches are available to the media upon request throughout the season. Interview availability is 30 minutes prior to the start of practice. All pre-practice interviews with players should be concluded well before the start of practice. **Player home telephone numbers will not be made available to media members, and they have been instructed not to conduct interviews when contacted without prior approval from the athletic communications office.**

WILDCATS ONLINE

The official web site of Northwestern Athletics is NUsports.com. Updated daily, the site includes releases and game notes as well as other basketball-related items: up-to-date roster, schedule, game times, etc. You may also follow Northwestern men's basketball on Twitter at these accounts: @NUMensBball, @NU_Sports, @NU_SportsLIVE or @coach_collins. The Wildcats are on Instagram at [numensbball](https://www.instagram.com/numensbball) and on Facebook at [facebook.com/northwesternmbb](https://www.facebook.com/northwesternmbb).

MEDIA ROOM

The BMO Harris N Club will serve as the media room, both pregame and postgame. The room is accessible from behind Section 201. The room will be open approximately 90 minutes prior to tipoff. Game notes and flipcards will be made available. Soda, water and a light meal will be provided to working media only.

Following a cooling off period after the conclusion of the game, Coach Collins, Northwestern players and the visiting coach will be available for a postgame news conference. Requests for Wildcats player interviews should be made to Northwestern SID Nick Brilowski prior to the end of the game. Requests for visiting players should be made to the visiting SID.

QUICK FACTS

NORTHWESTERN UNIVERSITY

Location:..... Evanston, Ill.
Founded:..... 1851
Enrollment:..... 8,367
President:..... Morton O. Schapiro
Home Facility:..... Welsh-Ryan Arena (8,117)
Nickname:..... Wildcats
Colors:..... Purple and White
Conference:..... Big Ten
Director of Athletics:..... Jim Phillips
Senior Woman Administrator:..... Janna Blais
Faculty Athletics Rep.:..... Robert Gundlach

MEN'S BASKETBALL FACTS

Head Coach:..... Chris Collins
Alma Mater, Year:..... Duke, '96
Record at NU (Years):..... 24-28 (2nd yr.)
Overall Record (Years):..... 24-28 (2nd yr.)
Assistant Coach:..... Brian James
Alma Mater, Year:..... Illinois State, '77
Assistant Coach:..... Pat Baldwin
Alma Mater, Year:..... Northwestern, '94
Assistant Coach:..... Armon Gates
Alma Mater, Year:..... Kent State, '06
Dir. of Player Development:..... Ryan Humphrey
Director of Operations:..... Chris Lauten
Asst. Dir. of Operations:..... Mike Pepple
Basketball Athletic Trainer:..... Alex Wong
Sports Performance:..... Mike Schweigert
Program Assistant:..... Jenifer Marr

2013-14 Overall Record:..... 14-19
Conference Record (Finish):..... 6-12 (t10th)
Starters Returning/Lost:..... 4/1
Letterwinners Returning/Lost:..... 6/5

ATHLETIC COMMUNICATIONS

Assoc. Dir./MBB Contact:..... Nick Brilowski
Office Phone:..... (847) 467-3831
Cell Phone:..... (847) 239-4127
E-mail:..... brilowski@northwestern.edu
Fax:..... (847) 491-8818
Official Web Site:..... NUSports.com
Asst. AD for Athletic Comm:..... Paul Kennedy
Dir. of Digital and Social Comm.:..... Doug Meffley
Assistant Director:..... Kyle Kelley
Assistant Director:..... Dan Yopchick
Director of Broadcast Ops:..... Rob Coons
Asst. Dir. of Broadcast Ops:..... Chris Simonson
Asst. Dir. of Broadcast Ops:..... Cameron Good
Asst. Dir. of Broadcast Ops:..... Ben Rohde
Program Assistant:..... Jocelyn Serranilla

BIG TEN STANDINGS

School	All Games	Big Ten
Wisconsin	17-2 .895	5-1 .833
Indiana	15-4 .789	5-1 .833
Maryland	17-3 .850	5-2 .714
Michigan	12-7 .632	5-2 .714
Iowa	13-6 .684	4-2 .667
Michigan State	13-6 .684	4-2 .667
Ohio State	15-5 .750	4-3 .571
Nebraska	11-7 .611	3-3 .500
Purdue	11-8 .579	3-3 .500
Illinois	13-7 .650	3-4 .429
Rutgers	10-10 .500	2-5 .286
Northwestern	10-9 .526	1-5 .167
Minnesota	12-8 .600	1-6 .143
Penn State	12-7 .632	0-6 .000

sists and 2 steals in only 23 minutes of action. It was the first such honor of his career. He shared the weekly honor with Maryland's Melo Trimble.

FALK EARNS NORTHWESTERN ATHLETICS HALL OF FAME INDUCTION

Former basketball athlete and coach Rich Falk was inducted into the Northwestern Athletics Hall of Fame on Jan. 3. Falk played for NU from 1961-64, scoring over 1,000 points in his three-year career and earned All-Big Ten recognition in 1963 and 1964. As a senior, Falk established the Northwestern single-game scoring record with 49 points in a game against Iowa—a record that still stands today. Falk returned to NU as an assistant coach in 1966, serving in that role for three seasons. He left the profession for three years, but returned in 1972 for another six-year stint. Falk served as the Wildcats' head coach from 1978-86 and led the program to its first-ever post-season berth in 1983 when the team defeated Notre Dame in the NIT.

BLOCK PARTY

Northwestern set a school record for blocked shots in a half Nov. 25 against Miami (Ohio) with 10. The Wildcats had 10 blocks total in the game, a mark that tie for third all-time in a game. The school record for blocks in a game is 12 vs. Purdue on Feb. 2, 2013. **Alex Olah** had four blocks vs. the RedHawks. He currently has 116 career blocks, the fifth best mark in school history. Olah's average of 1.7 blocks per game this season ranks seventh in the Big Ten. Freshman **Gavin Skelly** added three blocks against Miami for the second straight game.

COLLINS HAS HIGH SCHOOL JERSEY RETIRED

Northwestern coach **Chris Collins** received a terrific honor Friday, Dec. 19 when his high school No. 20 jersey was retired by Glenbrook North High School. Fellow GBN grad Jon Scheyer, currently an assistant coach at Duke, is also having his jersey retired in the same pregame ceremony before Glenbrook North takes on Niles North. Collins earned the title of 1992 Illinois Mr. Basketball at GBN where he was coached by current Northwestern assistant **Brian James**.

CAPTAIN CLUTCH DELIVERS AGAIN

No one should be surprised that **Tre Demps** delivered in the clutch when he hit the game-winning shot in back-to-back games vs. North Florida Nov. 20 and Elon Nov. 22. If the redshirt junior has proven anything over the last year, it's that he has a flair for the dramatic. Last season, Demps hit three late 3-pointers to defeat No. 23 Illinois. Six days later, NU trailed Indiana by three with seven minutes to go when Demps scored the Wildcats' next 13 points during a 13-4 run that keyed another victory. Against Purdue on Jan. 21, Demps scored 11 of his 19 points in the final 3:11 of regulation or the two overtime sessions, including hitting game-tying 3-pointers with 3:11 to go in the second half and 1:36 to go in the first OT. He tallied seven of his 10 points during a decisive 30-9 second half run that turned a six-point deficit into a 15-point lead at Wisconsin Jan. 29. Three days later with the game at Minnesota tied 52-52, Demps' 3-pointer with 55 seconds remaining were the decisive points in a 55-54 NU victory.

DEMPS NAMED CANDIDATE FOR ALLSTATE GOOD WORKS TEAM

Redshirt junior guard **Tre Demps** has been named a candidate for the AllState Good Works Team. Demps has been heavily involved in the community. Among the projects he has been involved in are Relay for Life, Rehabilitation Institute of Chicago, Breaststroke for Breast Cancer, Illinois Youth Center, Dance Marathon and numerous school visits among various other causes.

DAZZLING DEBUTS

True freshmen **Vic Law** and **Bryant McIntosh** both were outstanding in their first collegiate game against Houston Baptist on Nov. 14. Both players got the start in the contest. Law, a forward, finished with 13 points and 7 rebounds. Meanwhile, point guard McIntosh posted 12 points and six assists. He did not commit a turnover despite playing 35 minutes.

TRIO ELECTED 2014 TEAM CAPTAINS

Redshirt senior **JerShon Cobb**, senior **Dave Sobolewski** and redshirt junior **Tre Demps** were the three individuals selected by their teammates to serve as team captains for the 2014-15 season. Sobolewski served in the role alongside Drew Crawford last season. He ranks sixth in school history with 320 career assists. Cobb posted career-best averages of 12.2 points and 4.8 rebounds per game last season. Demps provided the 'Cats with a huge boost off the bench a year ago. His average of 11.0 points per game ranked among the nation's leaders for individuals who primarily came off the bench.

TALENTED FRESHMAN CLASS JUMPS ON BOARD

Head coach **Chris Collins** and his staff assembled an outstanding first recruiting class as this year's group of freshmen rank as the 31st-best recruiting class in the nation according to ESPN.com. Northwestern welcomes in seven newcomers this season: five scholarship freshmen (**Vic Law, Scottie Lindsey, Bryant McIntosh, Gavin Skelly, Johnnie Vassar**) one freshman walk-on (**Nick Segura**) and one fifth-year transfer (**Jeremiah Kreisberg**).

HUMPHREY JOINS NORTHWESTERN STAFF

Ryan Humphrey, a former standout forward at Oklahoma and Notre Dame, has joined the Wildcats' staff this season as the director of player development. He replaces Chris Quinn who accepted a similar position with the NBA's Miami Heat. Following his collegiate career, Humphrey was a first-round draft pick of the Utah Jazz but was acquired in a draft-day trade with the Orlando Magic. In addition to the Magic, he also played in the NBA with the Memphis Grizzlies before playing several seasons in Europe as well in in the NBA Development League with the Tulsa 66ers.

NBA CONNECTIONS

Northwestern has two individuals on the team with direct connections to the NBA. Redshirt junior **Tre Demps** is the son of Dell Demps, an NBA veteran who is currently the general manager of the New Orleans Pelicans. Redshirt sophomore **Sanjay Lumpkin** is the stepson of Jim Petersen, a former NBA player and current assistant coach for the WNBA champion Minnesota Lynx. Lumpkin's father, Sean, also played defensive back in the NFL for the New Orleans Saints following a standout career at the University of Minnesota.

BIG TEN (RE)LOADED FOR 2014-15

After being considered by most pundits the top conference in the nation a year ago, the Big Ten appears primed to be a dog (or cat) fight again this season. Northwestern looks to have drawn one of the toughest slates in the unbalanced 18-game league schedule.

Teams Northwestern plays twice—
Illinois, Iowa, Michigan, Michigan State, Wisconsin

Teams Northwestern plays once—
Home: Indiana, Ohio State, Penn State, Purdue
Away: Maryland, Minnesota, Nebraska, Rutgers

WILDCATS IN THE PROS

Northwestern currently has four former players who are competing professional. Michael Thompson ('11) is playing for SPO Rouen in France's top division and John Shurna ('12) is with Darussafaka Dogus in Istanbul, Turkey. Domestically in the NBA Development League, Reggie Hearn ('13) is back with the Idaho Stampede for a second straight season while Drew Crawford ('14) is in his first with the Erie BayHawks. Shurna was named to this season's all-star team in the Turkish Basketball League.

UP NEXT...

The 'Cats return to action at 5 p.m. Saturday, Jan. 31 when they host Purdue at Welsh-Ryan Arena.

NORTHWESTERN INKS TWO DURING EARLY SIGNING PERIOD

Jordan Ash
6-2 • 185 • G
Bolingbrook, Ill./St. Joseph

High School: Averaged 16 points, 5 assists, 6 rebounds and 2 steals per game as a junior ... All-Catholic League selection ... Proviso West 2013-14 all-tournament second team ... MVP of St. Charles East Thanksgiving tournament ... Helped the Chargers to a 24 wins and a conference championship in 2013-14 ... Selected to Under Armour first all-star team and Reebok all-star team ... Scored 26 points, the top mark in the Proviso West Christmas Tournament ... Guided St. Joseph to back-to-back regional championships ... Team captain ... Played AAU for Illinois Wolves ... Honor roll student each quarter ... Academic mentor ... High school coach is Gene Pingatore.

Personal: Born Jordan Darnell Ash on 9/26/96 ... Son of Deborah Ash and Jimmie Ash ... Attends same high school as NBA standouts Isiah Thomas and Evan Turner.

Aaron Falzon
6-8 • 205 • F
Newton, Mass./Northfield Mount Hermon

High School: Four-star recruit ... Ranked No. 91 player in the nation for class of 2015 by ESPN.com and No. 99 by Rivals.com ... Team captain ... Averaged 15.4 points, 8 rebounds and 3 assists per game as a junior ... All-ISL and All-NEPSAC sophomore year at St. Mark's school, as well as team MVP ... Second-team All-NEPSAC as a junior at Northfield Mount Hermon ... Helped NMH reach semifinals at national prep championships junior year ... Also played volleyball, soccer and tennis ... Played AAU for Expressions Elite ... High school coach is John Carroll.

Personal: Born Aaron Michael Falzon on 5/19/96 ... Son of Eric and Dewan Falzon ... Father played college football at Springfield College ... Brother, Tevin, plays basketball at Sacred Heart University.


WELSH-RYAN ARENA GETS A NEW LOOK FOR 2014-15 SEASON

Individuals attending Northwestern contests at Welsh-Ryan Arena during the 2014-15 season will experience the Wildcats as they never have before thanks to the addition of four high-definition quality video boards.

A center-hung two-sided display faces the north and south sides of the arena with each of the two boards measuring 23 feet wide and covering 280 square feet. Additionally, boards are mounted on both the east and west walls of the facility behind each basket. Those displays are 25 feet wide and cover 238 square feet.

Northwestern's procurement of enhanced video display capabilities in Ryan Field was achieved in conjunction with Anthony James Partners (AJP), one of the leading audio/video consultants in the marketplace. AJP previously has been responsible for implementing displays at venues including Spartan Stadium and the Breslin Center (Michigan State), Ohio Stadium (Ohio State), Lambeau Field (Green Bay Packers) and many other professional and collegiate venues.

In addition, the Welsh-Ryan Arena court has a new design for the 2014-15 campaign. The new look was designed by Under Armour and was implemented in late August.



"POUND THE ROCK" IS WILDCATS' MANTRA

Since head coach Chris Collins arrived in April 2013, the Wildcats have adopted the mantra of "Pound The Rock." The Wildcats have a rock in their locker room, and above it is a quote from Jacob A. Riis. The quote reads:

"When nothing seems to help, I go look at a stonecutter hammering away at his rock perhaps a hundred times without as much as a crack showing in it. Yet at the hundred and first blow it will split in two, and I know it was not that blow that did it, but all that had gone before."

The mantra is one that also has been adopted by the NBA's San Antonio Spurs.



NUMERICAL ROSTER

No.	Name	Pos	Ht.	Wt.	Yr.	Hometown/High School/Last School
0	Johnnie Vassar	G	6-0	185	Fr.	Chicago, Ill./JSerra (San Juan Capistrano, Calif.)
3	Dave Sobolewski	G	6-1	180	Sr.	Naperville, Ill./Benet Academy
4	Vic Law	F	6-7	185	Fr.	South Holland, Ill./St. Rita
14	Tre Demps	G	6-3	198	R-Jr.	San Antonio, Texas/Ronald Reagan
20	Scottie Lindsey	G/F	6-5	175	Fr.	Hillside, Ill./Fenwick
21	Nick Segura	F	6-6	183	Fr.	McLean, Va./The Heights School
22	Alex Olah	C	7-0	270	Jr.	Timisoara, Romania/ Traders Point Christian Acad. (Zionsville, Ind.)
23	JerShon Cobb	G	6-5	208	R-Sr.	Decatur, Ga./Columbia
30	Bryant McIntosh	G	6-3	177	Fr.	New Castle, Ind./Greensburg
32	Nathan Taphorn	F	6-7	215	So.	Pekin, Ill./Pekin
34	Sanjay Lumpkin	G/F	6-6	220	R-So.	Wayzata, Minn./Benilde-St. Margaret's
44	Gavin Skelly	F	6-8	219	Fr.	Westlake, Ohio/Westlake
50	Jeremiah Kreisberg	C	6-10	235	Gr.	Berkeley, Calif./Head-Royce School/Yale

ALPHABETICAL ROSTER

No.	Name	Pos	Ht.	Wt.	Yr.	Hometown/High School/Last School
23	JerShon Cobb	G	6-5	208	R-Sr.	Decatur, Ga./Columbia
14	Tre Demps	G	6-3	198	R-Jr.	San Antonio, Texas/Ronald Reagan
50	Jeremiah Kreisberg	C	6-10	235	Gr.	Berkeley, Calif./Head-Royce School/Yale
4	Vic Law	F	6-7	185	Fr.	South Holland, Ill./St. Rita
20	Scottie Lindsey	G/F	6-5	175	Fr.	Hillside, Ill./Fenwick
34	Sanjay Lumpkin	G/F	6-6	220	R-So.	Wayzata, Minn./Benilde-St. Margaret's
30	Bryant McIntosh	G	6-3	177	Fr.	New Castle, Ind./Greensburg
22	Alex Olah	C	7-0	270	Jr.	Timisoara, Romania/ Traders Point Christian Acad. (Zionsville, Ind.)
21	Nick Segura	F	6-6	183	Fr.	McLean, Va./The Heights School
44	Gavin Skelly	F	6-8	219	Fr.	Westlake, Ohio/Westlake
3	Dave Sobolewski	G	6-1	180	Sr.	Naperville, Ill./Benet Academy
32	Nathan Taphorn	F	6-7	215	So.	Pekin, Ill./Pekin
0	Johnnie Vassar	G	6-0	185	Fr.	Chicago, Ill./JSerra (San Juan Capistrano, Calif.)

Head Coach: Chris Collins

Assistant Coach: Brian James

Assistant Coach: Pat Baldwin

Assistant Coach: Armon Gates

Director of Player Development: Ryan Humphrey

Director of Operations: Chris Lauten

BY ELIGIBILITY

SENIORS (3)
JerShon Cobb
Jeremiah Kreisberg
Dave Sobolewski

JUNIORS (2)
Tre Demps
Alex Olah

SOPHOMORES (2)
Sanjay Lumpkin
Nathan Taphorn

FRESHMEN (6)
Vic Law
Scottie Lindsey
Bryant McIntosh
Nick Segura
Gavin Skelly
Johnnie Vassar

BY STATE/COUNTRY

CALIFORNIA (1)
Jeremiah Kreisberg

GEORGIA (1)
JerShon Cobb

ILLINOIS (5)
Vic Law
Scottie Lindsey
Dave Sobolewski
Nathan Taphorn
Johnnie Vassar

INDIANA (1)
Bryant McIntosh

MINNESOTA (1)
Sanjay Lumpkin

OHIO (1)
Gavin Skelly

ROMANIA (1)
Alex Olah

TEXAS (1)
Tre Demps

VIRGINIA (1)
Nick Segura

PRONUNCIATIONS

Jeremiah Kreisberg (50) KRICE-berg
Sanjay Lumpkin (34) SAHN-jay
Dave Sobolewski (3) So-buh-LEW-ski

2014-15 NORTHWESTERN SCHEDULE AND RESULTS

Date	Opponent	Result/Time	Record/TV	NU High Scorer	NU High Rebounder	NU High Assists	Attend.
Nov. 7	McKendree (exhib.)	W, 102-52	0-0, 0-0	18, Olah	8, Olah	11, McIntosh	—
Nov. 14	Houston Baptist	W, 65-58	1-0, 0-0	21, Olah	10, Olah	6, McIntosh	6,321
Nov. 17	at Brown	W, 69-56	2-0, 0-0	16, Cobb	12, Lumpkin	5, McIntosh	1,503
Nov. 20	North Florida ❖	W, 69-67	3-0, 0-0	16, McIntosh	8, Law	4, Law/McIntosh	5,783
Nov. 22	Elon ❖	W, 68-67 (OT)	4-0, 0-0	21, Demps	12, Olah	7, McIntosh	6,315
Nov. 25	vs. Miami (Ohio) ❖	W, 55-46	5-0, 0-0	13, Law/Olah	8, Law/Olah	5, McIntosh	650
Nov. 26	vs. Northern Iowa ❖	L, 61-42	5-1, 0-0	13, McIntosh	7, Law	2, Law/Vassar	650
Dec. 3	Georgia Tech X	L, 66-58	5-2, 0-0	19, Olah	10, Olah	7, McIntosh	6,133
Dec. 6	at #23/-- Butler	L, 65-56	5-3, 0-0	12, McIntosh	6, Law	5, McIntosh	7,920
Dec. 14	Mississippi Valley State	W, 101-49	6-3, 0-0	17, Olah	11, Lumpkin	6, McIntosh	6,277
Dec. 17	Central Michigan	L, 80-67	6-4, 0-0	12, McIntosh/Olah	8, Lumpkin	7, Demps	5,820
Dec. 20	Western Michigan	W, 67-61	7-4, 0-0	17, Demps	12, Olah	8, McIntosh	6,612
Dec. 22	UIC	W, 63-46	8-4, 0-0	22, McIntosh	7, Olah	4, McIntosh	6,503
Dec. 27	Northern Kentucky	W, 76-55	9-4, 0-0	23, Demps	7, Skelly	7, Olah	6,650
Dec. 30	at Rutgers	W, 51-47	10-4, 1-0	17, McIntosh	7, Cobb/Demps	4, McIntosh	5,651
Jan. 4	#4/4 Wisconsin	L, 81-58	10-5, 1-1	17, Demps	6, Demps	4, Demps	8,117
Jan. 11	at Michigan State	L, 84-77 (OT)	10-6, 1-2	18, McIntosh	7, Olah	6, Demps	14,797
Jan. 14	Illinois	L, 72-67	10-7, 1-3	16, McIntosh	12, Olah	4, Olah	7,652
Jan. 17	at Michigan	L, 56-54	10-8, 1-4	22, Olah	7, Olah	8, McIntosh	12,707
Jan. 22	Ohio State	L, 69-67	10-9, 1-5	16, Olah	6, Law/Olah	4, Cobb/Demps	7,117
Jan. 25	at #13/8 Maryland	6:30 p.m.	BTN				
Jan. 31	Purdue	5 p.m.	ESPNU				
Feb. 3	at Nebraska	6:30 p.m.	BTN				
Feb. 7	at Wisconsin	4:30 p.m.	BTN				
Feb. 10	Michigan State	6 p.m.	BTN				
Feb. 15	Iowa	2 p.m.	BTN				
Feb. 18	at Minnesota	8 p.m.	BTN				
Feb. 21	Penn State	2 p.m.	ESPNU				
Feb. 25	Indiana	6 p.m.	BTN				
Feb. 28	at Illinois	6 p.m.	BTN				
March 3	Michigan	8 p.m.	BTN				
March 7	at Iowa	TBA	BTN				
March 11-15	Big Ten Tournament	TBA	TBA				

Home games in **bold**

All times Central

❖ Cancun Challenge

X ACC/Big Ten Challenge

✓ Chicago, Ill. (United Center)

2014-15 OVERALL STATISTICS



2014-15 Northwestern Basketball Northwestern Combined Team Statistics (as of Jan 23, 2015) All games



RECORD:	OVERALL	HOME	AWAY	NEUTRAL
ALL GAMES	10-9	7-5	2-3	1-1
CONFERENCE	1-5	0-3	1-2	0-0
NON-CONFERENCE	9-4	7-2	1-1	1-1

#	Player	gp-gs	min	avg	Total			3-Point		F-Throw		Rebounds				pf	dq	a	to	blk	stl	pts	avg
					fg-fga	fg%	3fg-fga	3fg%	ft-fa	ft%	off	def	tot	avg									
14	Demps, Tre	19-12	614	32.3	86-222	.387	28-95	.295	28-44	.636	12	57	69	3.6	32	0	49	22	1	6	228	12.0	
30	McIntosh, Bryant	19-18	629	33.1	83-199	.417	25-64	.391	36-42	.857	8	44	52	2.7	23	0	87	52	6	4	227	11.9	
22	Olah, Alex	19-19	532	28.0	74-148	.500	7-21	.333	58-77	.753	41	95	136	7.2	46	1	29	34	32	10	213	11.2	
4	Law, Vic	19-16	459	24.2	42-116	.362	8-41	.195	32-40	.800	19	78	97	5.1	49	0	26	29	12	7	124	6.5	
23	Cobb, JerShon	14-10	316	22.6	30-80	.375	16-49	.327	11-16	.688	4	40	44	3.1	25	0	22	16	1	3	87	6.2	
34	Lumpkin, Sanjay	19-18	494	26.0	40-72	.556	8-25	.320	25-34	.735	28	57	85	4.5	56	2	22	15	5	15	113	5.9	
32	Taphorn, Nathan	16-0	147	9.2	26-44	.591	13-25	.520	4-6	.667	8	10	18	1.1	20	0	7	7	0	2	69	4.3	
20	Lindsey, Scottie	18-1	217	12.1	26-63	.413	12-29	.414	8-11	.727	8	32	40	2.2	32	0	8	12	5	2	72	4.0	
3	Sobolewski, Dave	18-1	147	8.2	11-28	.393	9-22	.409	9-11	.818	2	9	11	0.6	25	0	8	4	0	6	40	2.2	
44	Skelly, Gavin	17-0	140	8.2	12-24	.500	0-0	.000	6-11	.545	14	24	38	2.2	18	0	7	7	12	5	30	1.8	
0	Vassar, Johnnie	11-0	56	5.1	6-14	.429	1-3	.333	0-1	.000	2	5	7	0.6	11	0	8	6	0	2	13	1.2	
21	Segura, Nick	2-0	3	1.5	0-2	.000	0-1	.000	2-2	1.000	2	0	2	1.0	1	0	0	0	0	0	2	1.0	
50	Kreisberg, Jeremiah	15-0	96	6.4	5-10	.500	0-0	.000	2-5	.400	6	12	18	1.2	14	0	2	9	0	0	12	0.8	
Team																							
Total.....		19	3850		441-1022	.432	127-375	.339	221-300	.737	183	487	670	35.3	353	3	275	218	74	62	1230	64.7	
Opponents.....		19	3851		423-1018	.416	116-315	.368	224-348	.644	182	432	614	32.3	296	-	229	192	47	99	1186	62.4	

TEAM STATISTICS	NU	OPP	Date	Opponent	Score	Att.
SCORING	1230	1186	11/14/14	HOUSTON BAPTIST	w 65-58	6372
Points per game	64.7	62.4	11/17/14	at Brown	w 69-56	1503
Scoring margin	+2.3	-	11/20/14	NORTH FLORIDA	w 69-67	5783
FIELD GOALS-ATT	441-1022	423-1018	11/22/14	ELON	Wot 68-67	6315
Field goal pct	.432	.416	11/25/14	vs Miami (OH)	w 55-46	650
3 POINT FG-ATT	127-375	116-315	11/26/14	vs Northern Iowa	L 42-61	650
3-point FG pct	.339	.368	12/03/14	GEORGIA TECH	L 58-66	6133
3-pt FG made per game	6.7	6.1	12/06/14	at Butler	L 56-65	7920
FREE THROWS-ATT	221-300	224-348	12/14/14	MISS. VALLEY STATE	w 101-49	6277
Free throw pct	.737	.644	12/17/14	CENTRAL MICHIGAN	L 67-80	5820
F-Throws made per game	11.6	11.8	12/20/14	WESTERN MICHIGAN	w 67-61	6612
REBOUNDS	670	614	12/22/14	UIC	w 63-46	6503
Rebounds per game	35.3	32.3	12/27/14	NORTHERN KENTUCKY	w 76-55	6650
Rebounding margin	+2.9	-	* 12/30/14	at Rutgers	w 51-47	5651
ASSISTS	275	229	* 01/04/15	WISCONSIN	L 58-81	8117
Assists per game	14.5	12.1	* 01/11/15	at Michigan State	Lot 77-84	14797
TURNOVERS	218	192	* 01/14/15	ILLINOIS	L 67-72	7652
Turnovers per game	11.5	10.1	* 01/17/15	at Michigan	L 54-56	12707
Turnover margin	-1.4	-	* 01/22/15	OHIO STATE	L 67-69	7117
Assist/turnover ratio	1.3	1.2				
STEALS	62	99				
Steals per game	3.3	5.2				
BLOCKS	74	47				
Blocks per game	3.9	2.5				
ATTENDANCE	79351	43878				
Home games-Avg/Game	12-6613	5-8516				
Neutral site-Avg/Game	-	2-650				

* - Conference game

Score by Periods	1st	2nd	OT	Totals
Northwestern	574	644	12	1230
Opponents	577	591	18	1186



2014-15 Northwestern Basketball
 Northwestern Combined Team Statistics (as of Jan 22, 2015)
 Conference games



RECORD:	OVERALL	HOME	AWAY	NEUTRAL
ALL GAMES	1-5	0-3	1-2	0-0
CONFERENCE	1-5	0-3	1-2	0-0
NON-CONFERENCE	0-0	0-0	0-0	0-0

#	Player	gp-gs	min	avg	Total		3-Point		F-Throw		Rebounds				pf	dq	a	to	blk	stl	pts	avg
					fg-fga	fg%	3fg-fga	3fg%	ft-fa	ft%	off	def	tot	avg								
30	McIntosh, Bryant	6-6	205	34.2	29-69	.420	9-22	.409	13-14	.929	3	16	19	3.2	8	0	22	18	1	0	80	13.3
14	Demps, Tre	6-6	214	35.7	29-66	.439	10-28	.357	11-15	.733	3	22	25	4.2	13	0	19	11	0	2	79	13.2
22	Olah, Alex	6-6	175	29.2	27-52	.519	0-7	.000	16-17	.941	15	26	41	6.8	13	0	9	12	8	3	70	11.7
23	Cobb, JerShon	6-2	137	22.8	17-35	.486	9-22	.409	3-5	.600	2	24	26	4.3	8	0	13	6	0	1	46	7.7
32	Taphorn, Nathan	4-0	45	11.3	8-12	.667	5-8	.625	0-1	.000	1	4	5	1.3	3	0	1	3	0	0	21	5.3
04	Law, Vic	6-4	115	19.2	8-29	.276	1-9	.111	6-8	.750	6	23	29	4.8	15	0	2	3	2	1	23	3.8
03	Sobolewski, Dave	5-0	43	8.6	5-9	.556	5-9	.556	0-0	.000	0	1	1	0.2	8	0	1	1	0	2	15	3.0
34	Lumpkin, Sanjay	6-5	142	23.7	5-15	.333	1-8	.125	6-9	.667	6	9	15	2.5	13	0	7	5	1	3	17	2.8
20	Lindsey, Scottie	6-1	66	11.0	3-17	.176	2-8	.250	2-2	1.000	1	12	13	2.2	9	0	3	2	1	0	10	1.7
50	Kreisberg, Jeremiah	6-0	52	8.7	4-7	.571	0-0	.000	1-2	.500	1	9	10	1.7	4	0	1	6	0	0	9	1.5
44	Skelly, Gavin	5-0	22	4.4	1-2	.500	0-0	.000	2-2	1.000	1	2	3	0.6	2	0	1	1	0	0	4	0.8
0	Vassar, Johnnie	3-0	9	3.0	0-2	.000	0-0	.000	0-0	.000	0	1	1	0.3	1	0	2	1	0	1	0	0.0
Team											8	5	13		1		2					
Total.....		6	1225		136-315	.432	42-121	.347	60-75	.800	47	154	201	33.5	98	0	81	71	13	13	374	62.3
Opponents.....		6	1225		151-345	.438	46-120	.383	61-91	.670	57	135	192	32.0	80	-	87	39	17	29	409	68.2

TEAM STATISTICS	NU	OPP	Date	Opponent	Score	Att.
SCORING	374	409	* 12/30/14	at Rutgers	W 51-47	5651
Points per game	62.3	68.2	* 01/04/15	WISCONSIN	L 58-81	8117
Scoring margin	-5.8	-	* 01/11/15	at Michigan State	Lot 77-84	14797
FIELD GOALS-ATT	136-315	151-345	* 01/14/15	ILLINOIS	L 67-72	7652
Field goal pct	.432	.438	* 01/17/15	at Michigan	L 54-56	12707
3 POINT FG-ATT	42-121	46-120	* 01/22/15	OHIO STATE	L 67-69	7117
3-point FG pct	.347	.383	* - Conference game			
3-pt FG made per game	7.0	7.7				
FREE THROWS-ATT	60-75	61-91				
Free throw pct	.800	.670				
F-Throws made per game	10.0	10.2				
REBOUNDS	201	192				
Rebounds per game	33.5	32.0				
Rebounding margin	+1.5	-				
ASSISTS	81	87				
Assists per game	13.5	14.5				
TURNOVERS	71	39				
Turnovers per game	11.8	6.5				
Turnover margin	-5.3	-				
Assist/turnover ratio	1.1	2.2				
STEALS	13	29				
Steals per game	2.2	4.8				
BLOCKS	13	17				
Blocks per game	2.2	2.8				
ATTENDANCE	22886	33155				
Home games-Avg/Game	3-7629	3-11052				
Neutral site-Avg/Game	-	0-0				

Score by Periods	1st	2nd	OT	Totals
Northwestern	187	182	5	374
Opponents	211	186	12	409

INDIVIDUAL CAREER HIGHS

JERSHON COBB

Points24 vs. Minnesota (3/8/12)
 Rebounds..... 12 at UIC (11/20/13)
 FG 8 (3x) last vs. Minnesota (2/16/14)
 3-pt FG 5 (2x) last vs. Minnesota (2/16/14)
 FT 11 vs. Illinois State (11/17/13)
 Assists 8 vs. Eastern Illinois (11/9/13)
 Steals5 vs. Minnesota (2/18/12)
 Minutes.....41 vs. Purdue (1/21/14)

TRE DEMPS

Points 23 (2x) last vs. N. Kentucky (12/27/14)
 Rebounds..... 8 vs. Illinois (1/12/14)
 FG 9 vs. Northern Kentucky (12/27/14)
 3-pt FG 4 (4x) last vs. Iowa (3/13/14)
 FT 6 (2x) last at Michigan State (2/13/14)
 Assists7 vs. Central Michigan (12/17/14)
 Steals 2 (2x) last at Purdue (2/24/13)
 Minutes.....42 (2x) last at Michigan St. (1/11/15)

VIC LAW

Points16 vs. Elon (11/22/14)
 Rebounds..... 8 (2x) last vs. Miami (11/25/14)
 FG 5 vs. Houston Baptist (11/14/14)
 3-pt FG 2 (2x) last vs. Butler (12/6/14)
 FT 3 vs. Houston Baptist (11/14/14)
 Assists 4 (2x) last vs. Elon (11/22/14)
 Steals 2 at Brown (11/17/14)
 Minutes.....32 vs. North Florida (11/20/14)

SCOTTIE LINDSEY

Points 12 vs. N. Kentucky (12/27/14)
 Rebounds..... 6 (2x) last at Michigan (1/17/15)
 FG 3 (3x) last vs. MVSU (12/14/14)
 3-pt FG 2 (2x) last N. Kentucky (12/27/14)
 FT 2 (2x) last N. Kentucky (12/27/14)
 Assists 2 (2x) last vs. Ohio State (1/22/15)
 Steals 1 (2x) last N. Kentucky (12/27/14)
 Minutes..... 22 vs. N. Kentucky (12/27/14)

SANJAY LUMPKIN

Points15 at Brown (11/17/14)
 Rebounds..... 12 (2x) last at Brown (11/17/14)
 FG 5 (2x) last vs. N. Florida (11/20/14)
 3-pt FG 3 vs. Eastern Illinois (11/9/13)
 FT 4 (3x) last vs. Elon (11/22/14)
 Assists 5 vs. MVSU (12/14/14)
 Steals 5 vs. Iowa (1/25/14)
 Minutes.....43 vs. Purdue (1/21/14)

BRYANT McINTOSH

Points22 vs. UIC (12/22/14)
 Rebounds..... 5 (2x) last at Michigan St. (1/11/15)
 FG 7 vs. UIC (12/22/14)
 3-pt FG 4 vs. N. Florida (11/20/14)
 FT 5 at Rutgers (12/30/14)
 Assists 8 (2x) last at Michigan (1/17/15)
 Steals 2 vs. MVSU (12/14/14)
 Minutes.....38 vs. Elon (11/22/14)

ALEX OLAH

Points 23 vs. Wisconsin (1/2/14)
 Rebounds..... 12 (3x) last vs. Illinois (1/14/15)
 FG 10 vs. Wisconsin (1/2/14)
 3-pt FG 3 at Nebraska (3/1/14)
 FT 8 vs. Houston Baptist (11/14/14)
 Assists7 (2x) last vs. N. Kentucky (12/27/14)
 Steals 3 vs. Delaware St. (11/20/12)
 Minutes.....40- vs. Penn State (3/6/14)

NICK SEGURA

Points 2 vs. N. Kentucky (12/27/14)
 Rebounds.....none
 FGnone
 3-pt FGnone
 FT 2 vs. N. Kentucky (12/27/14)
 Assistsnone
 Stealsnone
 Minutes..... 2 vs. N. Kentucky (12/27/14)

GAVIN SKELLY

Points 8 vs. MVSU (12/14/14)
 Rebounds..... 7 vs. N. Kentucky (12/27/14)
 FG 3 vs. Western Michigan (12/21/14)
 3-pt FGnone
 FT 4 vs. MVSU (12/14/14)
 Assists 3 vs. MVSU (12/14/14)
 Steals 3 vs. MVSU (12/14/14)
 Minutes..... 16 vs. MVSU (12/14/14)

DAVE SOBOLEWSKI

Points 25 at UIC (11/20/13)
 Rebounds..... 6 (5x) last vs. Iowa (3/13/14)
 FG 9 at UIC (11/20/13)
 3-pt FG 5 vs. Texas Southern (12/15/11)
 FT 8 at Purdue (3/9/14)
 Assists 9 vs. Texas Southern (11/13/12)
 Steals 4 (2x) last vs. Minnesota (1/6/13)
 Minutes..... 43 at Michigan (1/11/12)

NATHAN TAPHORN

Points16 vs. MVSU (12/14/14)
 Rebounds..... 4 (2x) last vs. Missouri (11/28/13)
 FG 7 vs. MVSU (12/14/14)
 3-pt FG 3 (2x) last at Michigan St. (1/11/15)
 FT 2 (2x) last at Ohio State (2/19/14)
 Assists 2 (2x) last vs. MVSU (12/16/13)
 Steals 2 at Stanford (11/14/13)
 Minutes..... 27 vs. Missouri (11/28/13)

JOHNNIE VASSAR

Points 7 vs. MVSU (12/14/14)
 Rebounds..... 4 vs. MVSU (12/14/14)
 FG 3 vs. MVSU (12/14/14)
 3-pt FG 1 vs. MVSU (12/14/14)
 FTnone
 Assists 3 vs. MVSU (12/14/14)
 Steals 1 vs. MVSU (12/14/14)
 Minutes..... 15 vs. MVSU (12/14/14)

ACTIVE TEAM LEADERS

POINTS

Tre Demps.....844
 Dave Sobolewski.....764
 JerShon Cobb.....741
 Alex Olah.....703
 Jeremiah Kreisberg.....589

REBOUNDS

Alex Olah.....434
 Jeremiah Kreisberg.....368
 JerShon Cobb.....282
 Sanjay Lumpkin.....247
 Dave Sobolewski.....241

ASSISTS

Dave Sobolewski.....320
 Tre Demps.....153
 JerShon Cobb.....143
 Alex Olah.....116
 Jeremiah Kreisberg.....85

BLOCKED SHOTS

Alex Olah.....118
 Jeremiah Kreisberg.....23
 Dave Sobolewski.....21
 Sanjay Lumpkin.....18
 JerShon Cobb.....14

STEALS

Dave Sobolewski.....85
 JerShon Cobb.....73
 Sanjay Lumpkin.....52
 Alex Olah.....38
 Tre Demps.....24

3-POINT FIELD GOALS

Dave Sobolewski.....112
 Tre Demps.....112
 JerShon Cobb.....91
 Nathan Taphorn.....28
 Bryant McIntosh.....25

GAMES PLAYED

Dave Sobolewski.....110
 Jeremiah Kreisberg.....99
 JerShon Cobb.....87
 Tre Demps.....87
 Alex Olah.....83

20+ POINT SCORING GAMES

	SEASON	CAREER
Dave Sobolewski	0	6
JerShon Cobb	0	5
Tre Demps	2	4
Alex Olah	2	4
Bryant McIntosh	1	1

10+ REBOUND GAMES

	SEASON	CAREER
Alex Olah	6	7
Sanjay Lumpkin	2	6
JerShon Cobb	0	1

DOUBLE-DOUBLES

	SEASON	CAREER
Alex Olah	4	5
Sanjay Lumpkin	1	3

2014-15 GAME-BY-GAME STATISTICS

Team	NU Starters	FG-A	Pct.	3FG-A	Pct.	FT-A	Pct.	Reb.	A	TO	B	S	PF	1st	2nd	OT	F
Northwestern	McIntosh, Cobb, Law,	23-60	.383	6-22	.273	13-19	.684	36	13	5	3	1	17	28	37	-	65
Houston Baptist	Lumpkin, Olah	21-51	.412	2-15	.133	14-21	.667	40	12	10	1	2	16	31	27	-	58
Northwestern at Brown	McIntosh, Cobb, Law, Lumpkin, Olah	22-50 16-44	.440 .364	8-14 6-15	.571 .400	17-21 18-27	.810 .667	39 25	11 8	15 15	1 3	5 5	26 18	36 26	33 30	-	69 56
Northwestern	McIntosh, Cobb, Law	25-56	.446	10-23	.435	9-12	.750	33	18	14	3	6	18	31	38	-	69
North Florida	Lumpkin, Olah	25-49	.510	7-16	.438	10-16	.625	29	14	12	3	8	29	29	38	-	67
Northwestern	McIntosh, Cobb, Law, Lumpkin, Olah	19-47 25-65	.404 .385	3-14 10-18	.214 .556	27-37 7-13	.730 .538	39 38	17 15	16 15	8 0	4 8	14 29	27 29	34 32	7 6	68 67
Northwestern vs. Miami (Ohio)	McIntosh, Cobb, Law, Lumpkin, Olah	19-48 15-48	.396 .313	9-22 5-13	.409 .385	8-13 11-21	.615 .524	37 29	11 6	16 12	10 2	2 8	19 15	31 25	24 21	-	55 46
Northwestern vs. Northern Iowa	McIntosh, Cobb, Law, Lumpkin, Olah	16-53 22-46	.302 .478	5-21 5-16	.238 .313	5-8 12-18	.625 .667	28 36	6 6	10 12	5 1	0 7	18 11	20 31	22 30	-	42 61
Northwestern	McIntosh, Cobb, Law, Lumpkin, Olah	23-55 25-55	.418 .455	4-23 2-9	.174 .222	8-14 14-18	.571 .778	35 35	14 15	12 11	6 6	3 4	22 16	18 31	40 35	-	58 66
Northwestern at Butler	Sobolewski, Cobb, Demps, Lumpkin, Olah	22-54 24-49	.407 .490	6-18 1-5	.333 .200	6-7 16-28	.857 .571	31 33	14 6	12 9	0 6	2 6	26 12	28 34	28 31	-	56 65
Northwestern	McIntosh, Demps, Law, Lumpkin, Olah	39-68 18-62	.574 .290	11-24 2-13	.458 .154	12-22 11-21	.545 .524	51 33	25 9	11 15	4 0	10 6	21 17	47 26	54 23	-	101 49
Northwestern	McIntosh, Demps, Law, Lumpkin, Olah	26-62 28-48	.419 .583	6-19 10-18	.316 .556	9-11 14-17	.818 .824	26 31	17 15	8 13	3 2	2 5	19 14	29 36	38 44	-	67 80
Northwestern	McIntosh, Demps, Law, Lumpkin, Olah	23-54 19-49	.426 .388	6-20 10-26	.300 .385	15-23 13-23	.652 .565	39 33	16 13	7 8	3 0	4 3	24 20	25 28	42 33	-	67 61
Northwestern	McIntosh, Demps, Law, Lumpkin, Olah	22-41 15-60	.537 .250	5-13 6-18	.385 .333	14-20 10-15	.700 .667	33 36	15 12	11 10	9 2	5 5	15 18	31 16	32 30	-	63 46
Northwestern	McIntosh, Demps, Law, Lumpkin, Olah	26-59 19-47	.441 .404	6-21 4-13	.286 .308	18-18 13-19	1.000 .684	42 24	17 11	10 11	6 4	5 3	16 14	36 24	40 31	-	76 55
Northwestern at Rutgers	McIntosh, Demps, Law, Lumpkin, Olah	16-41 16-53	.390 .302	7-20 5-18	.350 .278	12-18 10-16	.667 .625	33 35	8 8	15 10	2 2	4 7	14 17	27 22	24 25	-	51 47
Northwestern	McIntosh, Demps, Law, Lumpkin, Olah	24-61 30-57	.393 .526	4-14 12-25	.393 .480	6-8 9-15	.750 .600	32 37	16 23	9 7	0 3	1 2	16 9	21 43	37 38	-	58 81
Northwestern at Michigan State	McIntosh, Demps, Law, Lumpkin, Olah	26-55 31-62	.473 .500	12-25 3-11	.480 .273	13-16 19-26	.813 .731	31 32	17 18	14 7	1 1	1 6	20 14	40 40	32 32	5 12	77 84
Northwestern	McIntosh, Demps, Law, Lumpkin, Olah	24-52 26-62	.462 .419	7-21 8-24	.333 .333	12-13 12-14	.923 .857	35 30	14 12	11 3	4 3	0 6	16 14	33 37	34 35	-	67 72
Northwestern	McIntosh, Demps, Cobb, Lumpkin, Olah	22-52 20-58	.423 .345	5-20 9-23	.250 .391	5-6 7-11	.833 .636	38 29	12 10	12 3	2 2	1 6	16 11	32 31	22 25	-	54 56
Northwestern	McIntosh, Demps, Cobb, Lumpkin, Olah	24-54 28-53	.444 .528	7-21 9-19	.333 .474	12-14 4-9	.857 .444	32 29	14 15	10 9	4 6	6 2	16 15	34 38	33 31	-	67 69

2014-15 GAME HIGHS AND LOWS

NORTHWESTERN HIGHS

POINTS	101	MISS. VALLEY STATE (12/14/14)
FIELD GOALS MADE	39	MISS. VALLEY STATE (12/14/14)
FIELD GOAL ATTEMPTS	68	MISS. VALLEY STATE (12/14/14)
FIELD GOAL PERCENTAGE	.574 (39-38)	MISS. VALLEY STATE (12/14/14)
3 PT FIELD GOALS MADE	12	at Michigan State (1/11/15)
3 PT FG ATTEMPTS	25	at Michigan State (1/11/15)
3 PT FG PERCENTAGE	.571 (8-14)	at Brown (11/17/14)
FREE THROWS MADE	27	ELON (11/22/14)
FREE THROW ATTEMPTS	37	ELON (11/22/14)
FREE THROW PERCENTAGE	1.00 (18-18)	NO. KENTUCKY (12/27/14)
REBOUNDS	51	MISS. VALLEY STATE (12/14/14)
ASSISTS	25	MISS. VALLEY STATE (12/14/14)
STEALS	10	MISS. VALLEY STATE (12/14/14)
BLOCKED SHOTS	10	vs. Miami (Ohio) (11/25/14)
TURNOVERS	16	vs. Miami (Ohio) (11/25/14)
	16	ELON (11/22/14)
FOULS	26	at Butler (12/6/14)
	26	at Brown (11/17/14)

NORTHWESTERN LOWS

POINTS	42	vs. Northern Iowa (11/26/14)
FIELD GOALS MADE	16	at Rutgers (12/30/14)
	16	vs. Northern Iowa (11/26/14)
FIELD GOAL ATTEMPTS	41	at Rutgers (12/30/14)
	41	UIC (12/22/14)
FIELD GOAL PERCENTAGE	.302 (16-53)	vs. Northern Iowa (11/26/14)
3 PT FIELD GOALS MADE	3	ELON (11/22/14)
3 PT FG ATTEMPTS	13	UIC (12/22/14)
3 PT FG PERCENTAGE	.174 (4-23)	GEORGIA TECH (12/3/14)
FREE THROWS MADE	5	at Michigan (1/17/15)
	5	vs. Northern Iowa (11/26/14)
FREE THROW ATTEMPTS	6	at Michigan (1/17/15)
FREE THROW PERCENTAGE	.545 (12-22)	MISS. VALLEY STATE (12/14/14)
REBOUNDS	26	CENTRAL MICH. (12/17/14)
ASSISTS	6	vs. Northern Iowa (11/26/14)
STEALS	0	ILLINOIS (1/14/15)
	0	vs. Northern Iowa (11/26/14)
BLOCKED SHOTS	0	WISCONSIN (1/4/15)
	0	at Butler (12/6/14)
TURNOVERS	5	HOUSTON BAPTIST (11/14/14)
FOULS	14	at Rutgers (12/30/14)
	14	ELON (11/22/14)

NORTHWESTERN PLAYER HIGHS

Points	23	Tre Demps vs. No. Kentucky (12/27/14)
Field Goals Made	9	Alex Olah at Michigan (1/17/15)
	9	Tre Demps vs. No. Kentucky (12/27/14)
Field Goal Att.	18	Tre Demps vs. No. Kentucky (12/27/14)
FG Pct (min 5 made)	1.005 (5-5)	JerShon Cobb at Michigan State (1/11/15)
3-Point FG Made	4	Bryant McIntosh vs. N. Florida (11/20/14)
3-Point FG Att.	9	Tre Demps at Michigan State (1/11/15)
	9	Tre Demps vs. Western Mich. (12/20/14)
3-Pt FG % (min 2 made)	1.000 (4-4)	Bryant McIntosh vs. N. Florida (11/20/14)
Free Throws Made	8	Vic Law vs. Elon (11/22/14)
	8	Alex Olah vs. Houston Baptist (11/14/14)
Free Throw Att.	11	Alex Olah vs. Houston Baptist (11/14/14)
FT Pct (min 3 made)	1.000 (6-6)	Bryant McIntosh vs. UIC (12/22/14)
Rebounds	12	four times
Assists	8	Bryant McIntosh at Michigan (1/17/15)
	8	Bryant McIntosh vs. West. Mich. (12/20/14)
Steals	3	Gavin Skelly vs. Miss. Valley St. (12/14/14)
Blocked Shots	4	Alex Olah vs. Miami (Ohio) (11/25/14)

OPPONENT HIGHS

POINTS	84	at Michigan State (1/11/15)
FIELD GOALS MADE	31	at Michigan State (1/11/15)
FIELD GOAL ATTEMPTS	65	ELON (11/22/14)
FIELD GOAL PERCENTAGE	.583 (28-48)	CENTRAL MICHIGAN (12/17/14)
3 PT FIELD GOALS MADE	12	WISCONSIN (1/4/15)
3 PT FG ATTEMPTS	26	WESTERN MICHIGAN (12/20/14)
3 PT FG PERCENTAGE	.556 (10-18)	CENTRAL MICHIGAN (12/17/14)
	.556 (10-18)	ELON (11/22/14)
FREE THROWS MADE	19	at Michigan State (1/11/15)
FREE THROW ATTEMPTS	28	at Butler (12/6/14)
FREE THROW PERCENTAGE	.857 (12-14)	ILLINOIS (1/14/15)
REBOUNDS	40	HOUSTON BAPTIST (11/14/14)
ASSISTS	23	WISCONSIN (1/4/15)
STEALS	8	three times
BLOCKED SHOTS	6	three times
TURNOVERS	15	three times
FOULS	29	ELON (11/22/14)

OPPONENT LOWS

POINTS	46	UIC (12/22/14)
	46	vs. Miami (Ohio) (11/25/14)
FIELD GOALS MADE	15	UIC (12/22/14)
	15	vs. Miami (Ohio) (11/25/14)
FIELD GOAL ATTEMPTS	44	at Brown (11/17/14)
FIELD GOAL PERCENTAGE	.250 (15-60)	UIC (12/22/14)
3 PT FIELD GOALS MADE	1	at Butler (12/6/14)
3 PT FG ATTEMPTS	5	at Butler (12/6/14)
3 PT FG PERCENTAGE	.133 (2-15)	HOUSTON BAPTIST (11/14/14)
FREE THROWS MADE	4	OHIO STATE (1/22/15)
FREE THROW ATTEMPTS	9	OHIO STATE (1/22/15)
FREE THROW PERCENTAGE	.444 (4-9)	OHIO STATE (1/22/15)
REBOUNDS	24	NO. KENTUCKY (12/27/14)
ASSISTS	6	three times
STEALS	2	three times
BLOCKED SHOTS	0	three times
TURNOVERS	3	at Michigan (1/17/15)
	3	ILLINOIS (1/14/15)
FOULS	9	WISCONSIN (1/4/15)

OPPONENT PLAYER HIGHS

Points	33	D'Angelo Russell vs. Ohio State (1/22/15)
Field Goals Made	12	D'Angelo Russell vs. Ohio State (1/22/15)
Field Goal Att.	19	Caris LeVert at Michigan (1/17/15)
FG Pct (min 5 made)	1.000 (6-6)	Josh Heath vs. Georgia Tech (12/3/14)
3-Point FG Made	8	Tanner Samson vs. Elon (11/22/14)
3-Point FG Att.	13	Tanner Samson vs. Elon (11/22/14)
3-Pt FG % (min 2 made)	1.000 (2-2)	Jason McClellan vs. UIC (12/22/14)
	1.000 (2-2)	Tyler Williams at Brown (11/17/14)
Free Throws Made	9	Anthony Odunsi vs. Hou. Bapt. (11/14/14)
Free Throw Att.	11	Rafael Maia at Brown (11/17/14)
FT Pct (min 3 made)	1.000 (6-6)	Kellen Dunham at Butler (12/6/14)
Rebounds	10	four times
Assists	10	Travis Trice at Michigan State (1/11/15)
Steals	4	Alex Barlow at Butler (12/6/14)
Blocked Shots	4	Jalen Billups vs. No. Kentucky (12/27/14)

Game 1

NU 65, Houston Baptist 58

Nov. 14, 2014 • Evanston, Ill.

Alex Olah's 18 second-half points and Northwestern's freshman duo of Vic Law and Bryant McIntosh led the Wildcats to a 65-58 win over Houston Baptist, marking the Wildcats' seventh straight season-opening victory. Law and McIntosh combined for 25 points, with the latter putting forth another all-around effort behind six assists and four rebounds. Redshirt sophomore Sanjay Lumpkin added seven points on 3-of-4 shooting, and seven different players had multiple rebounds for the Wildcats. After Houston Baptist grabbed 12 of the game's first 14 points, Law scored each of Northwestern's next five, and Lumpkin knocked down a wide-open three-pointer--his first shot of the season--to bring the deficit down to four. With just over three minutes remaining in the half, freshman guard Scottie Lindsey hit a trey of his own to tie the game, and Nathan Taphorn followed up with a go-ahead layup off his offensive rebound to give the Wildcats their first lead of the game, 27-25. With Northwestern trailing 31-28 at the half, McIntosh led all players with nine points and four assists. Coming out of the break, the teams alternated leads with five switches in the first six minutes of the period. With Houston Baptist leading 42-41, Olah put the Wildcats ahead for good with a layup to cap off a Northwestern possession that featured three offensive rebounds. The Huskies kept it close after Olah's go-ahead score, but the Romanian big man hit on his only three-point attempt of the night to put Northwestern ahead 54-49 minutes later. He then hit an and-one layup, his 13th and 14th points of the half, giving the Wildcats a seven-point advantage they would hold through the end of the game.

Houston Baptist 58 • 0-1																	
#	Player	Total			3-Ptr			Rebounds			PF	TP	A	TO	Blk	Stl	Min
		FG	FGA	FG-FGA	FG	FGA	FG-FGA	FT	FTA	Off							
15	Chukwujekwu, Reveal	f	0-1	0-0	0-0	2	4	6	3	0	1	1	0	0	0	23	
5	Lasher, Colter	f	2-7	0-2	2-2	1	3	4	3	6	4	1	0	1	0	29	
55	Vilde, Ricmonds	c	6-11	1-2	0-4	3	7	10	3	13	2	2	1	0	1	28	
3	Russell, Tyler	g	3-5	0-3	2-3	0	0	0	3	8	1	1	0	1	0	23	
35	Odunsi, Anthony	g	2-4	0-0	9-10	0	4	4	1	13	4	3	0	0	0	31	
2	Smith, Marcel	g	5-12	1-5	0-0	1	2	3	0	11	0	0	0	0	0	26	
23	Fountain, Alex	g	0-2	0-1	0-0	0	2	2	0	0	0	0	0	0	0	11	
34	Crayton, Caleb	g	0-2	0-1	1-2	3	1	4	1	1	0	2	0	0	0	15	
4	Stetter, Cody	f	3-6	0-1	0-0	0	0	0	2	6	0	0	0	0	0	14	
Team						3			2								
Totals			21-51	2-15	14-21	13	27	40	16	58	12	10	1	2	0	200	
FG % 1st Half:		12-26	46.2%	2nd half:	9-25	36.0%	Game:	21-51	41.2%	Deadball							
3FG % 1st Half:		0-4	0.0%	2nd half:	2-11	18.2%	Game:	2-15	13.3%	Rebounds							
FT % 1st Half:		7-9	77.8%	2nd half:	7-12	58.3%	Game:	14-21	66.7%								

Northwestern 65 • 1-0																	
#	Player	Total			3-Ptr			Rebounds			PF	TP	A	TO	Blk	Stl	Min
		FG	FGA	FG-FGA	FG	FGA	FG-FGA	FT	FTA	Off							
34	Lumpkin, Sanjay	f	3-4	1-1	0-0	3	1	4	3	7	0	1	0	0	0	22	
4	Law, Vic	f	5-12	0-4	3-3	3	4	7	3	13	1	1	0	0	0	31	
22	Olah, Alex	c	6-13	1-1	8-11	5	5	10	2	21	2	1	3	0	0	33	
23	Cobb, JerShon	g	2-8	1-4	0-0	0	2	2	2	5	2	1	0	0	0	22	
30	McIntosh, Bryant	g	5-11	2-5	0-0	1	3	4	1	12	6	0	0	0	0	35	
14	Demps, Tre	g	0-7	0-4	1-2	0	3	3	1	1	2	0	0	0	0	30	
20	Lindsey, Scottie	g	1-2	1-2	0-0	0	2	2	2	3	0	1	0	0	0	8	
3	Sobolewski, Dave	g	0-0	0-0	0-0	0	0	0	0	0	0	0	0	0	0	2	
2	McIntosh, Nathan	g	1-3	1-1	0-0	1	0	1	0	1	2	0	0	0	0	10	
50	Kreisberg, Jeremiah	g	0-0	0-0	1-3	0	0	0	2	1	0	0	0	0	0	7	
Team						2			1								
Totals			23-60	6-22	13-19	15	21	36	17	65	13	5	3	1	0	200	
FG % 1st Half:		10-29	34.5%	2nd half:	13-31	41.9%	Game:	23-60	38.3%	Deadball							
3FG % 1st Half:		3-11	27.3%	2nd half:	3-11	27.3%	Game:	6-22	27.3%	Rebounds							
FT % 1st Half:		5-8	62.5%	2nd half:	8-11	72.7%	Game:	13-19	68.4%								

Officials: DJ Carstensen, Doran Gotschall, Courtney Green
 Technical fouls: Houston Baptist-None. Northwestern-None.
 Attendance: 6372

Score by periods			
	1st	2nd	Total
Houston Baptist	31	27	58
Northwestern	28	37	65

Last FG - HBU 2nd-01:06, NU 2nd-02:21.
 Largest lead - HBU by 10:16-15:37, NU by 9:2nd-08:00.
 HBU led for 1:10, NU led for 15:55. Game was tied for 02:50.

Score by periods			
	1st	2nd	Total
Houston Baptist	31	27	58
Northwestern	28	37	65

Points In Off 2nd Fast
 HBU 26 6 13 9 4
 NU 30 10 13 10 7

Score tied - 7 times.
 Lead changed - 7 times.

Game 2

NU 69, Brown 56

Nov. 17, 2014 • Providence, R.I.

JerShon Cobb scored 16 points and Sanjay Lumpkin had a double-double with 15 points and 12 rebounds as Northwestern cruised past Brown 69-56 at Pizzitola Sports Center. Lumpkin's point total surpassed his previous career high of 13 achieved vs. Mississippi Valley State on Dec. 16, 2013. After struggling in Friday night's season-opener, Tre Demps provided Northwestern with some instant offense off the bench. The redshirt junior tallied five quick points and had another basket taken away by a questionable charge call. A slam dunk by Vic Law off an inbounds play gave the Wildcats a 15-6 lead with 13:40 to go. Fellow freshman Scottie Lindsey entered the game and drilled a top-of-the-key triple to extend the advantage to 19-9. Five straight points by Brown cut the hosts' deficit in half but six straight by NU, capped by two free throws by Lumpkin, pushed the lead up to 25-14. Nine first-half turnovers by the Wildcats prevented them from extending their lead. A layup by Demps just before the first-half buzzer gave Northwestern a 36-26 advantage at the intermission. Lumpkin finished the first half with 9 points and 6 rebounds to help the NU offense with Law and Alex Olah limited due to foul trouble. Northwestern wasted little time in extending its lead to open the second half. The Wildcats scored 12 of the first 16 points of the half in the opening 3:30, capped by a 3-pointer by Cobb that made it 48-30. The advantage grew over 20 with 13:42 when Lindsey drilled his second trey of the game as the 'Cats extended the advantage to 53-32. Brown scored five straight to get with 16, but Cobb scored five points during a 7-2 run that pushed the advantage back to 21 and the Bears never threatened again.

Northwestern 69 • 2-0																	
#	Player	Total			3-Ptr			Rebounds			PF	TP	A	TO	Blk	Stl	Min
		FG	FGA	FG-FGA	FG	FGA	FG-FGA	FT	FTA	Off							
04	Law, Vic	f	3-4	0-0	0-0	1	5	6	3	4	4	1	0	2	22		
22	Olah, Alex	c	1-2	0-0	2-4	1	3	4	5	4	1	0	1	0	0	18	
23	Cobb, JerShon	g	4-7	3-4	0-0	1	2	3	1	16	0	1	0	0	24		
30	McIntosh, Bryant	g	2-10	0-0	2-2	0	3	3	0	6	5	4	0	0	0	34	
34	Lumpkin, Sanjay	g	5-6	1-2	4-5	4	8	12	2	15	0	0	0	2	34		
03	Sobolewski, Dave	g	1-1	1-1	0-0	0	0	0	2	3	0	0	0	0	0	6	
14	Demps, Tre	g	4-13	1-4	2-3	1	0	1	3	11	1	1	0	0	0	23	
20	Lindsey, Scottie	g	3-4	2-3	2-2	0	1	1	2	10	0	1	0	1	13		
32	Taphorn, Nathan	g	0-0	0-0	0-0	0	1	1	3	0	1	1	0	0	0	4	
44	Skelly, Gavin	g	0-2	0-0	0-0	0	3	3	1	0	0	1	0	0	0	10	
50	Kreisberg, Jeremiah	g	0-1	0-0	0-0	2	2	4	0	4	0	0	0	0	0	12	
Team						1			0								
Totals			22-50	8-14	17-21	11	28	39	26	69	11	15	1	5	0	200	
FG % 1st Half:		13-27	48.1%	2nd half:	9-23	39.1%	Game:	22-50	44.0%	Deadball							
3FG % 1st Half:		5-8	62.5%	2nd half:	3-6	50.0%	Game:	8-14	57.1%	Rebounds							
FT % 1st Half:		5-7	71.4%	2nd half:	12-14	85.7%	Game:	17-21	81.0%								

Brown 56 • 1-1																	
#	Player	Total			3-Ptr			Rebounds			PF	TP	A	TO	Blk	Stl	Min
		FG	FGA	FG-FGA	FG	FGA	FG-FGA	FT	FTA	Off							
02	King, Leland	f	6-15	1-4	4-7	2	3	5	3	17	1	2	1	1	0	29	
21	Kuakumensah, Cedric	f	1-3	0-0	0-0	0	1	1	5	2	0	5	1	0	0	13	
45	Mai, Rafael	f	3-6	0-1	6-11	2	6	8	2	12	1	0	1	0	0	34	
03	Spieth, Steven	g	1-5	1-1	2-2	1	5	6	4	5	1	2	0	0	0	23	
10	Blackmon, Tavon	g	0-2	0-2	0-0	0	1	1	2	3	5	0	1	0	0	28	
12	Hobbie, JR	g	3-7	2-5	4-5	0	1	1	1	12	0	0	0	1	23		
13	Triplett, Patrick	g	0-0	0-0	0-0	0	0	0	0	0	1	1	0	0	0	8	
22	Williams, Tyler	g	2-2	2-2	0-0	0	2	2	2	6	1	0	0	0	0	17	
25	Massey, Jason	g	0-1	0-0	0-0	0	0	0	0	0	0	0	0	0	0	9	
33	Haber, Kyle	g	0-0	0-0	0-0	0	0	0	0	0	0	0	0	0	0	6	
Team						1			0								
Totals			16-44	6-15	18-27	6	19	25	18	56	8	15	3	5	0	200	
FG % 1st Half:		8-22	36.4%	2nd half:	8-22	36.4%	Game:	16-44	36.4%	Deadball							
3FG % 1st Half:		4-10	40.0%	2nd half:	2-5	40.0%	Game:	6-15	40.0%	Rebounds							
FT % 1st Half:		6-13	46.2%	2nd half:	12-14	85.7%	Game:	18-27	66.7%								

Officials: Tony Crisp, Dennis Allicco, Jose Carrion
 Technical fouls: Northwestern-None. Brown-None.
 Attendance: 1503

Score by periods			
	1st	2nd	Total
Northwestern	36	33	69
Brown	26	30	56

Last FG - NU 2nd-04:41, BRWN 2nd-00:01.
 Largest lead - NU by 21:2nd-13:42, BRWN None.
 NU led for 38:27, BRWN led for 00:00. Game was tied for 01:33.

Score by periods			
	1st	2nd	Total
Northwestern	36	33	69
Brown	26	30	56

Points In Off 2nd Fast
 NU 24 6 19 4 2
 BRWN 24 11 4 2 18

Score tied - 1 time.
 Lead changed - 0 times.

Game 3

NU 69, North Florida 67

Nov. 20, 2014 • Evanston, Ill.

Tre Demps' game-winner and a pair of clutch 3-pointers by Bryant McIntosh led Northwestern to a hard-fought 69-67 win over North Florida in a Cancun Challenge matchup at Welsh-Ryan Arena. Northwestern overcame a seven-point deficit with four minutes left in the game, chipping away at the Ospreys' lead before McIntosh and Demps combined for the Wildcats' final 12 points. McIntosh nailed all four of his 3-point attempts in the game, scoring a team-high 16 points, and Demps had 15 of his own—including two big ones with 2.5 seconds left on the clock. Lumpkin took over during the first several minutes of the game, scoring six of NU's first eight points. Northwestern was up 23-17 with 11:29 left in the half, but North Florida went on a 10-1 run to take a 27-24 lead with just over five minutes remaining in the half. Northwestern eventually entered the half with a narrow 31-29 lead, thanks in large part to Lumpkin's 11 points. The Wildcats extended their lead to 44-38 lead, the Ospreys responded with a pair of 3-pointers to tie the score, the start of a 14-2 run that would test Northwestern's resilience. Trailing 61-54 with under four minutes left, the 'Cats got consecutive 3-pointers from JerShon Cobb and McIntosh to help get them within three. Follow a UNF basket, McIntosh scored on a layup and then hit a tying triple with 1:47 left to knot the score, 65-65. Demps and UNF's Dallas Moore traded layups before Demps took the ball in isolation from the top of the key and swished a step-back jumper from 18 feet, sealing the game for Northwestern with 2.5 seconds remaining.

North Florida 67 • 1-2																	
#	Player	Total			3-Ptr			Rebounds			PF	TP	A	TO	Blk	Stl	Min
		FG	FGA	FG-FGA	FG	FGA	FG-FGA	FT	FTA	Off							
25	BEECH, Beau	f	4-8	0-3	0-0	1	2	3	1	8	2	1	0	1	0	34	
35	DAVENPORT, Chris	f	7-8	1-1	2-3	0	4	4	17	1	4	0	0	0	25		
23	BANKS, Romelo	c	1-7	0-0	2-4	0	2	2	2	4	0	1	1	0			

Game 4 NU 68, Elon 67 (OT) Nov. 22, 2014 • Evanston, Ill.

Northwestern used overtime to post a 68-67 overtime victory over Elon at Welsh-Ryan Arena. The Wildcats rallied from 10 points down as Tre Demps scored 21 points, including hitting a game-winning shot for the second consecutive contest. Elon went on an early 12-0 run to take a 19-9 lead. However, the Wildcats finally got their offense going and rattled off 10 straight points to tie the score up at 19. Elon eventually took a 29-27 lead into halftime. The Phoenix used a surge early in the second half to push their advantage back up to 10. Just as they did against North Florida two nights earlier, the Wildcats started chipping away, and a jumper by Demps put Northwestern within three points just past the eight-minute mark. The teams traded baskets down the stretch, and with 1:31 remaining, Vic Law converted two free throws to make it 61-59 in favor of the Phoenix. Northwestern then came up with a defensive stop after a missed jumper, and Bryant McIntosh drove baseline for an easy layup on the following possession to tie the game. NU had a chance to win it in regulation, but Demps narrowly missed a jumper from the free throw line. Tanner Samson gave the Phoenix an early edge in overtime with his eighth 3-pointer of the game to start the period, but Northwestern played steadfast defense after that and held Elon to just one point for the next two-and-a-half minutes. A nice feed from Demps to Lumpkin under the basket followed by two more free throws from Law put Northwestern within a single point. Another defensive stop set up Demps to once again play the hero, and he hit connected to give Northwestern a 68-67 edge. The Wildcats got two final defensive stops down the stretch to seal the victory and improve to 4-0.

Elon 67 • 1-2

#	Player	Total		3-Ptr		Rebounds			PF	TP	A	T	Blk	Stl	Min		
		FG	FGA	FG	FGA	FT	FTA	Off								Def	Tot
32	Winters, Ryan	1	6	0	0	2	4	2	3	5	3	4	0	2	1	36	
15	Sabato, Tony	3	8	0	0	0	0	4	4	3	6	0	2	0	0	27	
10	Hamilton, Austin	0	1	0	0	1	2	0	1	2	4	0	0	0	2	12	
11	Blake, Kevin	2	2	0	0	1	2	3	3	5	1	2	0	0	0	29	
3	Samson, Tanner	8	18	1	3	0	0	5	5	3	24	2	1	0	1	38	
1	Eddy, Luke	4	8	2	4	0	1	1	3	4	4	10	2	0	0	22	
12	Hairston, Christian	0	1	0	0	1	2	0	0	1	1	0	0	0	0	9	
14	Antoni, Jack	0	2	0	0	0	0	0	1	2	0	2	0	0	0	18	
2	Thompson, Dmitri	0	4	0	1	0	1	2	3	4	0	0	0	0	0	12	
33	Bryant, Elijah	7	15	0	0	2	2	4	6	4	16	4	8	0	0	29	
4	Luther, Collin	0	0	0	0	0	0	0	0	0	0	0	0	0	0	3	
Team																	
Totals		25	65	10	18	7	13	10	28	38	29	67	15	15	0	8	225

FG % 1st Half: 12-29 41.4% 2nd half: 11-28 39.3% OT: 2-8 25.0% Game: 25-65 38.5% Deadball
3FG % 1st Half: 4-8 50.0% 2nd half: 5-9 55.6% OT: 1-1 100.0% Game: 10-18 55.6% Rebounds
FT % 1st Half: 1-3 33.3% 2nd half: 5-8 62.5% OT: 1-2 50.0% Game: 7-13 53.8% 1

Northwestern 68 • 4-0

#	Player	Total		3-Ptr		Rebounds			PF	TP	A	T	Blk	Stl	Min		
		FG	FGA	FG	FGA	FT	FTA	Off								Def	Tot
34	Lumpkin, Sanjay	2	3	0	1	4	6	0	5	5	3	8	0	2	0	30	
6	Law, Vic	4	9	0	1	8	9	0	4	4	2	16	2	2	2	31	
22	Olah, Alex	1	3	0	1	3	6	2	10	12	1	5	3	3	3	0	33
3	Cobb, JerShon	0	4	0	1	3	4	2	2	2	3	0	0	0	0	18	
30	McIntosh, Bryant	1	5	0	1	2	2	2	2	1	4	7	4	0	0	38	
0	Vassar, Johnnie	7	1	0	0	0	0	0	0	3	2	4	0	0	0	17	
14	Demps, Tre	7	13	2	5	8	0	3	0	3	0	21	4	0	0	39	
20	Lindsey, Scottie	0	0	0	0	0	0	0	0	0	0	0	2	0	0	3	
3	Sobolewski, Dave	0	0	0	0	0	0	1	1	0	0	0	0	0	0	5	
32	Taphorn, Nathan	1	5	1	4	2	2	0	0	2	5	1	1	0	1	9	
44	Skelly, Gavin	2	4	0	0	0	0	1	1	0	4	0	1	3	1	12	
Team																	
Totals		19	47	3	14	27	37	4	35	39	14	68	17	16	8	4	225

FG % 1st Half: 8-24 33.3% 2nd half: 9-18 50.0% OT: 2-5 40.0% Game: 19-47 40.4% Deadball
3FG % 1st Half: 2-8 25.0% 2nd half: 1-5 20.0% OT: 0-1 0.0% Game: 3-14 21.4% Rebounds
FT % 1st Half: 9-12 75.0% 2nd half: 15-19 78.9% OT: 0-6 50.0% Game: 27-37 73.0% 6

Officials: Bill Ek, Rob Kueneman, Earl Walton

Technical Fouls: Elon-None, Northwestern-None.

Attendance: 6315

Score by periods	1st	2nd	OT	Total
Elon	29	32	6	67
Northwestern	27	34	7	68

Points	In	Off	2nd	Fast	Bench
Elon	T/O	Chance	Break	Break	Bench
Elon	20	19	2	14	27
Northwestern	20	11	3	6	32

Last FG - ELON OT-02:11, NU OT-00:51. Score tied - 8 times.
Largest lead - ELON by 10 1st-10:45, NU by 2 1st-19:18. Lead changed - 4 times.
ELON led for 35:44, NU led for 02:10. Game was tied for 06:40.

Game 5 NU 55, Miami (Ohio) 46 Nov. 25, 2014 • Puerto Aventuras, Mexico

Northwestern used a late 9-0 run to defeat Miami University 55-46 in the Cancun Challenge at Hard Rock Hotel Riviera Maya. NU's defense limited Miami to 31.3 percent shooting in the contest (15-48), including 23.3 percent (7-30) in the second half. The RedHawks scored the first six points before a pair of 3-pointers by Bryant McIntosh tied the game at 8-8. Miami responded with eight straight points before Tre Demps ended the run with triple. The basket jump-started an 11-2 run that gave Northwestern its first lead of the game, 19-18, with 9 minutes left in the half. A pair of baskets by Vic Law capped a 17-4 surge overall by the Wildcats during a span of 8:22 as Northwestern went in front, 25-20. NU eventually got the last shot of the half and Demps nailed a 3-pointer from the top of the key to give the 'Cats a 31-25 lead at the break. After being limited due to foul trouble in the first half, Alex Olah started the second period strong as he blocked Miami shots each of their first two times down the court while hitting a pair of baskets on the other end to make it 35-25. The advantage was 38-28 following a 3-pointer by Law with 17:25 left when the offense went into a drought. NU managed only two points over a span of 11 minutes as the RedHawks rallied to tie the game on a pair of free throws by Eric Washington with 6:12 remaining. However, the 'Cats found Olah down low for baskets on consecutive possessions to make it 44-40 in NU's favor. Sanjay Lumpkin then finished in the paint before Law drilled a trey out of the corner, making it a nine-point Northwestern run and giving the Wildcats a 49-40 lead with 3:07 left. The 'Cats blocked 10 shots in the game, all in the second half, to set a school record for blocks in a half. Olah and Law posted game highs of 13 points and 8 rebounds apiece.

Northwestern 55 • 5-0

#	Player	Total		3-Ptr		Rebounds			PF	TP	A	T	Blk	Stl	Min		
		FG	FGA	FG	FGA	FT	FTA	Off								Def	Tot
4	Law, Vic	4	6	2	3	3	4	1	7	8	1	13	1	4	2	30	
34	Lumpkin, Sanjay	1	1	0	0	0	1	5	6	2	2	0	0	0	0	23	
22	Olah, Alex	5	8	0	1	3	3	2	6	8	2	13	1	2	4	0	25
23	Cobb, JerShon	2	4	0	1	0	2	1	1	2	4	5	3	0	1	20	
30	McIntosh, Bryant	2	9	2	5	0	2	0	2	3	8	5	2	0	0	32	
0	Vassar, Johnnie	0	0	0	0	0	0	1	1	1	0	0	0	0	0	4	
03	Sobolewski, Dave	4	11	3	6	0	0	0	0	0	1	1	0	0	0	4	
14	Demps, Tre	1	4	1	2	0	0	0	0	0	1	1	1	0	0	28	
20	Lindsey, Scottie	0	0	0	0	0	0	0	0	0	0	0	0	0	0	14	
32	Taphorn, Nathan	0	0	0	0	0	0	1	1	0	0	0	0	0	0	3	
44	Skelly, Gavin	0	1	0	0	0	2	4	6	3	0	0	2	3	0	14	
05	Kreisberg, Jeremiah	0	1	0	0	0	0	0	0	0	0	0	0	0	0	1	
Team																	
Totals		19	48	9	22	8	13	10	27	37	19	55	11	16	10	2	200

FG % 1st Half: 11-29 37.9% 2nd half: 8-19 42.1% Game: 19-48 39.6% Deadball
3FG % 1st Half: 3-5 60.0% 2nd half: 3-8 37.5% Game: 9-22 40.9% Rebounds
FT % 1st Half: 3-5 60.0% 2nd half: 5-8 62.5% Game: 8-13 61.5% 3,3

MIAMI (OH) 46 • 2-2

#	Player	Total		3-Ptr		Rebounds			PF	TP	A	T	Blk	Stl	Min		
		FG	FGA	FG	FGA	FT	FTA	Off								Def	Tot
12	WASHINGTON, LJ	1	4	0	0	0	0	2	1	2	0	0	0	0	14		
44	BRYANT, Chris	2	3	1	3	5	1	0	3	8	0	2	0	0	17		
00	MCKNIGHT, Geovonnie	1	9	0	2	1	2	3	0	3	2	0	0	1	32		
03	SULLIVAN, Will	1	2	0	1	1	1	0	3	3	0	3	0	1	0	28	
33	WASHINGTON, Eric	3	14	1	4	5	6	1	2	3	4	12	3	0	2	28	
03	MCKNIGHT, Zach	2	5	0	0	2	2	1	2	5	3	4	0	0	0	18	
05	EUSTACE, Jaryd	1	1	1	1	0	0	1	1	3	0	1	0	0	6		
11	McLANE, Logan	3	5	2	3	0	1	0	4	2	8	1	0	0	11		
21	WRIGHT, Kalif	1	3	0	0	4	1	0	1	2	2	0	1	0	13		
22	MOORE, Willie	0	2	0	1	1	2	0	3	2	1	0	0	0	1	21	
Team																	
Totals		15	48	5	13	11	21	9	20	29	15	46	6	12	2	8	200

FG % 1st Half: 8-18 44.4% 2nd half: 7-30 23.3% Game: 15-48 31.3% Deadball
3FG % 1st Half: 3-5 60.0% 2nd half: 2-8 25.0% Game: 5-13 38.5% Rebounds
FT % 1st Half: 6-13 46.2% 2nd half: 5-8 62.5% Game: 11-21 52.4% 4,1

Officials: Darryl Smith, Steve McMunks, Jeff Speshoke

Technical Fouls: Northwestern-None, Miami-None.

Attendance: 650

2014 Cancun Challenge (Riviera Division)

Score by periods	1st	2nd	Total
Northwestern	31	24	55
MIAMI (OH)	25	21	46

Points	In	Off	2nd	Fast	Bench
Northwestern	T/O	Chance	Break	Break	Bench
Northwestern	16	13	9	0	14
MIAMI (OH)	16	14	2	6	18

Last FG - NU 2nd-00:58, MIAMI 2nd-00:52. Score tied - 3 times.
Largest lead - NU by 10 2nd-18:23, MIAMI by 8 1st-12:50. Lead changed - 3 times.
NU led for 27:36, MIAMI led for 10:02. Game was tied for 02:21.

Game 6 Northern Iowa 61, NU 42 Nov. 26, 2014 • Puerto Aventuras, Mexico

A first-half scoring drought proved to be too much for Northwestern to overcome as the Wildcats dropped the championship game of the Cancun Challenge to Northern Iowa 61-42. Bryant McIntosh had the hot hand early on for the Wildcats, scoring the team's first 10 points, including the first five overall of the game, as NU got out of the gates quickly. A 3-pointer by Tre Demps at the shot clock buzzer put Northwestern in front 13-10 with 13 minutes remaining in the opening half. The Wildcats trailed by one when Alex Olah scored down low then stepped outside to hit a triple, giving NU an 18-14 lead. However, a pair of 3-pointers by Nate Buss ignited a 17-point run that put the Panthers up 31-18 as Northwestern was held scoreless over a span of nearly 10 minutes. The drought finally ended when McIntosh found Gavin Skelly for a layup with 31 seconds remaining in the half. Following a turnover by UNI, Tre Demps' half-court heave rattled in and out as the 'Cats took a 31-20 deficit into halftime. Consecutive baskets by McIntosh and Olah early on the second period got the Wildcats back with single digits at 33-24. Northwestern continued to hang around as Scottie Lindsey's 3-pointer off a reload make it 45-35 with just over 11 minutes remaining. However, the Panthers used a seven-point run to give themselves some breathing room on their way to the tourney title. McIntosh paced the Wildcats with 13 points while Olah added 8. Tournament MVP Seth Tuttle paced the Panthers with 19 points.

Northwestern 42 • 5-1

#	Player	Total		3-Ptr		Rebounds			PF	TP	A	T	Blk	Stl	Min	
		FG	FGA	FG	FGA	FT	FTA	Off								Def
04	Law, Vic	0	7	0	2	2	2	5	7	3	2	2	2	2	0	28
22	Olah, Alex	3	10	1	3	1	2	1	3	4	8	0	1	2	0	23
23	Cobb, JerShon	0	3	0												

Game 7 Georgia Tech 66, NU 58 Dec. 3, 2014 • Evanston, Ill.

Northwestern came within one point of making up an early 18-point deficit, but the comeback fell just short as the Wildcats dropped a 66-58 contest to Georgia Tech in the ACC/Big Ten Challenge. Thanks in large part to Alex Olah scoring 15 of his game-high 19 points in the second half, Northwestern rallied to trail by only 57-56 at one point. Vic Law opened Northwestern's scoring by knocking down a jumper in the opening minute to erase an early 2-0 deficit, but the Yellow Jackets rattled off 20 consecutive points. After the Wildcats slowed down Georgia Tech's offense, Olah converted on a layup to break the spell, the start of a 9-2 Northwestern run. Sanjay Lumpkin followed up with some nice footwork on the fastbreak that led to an easy layup, and Olah contributed on the defensive end right after with a steal. After the first 20 minutes, Georgia Tech led 31-18. With Northwestern trailing by 11, Demps knocked down his only 3-pointer of the game, then pulled up for a wide open jumper at the top of the key after the Georgia Tech defender went down without a call. The Wildcats then turned to Olah once again, and he converted on a jump hook to put Northwestern within four points with 3:26 remaining. After the Wildcats forced Georgia Tech's 11th turnover of the game, McIntosh brought the ball down the court, drove in and kicked out to a wide-open Olah on the perimeter after drawing a double team. Staying true to form, he hit his final shot of the night -- and only 3-pointer -- to remain perfect in the half and put Northwestern within one. The Wildcats failed to convert a field goal after that, however, and the Yellow Jackets walked away with the win.

Georgia Tech 66 • 6-1

#	Player	Total	3-Ptr	Rebounds			PF	TP	A	TO	Blk	Stl	Min	
				FG-FGA	FG-FGA	FT-FTA								Off
0	Mitchell, Charles	5-8	0-0	3-3	2	2	4	3	13	1	2	3	0	24
12	Stephens, Quinton	1-6	0-2	0-0	0	3	3	0	2	2	0	0	0	29
3	Georges-Hunt, Marcus	2-7	0-1	4-6	2	1	3	8	1	1	0	2	25	
4	Cox, Demarco	3-8	0-0	0-0	1	4	5	4	6	1	2	1	23	
10	Jorgenson, Travis	1-4	1-2	0-0	0	1	1	0	5	1	0	0	21	
1	Jackson, Tadic	0-3	0-0	0-0	0	0	0	1	0	1	0	0	5	
11	Heath, Josh	6-6	0-0	0-1	0	3	3	0	12	5	0	0	19	
13	Sampson, Robert	4-5	1-1	2-2	1	6	7	3	11	0	3	2	29	
2	Bolden, Chris	2-6	0-3	5-6	2	4	6	0	9	0	0	0	16	
44	Lammers, Ben	0-1	0-0	0-0	0	1	1	0	0	0	0	0	2	
5	Heyward, Corey	1-1	0-0	0-0	0	0	0	2	2	0	0	0	7	
Team		25-55	2-9	14-18	8	27	35	16	66	15	11	6	4	200

FG % 1st Half:	13-28	46.4%	2nd half:	12-27	44.4%	Game:	25-55	45.5%	Deadball	
3FG % 1st Half:	1-5	20.0%	2nd half:	1-4	25.0%	Game:	2-9	22.2%	Rebounds	1
FT % 1st Half:	4-4	100.0%	2nd half:	10-14	71.4%	Game:	14-18	77.8%		

Northwestern 58 • 5-2

#	Player	Total	3-Ptr	Rebounds			PF	TP	A	TO	Blk	Stl	Min	
				FG-FGA	FG-FGA	FT-FTA								Off
34	Lumpkin, Sanjay	4-8	1-3	3-4	1	1	2	4	12	0	1	0	29	
22	Olah, Alex	8-12	1-1	2-3	1	9	10	4	19	1	3	2	28	
23	Cobb, JerShon	1-5	0-4	0-0	0	3	3	2	3	1	0	0	31	
30	McIntosh, Bryant	1-10	0-5	0-0	1	2	3	2	7	2	3	1	32	
0	Vassar, Johnnie	1-1	0-0	0-0	0	0	0	0	2	0	0	0	4	
14	Demps, Tre	5-12	1-5	2-5	0	4	6	3	4	1	2	1	29	
20	Lindsey, Scottie	1-3	1-3	0-0	0	2	2	3	1	0	0	0	9	
3	Sobolewski, Dave	0-0	0-0	0-0	1	0	1	0	0	0	0	0	4	
23	Taphorn, Nathan	0-0	0-0	0-0	0	0	0	0	0	0	0	0	1	
44	Skelly, Gavin	0-0	0-0	0-0	0	0	1	1	0	0	0	0	3	
50	Kreisberg, Jeremiah	1-1	0-0	0-0	1	0	1	2	0	0	0	0	7	
Team		23-55	4-23	8-14	10	25	35	22	58	14	12	6	3	200

FG % 1st Half:	8-29	27.6%	2nd half:	15-26	57.7%	Game:	23-55	41.8%	Deadball	
3FG % 1st Half:	1-12	8.3%	2nd half:	3-11	27.3%	Game:	4-23	17.4%	Rebounds	
FT % 1st Half:	3-3	100.0%	2nd half:	7-11	63.6%	Game:	10-14	71.4%		

Officials: Tom Eades, Mike Eades, Kelly Pfeiffer
 Technical fouls: Georgia Tech-None. Northwestern-None.
 Attendance: 6133

Score by periods	1st	2nd	Total
Georgia Tech	31	35	66
Northwestern	18	40	58

Points	In	Off	2nd	Fast	Bench
Georgia Tech	30	9	6	2	21
Northwestern	30	9	6	2	21

Last FG - GT 2nd-00:55, NU 2nd-01:17.
 Largest lead - GT by 18-12:17, NU None.
 GT led for 38:47, NU led for 00:00. Game was tied for 01:08.
 Score tied - 1 time.
 Lead changed - 0 times.

Game 8 #23/-- Butler 65, NU 56 Dec. 6, 2014 • Indianapolis, Ind.

Northwestern battled toe-to-toe with No. 23 Butler but a late run helped the hosts secure a 65-56 victory. Bryant McIntosh came off the bench to lead the Wildcats with 12 points and 5 assists while Alex Olah had 11 points and Vic Law added 10. Kellan Dunham paced Butler with 19 points. Both teams scored on each of their first two possessions before Butler scored six straight points to jump out to an early advantage. McIntosh entered the game and scored three baskets to trim the deficit to two before a leaner by JerShon Cobb tied the game 14-14 with 10:30 to go in the first half. The Bulldogs pushed their lead back up to five, 25-20, but three free throws by Dave Sobolewski got the 'Cats back within two. Baskets by Nathan Taphorn and McIntosh helped NU tie the game 28-28, but Butler got a pair of three-point plays in the last minute of the half to take a 34-28 lead at the break. Cobb started the second half with a 3-pointer to get the Wildcats back within three, but a 9-2 run by Butler put the Bulldogs up 43-33 with 15 minutes left and forced NU to burn a timeout. The lead grew to 11 before NU was able to string a few baskets together to get back in the game. The Wildcats trailed 49-44 when Law drilled a 3-pointer, bringing Northwestern within two with 7:06 left. NU had a chance to tie it with just under 5 minutes to go, but the 'Cats couldn't convert and two free throws by Roosevelt Jones and a tough baseline jumper by Dunham made it a six-point lead for Butler as the clock ticked under 4 minutes remaining. Law knocked down another triple with the shot clock about to expire, making it 57-54 with 3:10 left. However, Butler scored five straight points in the next minute and the 'Cats couldn't recover.

Northwestern 56 • 5-3

#	Player	Total	3-Ptr	Rebounds			PF	TP	A	TO	Blk	Stl	Min	
				FG-FGA	FG-FGA	FT-FTA								Off
34	Lumpkin, Sanjay	2-4	0-0	0-0	1	3	4	3	4	1	2	0	11	
22	Olah, Alex	4-8	1-1	2-2	1	3	4	11	0	2	0	0	34	
03	Sobolewski, Dave	0-0	0-0	3-3	0	1	1	2	3	1	1	0	15	
14	Demps, Tre	1-8	1-3	1-2	0	4	2	3	4	1	2	0	24	
23	Cobb, JerShon	2-8	1-6	0-0	0	4	4	4	5	2	1	0	28	
00	Vassar, Johnnie	0-0	0-0	0-0	0	0	0	1	0	0	0	0	0	
4	Law, Vic	4-10	2-4	0-0	0	6	6	1	10	3	1	0	25	
30	McIntosh, Bryant	6-13	0-3	0-0	1	2	2	12	5	3	0	0	28	
23	Taphorn, Nathan	1-4	1-5	2-5	0	1	1	2	1	0	0	0	12	
44	Skelly, Gavin	0-0	0-0	0-0	1	1	2	0	0	0	0	0	4	
50	Kreisberg, Jeremiah	0-0	0-0	0-0	1	0	1	0	0	0	0	0	3	
Team		22-54	6-18	6-7	7	24	31	26	56	14	12	0	2	200

FG % 1st Half:	11-26	42.3%	2nd half:	11-28	39.3%	Game:	22-54	40.7%	Deadball	
3FG % 1st Half:	2-8	25.0%	2nd half:	4-10	40.0%	Game:	6-24	25.0%	Rebounds	1
FT % 1st Half:	4-5	80.0%	2nd half:	2-2	100.0	Game:	6-7	85.7%		

BUTLER 65 • 7-1

#	Player	Total	3-Ptr	Rebounds			PF	TP	A	TO	Blk	Stl	Min
				FG-FGA	FG-FGA	FT-FTA							
31	WOODS, Kameron	3-6	0-0	1-2	2	7	9	2	7	1	4	1	30
45	CHRABASCZ, Andrew	7-12	3-7	3-3	3	4	7	2	8	0	1	1	24
01	BARLOW, Alex	2-6	0-2	3-3	0	6	6	2	4	0	0	4	37
21	JONES, Roosevelt	5-13	0-0	2-6	4	2	6	3	12	4	2	3	18
24	DUNHAM, Kellan	6-9	1-1	6-6	1	3	4	2	19	0	0	0	30
00	ETHERINGTON, Austin	1-2	0-1	0-0	0	0	0	1	2	0	0	0	13
13	WIDEMAN, Tyler	3-5	1-4	0-2	0	2	3	2	2	1	0	1	13
11	ALDRIDGE, Jackson	0-0	0-0	0-0	0	0	0	0	0	0	0	0	2
30	MARTIN, Kelan	1-4	0-1	0-0	0	1	1	0	2	1	0	0	13
Team		24-49	1-5	16-28	9	24	33	12	65	6	9	6	200

FG % 1st Half:	13-28	46.4%	2nd half:	11-21	52.4%	Game:	24-49	49.0%	Deadball	
3FG % 1st Half:	3-3	100%	2nd half:	1-2	50.0%	Game:	1-5	20%	Rebounds	4
FT % 1st Half:	8-10	80.0%	2nd half:	8-18	44.4%	Game:	16-28	57.1%		

Officials: Bryan Kersey, Leslie Jones, Terry Oglesby
 Technical fouls: Northwestern-None. BUTLER-None.
 Attendance: 7920

Score by periods	1st	2nd	Total
Northwestern	28	28	56
BUTLER	34	31	65

Last FG - BU 2nd-03:10, BU 2nd-02:31.
 Largest lead - NU None, BU by 11 2nd-14:24.
 NU led for 00:00, BU led for 36:19. Game was tied for 03:41.
 Score tied - 5 times.
 Lead changed - 0 times.

Game 9 NU 101, Mississippi Valley State 49 Dec. 14, 2014 • Evanston, Ill.

It was a night of "first time since" for Northwestern as it rolled to a 101-49 victory over Mississippi Valley State at Welsh-Ryan Arena. The victory marked the first time since a 100-89 victory over Wisconsin on March 6, 1993 that the Wildcats topped the century mark. The 101 points were the most by NU since a 103-94 double-overtime victory over Dartmouth on Dec. 29, 1991. Additionally, the 52-point margin of victory was the program's largest since a 101-45 win over University of Chicago on Nov. 26, 1988. Alex Olah paced Northwestern with 17 points and 10 rebounds in just 20 minutes of action and Nathan Taphorn contributed a career-best 16 points off the bench. Tre Demps and Bryant McIntosh pitched in with 15 points apiece. The Wildcats got off to a good start offensively, surging out to a 14-7 lead by the first media timeout. Meanwhile, Northwestern's defense allowed MVSU to connect only five of its first 17 field goal attempts as the advantage grew to 20-11. Olah began to impose his will against the much-smaller Delta Devils around the midway point of the half, scoring six straight points during one stretch. Vic Law's rim-rattling slam off a fastbreak capped a seven-point run that put NU up 29-15 with just under 8 minutes left in the half. McIntosh had 10 first-half points, capped by a 3-pointer just before the halftime buzzer that gave Northwestern a 47-26 lead at the intermission. The 'Cats shot 60 percent (18-30) from the field over the opening 20 minutes of play. Olah led the way with 12 points and 8 rebounds. Northwestern wasted little time in putting the game away in the second half, starting the stanza on an 11-0 run to stretch the advantage to 32 points. The Wildcats cruised the rest of the way as they finished with a 51-33 rebounding advantage while dishing out 25 assists.

Miss. Valley State 49 • 1-8

#	Player	Total	3-Ptr	Rebounds			PF	TP	A	TO	Blk	Stl	Min	
				FG-FGA	FG-FGA	FT-FTA								Off
15	Whitefield, Dwain	0-0	0-0	0-0	0	0	1	0	1	0	0	0	6	
23	Love, Latrel	6-13	0-0	2-5	0	2	1	15	0	1	0	0	30	
1	Priar, DeAngelo	3-12	1-3	2-3	2	4	6	1	9	3	1	0	35	
24	Williams, Isaac	0-7	0-2	0-0	0	4	4	2	0	0	0	0	18	
5	Simmons, Jeffrey	3-6	0-0	2-3	1	3	4	2	8	0	4	1	24	
0	Vaughn, Vacha	1-4	0-2	0-2	0	2	3	2	2	1	0	0	17	
11	Kelly, Rakwan	2-4	0-0	0-1	1	0	1	4	4	1	0	1	23	
2	Washington, Jordan	2-7	1-3	4-5	1	0	1	2	9	2	4	0	19	
3	Jackson, Billy	4-0	0-2	0-1	1	2	1	2	0	0	2	0	21	
32	Milstein, Ben	1-5	0-1	0-2	1	0	1	0	2	0	0	0	8	
Team		18-62	2-13	11-21	11	22	33	17	49	9	15	0	6	201

FG % 1st Half:	11-33	33.3%	2nd half:	7-
----------------	-------	-------	-----------	----

Game 10 Central Michigan 80, NU 67 Dec. 17, 2014 • Evanston, Ill.

Northwestern was unable to cool off a red-hot shooting night by Central Michigan as the Wildcats dropped an 80-67 decision at Welsh-Ryan Arena. The Chippewas shot 58.3 percent from the field in the contest, snapping NU's nation's-best streak of holding 15 straight opponents under 70 points. Alex Olah and Bryant McIntosh led Northwestern with 12 points apiece, while Sanjay Lumpkin and Dave Sobolewski pitched in with 11 and 10, respectively. The contest was tied 8-8 early on before the Wildcats' sloppy start finally caught up to them. The Chippewas rattled off seven consecutive points to surge out in front, forcing NU to burn a timeout. The visitors' lead would grow to eight, 20-12, before Vic Law connected on a 3-pointer. However, Central Michigan scored nine of the next 11 points to extend their advantage to 29-17 with four minutes remaining in the opening stanza. Northwestern crept back within striking range at the half when Olah's 3-pointer beat the buzzer, giving him 9 points, and bringing the 'Cats within 36-29 at the break. Sobolewski got the start to begin the second half and quickly drilled a triple that trimmed the deficit to four. NU continued to inch closer with buckets by Bryant McIntosh and Tre Demps closing the Wildcats within 46-43 with just under 15 minutes left and Central Michigan used a timeout. However, the guests responded with a 10-2 run that pushed their advantage right back up to 11 with 11 minutes to go. Northwestern was unable to get closer than nine the rest of the way as the defense wasn't able to cool off the Chippewas' offensive attack. Coming off a contest in which it tied a Mid-American Conference record with 20 3-pointers, CMU went 10 of 18 from beyond the arch.

Central Michigan 80 • 7-1

#	Player	Total		3-Ptr		Rebounds		PF	TP	A	T	Blk	Stl	Min	
		FG	FGA	FG	FGA	FT	FTA								Off
2	MEYER, Luke	f	8-10	2-3	0-0	1	4	5	2	18	1	3	1	0	24
34	SIMONS, John	f	0-3	0-2	1-2	3	2	5	0	1	0	0	0	0	32
15	FOWLER, Chris	g	5-10	0-0	2-4	1	4	5	1	12	5	3	0	1	38
4	SIMMONS, Rayshawn	g	4-8	1-2	4-4	0	0	0	4	13	5	3	0	0	19
5	RAYSON, Braylon	g	6-10	3-5	4-4	2	2	4	2	19	2	1	1	1	25
10	STEWART, Austin	g	1-1	0-0	0-0	0	2	2	1	2	0	1	0	0	9
11	CABARKAPA, Milos	g	0-0	0-0	0-0	0	1	1	0	0	0	1	0	0	4
12	KOZINSKI, Josh	g	2-3	2-3	3-3	0	3	3	1	9	1	0	0	1	20
23	SCOTT, DarKohn	g	0-3	0-0	0-0	0	0	0	0	0	0	0	0	0	6
30	KEEL, Austin	g	1-1	1-1	0-0	0	1	1	0	3	1	1	0	0	9
22	HIBBITTS, Blake	g	1-2	1-2	0-0	0	1	1	2	3	0	0	0	2	14
Team			28-48	10-18	14-17	9	22	31	14	80	15	13	2	5	200

FG % 1st Half: 13-25 52.0% 2nd half: 15-23 65.2% Game: 28-48 58.3%
 3FG % 1st Half: 3-9 33.3% 2nd half: 7-9 77.8% Game: 10-18 55.6%
 FT % 1st Half: 7-8 87.5% 2nd half: 7-9 77.8% Game: 14-17 82.4%

Northwestern 67 • 6-4

#	Player	Total		3-Ptr		Rebounds		PF	TP	A	T	Blk	Stl	Min	
		FG	FGA	FG	FGA	FT	FTA								Off
34	Lumpkin, Sanjay	f	4-7	0-0	3-3	5	3	8	4	11	3	1	1	1	33
42	Law, Vic	c	4-5	1-2	0-0	1	4	5	3	9	0	1	1	0	28
22	Olah, Alex	c	4-7	1-1	3-4	4	1	5	2	12	2	0	1	1	27
14	Demps, Tre	g	4-17	0-6	0-0	2	3	5	2	8	7	0	0	0	35
30	McIntosh, Bryant	g	5-14	1-3	1-2	0	0	0	12	3	4	0	0	0	33
0	Vassar, Johnnie	g	0-2	0-0	0-0	0	0	0	4	0	1	1	0	0	7
23	Lindsey, Scottie	g	1-2	1-2	0-0	0	1	1	1	5	0	0	0	0	13
3	Sobolewski, Dave	g	3-6	2-5	2-2	0	0	0	2	10	1	0	0	0	16
23	Taphorn, Nathan	g	0-0	0-0	0-0	0	0	0	1	0	1	0	0	0	6
44	Skelly, Gavin	g	1-1	0-0	0-0	0	0	0	0	0	0	0	0	0	2
Team			26-62	6-19	9-11	13	13	26	19	67	17	8	3	2	200

FG % 1st Half: 11-30 36.7% 2nd half: 15-32 46.9% Game: 26-62 41.9%
 3FG % 1st Half: 3-8 37.5% 2nd half: 3-11 27.3% Game: 6-19 31.6%
 FT % 1st Half: 4-4 100.0% 2nd half: 5-7 71.4% Game: 9-11 81.8%

Officials: Mike Sanzere, John Higgins, Steve McMunks
 Technical fouls: Central Michigan-None. Northwestern-None.
 Attendance: 5820

Score by periods	1st	2nd	Total
Central Michigan	36	44	80
Northwestern	29	38	67

Last FG - CMU 2nd-02:40, NU 2nd-00:31.
 Largest lead - CMU by 19 2nd-03:57, NU by 2 1st-19:42.
 CMU led for 35:00, NU led for 01:35. Game was tied for 02:53.

Game 11 NU 67, Western Michigan 61 Dec. 20, 2014 • Evanston, Ill.

Tre Demps scored 17 points and Northwestern used a strong second half to defeat Western Michigan 67-61 at Welsh-Ryan Arena. The Broncos were connecting from beyond the arch early in the contest as a trio of 3-pointers helped the guests surge out to an 11-2 lead five minutes into the contest. However, the Wildcats' defense tightened and the offense got things going as Alex Olah's layup capped a 9-2 run that got NU within 13-11 with 8:34 remaining in the opening half. WMU pushed its lead back up to six, but back-to-back 3-pointers by Demps and Nathan Taphorn gave Northwestern its first lead of the game, 21-19, with six minutes to go before the break. The visitors would eventually take a 28-25 advantage into the intermission as Western Michigan went 6 of 14 from 3-point range to only 2 of 11 for Northwestern. The 'Cats got the second half off to a good start as it started the period on a 7-1 run thanks to a baseline jumper by Demps and baseline slam by Scottie Lindsey and a 3-pointer by Demps to make it 32-29. The lead was three with just under 13 minutes left when Gavin Skelly hit a tough reverse as the shot clock expired and an ensuing technical foul was called on the Western Michigan bench. Two free throws by Dave Sobolewski put NU up 43-36. The lead was five with 5:30 to go when Bryant McIntosh drove baseline and scored to put Northwestern up 53-46. The Wildcats were up four when McIntosh drained a big triple to make it 58-51 with 2:09 remaining. NU's lead was a precarious five with 1:16 to go when Taphorn came up with a big offensive rebound. He drew a foul on the play and made two free throws, pushing the lead back up to seven and helping seal the win.

Western Michigan 61 • 6-4

#	Player	Total		3-Ptr		Rebounds		PF	TP	A	T	Blk	Stl	Min	
		FG	FGA	FG	FGA	FT	FTA								Off
2	TAVA, Connor	f	3-9	0-1	5-8	2	7	9	3	11	4	3	0	0	38
42	LAMONT, Drake	c	0-0	0-0	4-6	2	6	8	1	4	0	1	0	0	25
1	HAYMOND, Tucker	g	5-7	2-3	0-0	5	1	6	4	12	1	1	0	0	33
22	RICHIE, Austin	g	3-8	3-7	0-0	0	0	0	4	9	1	0	0	0	32
5	BROWN, David	g	3-15	2-10	3-7	1	3	4	5	11	4	1	0	1	33
10	WILDER, Thomas	g	1-5	1-2	1-2	0	1	1	1	4	1	1	0	1	14
32	PERRY, Taylor	g	1-1	0-0	0-0	0	1	1	0	2	0	0	0	0	8
34	AVERY, AJ	g	0-0	0-0	0-0	0	0	0	0	0	0	0	0	0	1
40	MCCORMICK, Kellen	g	3-4	2-3	0-0	0	1	1	2	8	0	0	0	0	15
Team			19-49	10-26	13-23	11	22	33	20	61	13	8	0	3	200

FG % 1st Half: 9-24 37.5% 2nd half: 10-25 40.0% Game: 19-49 38.8%
 3FG % 1st Half: 6-14 42.9% 2nd half: 4-12 33.3% Game: 10-26 38.5%
 FT % 1st Half: 4-9 44.4% 2nd half: 9-14 64.3% Game: 13-23 56.5%

Northwestern 67 • 7-4

#	Player	Total		3-Ptr		Rebounds		PF	TP	A	T	Blk	Stl	Min	
		FG	FGA	FG	FGA	FT	FTA								Off
34	Lumpkin, Sanjay	f	2-4	0-1	0-0	1	2	3	5	4	1	0	0	0	21
4	Law, Vic	c	0-6	0-3	3-4	2	1	3	3	2	1	0	1	25	
22	Olah, Alex	c	3-8	0-3	2-4	4	8	12	4	8	0	2	1	25	
14	Demps, Tre	g	6-15	3-9	2-3	0	4	4	2	17	3	0	0	0	35
30	McIntosh, Bryant	g	3-10	1-1	6-10	0	7	7	2	10	0	0	0	0	35
23	Lindsey, Scottie	g	2-3	0-0	0-0	2	3	5	2	4	0	1	1	0	16
3	Sobolewski, Dave	g	1-2	0-1	3-4	0	0	0	2	5	0	1	0	2	10
23	Taphorn, Nathan	g	3-4	2-2	2-2	4	1	5	2	10	2	1	0	0	19
44	Skelly, Gavin	g	3-4	0-0	0-2	1	1	2	6	0	1	1	0	0	19
Team			23-54	6-20	15-23	14	25	39	24	67	16	7	3	4	200

FG % 1st Half: 10-28 35.7% 2nd half: 13-26 50.0% Game: 23-54 42.6%
 3FG % 1st Half: 2-11 18.2% 2nd half: 4-9 44.4% Game: 6-20 30.0%
 FT % 1st Half: 3-5 60.0% 2nd half: 12-18 66.7% Game: 15-23 65.2%

Officials: D.J. Carstensen, Bill Ek, Tim Stewart
 Technical fouls: Western Michigan-TEAM. Northwestern-None.
 Attendance: 6612

Score by periods	1st	2nd	Total
Western Michigan	28	33	61
Northwestern	25	42	67

Last FG - WMU 2nd-00:06, NU 2nd-02:09.
 Largest lead - WMU by 9 1st-15:26, NU by 11 2nd-00:34.
 WMU led for 18:00, NU led for 18:30. Game was tied for 02:45.

Game 12 NU 63, UIC 46 Dec. 22, 2014 • Evanston, Ill.

Northwestern opened the game on a 16-2 run as the Wildcats posted a 63-46 victory over UIC at Welsh-Ryan Arena. Bryant McIntosh paced NU with a career-high 22 points while Alex Olah added 17 points, 7 rebounds and 3 blocked shots. The Wildcats limited the Flames to 25 percent shooting (15-60) for the game, a season low for a Northwestern opponent. UIC had no answer for Olah early on as he scored 9 points by the first media timeout. All told, Northwestern scored 16 straight points to surge out to a huge early advantage. After making their first shot of the game, the Flames missed 13 consecutive shots from the field. UIC connected on only 2 of its first 20 field goal attempts as the Wildcats held a 19-4 lead midway through the opening half. NU's defense limited the Flames to 6-of-35 shooting overall in the first half (17.1 percent) in taking a 31-16 advantage into halftime. Olah and McIntosh paced the 'Cats with 10 first-half points apiece. The Flames came out the aggressors to start the second half and closed to within 36-26 with 14:30 still remaining. UIC continued to hang around with D'Juan Miller's 3-pointer closing the guests' deficit to 10 again, 45-35, with 7:35 left. After a pair of missed free throws by the Wildcats, a triple by Jason McClellan got the Flames within single digits for the first time since the opening stages of the contest. However, McIntosh got the rim and scored on a layup before Olah made a pair of free throws to stretch the lead to 11. McClellan hit another trey to get UIC back within eight, but Sanjay Lumpkin answered with a top-of-the-key 3 to make it an 11-point game again. McIntosh followed with two free throws before he scored on a layup to put the game out of reach.

UIC 46 • 3-10

#	Player	Total		3-Ptr		Rebounds		PF	TP	A	T	Blk	Stl	Min	
		FG	FGA	FG	FGA	FT	FTA								Off
4	WHITAKER, Lance	f	2-3	0-1	1-3	0	0	0	0	5	1	2	0	1	20
40	WIEGAND, Jake	f	2-10	0-2	1-1	6	4	10	1	5	1	2	0	1	25
21	ODIASE, Tai	c	0-4	0-0	1-2	2	4	6	4	1	2	0	0	2	32
10	BROWN, Marc	g	2-14	1-3	3-3	1	0	1	3	8	0	0	0	1	30
34	MCGUIRE, Markese	g	0-3	0-1	0-0	0	2	2	1	0	0	2	0	0	23
0	MILLER, D'Juan	g	4-15	1-5	4-6	1	4	5	1	13	7	1	0	1	32
11	BURNS, Paris	g	1-6	1-2	0-0	1	1	2	3	3	1	3	0	1	19
2	SNIDER, Gabe	g	1-2	1-2	0-0	0	0	0	1	3	0	0	0	0	6
20	MCCLELLAN, Jason	g	2-2	2-2	0-0	1	2	3	3	6	0	0	0	0	11
33	FELLS, Ahman	g	1-1	0-0	0-0	1	0	1	1	2	0	0	0	0	2
Team			15-60	6-18	10-15	18	18	36	18	46	12	10	2	5	200

FG % 1st Half: 6-35 17.1% 2nd half: 9-25 36.0% Game: 15-60 25.0%
 3FG % 1st Half: 2-7 28.6% 2nd half: 4-11 36.4% Game: 6-18 33.3%
 FT % 1st Half: 2-2 100.0% 2nd half: 8-13 61.5% Game: 10-15 66.7%

Northwestern 63 • 8-4

#	Player	Total		3-Ptr		Rebounds		PF	TP	A	T	Blk	Stl	Min
		FG	FGA	FG	FGA	FT	FTA							
34	Lumpkin, Sanjay	f	2-5	2-3	0-0	0	4	4	3					

Game 13 NU 76, Northern Kentucky 55 Dec. 27, 2014 • Evanston, Ill.

The Demps matched a career high with 23 points as Northwestern wrapped up nonconference play with a solid 76-55 victory over Northern Kentucky at Welsh-Ryan Arena. Freshmen Bryant McIntosh and Scottie Lindsey contributed 15 and 12 points, respectively, with the latter total marking a career best. Alex Olah contributed 7 assists which equaled a career high for the junior center. The Wildcats connected on all 18 of their free throw attempts in the game, marking the third-best single-game performance in school history. The guests led 9-4 eight minutes into the contest before NU got things going. Six straight by the hosts gave the Wildcats their first lead of the game, 10-9, on Nathan Taphorn's bucket with 10:46 remaining. NKU held a 22-20 advantage on Chad Jackson's jumper with 5:30 to go when Northwestern took control of the game. Demps got to the rim with reckless abandon late in the stanza as he converted on five layups down the stretch, including one at the halftime buzzer, as the 'Cats finished the half on a 16-2 run to take a 36-24 lead at the break. After the Norse scored the first basket of the second half, Northwestern used an 8-0 run to pull away. Sanjay Lumpkin started the surge with a three-point play before taking a feed from McIntosh in transition for a dunk. Yet another layup for Demps, resulted in a bucket and a foul that pushed Northwestern's advantage to 44-26 and made it a 24-4 run spanning both halves. Northern Kentucky wouldn't go away, closing to within nine by the midway point of the half. However, the Wildcats used an 18-3 run over the next eight minutes salted away the victory for Northwestern. NU dominated on the glass, out-rebounding the Norse by a 42-24 margin, including grabbing 13 offensive boards that led to a 15-3 edge in second-chance points.

Northern Kentucky 55 • 6-7

##	Player	Total		3-Ptr		Rebounds			PF	TP	A	TO	Blk	Stl	Min
		FG	FGA	FG	FGA	FT	FTA	Off							
2	GIESLER, Jake	1	0-2	0	0-0	0	0	0	2	0	0	0	0	0	8
4	COLE, Deshaun	f	3-11	1-3	0-0	0	1	1	0	2	0	0	0	0	6
0	JACKSON, Chad	f	3-5	0-0	3-5	0	3	3	1	9	0	2	0	0	27
2	PERSONS, Taylor	g	1-6	0-0	3-4	0	2	2	2	5	5	4	0	1	27
3	WHITE, Tyler	g	1-7	0-3	0-0	0	1	1	1	1	2	3	1	0	33
11	JACKSON, Jordan	g	1-1	0-0	3-4	0	0	0	1	5	1	2	0	0	11
13	CAMPS, Daniel	g	0-0	0-0	1-2	0	0	0	1	1	0	0	0	0	2
21	BILLUPS, Jalen	g	4-8	0-3	2-4	0	2	2	5	2	8	0	2	4	0
22	ROSENWINKEL, Matt	g	0-1	0-1	0-0	0	0	0	0	0	0	0	0	0	3
23	JOHNSON, Todd	g	5-9	3-6	1-1	0	4	4	2	14	1	0	0	1	24
25	MURRAY, Cole	g	0-1	0-1	0-0	1	1	1	1	1	2	3	1	0	0
33	MONACO, Anthony	g	3-6	4-4	0-1	1	1	1	3	6	0	0	0	0	25
44	DANOS, Dean	g	0-0	0-0	2-2	0	0	0	0	2	0	0	0	0	3
5	GARNETT, Jordan	g	0-0	0-0	0-0	1	1	1	1	1	0	1	0	0	2
Team			19-47	4-13	13-19	4	20	24	14	55	11	11	4	3	200
Totals			19-47	4-13	13-19	4	20	24	14	55	11	11	4	3	200

FG % 1st Half: 9-23 39.1% 2nd half: 10-24 41.7% Game: 19-47 40.4%
 3FG % 1st Half: 2-7 28.6% 2nd half: 2-6 33.3% Game: 4-13 30.8%
 FT % 1st Half: 4-6 66.7% 2nd half: 9-13 69.2% Game: 13-19 68.4%

Northwestern 76 • 9-4

##	Player	Total		3-Ptr		Rebounds			PF	TP	A	TO	Blk	Stl	Min
		FG	FGA	FG	FGA	FT	FTA	Off							
34	Lumpkin, Sanjay	f	3-3	0-0	3-3	1	3	4	5	9	0	0	1	1	23
4	Law, Vic	f	2-6	0-2	2-2	0	4	4	4	6	0	4	0	1	23
22	Olah, Alex	c	0-1	0-0	2-2	0	2	6	0	2	7	2	1	1	25
14	Demps, Tre	g	9-18	1-7	3-3	1	5	6	2	23	4	0	0	0	36
30	McIntosh, Bryant	g	5-11	1-3	4-4	0	5	5	0	15	4	2	0	0	34
0	Vassar, Johnnie	g	0-1	0-1	0-0	0	0	0	0	0	0	0	0	0	2
21	Lindsey, Scottie	g	2-2	0-1	2-2	2	2	0	1	2	0	0	0	0	22
21	Segura, Nick	g	0-2	0-1	2-2	0	0	0	0	2	0	0	0	0	2
3	Sobolewski, Dave	g	2-2	0-2	0-0	1	1	1	0	0	0	0	0	0	11
32	Taphorn, Nathan	g	0-1	0-1	0-0	0	0	0	0	0	0	0	0	0	7
44	Skelly, Gavin	g	1-5	0-0	0-0	4	3	7	1	2	1	0	0	0	13
50	Kreisberg, Jeremiah	g	0-0	0-0	0-0	0	0	0	0	0	0	0	0	0	2
Team			26-59	6-21	18-18	13	29	42	16	76	17	10	6	5	200
Totals			26-59	6-21	18-18	13	29	42	16	76	17	10	6	5	200

FG % 1st Half: 14-28 50.0% 2nd half: 12-31 38.7% Game: 26-59 44.1%
 3FG % 1st Half: 2-8 25.0% 2nd half: 4-13 30.8% Game: 6-21 28.6%
 FT % 1st Half: 6-6 100.0 2nd half: 12-12 100.0 Game: 18-18 100.0

Officials: Brian Dorsey, Kelly Pfeifer, Lewis Garrison
 Technical fouls: Northern Kentucky-None; Northwestern-None.
 Attendance: 6650

Score by periods		1st	2nd	Total	In	Off	2nd	Fast
		Points	Points	Points	Points	Points	Points	Points
Northern Kentucky		24	31	55	22	7	3	4
Northwestern		36	40	76	36	12	15	8

Last FG - NKU 2nd-00:21, NU 2nd-02:32. Score tied - 4 times.
 Largest lead - NKU by 5 1st-18:47, NU by 25 2nd-01:05. Lead changed - 11 times.
 NU led for 10:42, NKU led for 27:14. Game was tied for 01:57.

Game 14 NU 51, Rutgers 47 Dec. 30, 2014 • Piscataway, N.J.

Bryant McIntosh scored 17 points and Tre Demps added 16 as Northwestern opened up its Big Ten season with a 51-47 victory over Rutgers. Rutgers got out to an early lead as a pair of 3-pointers allowed the hosts to take a 10-5 lead. The Scarlet Knights extended their lead to seven on two free throws by Junior Etou as NU was just 3-of-10 from the field to start the contest over the opening 8 minutes of play. A trio of 3-pointers by JerShon Cobb, McIntosh and Demps produced a 9-0 run and gave Northwestern its first lead of the game with 7 minutes left in the first period. Demps finished the opening 20 minutes of play with a game-high 10 points after scoring on a layup as the stanza expired, giving NU a 27-22 advantage at the break. Rutgers closed to within two on a pair of occasions early on in the second half, but Scottie Lindsey hit two free throws and then a triple and Demps scored in the lane to push the lead to nine, 40-31, with 12:30 remaining. The advantage was 44-35 with 10:45 to go when both teams went into a prolonged offensive drought. The lead was seven until Myles Mack trimmed it to three, 44-41, with 1:36 left following two free throws and a layup. Rutgers twice had the ball down by three with a chance to get within one or tie the game, but the Wildcats got defensive stops both times. McIntosh finally broke NU's long drought by hitting one free throw with 29.7 seconds left to make it a four-point game. The Scarlet Knights got a layup with 22.2 seconds remaining to make it 45-43, but McIntosh hit two from the charity stripe one second later. Rutgers made one free throw on the other end before McIntosh found Demps for a breakaway dunk to push the lead to five and seal the victory.

Northwestern 51 • 10-4, 1-0

##	Player	Total		3-Ptr		Rebounds			PF	TP	A	TO	Blk	Stl	Min
		FG	FGA	FG	FGA	FT	FTA	Off							
04	Law, Vic	f	0-2	0-0	0-0	0	3	3	1	0	0	0	0	0	10
34	Lumpkin, Sanjay	f	1-3	1-3	2-3	0	2	2	2	5	1	2	0	1	37
22	Olah, Alex	c	0-3	0-3	2-2	0	5	5	3	2	0	3	2	0	32
14	Demps, Tre	g	7-14	2-6	0-2	1	6	7	1	16	1	3	0	2	37
30	McIntosh, Bryant	g	5-11	2-2	5-6	0	3	3	1	7	4	0	0	0	37
03	Sobolewski, Dave	g	0-0	0-0	0-0	0	0	0	0	0	0	0	0	0	3
20	Lindsey, Scottie	g	1-2	1-2	2-2	0	3	3	3	5	0	0	0	0	11
23	Cobb, JerShon	g	2-5	1-3	1-3	1	6	7	2	6	2	1	0	1	23
12	Taphorn, Nathan	g	0-1	0-1	0-0	0	0	0	0	1	1	0	0	0	2
44	Skelly, Gavin	g	0-0	0-0	0-0	0	0	0	0	0	0	1	0	0	6
50	Kreisberg, Jeremiah	g	0-0	0-0	0-0	0	0	0	0	0	0	0	0	0	2
Team			16-41	7-20	12-18	3	30	33	14	51	8	15	2	4	200
Totals			16-41	7-20	12-18	3	30	33	14	51	8	15	2	4	200

FG % 1st Half: 10-26 38.5% 2nd half: 6-15 40.0% Game: 16-41 39.0%
 3FG % 1st Half: 6-14 42.9% 2nd half: 1-4 25.0% Game: 7-14 50.0%
 FT % 1st Half: 1-3 33.3% 2nd half: 11-15 73.3% Game: 12-18 66.7%

Rutgers 47 • 8-6, 0-1

##	Player	Total		3-Ptr		Rebounds			PF	TP	A	TO	Blk	Stl	Min
		FG	FGA	FG	FGA	FT	FTA	Off							
10	ETOU, Junior	f	1-7	1-3	3-4	2	8	10	2	6	1	3	0	0	35
22	FORBMAN, D.J.	f	2-2	1-1	0-0	1	0	1	1	5	1	0	0	0	11
15	LEWIS, Greg	c	2-5	0-0	0-0	3	2	5	3	4	1	1	2	1	29
04	MACK, Myles	g	6-12	1-4	2-2	0	7	7	4	15	4	3	0	2	38
05	WILLIAMS, Mike	g	2-7	1-4	0-0	1	1	5	0	5	1	0	0	0	28
00	KONE, Malick	g	0-4	0-1	1-2	1	2	3	0	1	1	0	0	0	14
11	DANIELS, Bishop	g	3-7	1-2	0-2	0	1	3	0	8	1	1	0	0	16
11	JACK, Kadeem	g	0-8	0-3	2-4	1	3	4	1	2	0	0	0	0	18
40	DOORSON, Shaquille	g	0-0	0-0	1-2	1	2	3	0	1	0	0	0	0	11
Team			16-53	5-18	10-16	1	2	3	17	47	9	10	2	7	200
Totals			16-53	5-18	10-16	1	2	3	17	47	9	10	2	7	200

FG % 1st Half: 8-23 34.8% 2nd half: 8-30 26.7% Game: 16-53 30.2%
 3FG % 1st Half: 2-9 22.2% 2nd half: 3-9 33.3% Game: 5-18 27.8%
 FT % 1st Half: 4-6 66.7% 2nd half: 6-10 60.0% Game: 10-16 62.5%

Officials: Lamont Simpson, Mike Sanzere and Paul Selez
 Technical fouls: Northwestern-None, Rutgers-None.
 Attendance: 5651

Score by periods		1st	2nd	Total	In	Off	2nd	Fast
		Points	Points	Points	Points	Points	Points	Points
Northwestern		22	25	47	12	8	3	4
Rutgers		22	25	47	12	12	15	6

Last FG - NU 2nd-00:09, RUTGERS 2nd-00:06. Score tied - 1 time.
 Largest lead - NU by 9 2nd-12:31, RUTGERS by 8 1st-11:45. Lead changed - 3 times.
 NU led for 25:44, RUTGERS led for 12:56. Game was tied for 01:20.

Game 15 #4/4 Wisconsin 81, NU 58 Jan. 4, 2015 • Evanston, Ill.

Northwestern wasn't able to overcome an early red-hot shooting performance by No. 4/4 Wisconsin as the Wildcats fell 81-58 at Welsh-Ryan Arena. Tre Demps led Northwestern with a game-high 17 points, but the Badgers shot 12 of 25 from 3-point range which proved to be the difference. Bryant McIntosh contributed 13 points. Wisconsin was hot from behind the arch to start the game, making five of their first six shots from distance in jumping out to a 22-9 advantage eight minutes into the contest. The deficit was 11 when Sam Dekker connected on his fourth triple in as many attempts. Demps had the hot hand for the Wildcats on the other end, scoring 8 of the team's first 13 points. Wisconsin's shooting would eventually cool off but the Wildcats never could get things going as it shot just 28.6 percent from the field over the opening 20 minutes of play. The Badgers took a 43-21 lead at halftime as the guests shot 53.6 percent, including making 8 of 15 3-point attempts while the 'Cats failed to connect on any of their 7 tries from behind the arch. Demps paced Northwestern with 10 first-half points. The Wildcats came out strong to begin the second half, out-scoring Wisconsin through the first 7 minutes of the stanza. However, a seven-point run by the Badgers forced NU to call a timeout. Northwestern got its offense going in the second half as it was only out-scored by a single point. The Wildcats shot 16 for 33 from the field after the break (48.5 percent). Dekker and Frank Kaminsky led Wisconsin with 16 points apiece while Dujie Dukan added 14.

Wisconsin 81 • 14-1, 2-0 B1G

##	Player	Total		3-Ptr		Rebounds			PF	TP	A	TO	Blk	Stl	Min
		FG	FGA	FG	FGA	FT	FTA	Off							
10	Hayes, Nigel	f	5-5	0-0	0-1	0	2	2	0	10	3	0	0	0	28
15	Dekker, Sam	f	6-8	4-6	0-2	2	5	7	1	16	2	1	1	0	28

Game 16 Michigan State 84, NU 77 (OT) Jan. 11, 2015 • East Lansing, Mich.

Northwestern gave Michigan State everything it had but the Wildcats came up just short at Breslin Center, falling 84-77 in overtime. Bryant McIntosh led NU with 18 points while Tre Demps contributed 17. The Spartans surged out to an early 23-9 lead and things didn't look good for the Wildcats. Behind red-hot 3-point shooting, Northwestern worked its way back. The Wildcats made 7 of their first 11 shots from behind the arch in the first half. The deficit was six when Nathan Taphorn knocked down consecutive treys to tie the score, 30-30, capping a 21-7 run. The team would eventually be tied 40-40 at halftime. The Spartans led by three early in the second half, but Taphorn's third 3-pointer capped a seven-point run that put the visitors up 53-49 with 13:15 to go. Michigan State answered right back, using a decisive 19-2 run over the next six minutes to go in front 66-55. Five straight points by Demps got the Wildcats back in the game, 66-60, with six minutes still remaining. The deficit was still six when Vic Law and Demps hit consecutive triples before Olah scored on a layup to put Northwestern up 70-68 with 2:26 left, making it a 15-2 run for the Wildcats. The game was tied when Demps put NU up 72-70 with a pair of free throws with 28 seconds remaining in regulation. Michigan State tied it on two free throws by Denzel Valentine, but the 'Cats had the last shot and a chance to win it. However, Demps' jumper came up just short as the teams went to overtime. In the extra session, the Spartans scored the first eight points before Demps hit a 3-pointer, but the 'Cats weren't able to make it all the way back.

Northwestern 77 • 10-6, 1-2

#	Player	Total		3-Ptr		Rebounds			PF	TP	A	TO	Blk	Stl	Min	
		FG	FGA	FG	FGA	FT	FTA	Off								Def
04	Law, Vic	2	5	1	2	0	1	4	5	0	0	1	0	0	24	
14	Demps, Tre	5	13	3	8	4	4	2	2	17	6	3	0	0	42	
22	Olah, Alex	3	7	0	0	3	4	1	6	7	9	4	0	0	31	
30	McIntosh, Bryant	6	16	2	6	4	2	3	5	18	5	2	0	0	37	
34	Lumpkin, Sanjay	0	2	0	1	0	2	1	3	3	0	1	0	0	24	
03	Sobolewski, Dave	1	1	1	1	0	0	0	0	2	3	1	0	0	9	
20	Lindsey, Scottie	0	0	0	0	0	0	0	0	1	0	0	0	0	1	
23	Cobb, JerShon	5	5	2	2	0	0	2	2	12	4	1	0	0	21	
32	Taphorn, Nathan	3	4	3	4	0	0	1	1	9	0	1	0	0	22	
44	Skelly, Gavin	0	0	0	0	2	2	1	0	1	2	0	0	0	1	
50	Kreisberg, Jeremiah	1	2	0	0	0	0	1	4	1	2	0	0	0	13	
	Team														1	
	Totals	26	55	12	25	13	16	7	24	31	20	77	17	14	1	225

FG % 1st Half:	15-26	57.7%	2nd half:	10-20	50.0%	OT:	1-9	11.1%	Game:	26-55	47.3%	Deadball	
3FG % 1st Half:	7-12	58.3%	2nd half:	4-8	50.0%	OT:	1-5	20.0%	Game:	12-25	48.0%	Rebounds	4
FT % 1st Half:	3-6	50.0%	2nd half:	8-8	100.0%	OT:	2-2	100.0%	Game:	13-16	81.3%		

Michigan State 84 • 12-5, 3-1

#	Player	Total		3-Ptr		Rebounds			PF	TP	A	TO	Blk	Stl	Min	
		FG	FGA	FG	FGA	FT	FTA	Off								Def
05	Forbes, Bryn	3	5	2	3	1	1	0	4	2	11	2	1	0	36	
20	Trice, Travis	5	12	0	2	8	10	1	2	1	18	10	0	0	43	
22	Dawson, Brandon	6	11	0	0	1	4	5	9	3	13	1	0	0	26	
34	Schilling, Gavin	5	10	0	0	3	4	2	6	5	13	1	2	0	26	
03	Valentine, Denzel	6	13	1	4	4	1	4	5	0	17	1	0	0	34	
00	Clark Jr., Marvin	3	5	0	2	0	0	1	2	1	6	0	0	0	10	
02	Bess, Javon	0	0	0	0	1	2	0	0	0	1	1	0	0	5	
03	Ellis III, Alvin	0	0	0	0	0	0	0	0	0	0	1	0	0	3	
10	Costello, Matt	1	2	0	0	2	0	1	1	0	3	0	0	0	19	
13	Nairn Jr., Lourawls	1	4	0	0	0	0	0	0	2	2	0	0	0	13	
	Team														2	
	Totals	31	62	3	11	19	26	11	21	32	14	84	18	7	1	6

FG % 1st Half:	16-28	57.1%	2nd half:	12-29	41.4%	OT:	3-5	60.0%	Game:	31-62	50.0%	Deadball	
3FG % 1st Half:	2-7	28.6%	2nd half:	1-4	25.0%	OT:	0	0.0%	Game:	3-11	27.3%	Rebounds	3
FT % 1st Half:	6-11	54.5%	2nd half:	7-9	77.8%	OT:	4-6	100.0%	Game:	19-26	73.1%		

Officials: Mike Sanzera, Bill Ek, Steve Mulkins
Technical fouls: Northwestern-TEAM, Michigan State-None.
Attendance: 14797

Score by periods	1st			2nd			OT			Total
	1st	2nd	3rd	1st	2nd	3rd	1st	2nd	3rd	
Northwestern	40	32	5	77						
Michigan State	40	32	12	84						

Points	In	Off	2nd	Fast	Bench
Northwestern	26	10	14	9	4
Michigan State	34	22	12	13	12

Score tied - 11 times.
Lead changed - 6 times.

Game 17 Illinois 72, NU 67 Jan. 14, 2015 • Evanston, Ill.

A late rally and Alex Olah's fourth double-double of the season weren't quite enough as Northwestern dropped a close 72-67 decision to visiting Illinois at Welsh-Ryan Arena. Olah made his presence felt on both ends of the court, grabbing 12 rebounds along with three blocks and 14 points. Bryant McIntosh scored a team-high 16 points for NU. Northwestern surged out to an early 13-8 lead, but the 12-2 Illinois run put the visitors up by five. Illinois' advantage eventually grew to 30-19, but the 'Cats chipped away at the deficit, getting to within 32-29 following a 3-pointer by JerShon Cobb. The Illini eventually took a 37-33 lead into halftime aided by seven first-half 3-pointers in their first 12 attempts. Illinois extended its advantage back up to 10 with just over six minutes left when Northwestern made a closing push. Dave Sobolewski's second of consecutive triples followed by McIntosh's layup got the Wildcats within five. Illinois' lead fluctuated between five and seven before another McIntosh layup and two free throws by Cobb made it 66-63 Illinois with 29 seconds left. After Aaron Cosby missed the front end of a 1-and-1, Tre Demps scored in the lane with 12.2 seconds to go to make it a one-point game. Kendrick Nunn responded with two free throws of his own before McIntosh hit a pair from the charity stripe with 4.3 seconds to go to make it 68-67. However, Malcolm Hill made two free throw with 1.2 seconds remaining and Northwestern wasn't able to get a potential tying shot off as Illinois escaped with the win. Nunn led Illinois with 25 points while Cosby added 19.

Illinois 72 • 12-6, 2-3 B1G

#	Player	Total		3-Ptr		Rebounds			PF	TP	A	TO	Blk	Stl	Min
		FG	FGA	FG	FGA	FT	FTA	Off							
02	Epwu, Nnanna	3	5	0	0	0	0	2	4	6	1	0	1	0	26
1	Tate, Jaylon	0	3	0	1	0	0	2	2	3	0	2	0	0	17
11	Cosby, Aaron	7	15	4	8	1	3	0	5	5	1	19	2	0	1
21	Hill, Malcolm	3	9	0	3	4	4	2	6	1	10	1	1	1	35
25	Nunn, Kendrick	8	13	4	7	5	0	5	5	0	25	2	0	0	1
12	Black, Leron	1	1	0	0	0	0	1	1	2	3	2	0	0	0
22	Morgan, Maverick	0	3	0	0	0	0	1	0	1	2	0	0	0	14
3	Starks, Ahmad	4	13	0	5	2	2	0	1	1	10	4	0	1	0
	Team														2
	Totals	26	62	8	24	12	14	16	20	30	14	72	12	3	3

FG % 1st Half:	14-33	42.4%	2nd half:	12-29	41.4%	OT:	3-5	60.0%	Game:	26-62	41.9%	Deadball	
3FG % 1st Half:	7-17	41.2%	2nd half:	1-7	14.3%	OT:	0	0.0%	Game:	8-24	33.3%	Rebounds	1
FT % 1st Half:	2-3	66.7%	2nd half:	10-11	90.9%	OT:	10	100.0%	Game:	12-14	85.7%		

Northwestern 67 • 10-7, 1-3 B1G

#	Player	Total		3-Ptr		Rebounds			PF	TP	A	TO	Blk	Stl	Min
		FG	FGA	FG	FGA	FT	FTA	Off							
34	Lumpkin, Sanjay	3	4	0	0	1	1	2	4	1	7	3	0	1	0
04	Law, Vic	1	4	0	2	2	2	2	2	4	4	1	0	0	18
22	Olah, Alex	6	12	0	2	2	4	8	12	2	14	4	0	0	33
14	Demps, Tre	3	7	1	2	2	2	1	2	3	9	3	2	0	0
30	McIntosh, Bryant	6	13	2	6	2	2	2	2	16	2	5	0	0	34
00	Vassar, Johnnie	0	0	0	0	0	0	0	0	0	0	0	0	0	0
20	Lindsey, Scottie	0	0	0	0	0	0	1	1	0	0	0	0	0	2
23	Cobb, JerShon	2	7	1	4	2	2	0	4	1	7	1	0	0	0
3	Sobolewski, Dave	2	3	2	3	0	0	0	0	3	6	0	0	0	12
32	Taphorn, Nathan	1	2	1	2	0	0	1	1	3	0	1	0	0	8
44	Skelly, Gavin	0	0	0	0	0	0	0	0	0	0	0	0	0	0
50	Kreisberg, Jeremiah	0	0	0	0	1	2	2	2	1	0	3	0	0	7
	Team														1
	Totals	24	52	7	21	12	13	8	27	35	16	67	14	11	4

FG % 1st Half:	12-27	44.4%	2nd half:	12-25	48.0%	OT:	24-52	46.2%	Game:	24-52	46.2%	Deadball	
3FG % 1st Half:	5-12	41.7%	2nd half:	2-9	22.2%	OT:	5-23	21.7%	Game:	7-21	33.3%	Rebounds	1
FT % 1st Half:	4-5	80.0%	2nd half:	8-8	100.0%	OT:	8	100.0%	Game:	12-13	92.3%		

Officials: Mike Eades, Larry Schroteno, Evon Burroughs
Technical fouls: Illinois-None, Northwestern-None.
Attendance: 7652

Score by periods	1st			2nd			OT			Total
	1st	2nd	3rd	1st	2nd	3rd	1st	2nd	3rd	
Illinois	37	35	72							
Northwestern	33	34	67							

Points	In	Off	2nd	Fast	Bench
Illinois	20	14	9	4	12
Northwestern	28	0	11	2	17

Score tied - 3 times.
Lead changed - 4 times.

Game 18 Michigan 56, NU 54 Jan. 17, 2015 • Ann Arbor, Mich.

Alex Olah scored a season-high 22 points on 9-of-12 shooting but Northwestern suffered another narrow defeat, falling 56-54 to Michigan at Crisler Center. The Wildcats got out to an 11-7 lead but Michigan's switch to a zone defense cooled off NU while the Wolverines heated up behind Caris LeVert who scored 8 points during a 18-point run by the Wolverines that put the hosts up by 14. Northwestern eventually got things going again with a tip-in by Vic Law, a jumper by JerShon Cobb and a three-point play by Olah trimming the deficit to 27-22 with 5:46 to go in the opening half. Michigan had no answer for Olah down low as the 7-footer scored 11 straight points for the Wildcats during a 21-6 run that ended the half. Law put an exclamation point on the comeback, nailing a turn-around jumper from the elbow that beat the first-half buzzer and gave NU a 32-31 lead at the break. The Wildcats extended their advantage to five early in the second period but the Wolverines tied the game, 39-39. Derrick Walton Jr.'s triple out of the corner gave the hosts their first lead of the half, 48-46, with 6:52 remaining. Cobb gave Northwestern the lead back with his third triple of the game, but a basket by LeVert and a three by Zak Irvin put Michigan up 53-49 with 3:48 left. Scottie Lindsey hit a clutch triple with 1:20 remaining to pull NU within a point, 53-52, but Muhammad-Ali Abdur-Rahman responded out of a timeout with a triple of his own to put the Wolverines back up four, 56-52. Olah scored down low on a dish from Bryant McIntosh to once again cut the deficit to a single-possession at the 42 second mark. The Wildcats were able to get the defensive stop they needed as LeVert's jumper missed with 17 seconds, but the 'Cats were unable to finish at the rim as they dropped their third-straight game by single digits.

Northwestern 54 • 10-8, 1-4

#	Player	Total		3-Ptr		Rebounds			PF	TP	A	TO	Blk	Stl	Min
		FG	FGA	FG	FGA	FT	FTA	Off							
22															

Game 19
Ohio State 69, NU 67
Jan. 22, 2015 • Evanston, Ill.

Alex Olah scored 16 points, but it wasn't enough as visiting Ohio State came away with a 69-67 victory over Northwestern at Welsh-Ryan Arena. The Buckeyes shot 52.8 percent from the field and used a 33-point performance from freshman guard D'Angelo Russell. The Wildcats surged out to an 8-0 lead to open the game and the advantage grew to 21-10 following a 3-pointer by Dave Sobolewski. The Buckeyes responded quickly, going on a 10-0 run. A pair of triples by Marc Loving increased the OSU lead to five before Bryant McIntosh eventually closed out the half with a jump shot that put Northwestern within 38-34 heading into halftime. Seven straight points by the Buckeyes extended their lead to 54-43 with 13:30 remaining, but the Wildcats rallied back. Lumpkin hit all three of his free throws and Sobolewski and McIntosh knocked down two vital shots from beyond the arc to bring Northwestern within four. McIntosh then found a wide-open Olah under the basket to make it 56-54 in favor of the Buckeyes. The teams went back and forth, but with his team down by three, JerShon Cobb drilled a corner 3-pointer, knotting the score up at 60 apiece. Russell followed with consecutive triples of his own, though, to put Ohio State up 66-60 with 1:50 left. Olah hit two free throws and Vic Law came up with a key steal off an in-bounds pass, and McIntosh converted on an uncontested layup to bring the Wildcats within two with just under eight seconds remaining. Russell hit both of his free throws after being fouled on the following possession, and Tre Demps banked in a long 3-pointer, but it was a case of too little too late as Ohio State picked up the win.

Ohio State 69 • 15-5, 4-3 B1G

#	Player	Total		3-Ptr		Rebounds			PF	TP	A	TO	Blk	Stl	Min
		FG	FGA	FG	FGA	FT	FTA	Off							
1	Tate, Jae'Sean	f	2-9	0-0	0-0	4	1	5	1	4	0	1	1	0	21
12	Thompson, Sam	f	5-12	0-2	1-1	0	4	4	2	11	2	2	2	1	37
11	Lee, Anthony	f	4-4	0-0	0-0	0	3	3	2	8	0	1	1	0	22
0	Russell, D'Angelo	g	12-17	6-11	3-5	1	6	7	2	33	6	0	0	0	37
3	Scott, Shannon	g	1-3	0-1	0-2	0	1	1	3	2	6	1	1	0	31
15	Williams, Kam		1-2	1-2	0-0	0	1	1	0	3	0	0	0	0	12
2	Loving, Marc		2-5	2-3	0-1	1	0	1	3	6	0	2	0	1	19
23	Williams, Amir		0-0	0-0	0-0	0	0	0	1	0	0	0	0	0	3
33	Bates-Diop, Keita		0-0	0-0	0-0	0	1	1	0	0	0	1	0	0	3
55	McDonald, Trey		1-1	0-0	0-0	2	0	2	1	2	1	1	1	0	15
Team															
Totals			28-53	9-19	4-9	10	19	29	15	69	15	9	6	2	200
FG % 1st Half:		16-31	51.6%	2nd half:	12-22	54.5%	Game:		28-53	52.8%	Deathball				
3FG % 1st Half:		5-11	45.5%	2nd half:	4-8	50.0%	Game:		9-19	47.4%	Rebounds		0		
FT % 1st Half:		1-1	100.0	2nd half:	3-8	37.5%	Game:		4-9	44.4%					

Northwestern 67 • 10-9, 1-5 B1G

#	Player	Total		3-Ptr		Rebounds			PF	TP	A	TO	Blk	Stl	Min
		FG	FGA	FG	FGA	FT	FTA	Off							
20	Lindsey, Scottie	f	1-4	0-1	0-0	0	1	1	2	2	2	1	1	0	13
22	Olah, Alex	c	6-10	0-1	4-4	2	4	6	3	16	1	1	2	2	27
14	Demps, Tre	g	5-11	2-4	2-3	0	0	0	4	14	4	1	0	0	33
23	Cobb, JerShon	g	2-4	1-3	0-0	0	5	5	1	5	4	2	0	0	26
30	McIntosh, Bryant	g	5-13	2-8	0-0	1	1	2	1	12	2	3	1	0	33
3	Sobolewski, Dave		2-3	2-3	0-0	0	1	1	1	6	0	1	0	2	14
34	Lumpkin, Sanjay		1-2	0-1	3-3	2	1	3	2	5	1	0	0	1	18
4	Law, Vic		1-5	0-0	3-4	2	4	6	2	5	0	1	0	1	23
50	Kreisberg, Jeremiah		1-2	0-0	0-0	1	2	3	0	2	0	0	0	0	13
Team															
Totals			24-54	7-21	12-14	12	20	32	16	67	14	10	4	6	200
FG % 1st Half:		14-28	50.0%	2nd half:	10-26	38.5%	Game:		24-54	44.4%	Deathball				
3FG % 1st Half:		2-9	22.2%	2nd half:	5-12	41.7%	Game:		7-21	33.3%	Rebounds		1		
FT % 1st Half:		4-5	80.0%	2nd half:	8-9	88.9%	Game:		12-14	85.7%					


Officials: Pat Driscoll, Brian Dorsey, Donnie Eppley
 Technical fouls: Ohio State-None, Northwestern-None.
 Attendance: 7117

Score by periods	1st	2nd	Total
Ohio State	38	31	69
Northwestern	34	33	67

	In	Off	2nd	Fast	Break
Points	Point	T/O	Chance	Break	Break
OSU	22	6	13	7	11
NU	26	12	16	4	18

Last FG - OSU 2nd-01:50, NU 2nd-00:05.
 Largest lead - OSU by 11 2nd-13:33, NU by 11 1st-11:28.
 OSU led for 24:45, NU led for 14:31. Game was tied for 00:40.

Score tied - 1 time.
 Lead changed - 5 times.



0

JOHNNIE VASSAR

6-0 • 185 • Fr. • Guard
Chicago, Ill.
JSerra (San Juan Capistrano, Calif.)

2014-15 SEASON NOTES

- Made first appearance in a win over Elon (11/22), knocking down first collegiate field goal attempt while also drawing an offensive foul
- Enjoyed a solid all-around game with season highs of 7 points, 4 rebounds and 3 assists in a win over Mississippi Valley State (12/14)



3

DAVE SOBOLEWSKI

6-1 • 180 • Sr. • Guard
Naperville, Ill.
Benet Academy

2014-15 SEASON NOTES

- Ranks sixth in school history with 320 career assists
- Knocked down a 3-pointer in his only attempt at Brown (11/17)
- Made first start of the season at No. 23 Butler (12/6), playing a season-high 15 minutes
- Tallied a season-best 10 points, including knocking down a pair of 3-pointers, vs. Central Michigan (12/17)
- Recorded a pair of steals and 5 points in a win over Western Michigan (12/20)
- Connected on consecutive 3-pointers late in the second half against Illinois (1/14)

VASSAR'S GAME-BY-GAME STATISTICS

Opponent	GS	FG	3FG	FT	Reb	Pts	A	TO	B	S	Min
Houston Baptist					DNP						
at Brown					DNP						
North Florida					DNP						
Elon	1-1	0-0	0-0	0	2	0	1	0	0	0	7
vs. Miami (Ohio)	0-0	0-0	0-0	1	0	0	1	0	0	0	4
vs. Northern Iowa	1-2	0-1	0-0	1	2	2	2	1	0	0	8
Georgia Tech	1-1	0-0	0-0	0	2	0	0	0	0	0	4
at Butler	0-0	0-0	0-0	0	0	0	0	0	0	0	0+
Miss. Valley State	3-5	1-1	0-1	4	7	3	1	0	1	1	15
Central Michigan	0-2	0-0	0-0	0	0	1	1	0	0	0	7
Western Michigan					DNP						
UIC					DNP						
Northern Kentucky	0-1	0-1	0-0	0	0	0	0	0	0	0	2
at Rutgers					DNP						
Wisconsin	0-2	0-0	0-0	0	0	2	1	0	1	1	7
at Michigan State					DNP						
Illinois	0-0	0-0	0-0	0	0	0	0	0	0	0	0+
at Michigan	0-0	0-0	0-0	1	0	0	0	0	0	0	2
Ohio State					DNP						

SOBOLEWSKI'S GAME-BY-GAME STATISTICS

Opponent	GS	FG	3FG	FT	Reb	Pts	A	TO	B	S	Min
Houston Baptist	0-0	0-0	0-0	0	0	0	0	0	0	0	2
at Brown	1-1	1-1	0-0	0	3	0	0	0	0	0	6
North Florida	1-2	1-1	0-0	1	3	0	0	0	0	0	6
Elon	0-0	0-0	0-0	1	0	0	0	0	0	0	5
vs. Miami (Ohio)	0-3	0-2	0-0	1	0	0	0	0	0	0	4
vs. Northern Iowa	0-0	0-0	0-0	0	0	0	0	0	0	0	2
Georgia Tech	0-0	0-0	0-0	1	0	0	0	0	0	0	4
at Butler	* 0-0	0-0	3-3	1	3	1	1	1	0	0	15
Miss. Valley State	0-3	0-1	0-0	3	0	3	1	0	1	0	16
Central Michigan	3-6	2-5	2-2	0	10	1	0	0	0	0	16
Western Michigan	1-2	0-1	3-4	0	5	0	1	0	2	1	10
UIC	0-1	0-1	1-2	1	1	2	0	0	1	1	7
Northern Kentucky	0-2	0-2	0-0	1	0	0	0	0	0	0	11
at Rutgers	0-0	0-0	0-0	0	0	0	0	0	0	0	3
Wisconsin							DNP				
at Michigan State	1-1	1-1	0-0	0	3	1	0	0	0	0	9
Illinois	2-3	2-3	0-0	0	6	0	0	0	0	0	12
at Michigan	0-1	0-1	0-0	0	0	0	0	0	0	0	5
Ohio State	2-3	2-3	0-0	1	6	0	1	0	2	2	14



4

VIC LAW

6-7 • 185 • Fr. • Forward
South Holland, Ill.
St. Rita

2014-15 SEASON NOTES

- Got the starting nod in first collegiate game vs. Houston Baptist (11/14), recording 13 points and 7 rebounds
- Handed out 4 assists with a pair of steals to go along with 6 points and 4 rebounds at Brown (11/17)
- Posted team highs of 8 rebounds and 4 assists in a win over North Florida (11/20)
- Tallied 14 of his career-high 16 points after halftime in an overtime win over Elon (11/22)
- Tied for game highs with 13 points and 8 rebounds to go along with 2 blocked shots in a win over Miami (Ohio) (11/25)
- Scored 10 points with 3 assists and a team-high 6 rebounds at No. 23 Butler (12/6)
- Notched 11 points in a victory over Mississippi Valley State (12/14)

LAW'S GAME-BY-GAME STATISTICS

Opponent	GS	FG	3FG	FT	Reb	Pts	A	TO	B	S	Min
Houston Baptist	*	5-12	0-4	3-3	7	13	1	1	0	9	31
at Brown	*	2-4	0-0	0-0	6	4	4	1	0	2	22
North Florida	*	1-5	1-4	3-4	8	6	4	1	1	0	32
Elon	*	4-9	0-1	8-9	4	16	2	2	2	1	31
vs. Miami (Ohio)	*	4-6	2-3	3-4	8	13	1	4	2	0	30
vs. Northern Iowa	*	0-7	0-2	2-2	7	2	2	2	2	0	28
Georgia Tech	*	1-3	0-2	0-2	1	2	0	5	0	0	13
at Butler	*	4-10	2-4	0-0	6	10	3	1	0	1	25
Miss. Valley State	*	4-10	1-4	2-2	3	11	2	2	0	0	26
Central Michigan	*	4-5	1-2	0-0	5	9	0	1	1	0	28
Western Michigan	*	0-6	0-3	3-4	3	3	2	1	0	1	25
UIC	*	3-4	0-1	0-0	6	6	3	1	2	0	30
Northern Kentucky	*	2-6	0-2	2-2	4	6	0	4	0	1	23
at Rutgers	*	0-2	0-0	0-0	3	0	0	0	0	0	10
Wisconsin	*	1-7	0-3	1-2	4	3	1	1	0	0	21
at Michigan State	*	2-5	1-2	0-0	5	5	0	0	1	0	24
Illinois	*	1-4	0-2	2-2	5	4	1	0	0	0	18
at Michigan	*	3-6	0-2	0-0	6	6	0	1	1	0	19
Ohio State	*	1-5	0-0	3-4	6	5	0	1	0	1	23



14

TRE DEMPS

6-3 • 198 • R-Jr. • Guard
San Antonio, Texas
Ronald Reagan

2014-15 SEASON NOTES

- Named a nominee to AllState Good Works Team
- Came off the bench to post 11 points in a victory at Brown (11/17)
- Scored 15 points, including knocking down the game-winning jumper with 2.5 seconds remaining in a 69-67 win over North Florida (11/20)
- Posted a season-high 21 points, including hitting a game-winning field goal for the second consecutive game with 48.1 seconds remaining in overtime, in a win over Elon (11/22)
- Hit three 3-pointers and scored 11 points in a victory over Miami (Ohio) (11/25)
- Notched 13 of his 14 points in the second half vs. Georgia Tech in the ACC/Big Ten Challenge (12/3)
- Knocked down a trio of 3-pointers with a pair of slam dunks en route to a 15-point performance in a victory over Mississippi Valley State (12/14)
- Posted a season-high 7 assists to go along with 8 points and 5 rebounds vs. Central Michigan (12/17)
- Scored a game-high 17 points with 4 rebounds and 3 assists in a win over Western Michigan (12/20)
- Matched a career high with 23 points—connecting on a career-best 9 field goals—with 6 rebounds and 4 assists in a victory over Northern Kentucky (12/27)
- Recorded 16 points while matching a season high with 7 rebounds in a victory at Rutgers (12/30)
- Led the team in scoring (17), rebounding (6) and assists (4) vs. No. 4/4 Wisconsin (1/4)
- Posted 17 points and a team-high 6 assists at Michigan State (1/11)

DEMPS' GAME-BY-GAME STATISTICS

Opponent	GS	FG	3FG	FT	Reb	Pts	A	TO	B	S	Min
Houston Baptist		0-7	0-4	1-2	3	1	2	0	0	0	30
at Brown		4-13	1-4	2-3	1	11	1	1	0	0	23
North Florida		7-15	1-5	0-1	5	15	3	3	0	1	28
Elon		7-13	2-5	5-8	3	21	4	0	0	0	39
vs. Miami (Ohio)		4-11	3-6	0-0	0	11	1	0	0	1	28
vs. Northern Iowa		1-7	1-3	0-0	2	3	1	1	0	0	27
Georgia Tech		5-12	1-5	3-5	7	14	2	0	1	0	29
at Butler	*	1-8	1-3	1-2	2	4	1	2	0	0	24
Miss. Valley State	*	6-10	3-6	0-2	2	15	0	1	0	0	26
Central Michigan	*	4-17	0-6	0-0	5	8	7	0	0	0	35
Western Michigan	*	6-15	3-9	2-3	4	17	3	0	0	0	35
UIC	*	3-10	0-4	0-0	4	6	1	3	0	1	40-
Northern Kentucky	*	9-18	2-7	3-3	6	23	4	0	0	1	36
at Rutgers	*	7-14	2-6	0-2	7	16	1	3	0	2	37
Wisconsin	*	7-14	1-3	2-2	6	17	4	1	0	0	33
at Michigan State	*	5-13	3-9	4-4	2	17	6	3	0	0	42
Illinois	*	3-7	1-2	2-2	3	9	3	2	0	0	31
at Michigan	*	2-7	1-4	1-2	7	6	1	1	0	0	38
Ohio State	*	5-11	2-4	2-3	0	14	4	1	0	0	33



22

ALEX OLAH

7-0 • 270 • Jr. • Center
Timisoara, Romania
Traders Point Christian

2014-15 SEASON NOTES

- Averaging 17.3 points per game over the last three contests
- Ranks fifth in school history with 118 career blocked shots
- Average of 7.2 rebounds per game ranks third in the Big Ten while his average of 1.7 blocked shots per game ranks sixth
- Posted a double-double in a season-opening win over Houston Baptist (11/14), recording 21 points and 10 rebounds to go along with 3 blocked shots
- Grabbed a career-high 12 rebounds with 3 blocked shots and 3 assists in a win over Elon (11/22)
- Scored 10 of his game-high 13 points in the second half to also go along with game highs of 8 rebounds and 4 blocked shots in a victory over Miami (Ohio) (11/25)
- Named to Cancun Challenge all-tournament team
- Notched 10 rebounds and connected on 8 of 12 field goal attempts, including all 6 in the second half, en route to scoring 15 of his game-high 19 points after the break vs. Georgia Tech (12/3)
- Recorded a double-double despite playing only 20 minutes, posting 17 points and 10 rebounds in a victory over Mississippi Valley State (12/14)
- Matched a season high with 12 rebounds to go along with 8 points in a win over Western Michigan (12/20)
- Posted 17 points with 7 rebounds and 3 blocked shots in a win over UIC (12/22)
- Matched a career high with 7 assists in a win over Northern Kentucky (12/27)
- Enjoyed a solid all-around game with 14 points, 12 rebounds, 4 assists and 3 blocked shots vs. Illinois (1/14)
- Connected on 9 of 12 field goal attempts in scoring a season-high 22 points with 7 rebounds at Michigan (1/17)
- Scored a team-high 16 points vs. Ohio State (1/22)

OLAH'S GAME-BY-GAME STATISTICS

Opponent	GS	FG	3FG	FT	Reb	Pts	A	TO	B	S	Min
Houston Baptist	*	6-13	1-1	8-11	10	21	2	1	3	0	33
at Brown	*	1-2	0-0	2-4	4	4	0	2	1	0	18
North Florida	*	1-6	0-0	4-5	3	6	2	3	1	1	27
Elon	*	1-3	0-1	3-6	12	5	3	3	3	0	33
vs. Miami (Ohio)	*	5-8	0-1	3-3	8	13	1	2	4	0	25
vs. Northern Iowa	*	3-10	1-3	1-2	4	8	0	1	2	0	23
Georgia Tech	*	8-12	1-1	2-3	10	19	1	3	2	2	38
at Butler	*	4-8	1-1	2-2	4	11	0	2	0	0	34
Miss. Valley State	*	6-8	1-1	4-4	10	17	1	0	2	0	20
Central Michigan	*	4-7	1-1	3-4	5	12	2	0	1	1	27
Western Michigan	*	3-8	0-3	2-4	12	8	0	2	1	1	25
UIC	*	5-10	1-1	6-10	7	17	1	1	3	1	29
Northern Kentucky	*	0-1	0-0	2-2	6	2	7	2	1	1	25
at Rutgers	*	0-3	0-3	2-2	5	2	0	3	2	0	32
Wisconsin	*	3-8	0-1	1-1	4	7	2	1	0	0	21
at Michigan State	*	3-7	0-0	3-4	7	9	0	4	0	0	31
Illinois	*	6-12	0-2	2-2	12	14	4	0	3	0	33
at Michigan	*	9-12	0-0	4-4	7	22	2	3	1	1	31
Ohio State	*	6-10	0-1	4-4	6	16	1	1	2	2	27



23

JERSHON COBB

6-5 • 208 • R-Sr. • Guard
Decatur, Ga.
Columbia

2014-15 SEASON NOTES

- Tallied a team-high 16 points, including knocking down a trio of 3-pointers in a win at Brown (11/17)
- Missed five games from Dec. 14-27 due to injury
- Returned to action in a win at Rutgers (12/30), posting a team-high 7 rebounds to go along with 6 points
- Went a perfect 5-for-5 from the field in scoring 12 points at Michigan State (1/11)
- Posted 7 points and 4 rebounds off the bench vs. Illinois (1/14)
- Hit three 3-pointers and tallied 13 points in a start at Michigan (1/17)

COBB'S GAME-BY-GAME STATISTICS

Opponent	GS	FG	3FG	FT	Reb	Pts	A	TO	B	S	Min
Houston Baptist	*	2-8	1-4	0-0	2	5	2	1	0	1	22
at Brown	*	4-7	3-4	5-5	3	16	0	1	0	0	24
North Florida	*	2-6	1-4	0-0	2	5	1	2	1	1	27
Elon	*	0-4	0-1	3-4	2	3	0	0	0	0	18
vs. Miami (Ohio)	*	2-4	1-3	0-2	2	5	1	3	1	1	22
vs. Northern Iowa	*	0-3	0-1	0-0	0	0	0	1	0	0	16
Georgia Tech	*	1-5	0-4	0-0	3	2	3	1	0	0	31
at Butler	*	2-8	1-6	0-0	4	5	2	1	0	0	28
Miss. Valley State											DNP
Central Michigan											DNP
Western Michigan											DNP
UIC											DNP
Northern Kentucky											DNP
at Rutgers		2-5	1-3	1-3	7	6	2	1	0	1	23
Wisconsin		1-2	1-2	0-0	2	3	2	0	0	0	13
at Michigan State		5-5	2-2	0-0	2	12	4	1	0	0	21
Illinois		2-7	1-4	2-2	4	7	1	0	0	0	27
at Michigan	*	5-12	3-8	0-0	6	13	0	2	0	0	27
Ohio State	*	2-4	1-3	0-0	5	5	4	2	0	0	26



50

JEREMIAH KREISBERG

6-10 • 235 • Gr. • Center
 Berkeley, Calif.
 Head-Royce School

2014-15 SEASON NOTES

- Posted 4 rebounds in a victory at Brown (11/17)
- Recorded first basket of the season vs. Georgia Tech (12/3)
- Contributed 4 points in a season-high 14 minutes of action vs. No. 4 Wisconsin (1/4)
- Matched a season high with 4 rebounds at Michigan State (1/11)

KREISBERG'S GAME-BY-GAME STATISTICS

Opponent	GS	FG	3FG	FT	Reb	Pts	A	TO	B	S	Min
Houston Baptist		0-0	0-0	1-3	0	1	0	0	0	0	7
at Brown		0-1	0-0	0-0	4	0	0	3	0	0	12
North Florida		0-0	0-0	0-0	0	0	1	0	0	0	6
Elon					DNP						
vs. Miami (Ohio)		0-1	0-0	0-0	0	0	0	0	0	0	1
vs. Northern Iowa		0-0	0-0	0-0	0	0	0	0	0	0	2
Georgia Tech		1-1	0-0	0-0	1	2	0	0	0	0	7
at Butler		0-0	0-0	0-0	1	0	0	0	0	0	3
Miss. Valley State		0-0	0-0	0-0	2	0	0	0	0	0	4
Central Michigan					DNP						
Western Michigan					DNP						
UIC					DNP						
Northern Kentucky		0-0	0-0	0-0	0	0	0	0	0	0	2
at Rutgers		0-0	0-0	0-0	0	0	0	0	0	0	2
Wisconsin		2-3	0-0	0-0	1	4	1	0	0	0	14
at Michigan State		1-2	0-0	0-0	4	2	0	2	0	0	13
Illinois		0-0	0-0	1-2	2	1	0	3	0	0	7
at Michigan		0-0	0-0	0-0	0	0	0	1	0	0	3
Ohio State		1-2	0-0	0-0	3	2	0	0	0	0	13



Northwestern Men's Basketball Individual Career History



Cobb, JerShon

Season	gp-gs	min/avg	Total		3-Point		F-Throws		Rebounds				Scoring							
			fg-fga	pct	fg-fga	pct	ft-fta	pct	off	def	tot	avg	pf	fo	ast	to	blk	stl	pts	avg
2010-11	27-25	654/24.2	72-185	.389	23-76	.303	32-44	.727	17	65	82	3.0	46	0	41	22	2	19	199	7.4
2011-12	21-8	428/20.4	53-127	.417	14-45	.311	29-40	.725	7	30	37	1.8	27	0	22	33	3	29	149	7.1
2013-14	25-24	839/33.6	104-253	.411	38-108	.352	60-77	.779	6	113	119	4.8	75	1	57	48	8	22	306	12.2
2014-15	14-10	316/22.6	30-80	.375	16-49	.327	11-16	.688	4	40	44	3.1	25	0	22	16	1	3	87	6.2
TOTAL	87-67	2237/25.7	259-645	.402	91-278	.327	132-177	.746	34	248	282	3.2	173	1	142	119	14	73	741	8.5

Demps, Tre

Season	gp-gs	min/avg	Total		3-Point		F-Throws		Rebounds				Scoring							
			fg-fga	pct	fg-fga	pct	ft-fta	pct	off	def	tot	avg	pf	fo	ast	to	blk	stl	pts	avg
2011-12	4-1	57/14.3	3-17	.176	2-8	.250	1-5	.200	0	5	5	1.3	0	0	5	2	0	1	9	2.3
2012-13	31-9	600/19.4	88-232	.379	34-100	.340	33-45	.733	19	35	54	1.7	27	0	26	24	1	11	243	7.8
2013-14	33-6	982/29.8	125-326	.383	48-140	.343	66-97	.680	17	66	83	2.5	45	0	73	37	2	6	364	11.0
2014-15	19-12	614/32.3	86-222	.387	28-95	.295	28-44	.636	12	57	69	3.6	32	0	49	22	1	6	228	12.0
TOTAL	87-28	2253/25.9	302-797	.379	112-343	.327	128-191	.670	48	163	211	2.4	104	0	153	85	4	24	844	9.7

Kreisberg, Jeremiah

Season	gp-gs	min/avg	Total		3-Point		F-Throws		Rebounds				Scoring							
			fg-fga	pct	fg-fga	pct	ft-fta	pct	off	def	tot	avg	pf	fo	ast	to	blk	stl	pts	avg
2010-11*	28-18	688/24.6	80-144	.556	0-0	.000	42-58	.724	54	73	127	4.5	63	0	26	55	12	6	202	7.2
2011-12*	29-29	744/25.7	74-160	.463	0-2	.000	75-94	.798	42	106	148	5.1	75	2	39	56	6	10	223	7.7
2012-13*	27-8	438/16.2	56-118	.475	4-16	.250	36-59	.610	27	48	75	2.8	57	0	18	35	5	7	152	5.6
2014-15	15-0	96/6.4	5-10	.500	0-0	.000	2-5	.400	6	12	18	1.2	14	0	2	9	0	0	12	0.8
TOTAL	15-0	96/6.4	5-10	.500	0-0	.000	2-5	.400	6	12	18	1.2	14	0	2	9	0	0	12	0.8
All*	99-55	1966/19.9	215-432	.498	4-18	.222	155-216	.718	129	239	368	3.7	209	2	85	155	23	23	589	5.9

* Statistics from prior team/school

Law, Vic

Season	gp-gs	min/avg	Total		3-Point		F-Throws		Rebounds				Scoring							
			fg-fga	pct	fg-fga	pct	ft-fta	pct	off	def	tot	avg	pf	fo	ast	to	blk	stl	pts	avg
2014-15	19-16	459/24.2	42-116	.362	8-41	.195	32-40	.800	19	78	97	5.1	49	0	26	29	12	7	124	6.5
TOTAL	19-16	459/24.2	42-116	.362	8-41	.195	32-40	.800	19	78	97	5.1	49	0	26	29	12	7	124	6.5

Lindsey, Scottie

Season	gp-gs	min/avg	Total		3-Point		F-Throws		Rebounds				Scoring							
			fg-fga	pct	fg-fga	pct	ft-fta	pct	off	def	tot	avg	pf	fo	ast	to	blk	stl	pts	avg
2014-15	18-1	217/12.1	26-63	.413	12-29	.414	8-11	.727	8	32	40	2.2	32	0	8	12	5	2	72	4.0
TOTAL	18-1	217/12.1	26-63	.413	12-29	.414	8-11	.727	8	32	40	2.2	32	0	8	12	5	2	72	4.0

Lumpkin, Sanjay

Season	gp-gs	min/avg	Total		3-Point		F-Throws		Rebounds				Scoring							
			fg-fga	pct	fg-fga	pct	ft-fta	pct	off	def	tot	avg	pf	fo	ast	to	blk	stl	pts	avg
2012-13	4-0	26/6.5	1-5	.200	0-1	.000	2-2	1.000	1	3	4	1.0	2	0	2	2	1	0	4	1.0
2013-14	33-32	965/29.2	43-117	.368	13-49	.265	26-43	.605	48	110	158	4.8	118	9	41	55	12	37	125	3.8
2014-15	19-18	494/26.0	40-72	.556	8-25	.320	25-34	.735	28	57	85	4.5	56	2	22	15	5	15	113	5.9
TOTAL	56-50	1485/26.5	84-194	.433	21-75	.280	53-79	.671	77	170	247	4.4	176	11	65	72	18	52	242	4.3

McIntosh, Bryant

Season	gp-gs	min/avg	Total		3-Point		F-Throws		Rebounds				Scoring							
			fg-fga	pct	fg-fga	pct	ft-fta	pct	off	def	tot	avg	pf	fo	ast	to	blk	stl	pts	avg
2014-15	19-18	629/33.1	83-198	.419	25-63	.397	36-42	.857	8	44	52	2.7	23	0	87	52	6	4	227	11.9
TOTAL	19-18	629/33.1	83-198	.419	25-63	.397	36-42	.857	8	44	52	2.7	23	0	87	52	6	4	227	11.9



Northwestern Men's Basketball Individual Career History



Olah, Alex

Season	gp-gs	min/avg	Total		3-Point		F-Throws		Rebounds				Scoring							
			fg-fga	pct	fg-fga	pct	ft-fta	pct	off	def	tot	avg	pf	fo	ast	to	blk	stl	pts	avg
2012-13	31-29	687/22.2	76-183	.415	3-14	.214	35-60	.583	33	93	126	4.1	49	0	61	45	28	14	190	6.1
2013-14	33-32	974/29.5	112-220	.509	10-33	.303	66-97	.680	48	124	172	5.2	100	4	26	50	58	14	300	9.1
2014-15	19-19	532/28.0	74-148	.500	7-21	.333	58-77	.753	41	95	136	7.2	46	1	29	34	32	10	213	11.2
TOTAL	83-80	2193/26.4	262-551	.476	20-68	.294	159-234	.679	122	312	434	5.2	195	5	116	129	118	38	703	8.5

Segura, Nick

Season	gp-gs	min/avg	Total		3-Point		F-Throws		Rebounds				Scoring							
			fg-fga	pct	fg-fga	pct	ft-fta	pct	off	def	tot	avg	pf	fo	ast	to	blk	stl	pts	avg
2014-15	2-0	3/1.5	0-2	.000	0-1	.000	2-2	1.000	2	0	2	1.0	1	0	0	0	0	0	2	1.0
TOTAL	2-0	3/1.5	0-2	.000	0-1	.000	2-2	1.000	2	0	2	1.0	1	0	0	0	0	0	2	1.0

Skelly, Gavin

Season	gp-gs	min/avg	Total		3-Point		F-Throws		Rebounds				Scoring							
			fg-fga	pct	fg-fga	pct	ft-fta	pct	off	def	tot	avg	pf	fo	ast	to	blk	stl	pts	avg
2014-15	17-0	140/8.2	12-24	.500	0-0	.000	6-11	.545	14	24	38	2.2	18	0	7	7	12	5	30	1.8
TOTAL	17-0	140/8.2	12-24	.500	0-0	.000	6-11	.545	14	24	38	2.2	18	0	7	7	12	5	30	1.8

Sobolewski, Dave

Season	gp-gs	min/avg	Total		3-Point		F-Throws		Rebounds				Scoring							
			fg-fga	pct	fg-fga	pct	ft-fta	pct	off	def	tot	avg	pf	fo	ast	to	blk	stl	pts	avg
2011-12	33-33	1163/35.2	81-203	.399	41-115	.357	72-98	.735	16	70	86	2.6	85	0	121	46	8	29	275	8.3
2012-13	32-32	1115/34.8	99-258	.384	47-137	.343	70-116	.603	8	80	88	2.8	98	3	127	60	8	32	315	9.8
2013-14	27-21	579/21.4	34-130	.262	15-82	.183	51-67	.761	5	51	56	2.1	59	0	64	43	5	18	134	5.0
2014-15	18-1	147/8.2	11-29	.379	9-23	.391	9-11	.818	2	9	11	0.6	25	0	8	4	0	6	40	2.2
TOTAL	110-87	3004/27.3	225-620	.363	112-357	.314	202-292	.692	31	210	241	2.2	267	3	320	153	21	85	764	6.9

Taphorn, Nathan

Season	gp-gs	min/avg	Total		3-Point		F-Throws		Rebounds				Scoring							
			fg-fga	pct	fg-fga	pct	ft-fta	pct	off	def	tot	avg	pf	fo	ast	to	blk	stl	pts	avg
2013-14	26-1	268/10.3	21-67	.313	15-54	.278	8-14	.571	5	21	26	1.0	23	0	8	22	1	6	65	2.5
2014-15	16-0	147/9.2	26-44	.591	13-25	.520	4-6	.667	8	10	18	1.1	20	0	7	7	0	2	69	4.3
TOTAL	42-1	415/9.9	47-111	.423	28-79	.354	12-20	.600	13	31	44	1.0	43	0	15	29	1	8	134	3.2

Vassar, Johnnie

Season	gp-gs	min/avg	Total		3-Point		F-Throws		Rebounds				Scoring							
			fg-fga	pct	fg-fga	pct	ft-fta	pct	off	def	tot	avg	pf	fo	ast	to	blk	stl	pts	avg
2014-15	11-0	56/5.1	6-14	.429	1-3	.333	0-1	.000	2	5	7	0.6	11	0	8	6	0	2	13	1.2
TOTAL	11-0	56/5.1	6-14	.429	1-3	.333	0-1	.000	2	5	7	0.6	11	0	8	6	0	2	13	1.2

2014-15 NORTHWESTERN TV/RADIO ROSTER



JOHNNIE VASSAR
Fr. • G • 6-0
Chicago, Ill.
JSerra (Calif.)



DAVE SOBOLEWSKI
Sr. • G • 6-1
Naperville, Ill.
Benet Academy



VIC LAW
Fr. • F • 6-7
South Holland, Ill.
St. Rita



TRE DEMPS
R-Jr. • G • 6-3
San Antonio, Texas
Ronald Reagan



SCOTTIE LINDSEY
Fr. • G/F • 6-5
Hillside, Ill.
Fenwick



NICK SEGURA
Fr. • F • 6-6
McLean, Va.
The Heights School



ALEX OLAH
Jr. • C • 7-0
Timisoara, Romania
Traders Point (Ind.) Acad.



JERSHON COBB
R-Sr. • G • 6-5
Decatur, Ga.
Columbia




BRYANT McINTOSH
Fr. • G • 6-3
New Castle, Ind.
Greensburg



NATHAN TAPHORN
So. • F • 6-7
Pekin, Ill.
Pekin



SANJAY LUMPKIN
R-So. • G/F • 6-6
Wayzata, Minn.
Benilde- St. Margaret's



GAVIN SKELLY
Fr. • F • 6-8
Westlake, Ohio
Westlake



JEREMIAH KREISBERG
Gr. • C • 6-10
Berkeley, Calif.
Head-Royce School



CHRIS COLLINS
Head Coach
Second Season