


ANTENNAS | OMNI-292-V2

OMNI-292-V2

690 - 960, 1710 - 2700 MEDIUM GAIN CELLULAR OMNI DIRECTIONAL ANTENNA



- Compatible with 4G, 3G and 2G technologies, supports 2.4Ghz WiFi
- Ideal for machine to machine applications
- Increased connectivity stability
- Consistent high gain over a very wide frequency band
- Excellent broadband quality antenna
- Vandal and water resistant enclosure

Product Overview

This high gain omni-directional antenna covers all cellular frequencies bands needed for LTE(4G), but also covers the bands for HSDPA, 3G, EDGE, GPRS, voice and 2.4GHz LTE and Wi-Fi bands. Its configuration makes it suitable for fixed installations of any cellular frequency band. This is one of the few omni-directional antennas in the world that offers consistent high gain over a very wide frequency band with excellent radiation pattern performance. This makes it a very popular choice with installers because of its base station agile. It is also ideal for machine to machine (M2M) applications that are communicating through GSM network (GPRS/ EDGE/ 3G/ HSPA/ LTE).

Features

- Wall or pole mountable
- N-Type female connector so that any cable type or cable length can be connected.


Application areas

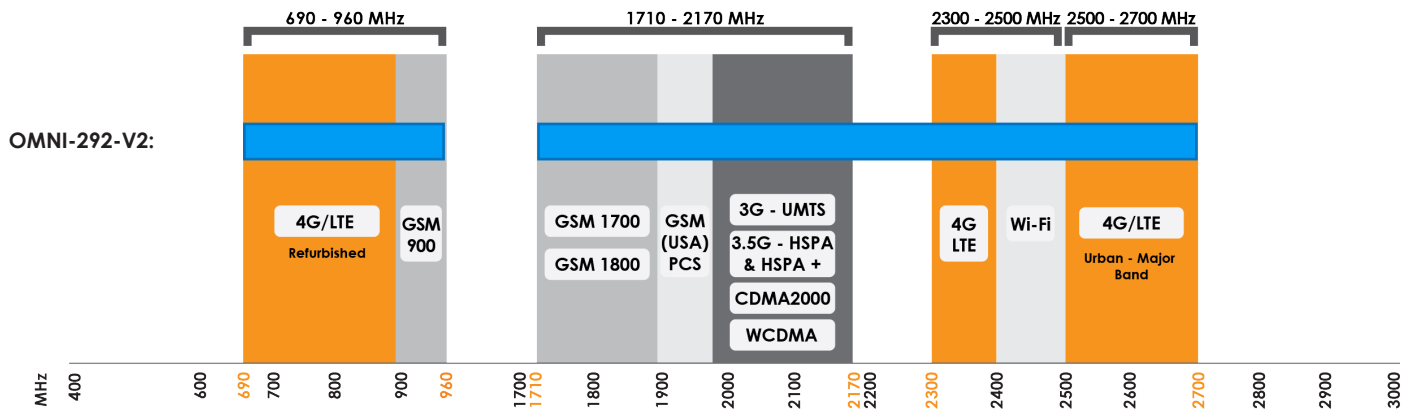
- Machine to machine (M2M)
- Poor data signal reception (indoor or outdoor)
- Slow data transmission connection
- Unstable connection
- Increases system transmission reliability
- High-end industrial grade router applications
- Mobile Offices
- Caravans, RTV's



Frequency bands

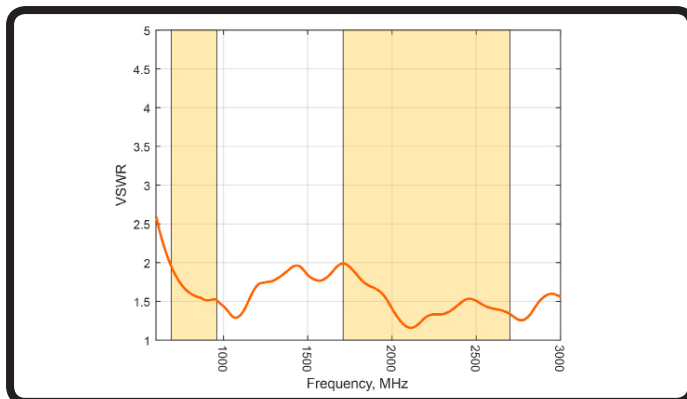
The OMNI-292-V2 works on the 690 - 960 MHz and 1710 - 2700 MHz bands

 Indicates the bands on which this antenna works



Antenna Performance Plots

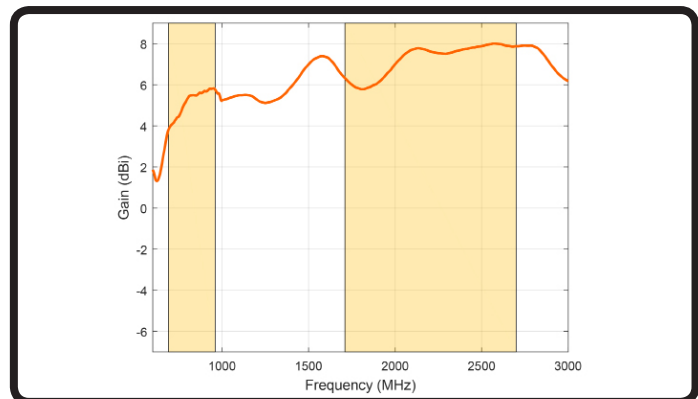
VSWR:



Voltage Standing Wave Ratio (VSWR)

VSWR is a measure of how efficiently radio-frequency power is transmitted from a power source, through a transmission line, into a load. In an ideal system, 100% of the energy is transmitted which corresponds to a VSWR of 1:1. The OMNI-292-V2 delivers superior performance across all bands with a VSWR of 2:1 or better.

Gain: (excluding cable loss)



Gain* in dBi

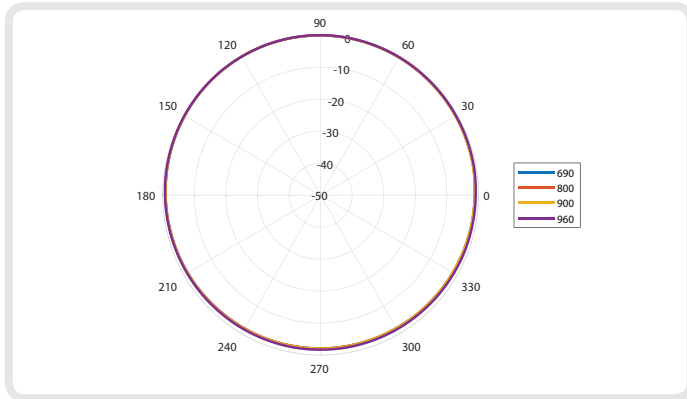
8 dBi is the peak gain across all bands from 690 - 2700 MHz

Gain @ 690 - 960 MHz: 6 dBi
Gain @ 1710 - 2700 MHz: 8 dBi

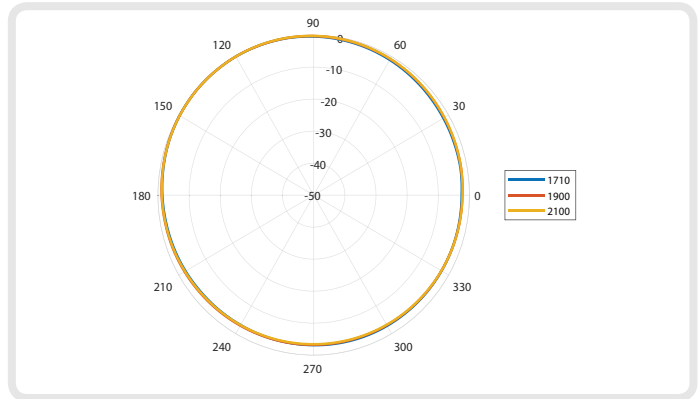
*Antenna gain measured with polarisation aligned standard antenna

Radiation Patterns

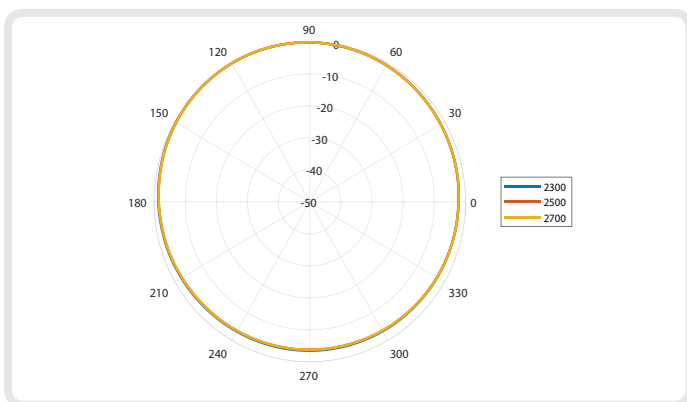
Azimuth: 690 - 960 MHz



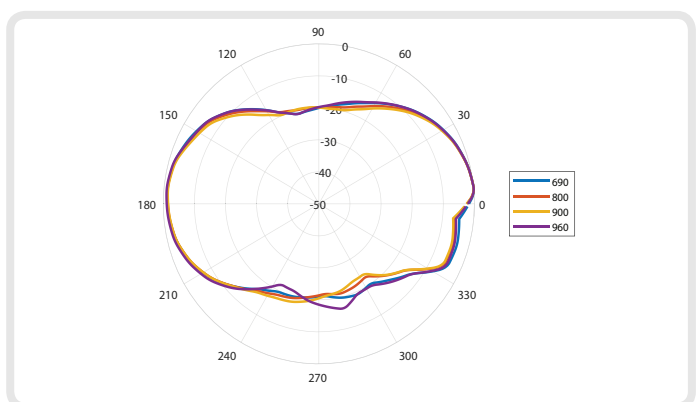
Azimuth: 1710 - 2100 MHz



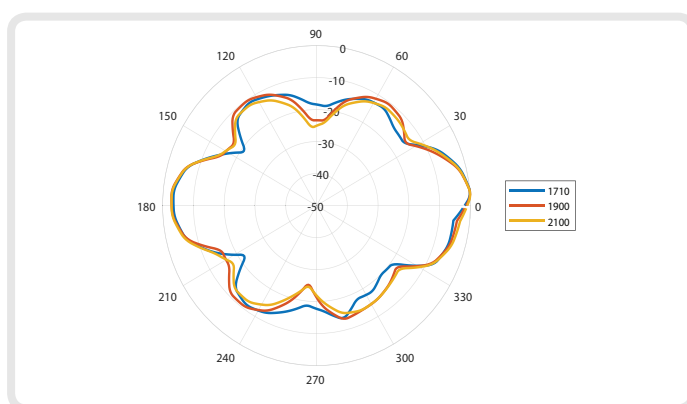
Azimuth: 2300 - 2700 MHz



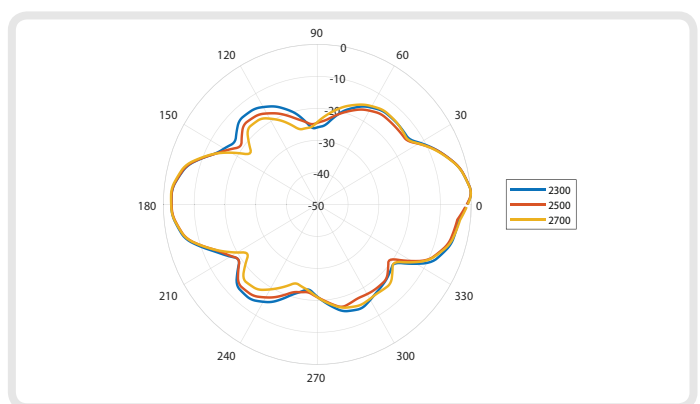
Elevation: 690 - 960 MHz



Elevation: 1710 - 2100 MHz



Elevation: 2300 - 2700 MHz



Electrical Specifications

Frequency Bands:	690 - 960 MHz 1710 - 2700 MHz
Gain (Max):	8 dBi
VSWR:	<2:1 over 90% of the band
Feed Power Handling:	10 W
Input impedance:	50 Ohm (nominal)
Polarisation:	Linear Vertical
Cable loss:	Optional Cable dependant
Path to ground:	Yes
Cable Length:	N/A
Cable Type:	N/A
Connector:	N-Type Female

Environmental Specifications

Wind Survival:	160 km/h
Temperature Range (Operating):	-40°C to +70°C
Environmental Conditions:	Outdoor/Indoor
Operating Relative Humidity:	Up to 98%
Storage Humidity:	5% to 95% - non condensing
Storage Temperature:	-40°C to +70°C

Ordering Information

Commercial name:	OMNI-292-V2
Order Product Code:	A-OMNI-0292-V2
EAN number:	0707273469199

Additional Accessories Available

Extension Cables:	Up to 15m HDF 195
-------------------	-------------------

Various connectors available
Installation poles and brackets available

For more detailed information and availability in your region,
visit our web site: www.poynting.tech

Contact Poynting

Poynting Antennas (Pty) Ltd - Head Office

Unit 4, N1 Industrial Park
Landmarks Avenue,
Samrand, 0157
South Africa

Phone: +27 (0) 12 657 0050

E-mail: sales@poynting.co.za

Mechanical Specifications

Product Dimensions (L x W x D):	± 675 mm x 75 mm x 75mm
Packaged Dimensions:	700 mm x 95 mm x 90 mm
Weight:	0,46 kg
Packaged Weight:	1,17 kg
Radome Material:	ABS (Halogen Free)
Radome Colour:	Pantone - Cool Gray (1c) RAL - 7047

Product Box Contents

Antenna:	A-OMNI-0292-V2
Mounting Bracket:	Pole up to 50mm diameter Wall and Pole mount stainless steel bracket

The connector is factory mounted to the antenna



A-OMNI-0292-V2



Certification Approvals and Standards

Flammability rating:	UL 94 HB
Water Ingress Protection Ratio/Standard:	IP 65
Impact resistance:	IK 08
Salt Spray:	MIL-STD 810F/ASTM B117
Product Safety:	Complies with UL, CE, EN, CSA and IEC standards



OMNI-292-V2

©2019 Poynting Antennas (Pty) Ltd. All rights reserved.
Product Specifications may change without prior notice
Revised: February 2019

Regulatory Compliance: RoHS 2011/65/EU Compliant | ISO 9001:2015
Document version: TS-OMNI-0292-V2_Rev2
www.poynting.tech