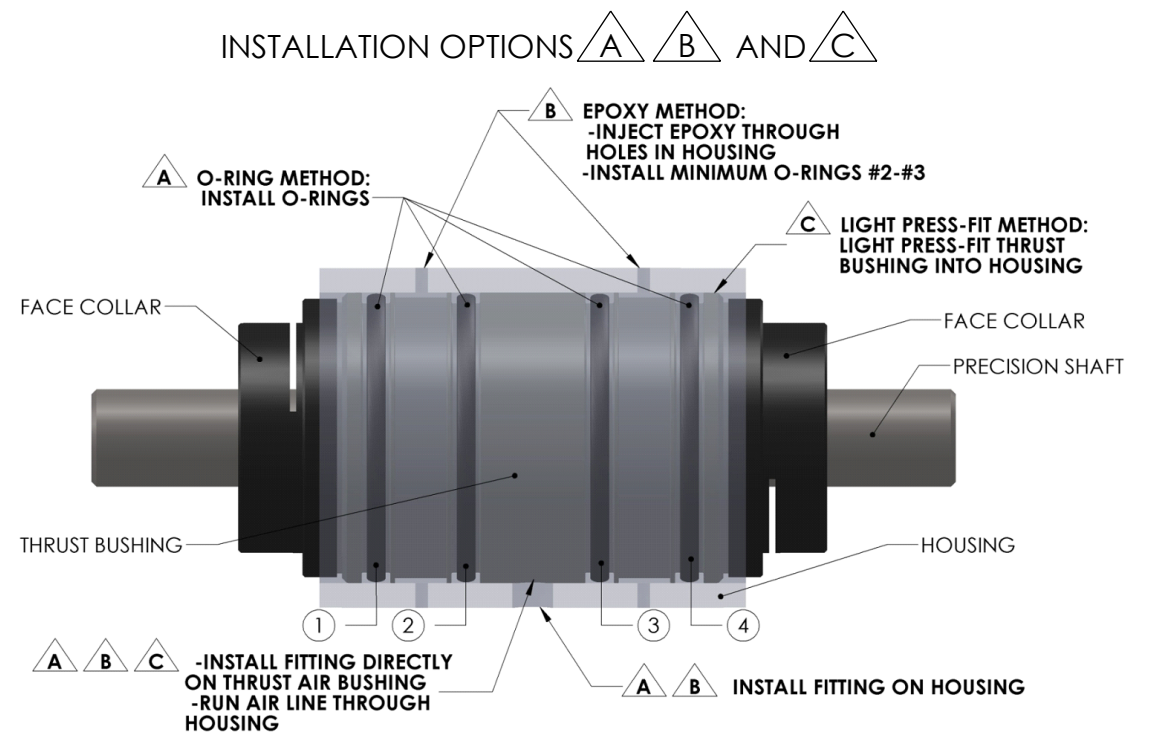
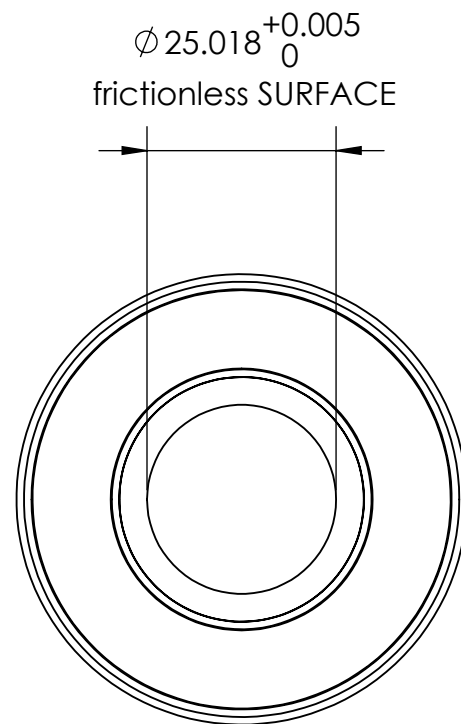
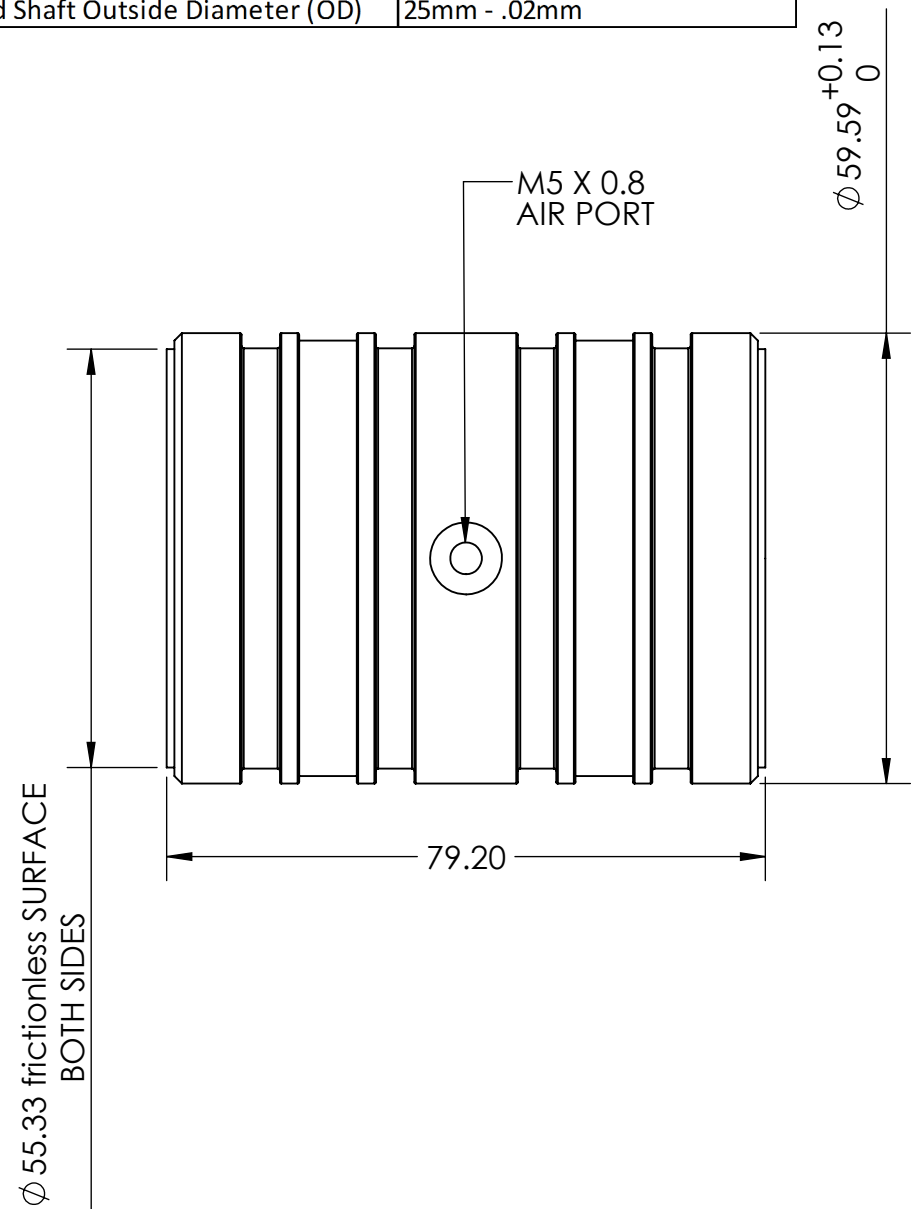



|   |                                |
|---|--------------------------------|
| Size                                    | 25mm ID                        |
| Part Number                             | OAVTB60i25                     |
| Housing Material/Finish                 | 7075 Aircraft Quality Aluminum |
| Input Pressure                          | 40 psi - 100 max psi           |
| Porous Material                         | Carbon                         |
| Pressure Port Threads                   | M5 X 0.8                       |
| Lifetime                                | infinite                       |
| Radial Load Capacity                    | 68.6 lbs (305.1 N)             |
| Thrust Load Capacity                    | 68.1 lbs (302.9N)              |
| Radial Stiffness                        | 0.19 lbs/μ in (34 N/μ m)       |
| Pitch Moment Max                        | 17 lbs-in (1.9 N-m)            |
| Bushing Inside Diameter (ID)            | 25.018mm +.005mm -.000mm       |
| Bushing Outside Diameter (OD)           | 59.59mm +.13mm -.00mm          |
| Bushing Length                          | 79.20mm                        |
| Bushing Weight                          | 416.9g                         |
| Recommended Shaft Outside Diameter (OD) | 25mm - .02mm                   |



**PROPRIETARY AND CONFIDENTIAL**  
THE INFORMATION CONTAINED IN THIS DRAWING IS THE SOLE PROPERTY OF OAVCO LLC. ANY REPRODUCTION IN PART OR AS A WHOLE WITHOUT THE WRITTEN PERMISSION OF OAVCO LLC IS PROHIBITED.

|             |         |                                      |           |      |  |
|-------------|---------|--------------------------------------|-----------|------|--|
|             |         | UNLESS OTHERWISE SPECIFIED:          | NAME      | DATE | <br><b>TITLE:</b><br><b>25MM 3-WAY THRUST BUSHING</b> |
|             |         | DIMENSIONS ARE IN MILLIMETERS        | DRAWN     |      |  |
|             |         | TOLERANCES:                          | CHECKED   |      |  |
|             |         | FRACTIONAL ±                         | ENG APPR. |      |  |
|             |         | ANGULAR: MACH ± BEND ±               | MFG APPR. |      |  |
|             |         | TWO PLACE DECIMAL ±                  | Q.A.      |      |  |
|             |         | THREE PLACE DECIMAL ±                | COMMENTS: |      |  |
|             |         | INTERPRET GEOMETRIC TOLERANCING PER: |           |      | SIZE DWG. NO. REV  |
|             |         | MATERIAL                             |           |      | <b>B</b> OAVTB60i25  |
| NEXT ASSY   | USED ON | FINISH                               |           |      | SCALE: 1:1 WEIGHT: SHEET 1 OF 1  |
| APPLICATION |         | DO NOT SCALE DRAWING                 |           |      |  |