

SHIP DETAILS

M/V JANSSONIUS



ABOUT THE SHIP

Janssonius is the sister vessel of Hondius, world's first-registered Polar Class 6 passenger vessel, making her among the most structurally fortified and technologically advanced polar cruise ships on the seas. Janssonius fully complies with the mandatory requirements of the Polar Code as adopted by the International Maritime Organization (IMO) for safe and environmentally sound ship operation in the polar regions.

Using some of the latest sustainable technology, Janssonius employs LED lighting, steam heat, biodegradable paints and lubricants, and flexible power management systems to keep fuel efficiency high and CO2 emissions low. Janssonius is also equipped with stabilizers that make her highly suitable for swift, safe, and nimble exploration of Arctic and Antarctic waters.

Janssonius offers comfortable accommodation for 170 passengers in six grand suites with balconies, eight junior suites, eight superior cabins, 11 twin deluxe cabins, 14 twin window cabins, 27 twin porthole cabins, two triple porthole cabins, and four quadruple porthole cabins.

One deck of Janssonius is reserved for multi-language lectures and presentations in a large observation lounge as well as in a separate lecture room. But while the ship's interiors are cozy and classically conceived in mid-century modern décor, her tough small-scale design enables her to react quickly to moment-by-moment weather changes and wildlife opportunities.

Oceanwide's main focus is always exploration, wildlife, and outdoor activities. For this reason, Janssonius carries a powerful fleet of Zodiac boats to guarantee swift and safe transit from ship to shore. She also has three separate gangways for efficient outings as well as an indoor Zodiac boarding area that can also be used for special outdoor activities such as kayaking.

While cruising, Janssonius carries 72 crew and staff members, including expedition and hotel staff, all of whom will be at your service during your polar expedition trip. Janssonius is equipped with two main engines and can reach a maximum speed of 15 knots.

SPECIFICATIONS

Length: 108.6 meters
Breadth: 17.6 meters
Draft: 5.30 meters
Ice class: Polar Class 6 (equivalent 1A-Super)
Displacement: 5,537 tonnes
Propulsion: 2 x ABC main engines; total 4,200 kW
Speed: 15 knots
Passengers: 170 in 80 cabins
Staff & crew: 72
Registered: The Netherlands
New build 2021





Luxury cabins



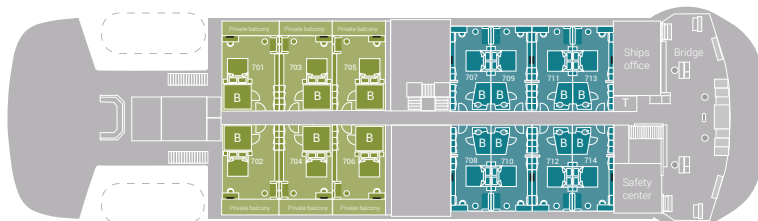
Standard cabins



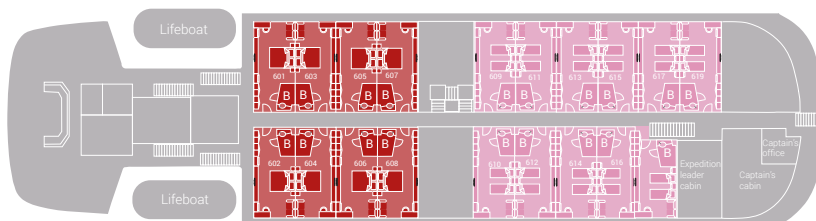
Dining room



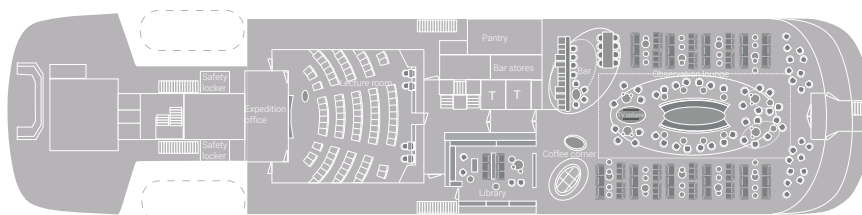
Bar & observation lounge



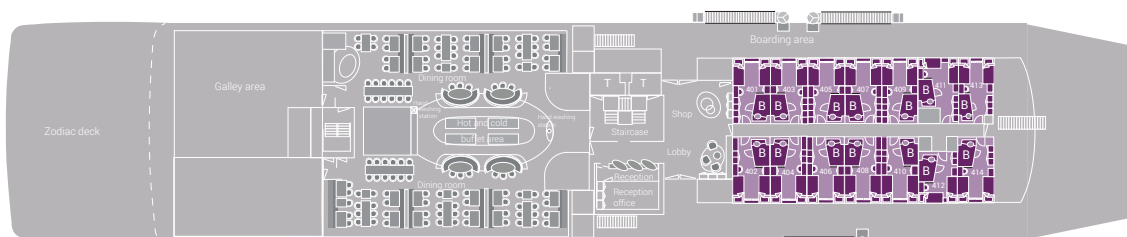
Deck 7



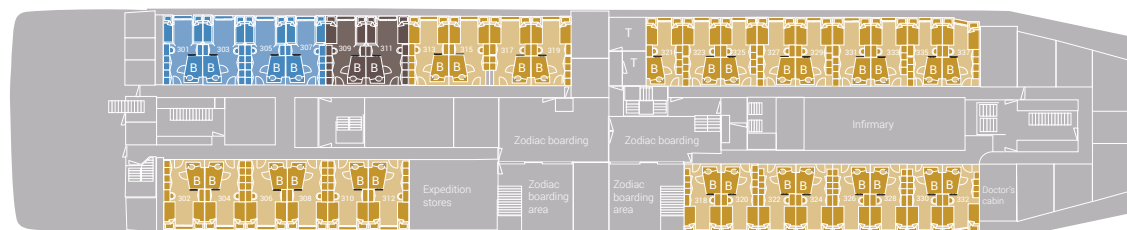
Deck 6



Deck 5



Deck 4



Deck 3

DECK PLAN

- Grand Suite with private balcony
- Junior Suite
- Superior
- Twin deluxe
- Twin Window
- Twin Porthole
- Triple Porthole
- Quadruple Porthole
- Upper / lower berths
- Lower berths
- 2 separate lower berths
- Double bed
- T Toilet
- B Bathroom

CONTACT & BOOKING INFORMATION