

M/V HONDIUS

SHIP DETAILS



OCEANWIDE
EXPEDITIONS



ABOUT THE SHIP

Hondius is the world's first-registered Polar Class 6 passenger vessel, making her among the most structurally fortified and technologically advanced polar cruise ships on the seas.

This vessel fully complies with the mandatory requirements of the Polar Code as adopted by the International Maritime Organization (IMO) for safe and environmentally sound ship operation in the polar regions.

Using some of the latest sustainable technology, Hondius employs LED lighting, steam heat, biodegradable paints and lubricants, and flexible power management systems to keep fuel efficiency high and CO₂ emissions low. Hondius is also equipped with stabilizers that make her highly suitable for swift, safe, and nimble exploration of Arctic and Antarctic waters.

Hondius offers comfortable accommodation for 170 passengers in six grand suites with balconies, eight junior suites, eight superior cabins, 11 twin deluxe cabins, 14 twin window cabins, 27 twin porthole cabins, two triple porthole cabins, and four quadruple porthole cabins.

One deck of Hondius is reserved for multi-language lectures and presentations in a large observation lounge as well as in a separate lecture room. But while the ship's interiors are cozy and classically conceived in mid-century modern décor, her tough small-scale design enables her to react quickly to moment-by-moment weather changes and wildlife opportunities.

Oceanwide's main focus is always exploration, wildlife, and outdoor activities. For this reason, Hondius carries a powerful fleet of Zodiac boats to guarantee swift and safe transit from ship to shore. She also has two separate gangways for efficient outings as well as an indoor Zodiac boarding area that can also be used for special outdoor activities such as kayaking.

While cruising, Hondius carries 70 crew and staff members, including expedition and hotel staff, all of whom will be at your service during your polar expedition trip. Hondius is equipped with two main engines and can reach a maximum speed of 15 knots.

SPECIFICATIONS

LENGTH:
107.6 meters

BREADTH:
17.6 meters

DRAFT:
5.3 meters

ICE CLASS:
**Polar Class 6
(equivalent 1A-Super)**

DISPLACEMENT:
5,590 tonnes

PROPULSION:
**2× ABC main engines;
total 4,200 kW**

SPEED:
15 knots

PASSENGERS:
170 in 80 cabins

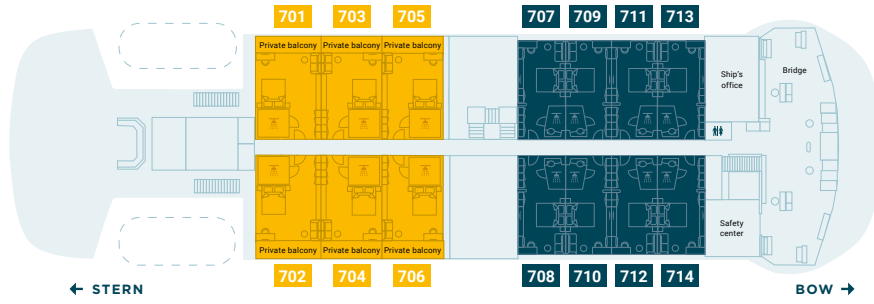
CREW, GUIDES, DOCTOR:
57 / 13 / 1

REGISTERED:
The Netherlands

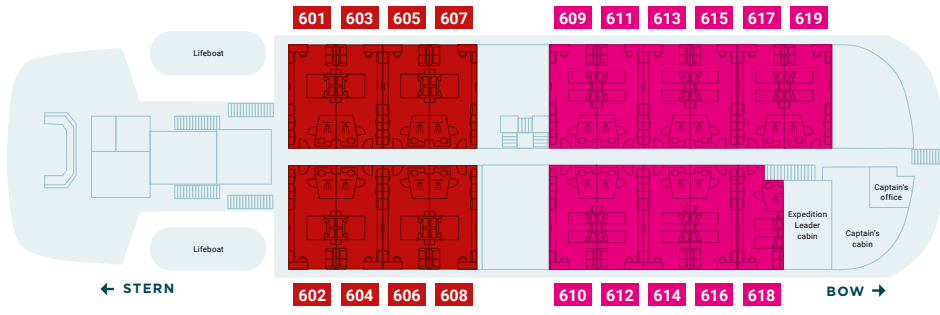
NEW BUILD 2019



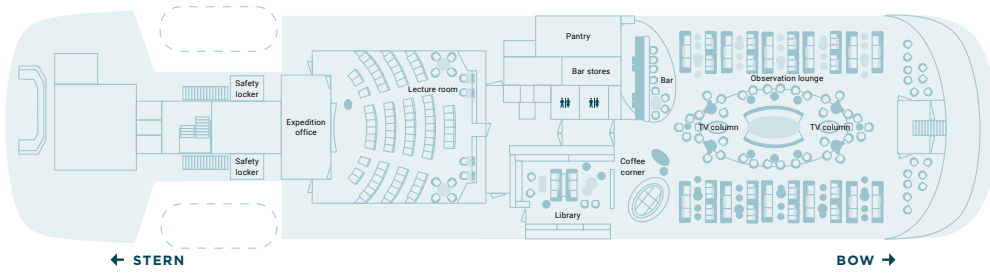
DECK PLAN



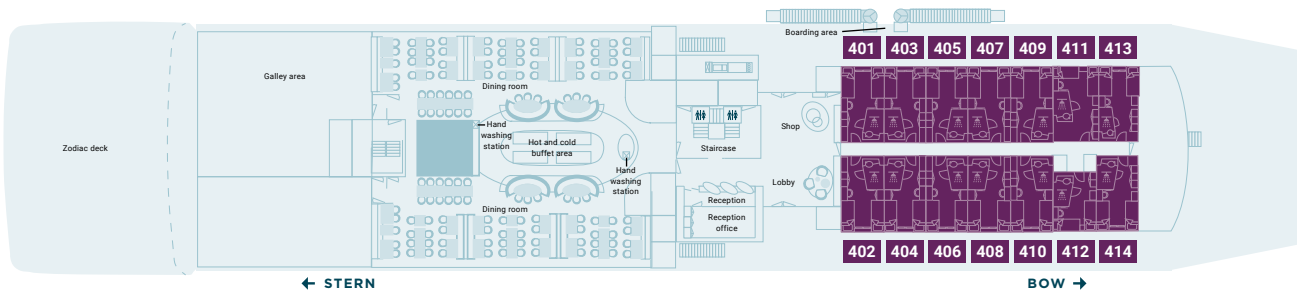
DECK 7



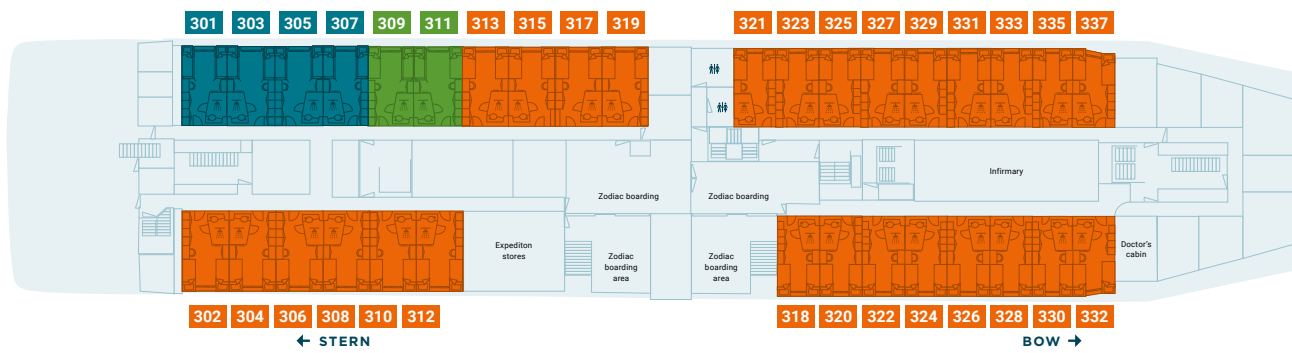
DECK 6



DECK 5



DECK 4



DECK 3

ROOM TYPES

- Grand Suite with private balcony
- Junior Suite
- Superior
- Twin Deluxe
- Twin Window
- Twin Porthole
- Triple Porthole
- Quadruple Porthole

BEDS

- Upper/lower berths
- Lower berths
- 2 Separate lower berths
- Double bed

SANITARY

- Toilet
- Bathroom

CABINS & PUBLIC AREAS



Luxury cabins



Standard cabins



Bar & observation lounge



Dining room



Reception



Lecture room

Oceanwide Expeditions | Head Office

Visserijkade 5 | 4382 ZA Vlissingen | The Netherlands

T +31 (0) 118 410 410

E info@oceanwide-expeditions.com

Oceanwide Expeditions | USA & Canada office

222 Pennbright Drive, Suite 109-A | Houston, TX 77090 | USA

T +1 800 453 7245 or +1 281 741 2372

E usa@oceanwide-expeditions.com

