

M/V ORTELIUS

SHIP DETAILS



OCEANWIDE
EXPEDITIONS



ABOUT THE SHIP

The ice-strengthened vessel "Ortelius" is an excellent vessel for Polar expedition cruises in the Arctic and Antarctica, providing us with possibilities to adventure in remote locations such as the Ross Sea and Franz Josef Land.

"Ortelius" was built in Gdynia, Poland in 1989, was named "Marina Svetaeva", and served as a special purpose vessel for the Russian Academy of Science. The vessel is re-flagged and renamed "Ortelius". As Plancius, Ortelius was a Dutch / Flemish cartographer. Abraham Ortelius (1527 – 1598) published the first modern world atlas, the Theatrum Orbis Terrarum or Theatre of the World in 1570. At that time, the atlas was the most expensive book ever printed.

The vessel has the highest ice-class notation (UL1 equivalent to 1A) and is therefore very suitable to navigate in solid one-year sea ice and loose multi-year pack ice. "Ortelius" is a great expedition vessel for 108 passengers with lots of open-deck spaces.

The vessel is manned by 24 highly experienced international nautical crew, 20 international hotel crew, including stewardesses, 8 expedition staff (1 expedition leader and 7 guides/lecturers), and 1 doctor.

The vessel offers simple but comfortable cabins and public spaces • 4 quadruple cabins with bunk beds (these can also be used as triple or twin cabins) • 26 twin porthole cabin with 2 single lower berths • 12 twin cabins with windows and 2 single lower berths • 2 twin deluxe cabins with windows and 2 single lower berths • 6 superior cabins with double beds. All cabins are spacious outside cabins with a minimum of two portholes or windows per cabin and all cabins have private shower and toilet.

"Ortelius" offers a comfortable hotel standard, with two restaurants, a bar/lecture room. Our voyages are primarily developed to offer our passengers a quality exploratory wildlife program, trying to spend as much time ashore as possible. As the number of passengers is limited to approximately 108 on the "Ortelius", flexibility assures maximum wildlife opportunities.

SPECIFICATIONS

LENGTH:
90.95 meters

BREADTH:
17.2 meters

DRAFT:
5.4 meters

ICE CLASS:
UL1 (equivalent to 1A)

DISPLACEMENT:
4,090 tonnes

PROPULSION:
6 ZL 40/48 SULZER

SPEED:
10.5 knots average cruising speed

PASSENGERS:
108 in 50 cabins

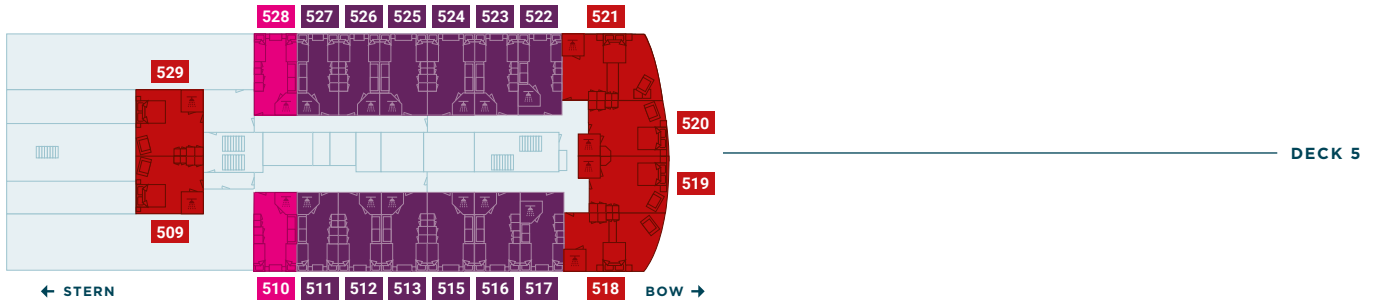
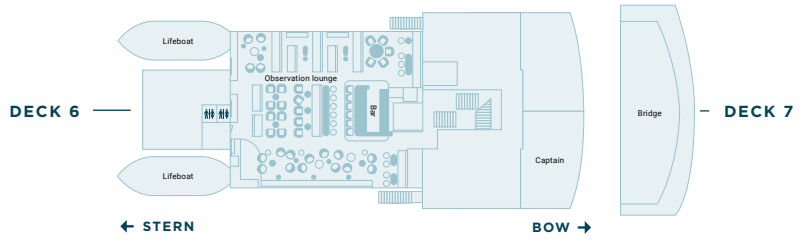
CREW, GUIDES, DOCTOR:
44 / 8 / 1

REGISTERED:
The Netherlands

VARIOUS DECKS
REFURBISHED
2012–2017–2019






DECK PLAN




ROOM TYPES

- Superior
- Twin Deluxe
- Twin Window
- Twin Porthole
- Twin Porthole plus additional third bed
- Quadruple Porthole

BEDS

-  Upper/lower berth
-  Lower berth
-  Double bed

SANITARY

-  Toilet
-  Bathroom

CABINS & PUBLIC AREAS



Superior cabins



Standard cabins




Bar & Observation lounge



Dining room



Helicopter platform



Reception

Oceanwide Expeditions | Head Office

Visserijkade 5 | 4382 ZA Vlissingen | The Netherlands

T +31 (0) 118 410 410

E info@oceanwide-expeditions.com

Oceanwide Expeditions | USA & Canada office

222 Pennbright Drive, Suite 109-A | Houston, TX 77090 | USA

T +1 800 453 7245 or +1 281 741 2372

E usa@oceanwide-expeditions.com