



2023 FOOTBALL



2023 Media Information

ODU QUICK FACTS

Location: Norfolk, VA 23529
 Nickname: Monarchs
 Founded: 1930 (as the Norfolk Division of the College of William & Mary)
 Enrollment: 23,228
 School Colors: Slate Blue (PMS 540), Silver (PMS 877), & Light Blue (PMS 283)
 Stadium Name: S.B. Ballard Stadium
 Capacity: 21,944
 Surface: AstroTurf GameDay Grass 3D
 Affiliation: NCAA Division I Bowl Subdivision (FBS)
 Conference: Sun Belt
 Athletic Ticket Office: 757-683-4444
 Press Box Phone: 757-683-3842
 Returning Starters 10
 Offense.....5
 Defense.....3
 Special Teams.....2
 Letterwinners Returning..... 25
 Letterwinners Lost 31

ADMINISTRATION

President: Dr. Brian O. Hemphill
 Alma Mater: Saint Augustine's
 Athletic Director: Dr. Camden Wood Selig
 Alma Mater: Washington & Lee
 Faculty Athletic Rep:..... Stacie Raymer
 Senior Associate AD /Football: Bruce Stewart

SOCIAL MEDIA

ODU Athletics Website: www.ODUSports.com
 Facebook: Old Dominion Athletics/ODU Football
 Twitter: @ODUSports/@ODUFootball
 YouTube: www.YouTube.com/ODUSports

FOOTBALL COACHING STAFF

Head Coach: Ricky Rahne (Cornell '02)
 Record at ODU: Third Season/Fourth Overall
 Overall Record: 9-16
 Defensive Coord./Inside Linebackers: Blake Seiler (Kansas State '07)
 Offensive Coordinator/Quarterbacks: Kevin Decker (New Hampshire '11)
 Special Teams Coord./Outside Linebackers: Kevin Smith (Urbana '14)
 Offensive Line: Alex Huettel (Bowling Green '15)
 Wide Receivers: Mark Dupuis (UConn '14)
 Tight Ends : Justin Harper (Virginia Tech '08)
 Running Backs: Tony Lucas (Columbia '03)
 Defensive Line: Victor Irokansi (Oklahoma State '16)
 Cornerbacks: Tarron Williams (Gardner-Webb '09)
 Safeties: Remington Rebstock (Kansas State '11)

SUPPORT STAFF

Director of Sports Performance: Chad Snodgrass
 Assistant Director of Sports Performance: Ben Smeriglio
 Assistant Director of Sports Performance: Aaron Rittgers
 Assistant Director of Sports Performance: Daniel Shaver
 Assistant Athletic Director for Equipment Operations: Joshua Marlow
 Assistant Equipment Manager: Jared Walker
 Video Coordinator: Wendell Mitchem
 Head Athletic Trainer – Football Justin Walker
 Assistant Athletic Trainer Angela Moening
 Assistant Athletic Trainer Alexis Porterfield
 Academic Advisor Sarah Walker
 Sideline Communications Tech Rodney Harmon
 Sideline Communications Tech Guy Williams

ATHLETIC COMMUNICATIONS

Assistant AD for Communications (FB Contact): Eric Bohannon
 Email: ebohanno@odu.edu
 Office/Cell: 757-683-3374/757-375-0244
 ODU Athletic Communications Office: 757-683-3372
 ODU Athletic Communications Fax: 757-683-3119
 ODU Communications Address: Jim Jarrett Athletic Admin. Bldg.
 Norfolk, VA 23529

2023 ODU Schedule

Date	Opponent	Location	Time	TV	ODU Against Opp.
9/2	at Virginia Tech	Blacksburg, Va.	8 p.m.	ACC Network	2-2
9/9	Louisiana	Norfolk, Va.	6 p.m.	ESPN+	First Meeting
9/16	Wake Forest	Norfolk, Va.	Noon	ESPN2/ESPNU	0-1
9/23	Texas A&M University-Commer	Norfolk, Va.	3:30 p.m.	TBA	First Meeting
9/30	at Marshall	Huntington, W. Va.	TBA	TBA	1-7
10/7	at Southern Miss	Hattiesburg, Miss.	TBA	TBA	1-1
10/21	App State	Norfolk, Va.	TBA	TBA	0-3
10/28	at James Madison	Harrisonburg, Va.	TBA	TBA	2-1
11/4	Coastal Carolina	Norfolk, Va.	TBA	TBA	2-0
11/11	at Liberty	Lynchburg, Va.	TBA	TBA	1-3
11/18	at Georgia Southern	Statesboro, Ga.	TBA	TBA	0-3
11/25	Georgia State	Norfolk, Va.	TBA	TBA	3-1

Credits

The Monarch Football Media Supplement is a publication of the Old Dominion University office of Athletic Public Relations. EDITORS: Eric Bohannon - Assistant Athletic Director for Communications, WRITTEN BY: Eric Bohannon - Assistant Athletic Director for Communications. LAYOUT AND DESIGN: Eric Bohannon, Chris Brown. COVER DESIGN: Chris Brown - Director of Creative Services. SPECIAL ASSISTANCE: Mike Hermann - Senior Associate Athletic Director/External Communications, Chris Brown - Assistant Athletic Director for Creative/Video Services, Jim Heath, Associate Athletic Communications Director, Pierce Yarberry - Assistant Director of Communications, Brock Gagliardi, Assistant Director of Communications, Grant Gardner, Matt Wurzbarger, Kendra Toman, Ted Alexander - ODU Director of Broadcasting, Tim Wentz, Rebecca Gaona. PHOTOGRAPHY: Keith Lucas, Rick Voight (RSVP Media), Brian Schneider, Bob Bradley, Maddy Humphrey Photography, Steve Chinnis, Chuck LeClaire, John Toomey, Chuck Thomas, Buffalo Bills, Steve Roberts, Brendan Maloney, Bryan Gayoso, Buffalo Bills, Detroit Lions, Rick Wilson/ Jacksonville Jaguars, Seattle Seahawks, Miami Dolphins, BC Lions, Calgary Stampeders, Ottawa REDBLACKS, Tampa Bay Buccaneers, Los Angeles Chargers Dale MacMillan - Edmonton Eskimos, Washington Commanders, Philadelphia Eagles, Jacob Funk - Chicago Bears, Andrew Weber, Charles Wmslow, Bobby McDuffie, Falecia Collier, The Virginian-Pilot, Joe Imel, Jorge Salgado, Jason Cooper, Jay Haeseker, Roger Steinman, Alex Hernandez, Jim Brown, Jon Lambert, Carolina Panthers, Indianapolis Colts PRINTING: Colley Avenue Copies and Graphics. Old Dominion University is an affirmative action/equal opportunity institution. This publication was printed without the support of tax dollars from the Commonwealth of Virginia.

Media Information

The 2023 Old Dominion University Football Media Guide has been designed for use by local and national media and Monarch fans. Additional information including press releases, photos, and video footage is available by request to accredited media outlets. Any questions not covered in this publication can be directed to the Old Dominion University Athletics communication office.

CREDENTIALS

Credentials for Old Dominion University home games are issued to working media only and must be visible at all times for access to the press box. Requests should be made as soon as possible, to Eric Bohannon, Associate Director of Athletic Communications at Room 1102, Athletic Administration Building, Old Dominion University, Norfolk, VA 23529 or ebohanno@odu.edu. Season credentials will be granted to daily newspapers and television/radio stations that cover the Monarchs on a regular basis. Other media outlets will be granted credentials on a single-game, space available basis at the discretion of the Athletic Communications Office. Requests for single-game credentials should arrive no later than 48 hours prior to the day of the game.

Credentials will be mailed if time permits or can be picked up at the Sports Information Office in Room 1102 of the Athletic Administration Building, until 5:00 p.m. the day before the game. Otherwise, they will be left at the media will-call at S.B. Ballard Stadium located on Bluestone Ave.

PARKING

Parking will be issued as credential requests are received. As space allows, media will be issued a tag for the Red Parking Garage located at the corner of 49th Street and Bluestone Ave. Overflow parking is located in the garages on 43rd and 45th street off of Hampton Blvd.

PRACTICE COVERAGE

Select practices in fall camp will be open to the media with interview availability. Practices during the season are closed to the media.

WEEKLY PRESS CONFERENCE

Head coach Ricky Rahne will host a weekly media conference each Monday before a Saturday game. The weekly press conference will be held on Monday's at noon in the press conference room at Kornblau Field at S.B. Ballard Stadium. Rahne's press conference will also be archived on ODUSports.com. Contact the ODU Athletic Communications Office about attending the Monday press conferences.

STUDENT-ATHLETE INTERVIEWS

During the season, selected student-athletes will be available at Ricky Rahne's Monday press conference. All student-athlete interviews must be arranged through the Athletic Communications Office. To ensure availability, please allow 24-hour notice prior to your need for a student-athlete interview.

RICKY RAHNE INTERVIEWS

Head coach Ricky Rahne is available to the media at his weekly Monday press conferences, which begin at noon in downstairs media room of S.B. Ballard Stadium. Rahne is also available on the Sun Belt Conference Weekly head coaches zoom.

RICKY RAHNE COACH'S SHOW

Voice of the Monarchs Ted Alexander hosts this weekly hour-long radio show at 7 p.m. on Wednesday's (Check ODUSports.com for schedule changes) from Wild Wing Cafe in Chesapeake. In addition to the local airing on ESPN 94.1 FM the show can be heard live on WNTW 820 am/97.7 The Answer, and WLVA 94.1 FM/Fox Sports 580 AM in the Lynchburg market.

POSTGAME INTERVIEWS

Following a brief cooling-off period, the visiting team's head coach and student-athletes will be available outside the visiting team locker room. ODU officials will collect requests for visiting student-athletes and the media can meet the visiting SID outside of the visiting locker room. Coach Rahne and selected ODU student-athletes will be brought into the media room. Requests for players will be collected in the press box, midway through the fourth quarter. The locker room and training area are closed to the media.

PHOTOGRAPHERS

Photographers will not be allowed on the sideline without a visible credential and armband issued by the Old Dominion University Athletic Communications Office. Under NCAA and Sun Belt Conference guidelines, photographers are not allowed between the 25-yard lines. Credential holders not working will be asked to leave the sidelines.

RADIO BROADCASTING

All visiting radio stations requesting to broadcast a contest at S.B. Ballard Stadium must contact the Athletic Communications Office at least one week prior to the game. Analog, ethernet, and wireless internet are available.

MONARCHS ON THE WEB

The Old Dominion University athletic website is located at ODUSports.com for all up-to-date statistics, schedules and results on all Monarch programs. ODU is also on Facebook at ODU Football and on Twitter, @ODUFootball.

Old Dominion Athletic Communications

ODU Athletic Communications Office:..... 757-683-3372
ODU Athletic Communications Fax:..... 757-683-3119
ODU Communications Address:Jim Jarrett Athletic Admin. Bldg.
..... Norfolk, VA 23529

Asst. AD Athletic Communications:..... Eric Bohannon
Office/Cell:..... 757-683-3374/757-375-0244
Email:..... ebohanno@odu.edu

Associate Director:..... Jim Heath
Email:..... JaHeath@odu.edu

Asst. Director:..... Pierce Yarberr
Email:..... pyarberr@odu.edu

Asst. Director:..... Brock Gagliardi
Email:..... bgagliar@odu.edu

Senior Executive Writer: Harry Minium
Email:..... hminium@odu.edu

Media Information

Media List

Print Media

Virginian Pilot
Norfolk, VA. 23510
Phone: (757)446-2366
Fax: (757)533-9004
Website: www.pilotonline.com

Daily Press
703 Mariners Row
Newport News, VA. 23606
Phone: (757)247-4630 or 4643
Fax: (757)247-9420
Website: www.dailypress.com

Richmond Times Dispatch
P.O. Box 85333
Richmond, VA. 23293
Phone: (804)649-6554
Fax: (804)775-8059
Website: www.timesdispatch.com

Washington Post
1150 15th Street, NW
Washington, DC. 20071
Phone: (202)334-7350
Fax: (804)334-7685
Website: www.washingtonpost.com

ODU Mace & Crown
Webb Student Center
Norfolk, VA. 23529
Phone: (757)683-3452
Website: www.maceandcrown.com

Electronic Media

WTKR TV(CBS)
720 Boush Street
Norfolk, VA 23510
Phone: (757)446-1352
Fax: (757)446-1376
Website: www.wtkr.com

WAVY TV(NBC)
300 Wavy Street
Portsmouth, VA. 23704
Phone: (757)673-5440
Fax: (757)397-8279
Website: www.wavy.com

WVEC TV(ABC)
613 Woodis Avenue
Norfolk, VA. 23510
Phone: (757)628-6200
Fax: (757)628-5855
Website: www.wvec.com

WVBT TV 43 (Fox)
301 Wythe Street
Portsmouth, VA 23704
Phone: (757)393-4343
Fax: (757)393-7615
Website: www.fox43tv.com

Wire Services

Associated Press
Suite 1380, 700 E. Main Street
Richmond, VA. 23219
Phone: (804)643-6646
Inside VA: 1-800-552-9935
Fax: (804)643-6223


Conference

Sun Belt Conference
1500 Sugar Bowl Drive
New Orleans, LA
Phone: (504) 299-9066
Website: www.sunbeltsports.org

Radio Stations

ESPN Radio 94.1
5589 Greenwich Road - Suite 200
Virginia Beach, VA. 23462
Phone: (757)671-1000
Fax: (757)671-1313
Website: www.espnradio941.com

WODU (student station)
Webb University Center
Norfolk, VA 23529
Phone: (757)683-3441
Website: www.wodustudios.com



Brian O. Hemphill, Ph.D



Brian O. Hemphill, Ph.D., Old Dominion University's ninth president effective July 1, 2021, is an unwavering champion for access and opportunity, as well as innovation and research, with a deep commitment to forward-focused leadership. President Hemphill is proud to lead ODU with a steadfast dedication to excellence, a firm commitment to accountability and transparency, and — most importantly — a strong focus on diversity, equity, and inclusion, as well as student success.

President Hemphill's road to ODU has taken him from the University of Arkansas-Fayetteville, a flagship university, where he served as Associate Vice Chancellor and Dean of Students; to Northern Illinois University, a large, public, research university, where he served as Vice President for Student Affairs and Enrollment Management and Associate Professor for eight years; West Virginia State University, a public, land-grant, research university, where he served as the 10th President and Professor for four years; and, most recently, Radford University, a comprehensive university, where he served as the seventh President and Professor for five years.

President Hemphill earned a Ph.D. in Higher Education Administration and Policy Studies from the University of Iowa, a Master of Science degree in Journalism and Mass Communication from Iowa State University of Science and Technology, and a Bachelor of Arts degree in Organizational Communication from Saint Augustine's University. President Hemphill is a published author with a multitude of writings covering topics related to gun violence and threat preparedness on college campuses; emerging financial concerns affecting the collegiate sphere; STEM (Science, Technology, Engineering, and Mathematics) and economic-related issues pertaining to education; and a myriad of additional scholarly perspectives pertinent to the higher education environment. President Hemphill co-edited a book, titled "College in the Crosshairs: An Administrative Perspective on Prevention of Gun Violence." He is a highly sought-after keynote speaker, guest presenter, and panelist with frequent appearances across the country.

President Hemphill's passion for life and unparalleled commitment to excellence begins at home where he shares his life with his loving and supportive wife, Dr. Marisela Rosas Hemphill, who proudly serves as ODU's First Lady. The Hemphills are the proud parents of energetic twins, Catalina and Cruz. President Hemphill also has two adult children, Jada, a public school teacher in Fort Worth, Texas, and Jordan, assistant director of athletics development at the University of Iowa. Above all else, President Hemphill cherishes the time he spends with his children who are so very precious to him. The Hemphill family resides in the Jacobson House. President and First Lady Hemphill, as well as their entire family, actively engage both on the campus and in the community by attending a variety of activities and events in support their fellow Monarchs!

DR. CAMDEN WOOD SELIG



Dr. Camden Wood Selig is in his 14th year as Director of Athletics at Old Dominion University, where his “Championship Effort” philosophy has helped guide the department as one of the most respected and successful intercollegiate programs in the nation. Of the 133 FBS Athletic Directors, Selig is the 13th longest FBS tenured in the country. He is in his 25th year as a Division I AD.

During his tenure, Selig has directed the University’s move through two FBS conferences and has Old Dominion positioned strongly in the Sun Belt Conference. He has overseen the transition of a startup FCS football program to the FBS level, led major athletic facility expansion and enhancement for virtually all 18 programs, and added women’s volleyball in 2019.

One needs only to visit the ODU campus to see Selig’s contributions to the growth and improvement of Monarch athletic venues with well over \$100 million invested in Intercollegiate athletic facilities since his arrival. Projects completed and initiated under Selig include:

- ODU opened the \$67.5 million Kornblau Field at S.B. Ballard Stadium on Saturday, August 31, 2019 against Norfolk State. The stadium rebuilding was completed in nine months.
- A \$20 million baseball renovation began in the fall of 2022. The new stadium, which should be complete for the 2026 season, will be called the Ellmer Family Baseball Complex.
- The Burnett & Blanche Mitchum Basketball Performance Center, a privately funded \$8.4 million state-of-the-art facility, is complete and is the new training center for the ODU men’s and women’s basketball teams.
- The \$3.5 million repurposing of the arena in the Jim Jarrett Athletic building is now the brand-new 900 seat home of the ODU women’s volleyball program.
- A \$3.5 million expansion of L.R. Hill support facility for football, women’s field hockey, and women’s lacrosse, including a new state-of-the-art weight room.
- The addition of a \$2.3 million video replay scoreboard, LED ribbon panels, and digital tables at Chartway Arena.
- The \$600,000 Paul A. Keyes Indoor Hitting Complex, which opened in the fall of 2014.

As collegiate athletic costs continue to rise, Selig has placed a premium on increasing privately generated revenue. Since his arrival in 2010:

- Total ODAF philanthropic gifts for athletics have surpassed \$140 million.
- Corporate sponsorship revenue has surpassed \$33 million.
- Staff giving to the Old Dominion Athletic Foundation (ODAF) has remained at 100% for thirteen consecutive years.

And, in ODU’s first year in the Sun Belt Conference, they led in attendance for men’s and women’s basketball and set a single-season ODU record for football.

One of the most dramatic and gratifying accomplishments for Selig has been the academic success of the 18 teams. Highlights from 2022-23 include:

- An ODU record 197 student athletes (49%) earned Dean’s List honors with a 3.4 or higher GPA.
- An ODU record 3.26 cumulative GPA for all 475 student-athletes.
- At least a 3.0 GPA recorded by 71% of student-athletes.
- A 3.0 GPA or higher for 16 of 18 teams.

Monarch teams have performed well on the playing fields under Selig, highlighted by:

- Fifteen Conference Championships since 2010, including back-to-back championships for women’s soccer and three straight conference championships for women’s tennis. ODU’s three Sun Belt Conference Championships in 2022-23 were the second most in the league and the most of the four new arrivals (ODU, James Madison, Marshall, Southern Miss).

In Selig’s tenure there have also been numerous firsts and achievements that haven’t been accomplished in many years, including:

- Linebacker Jason Henderson in 2022 became the first ODU football player to earn All-America honors at the FBS level.
- In 2016, ODU participated in its first bowl game in the Bahamas. In 2021, went to its 2nd bowl game in Myrtle Beach.
- Women’s soccer won its first C-USA Championship in 2022 and first conference championship since 2006.
- In June 2022, baseball first baseman Matt Coutney was named C-USA Player of the Year and honored on four All-American teams. Additionally, he earned CoSIDA Academic All-American honors becoming the first baseball player in 17 years to be named an Academic All-American.
- In May 2021, the women’s tennis team won the Conference USA Championship for the first time, its first conference championship since 2001. They have since won three-straight conference championships and have won an NCAA first round Tournament match three-straight years, including wins over Arkansas and South Carolina, and has advanced to the final 32 each of the last three seasons.
- Over the 2021 and 2022 baseball seasons, ODU was one of just 11 schools in the country and the only school in Virginia to have back to back 40+ win seasons.
- ODU baseball has the 17th best winning percentage in the country since 2021.
- Nineteen baseball players have been drafted under current head coach Chris Finwood, who Selig hired in 2010.
- The baseball team won its first C-USA Championship, earned a No. 1 seed at the NCAA Regionals and received its highest final ranking in July 2021 of No. 16 in the Top-25 poll.

Hampton Roads Community outreach and support has been a staple under Selig’s leadership:

- Selig spearheaded the return of the annual Khedive Shriners’ Oyster Bowl game to Foreman Field at S.B. Ballard Stadium in 2011 and helped raise over \$250,000 for the Shriners’ Children’s Burn Hospital since that time.
- In 2022-23, ODU student-athletes were ranked #9 in the country with 5,321 total community service hours in the NCAA TeamWorks Challenge for all Division I schools.

Selig spent 11 years directing the Western Kentucky University Hilltopper athletic program, which won 70 Sun Belt Conference Championships from 2000-2010 and a national record 19 crowns in two seasons, 2008-2010. He also led WKU from FCS to FBS and is the only AD in the country to lead two institutions in this transition.

Prior to his stint at WKU, Selig served as the Senior Associate Athletic Director at the University of Virginia from 1988-1999, overseeing external operations his last five years. He began his athletic career as the Director of Ticketing at VCU, where he served from 1985-1988, finishing his stint as Assistant to the Athletic director.

Selig was a four-year member (2006-2010) of the NCAA Women’s Basketball Committee and served as Chair of the Final Four site selection committee. He served as Chair for both the Sun Belt Conference Athletic Directors and the Men’s Basketball Committees during his tenure at WKU. He has served on the prestigious Division I Championships/Sports Management Cabinet representing the CAA and is currently on the Elizabeth River Trail Board of Directors and serves on the executive committee for the Norfolk Forum and was recently named the groups secretary. He is a two-time winner of the Tom Fergusson Metropolitan Person of the Year award by the Norfolk Sports Club (2014, 2023), symbolic of his impact on the region’s sports profile.

Selig was born in Chapel Hill, North Carolina, and raised in Norfolk, Virginia, where he attended Norfolk Collegiate School. He holds a bachelor’s degree in psychology from Washington and Lee University, a master’s degree in sports administration from Ohio University and a doctorate in educational leadership from the University of Virginia, with a minor in business from the UVA Darden School of Business. His dissertation “The Study of Donor Predictability Among Alumni Athletes”, won the 2002 CASE Outstanding Doctoral Dissertation.

Selig and his wife Ellen of Annapolis, MD, have three children, Lex, 26, Nick, 24 and Julianna, 19.



BRUCE STEWART



Bruce Stewart is Old Dominion's Deputy Athletic Director and Chief Operating Officer. A veteran in the industry he enters his 16th year with the university. Stewart is an integral part in ODU's athletic strategic planning initiatives and is the chair of the Competitive Excellence Committee. Stewart spearheaded the Monarchs' revival of the football program which has become the model for start-up football programs across the country and helped elevate ODU from FCS to FBS. Stewart is as the primary sport administrator for football, men's basketball and men's & women's tennis, as well as overseeing the functional areas of sports performance, equipment, game operations and capital constructions.

Stewart has guided the Monarch football program from FCS and the Colonial Athletic Association to FBS, Conference USA and the Sun Belt Conference. Stewart led the way for the new Kornblau Field at S.B. Ballard Stadium. The new \$70 million dollar stadium renovation was completed in nine months under Stewart's leadership.

In addition to the new S.B. Ballard Stadium, Stewart has also directed the building of the \$17 million L.R. Hill Sports Complex, the state-of-the-art home for ODU's football program as well as the women's lacrosse program, and nine-time national champion field hockey program. The Powhatan Sports Complex has attracted much attention as it hosted the US Field Hockey Team's match-up with international powerhouse Argentina during the summer of 2012 as well as the NCAA Division I Field Hockey Championship in November of 2012, 2013, 2016. The L.R. Hill Complex completed an expansion in the winter of 2017, adding a brand-new state of the art weight room, new meeting rooms and an updated coaches locker room. In the fall of 2022 the complex received an additional upgrade with an expanded players locker room and nutritional center.

Stewart took over the reigns as the men's basketball supervisor in 2021 and oversaw the move from Conference USA to the Sun Belt Conference. The men's basketball team led C-USA in attendance in Stewart's first season as sport supervisor and also led the Sun Belt in the programs first season in the league.

Other Old Dominion athletic facilities have been added and upgraded during Stewart's tenure include a new home for the Monarchs' academic advising program in the Jim Jarrett Athletic Administration Building as well as expanded Strength and Conditioning and Athletic Training Facilities and the construction of the 74,000 square foot Folkes-Stevens Tennis Center and the 9,400 two-story ODU Rowing Center as well as the new sailing pier at the ODU Sailing Center. Stewart and his staff also completed the \$8.4 million dollar Mitchum Basketball Practice Facility in early 2018. Upgrades have been made to the Monarchs' Soccer Complex with brand new coaches' offices, locker rooms, and meetings spaces, and a new video board, enhanced signage, and addition of "Rally Alley" have helped add to the fan experience at the Bud Metheny Ballpark. Stewart and his staff are now embarking on a new \$20 million stadium upgrade for baseball's Bud Metheny Ballpark that is expected to be completed by the 2025 season.

Under Stewart's direction, ODU has showcased its facilities and staff in the hosting of numerous events on campus including the Division I NCAA Women's Basketball First and Second Rounds and Regionals, the CAA Field Hockey Championship, the Conference USA Men's & Women's Tennis Championships, and high school championships from the Hampton Roads area.

Stewart joined Old Dominion after a nine-year stint at Coastal Carolina University, in which he served as the Senior Associate Athletics Director. Prior to his promotion, he was the Associate Athletic Director of Finance. He played a key role in helping the Chanticleers add football as a varsity sport at the university as the Assistant Athletic Director for Internal Operations.

A native of Columbus, Ohio, Stewart held numerous other responsibilities in his first four years at Coastal Carolina. During his tenure, he was the administrator for several of the school's athletic fund-raising events and was an integral part of the game management and promotions for the department. He started his career in intercollegiate athletics as the director of basketball operations. He also served as an adjunct professor in the Wall College of Business, teaching a business law course.

Stewart attended Morehouse College in Atlanta, earning his bachelor of arts in psychology in 1994. He furthered his educational training at The Ohio State University by completing a J.D./M.A. degree program, a four-year program that combined studies in law with sport management. While completing his law and master's degree, he was published in The Journal of Sport Management and The Journal of Legal Aspects of Sport. He was a three-sport standout in high school at the Columbus Academy, competing in football, basketball and track.

PROTECT



UNDER ARMOUR.

THIS HOUSE.®



Under Armour is proud to outfit Old Dominion University Football in the world's most innovative footwear, uniforms, and training gear.

UA.COM

L.R. Hill Sports Complex



On September 13, 2008, Old Dominion University officially opened the L.R. Hill Sports Complex, a 75,000 square foot, two story facility that houses the Monarch football program.

The first level of the LR Hill Sports Complex houses a 6,000 square foot space dedicated to academic excellence. In addition, there is a 3,000 square foot athletic training room, and the Monarchs players' locker rooms which holds 122 lockers. The players' locker room features the most efficient lockers available, a players lounge and six flat screen high definition televisions.

The second level of the LR Hill Sports Complex houses the coaches' offices, staff meeting rooms including renovated office space completed in the summer of 2017. The video room as well as coaches' offices feature a state-of-the-art editing system for game and practice film. Adjacent to the facility is the AstroTurf GameDay Grass 3D fields that the Monarchs use for practice. GameDay Grass 3D is one of the most advanced synthetic turf products, featuring best-in-class performance and safety benefits, and characteristics that closely mimic the look and feel of natural grass.

The complex began expansion in 2015 to include a 17,000 square foot weight room along with sports performance offices. The weight room area features two levels. The top mezzanine level has the same surface as the main floor below to provide a dynamic warmup and cardio, the bottom level features 12 squat racks and free weights.



Kornblau Field at S.B. Ballard Stadium



Old Dominion University Football played the final contest in Foreman Field on Saturday, November 17, 2018, and less than three weeks later there was nothing but dirt where the 82-year stadium used to be.

Built in 1936, Foreman Field stood the test of time, hosting high school football games, concerts and thousands and thousands of events, including the first 10 years of ODU Football.

The new Barry Kornblau Field at S.B. Ballard Stadium was ready for ODU's home opener on Saturday, Aug. 31 against Norfolk State. Playing Norfolk State was fitting as the Spartans played the most times, other than ODU, in Foreman Field.



Kornblau Field at S.B. Ballard Stadium

Kornblau Field at S.B. Ballard Stadium, formerly Foreman Field, is a 21,944-seat multi-purpose stadium on the campus of Old Dominion University in Norfolk, Virginia.

The newly renovated Kornblau Field at S.B. Ballard Stadium at Old Dominion University opened August 31, 2019 to host the Monarchs' first football game of the 2019 season, a 24-21 win over crosstown foe, Norfolk State. In collaboration with local architect Moseley and general contractor S.B. Ballard Construction, the Populous-designed stadium sets a new standard for mid-major universities' football facilities. The \$67.5 million venue seats 21,944 with the ability to be expanded to fit 30,000 fans.

After conducting a feasibility study in 2016, it was clear that elevated fan amenities were a priority. The west and east stands were demolished to make way for new seating that emphasizes comfort. Not only do the new seats provide fans with much-requested additional legroom, but the stands are also 10 feet closer to the field to provide better sight lines and a better and more engaged gameday atmosphere.

The new stands give fans more room and brings them closer to the action, creating a more intimate environment. Premium suites and the Priority Automotive Club were added, which is used as a multi-purpose event space beyond game day. In addition to new stands, renovations included a 20,000 square-foot of open-deck social space, new entries and a front door to the stadium. An arched entrance gate on the east side faces the existing Williamsburg lawn and provide a location to honor Old Dominion legends. A new student entry, along with a dedicated student concession space and pregame activity, and a new west entry gate with a pregame plaza is centered below the new press box and provide space for students to gather and socialize.



Kornblau Field at S.B. Ballard Stadium

The newly renovated stadium will give the football team a sense of identity as they continue to lay the foundation for their program. While incorporating modern amenities, S.B. Ballard Stadium honors the rich history of this storied venue by retaining the original arches and incorporating the previous brick pattern into the design of the exterior. Renovations were completed in a single offseason in order to be complete in time for the 2019 season.

The field is named for 1971 Old Dominion graduate, Barry Kornblau. Kornblau donated \$3 million to help fund the stadium project. The \$3 million was the single largest gift received by the Old Dominion Athletic Foundation in the last 15 years. Kornblau has donated well over \$5 million to ODU Athletics, donating \$2 million to baseball facility projects and another \$8,000 to fund men's soccer conference championship rings a few years ago.

The Stadium is named S.B. Ballard in honor of Stephen and B.J. Ballard, the company responsible for building the stadium. Ballard helped renovate Foreman Field before the Monarchs played a game before the 2009 season by adding the suites in the end zone.


ODU alumnus Dennis Ellmer, founder and CEO of Priority Automotive, donated \$1.5 million to the stadium effort. The club was named for his company because of his many donations to ODU over the years. Both sidelines will have two levels of seating, and there will be a new press box and club area, called the Priority Automotive Club, on the west side.



Kornblau Field at S.B. Ballard Stadium



From left to right: Barry Kornblau, ODU President John R. Broderick, ODU First Lady Kate Broderick and Steve Ballard cut the ribbon before the first game in Kornblau Field at S.B. Ballard Stadium. Kornblau gave Old Dominion a significant donation to help fund the project, while Ballard and his company built the stadium.



Kornblau Field at S.B. Ballard Stadium



Kornblau Field at S.B. Ballard Stadium





The Sun Belt Conference (SBC) has established itself as a leader among intercollegiate athletics leagues since its move to the Football Bowl Subdivision (FBS) in 2001.

Founded in 1976, the Sun Belt now features 14 dynamic member institutions across 10 contiguous states. The Sun Belt boasts broad-based excellence across its 18 sponsored sports, in the classroom and in the communities across the league's footprint.

The 2023 campaign will mark the second as a 14-member football conference. In the College Football Playoff era (since 2014), the Sun Belt paces the FBS with a .649 bowl winning percentage. Consider the Sun Belt's impressive football accomplishments:

The Sun Belt is home to three of the top-15 teams in the FBS in winning percentage since 2020 – more than the rest of the Group of Five combined: Louisiana (23-2, .920), Coastal Carolina (22-3, .880) and App State (19-7, .731).

In 2021, three Sun Belt teams accumulated double-digit wins during the regular season for the first time in league history. Two programs (Coastal Carolina and Louisiana) finished in the final AP Poll, Coaches Poll and College Football Playoff Rankings for the first time in conference history.

The Sun Belt had 17 student-athletes in 2021 combine to earn 42 All-America honors with eight programs producing at least one All-America honoree.

The Sun Belt has had at least one selection in 15 consecutive NFL Drafts and has claimed multiple picks in 14 of the last 15. With a record nine players taken in the 2023 NFL Draft.

The Sun Belt's success extends far beyond the football field and into a number of team and individual successes in each of its sports:

The Sun Belt has been a multi-bid league in both baseball (4 in 2023) and softball (2 in 2023) over the past three seasons.

Six Sun Belt men's basketball programs made postseason appearances in 2022.

Melissa Jefferson of Coastal Carolina track & field is the reigning women's indoor 60-meter NCAA National Champion. She recently captured the 2022 U.S.

Championship in the women's 100-meter dash, setting an all-dates, all-time collegiate record for the women's 100 meters.

The Sun Belt's nine men's soccer programs have combined for more than 100 all-time NCAA Tournament appearances.


The Sun Belt Conference is showcased nationwide through a media rights partnership with ESPN that runs through the 2030-31 academic year. The Sun Belt enjoyed a viewership of 18.2 million during the 2021 football season. During the 2021 regular season, three games featuring Sun Belt Conference teams surpassed one million viewers. Each of the four bowl games in which Sun Belt programs participated this past season also saw a viewership of greater than one million. For the 11th consecutive year in 2022, every Sun Belt home football game will appear on an ESPN platform.

The Sun Belt Conference has transitioned to a neutral-site model for many of its championship events to provide an enhanced experience for student-athletes and fans. Pensacola, Fla., will serve as home for the Sun Belt Men's and Women's Basketball Championships through the 2024-25 season and ticket sales for that event increased 30 percent in 2022. Women's soccer (Foley, Ala.), volleyball (Foley, Ala.) and baseball (Montgomery, Ala.) have also established long-term agreements.

As part of the Sun Belt's commitment to racial justice, the conference launched BE THE CHANGE during the summer of 2020 – focusing attention on American civil rights, promoting civic engagement, and creating dialogue with law enforcement. The conference also established and encouraged its teams and fans to visit the Sun Belt Conference Civil Rights Trail, which highlights historic sites and landmarks found within the league's geographic footprint.

The Sun Belt supports more than 5,500 student-athletes in sponsoring 18 NCAA sports.

The Sun Belt's 14 member institutions are App State, Arkansas State, Coastal Carolina, Georgia Southern, Georgia State, James Madison, Louisiana, ULM, Marshall, Old Dominion, South Alabama, Southern Miss, Texas State and Troy.





BOWL SEASON™

A CELEBRATION OF COLLEGE FOOTBALL

2023-24 SCHEDULE



DEC. 16
Nassau, Bahamas
11:00 AM | ESPN



DEC. 16
Atlanta, GA
12:00 PM | ABC



DEC. 16
New Orleans, LA
2:15 PM | ESPN



DEC. 16
Orlando, FL
3:30 PM | ABC



DEC. 16
Albuquerque, NM
5:45 PM | ESPN



DEC. 16
Inglewood, CA
7:30 PM | ABC



DEC. 16
Shreveport, LA
9:15 PM | ESPN



DEC. 18
Myrtle Beach, SC
2:30 PM | ESPN



DEC. 19
Frisco, TX
9:00 PM | ESPN



DEC. 21
Boca Raton, FL
8:00 PM | ESPN



DEC. 22
Tampa, FL
6:30 PM | ESPN



DEC. 23
Birmingham, AL
12:00 PM | ABC



DEC. 23
Montgomery, AL
12:00 PM | ESPN



DEC. 23
Fort Worth, TX
3:30 PM | ABC



DEC. 23
Boise, ID
3:30 PM | ESPN



DEC. 23
Mobile, AL
7:00 PM | ESPN



DEC. 23
Las Vegas, NV
7:30 PM | ABC



DEC. 23
Honolulu, HI
10:30 PM | ESPN



DEC. 26
Detroit, MI
2:00 PM | ESPN



DEC. 26
University Park, TX
5:30 PM | ESPN



DEC. 26
Phoenix, AZ
9:00 PM | ESPN



DEC. 27
Annapolis, MD
2:00 PM | ESPN



DEC. 27
Charlotte, NC
5:30 PM | ESPN



DEC. 27
Houston, TX
9:00 PM | ESPN



DEC. 28
Boston, MA
11:00 AM | ESPN



DEC. 28
Bronx, NY
2:15 PM | ESPN



DEC. 28
Orlando, FL
5:45 PM | ESPN



DEC. 28
San Antonio, TX
9:15 PM | ESPN



DEC. 29
Jacksonville, FL
12:00 PM | ESPN



DEC. 29
El Paso, TX
2:00 PM | CBS



DEC. 29
Memphis, TN
3:30 PM | ESPN



DEC. 29
Arlington, TX
8:00 PM | ESPN



DEC. 30
Atlanta, GA
12:00 PM | ESPN



DEC. 30
Miami, FL
2:00 PM | ABC



DEC. 30
Nashville, TN
4:00 PM | ESPN



DEC. 30
Tucson, AZ
4:30 PM | BARSTOOL



JAN. 1
Tampa, FL
12:00 PM | ESPN2



JAN. 1
Orlando, FL
1:00 PM | ABC



JAN. 1
Glendale, AZ
1:00 PM | ESPN



TBD
San Diego, CA
TBD | FOX



JAN. 1
Pasadena, CA
5:00 PM | ESPN
CFP Semifinal



JAN. 1
New Orleans, LA
8:45 PM | ESPN
CFP Semifinal



JAN. 8
Houston, TX
7:30 PM | ESPN

*All times ET and all Bowls subject to change.

#BOWLSEASON @BOWLSEASON BOWLSEASON.COM



Head Coach Ricky Rahne

Ricky Rahne is in his fourth season overall and prepares for his third season on the field as head football coach at Old Dominion.

Old Dominion went 3-9 in Rahne's second season on the field but the wins were two of the biggest in program history and the accolades were aplenty throughout the season. ODU defeated Virginia Tech 20-17 in the season opener, marking the second win in program history over the Hokies. A few weeks later, the Monarchs defeated Arkansas State 29-26 in the first Sun Belt Conference game in program history. Two weeks later on national television, the Monarchs knocked off previously undefeated and eventual Sun Belt Division Champion Coastal Carolina, 49-21 in Conway, South Carolina.



In individual honors, linebacker Jason Henderson led the country in tackles and became ODU's first FBS All-American, earning the honor from five different publications. Wide receiver Ali Jennings finished third in the country in receiving yards, while right tackle Nick Saldiveri was selected to play in the Reese's Senior Bowl, just the third player in ODU history to play in the most prestigious college football all-star game.

ODU finished in the Top-20 in the country in a handful of categories, including 12th in red zone defense, and in what has become a cornerstone of the program, special teams. ODU ranked 10th in the country in blocked kicks, 13th in punt return defense and 19th in net punting.

In his first season on the field in 2021, Rahne took a team that went 1-11 in 2019, and did not play in 2020, to a bowl game. ODU started the season 1-6 and won five-straight behind Rahne's 1-0 mentality, to earn a bid to the Myrtle Beach Bowl to play Tulsa. ODU became just the third team since 1936 (AP Poll era) to start the season 1-6 or worse and win six games.

Rahne helped lead Zack Kuntz to first-team All-Conference USA honors at tight end and 12 additional Monarchs to spots on the C-USA honorable mention team. Kuntz finished second in the country among tight ends with 73 receptions, while running back Blake Watson became the first ODU running back since 2016 to rush for over 1,000 yards and finished 22nd in the country with 101.1 yards per game.

ODU had its best scoring defense since 2016 and tied a school record by allowing 20 points or less five times. Linebacker Jordan Young broke the 100-tackle barrier for the first time in his career and set the ODU career record for tackles with 350. The Monarchs finished third in Conference USA and 35th in the country in rushing defense.

Coaching Staff • Head Coach Ricky Rahne

Rahne has built the Monarchs on being aggressive on the field and that was epitomized by the special teams units. ODU tied for the national lead with four blocked punts and six total blocked kicks. LaMareon James finished the season ranked ninth in the country with a 29.4 yard average on kickoff returns, and was one of two players to have two, 100-yard kickoff return touchdowns.

During ODU's winning streak, the Monarchs outscored teams by a 36-22 margin, and became bowl eligible in the regular season finale, dispatching Charlotte 56-34.

Rahne developed an increasing national profile as a key component of Coach James Franklin's staff at both Penn State and Vanderbilt as an assistant coach for nine years. The coaching staff has guided those teams to bowl games in each of the nine years and have won nine or more games in six of the last eight seasons.

Rahne spent six seasons at Penn State, including the last two as offensive coordinator. Despite having a new starting quarterback in 2019, Rahne helped lead the Nittany Lion offense to 34 points per game, while six offensive players earned all-Big10 honors.

Known as a terrific offensive mind that can adjust to his personnel, Rahne demonstrated that again in 2019. Despite the loss of the No. 2 overall pick in the 2018 NFL Draft (Saquon Barkley), Penn State rushed for the most yards per game in the last 10 years at 204.9. PSU had nine players earn all-conference accolades, and the Nittany Lions led the Big10 with 42 red zone touchdowns, good for 16th in FBS.

Rahne was the quarterbacks coach in four of his six seasons he was at Penn State and both of the quarterbacks he worked with were drafted into the NFL. In 2015, Christian Hackenberg (Jets, 2016) became the all-time leader in career yards passing with 8,457 yards. Three years later, Rahne guided Trace McSorley (Ravens, 2019) past that mark in 2018 with 9,899 yards. He also coached the tight ends in 2016 and 2017, guiding Mike Gesicki who was drafted by the Miami Dolphins.

Penn State played in a bowl game in every year Rahne was there, including a 2016 Big10 Championship and 2017 PlayStation Fiesta Bowl win over Washington. In that time, Penn State had four-straight seasons of at least nine wins, and the Nittany Lions are one of five teams to rank in the Top-15 of the College Football



Playoff final rankings in each of the last four years.

Prior to joining Penn State, Rahne was the quarterbacks coach at Vanderbilt for three years.

Prior to Rahne's time at Vanderbilt, the program had been to four bowl games in 121 years of football, none in consecutive seasons. The Commodores were ranked in the Top-25 in the final polls in 2012 and 2013 marking the first time they were ranked in back-to-back seasons in program history.

He spent five years at Kansas State, starting as an offensive graduate assistant before coaching the running backs and tight ends. He helped the Wildcats to two bowl appearances.

Rahne started his coaching career on the defensive side at Holy Cross coaching the defensive line. The following year he coached the running backs at his alma mater, Cornell.

He was a three-year starter at quarterback at Cornell, and graduated as the Big Red's all-time leader in completions (678), passing yards (7,710), touchdown passes (54) and total offense (7,994). He was inducted into the Cornell Hall of Fame in 2014.

Rahne and his wife, Jennifer, have two sons, Ryder and Jake.





RICKY RAHNE

Third Season/Fourth Overall
Cornell, 2002

The Rahne Record

Personal

Hometown: Morrison, Colo.

Alma Mater: Cornell (2002)

Education: Industrial and Labor Relations

Wife: Jennifer

Children: Ryder and Jake

Coaching History

Year	School	Position	Record
2022	Old Dominion	Head Coach	3-9
2021	Old Dominion	Head Coach	6-7
2019	Penn State	Offensive Coordinator/Quarterbacks	11-2
2018	Penn State	Offensive Coordinator/Quarterbacks	9-4
2017	Penn State	Pass Game Coordinator/Tight Ends	11-2
2016	Penn State	Pass Game Coordinator/Tight Ends	11-3
2015	Penn State	Pass Game Coordinator/Quarterbacks	7-6
2014	Penn State	Pass Game Coordinator/Quarterbacks	7-6
2013	Vanderbilt	Quarterbacks	9-4
2012	Vanderbilt	Quarterbacks	9-4
2011	Vanderbilt	Quarterbacks	6-7
2010	Kansas State	Tight Ends	7-6
2009	Kansas State	Tight Ends	6-6
2008	Kansas State	Running Backs	5-7
2007	Kansas State	Running Backs	5-7
2006	Kansas State	Offensive Grad Assistant	7-6
2005	Cornell	Running Backs	6-4
2004	Holy Cross	Assistant Defensive Line	3-8





Kevin Decker

Offensive Coordinator/Quarterbacks

1st Year

New Hampshire, 2012

Kevin Decker is in his first season as Old Dominion’s offensive coordinator and quarterbacks coach.

Decker spent the previous four seasons as the offensive coordinator and quarterbacks coach with the Rams. In 2022 Fordham led the FCS and had the second-best offense in FCS history with 609 yards per game and ranked second in the country with 49.5 points per game. The Rams also led FCS in first downs and passing offense. Fordham quarterback Tim DeMorat led the country in touchdown passes, total touchdowns, passing yards and total offense.

DeMorat was named Patriot League Offensive Player

of the Year for the third time in his career and along with wide receiver Fotis Kokosioulis, were finalists for the Walter Payton Award.

In 2019 Decker took over a Fordham offense that ranked No. 119-of-124 teams and has led the Patriot League in scoring offense and total offense each of the last four seasons.

Prior to joining Fordham, Decker spent three seasons at Brown, including the 2018 season as offensive coordinator and quarterbacks coach. His first two seasons at Brown he coached the tight ends.

Decker began his collegiate coaching career in 2015 as an offensive intern at Montana State. He helped the Bobcats lead the FCS in yards per play, touchdowns per game and red zone touchdown percentage.

Decker began coaching in 2013 and for two years was the offensive coordinator and quarterbacks coach at the Brunswick School in Connecticut.

A 2012 graduate of the University of New Hampshire, Decker played quarterback for the Wildcats where he was the CAA Player of the Year and a finalist for the Walter Payton Award in 2011. He threw for 3,272 yards and 22 touchdowns as a senior, while rushing for 429 yards and nine touchdowns.

Decker and his girlfriend, Brittany Holbrook, reside in Norfolk.



The Kevin Decker File

Personal

Hometown: Armonk, N.Y.
 Alma Mater: New Hampshire (2012)
 Education: Communication

Coaching History

Year	School	Position
2019-22	Fordham	Offensive Coordinator/Quarterbacks
2018	Brown	Offensive Coordinator /Quarterbacks
2016-17	Brown	Tight Ends
2015	Montana State	Offensive Intern
2013-14	The Brunswick School	Offensive Coordinator/Quarterbacks



Blake Seiler

Defensive Coordinator/Linebackers

3rd Year/ 4th Overall

Kansas State, 2007

Blake Seiler is in his fourth season overall at Old Dominion as the defensive coordinator and inside linebackers coach.

Seiler led linebacker Jason Henderson to ODU's best individual performance by a defensive player in program history. Henderson led the country with 186 tackles, finishing seven tackles shy of the FBS record, while breaking ODU and Sun Belt Conference records. Henderson was named an All-American by five publications, becoming ODU's first FBS All-American.

Linebacker Ryan Henry tied for the team lead with four sacks and 7.5 tackles for loss despite missing three games.

ODU's defense led the Sun Belt and placed 12th in the country in Red Zone defense, and 32nd in the country in sacks per game.

In his first season on the field as the leader of the ODU defense, Seiler implemented an aggressive defense that saw ODU tied the program record in holding teams to 20 points or less five times and place third in Conference USA and 35th in the country in rush defense, the highest finish in program history.

The ODU defense had five players earn all-conference honors, including both inside linebackers, the position Seiler coaches, and cornerbacks Roger Cray and Tre Hawkins III and safety R'Tarriun Johnson.

Young led ODU with 104 tackles and broke the school career record with 350 stops, while Cray finished tied for 11th in the country in pass breakups.

Seiler was ODU's nominee for the Broyles Award, given to the top FBS assistant coach in the country.

Seiler spent the 2019 season at West Virginia where he coached the inside linebackers.

Prior to the 2019 season, Seiler coached at Kansas State for 10 years. While at K-State, Seiler coached a pair of All-Americans and two Big 12 Defensive Linemen of the Year. Seiler was the defensive coordinator for the Wildcats in 2018 and his defensive unit ranked No. 3 in the Big 12 in scoring defense and No. 4 in total defense.

He was the assistant defensive coordinator and linebackers coach the year prior, and coached a pair of All-Big 12 linebackers. Seiler coached the defensive ends the previous four seasons and helped Jordan Willis (2015) and Ryan Mueller (2013) to Big 12 Defensive Linemen of the Year honors, while Willis was named Big 12 Defensive Player of the Year.

He began his coaching career in 2009 as a quality control coach with the defensive line.

Seiler played at Kansas State and was a two-year starter on the defensive line and was team captain as a senior.

Seiler and his wife, Inge, have three children, Elle, Brynn and Riggs.



The Blake Seiler File

Personal

Hometown: Goddard, Kan.
 Alma Mater: Kansas State (2007)
 Education: Mechanical Engineering

Coaching History

Year	School	Position
2020-Present	Old Dominion	Defensive Coordinator/Linebackers
2019	West Virginia	Inside Linebackers
2018	Kansas State	Defensive Coordinator/Linebackers
2017	Kansas State	Asst. Defensive Coordinator/Linebackers
2013-16	Kansas State	Defensive Ends
2011-12	Kansas State	Defensive GA
2010	Kansas State	Quality Control
2009	Kansas State	Quality Control



Kevin Smith

Special Teams Coordinator/Outside Linebackers

3rd Year/ 4th Overall

Urbana, 2014

Kevin Smith is in his fourth season overall at Old Dominion as special teams coordinator and outside linebackers coach.

The 2022 campaign was another excellent showing for Smith and the ODU special teams, as the Monarchs finished in the top-20 in multiple national rankings. Old Dominion punter Ethan Duane led the Sun Belt with 28 punts inside the 20 and tied for third with 12 punts of 50+ yards. The Monarchs led the SBC and finished 13th in the country in punt return defense, allowing just 3.08 yards per return. ODU also led the league and finished 19th in the country in net punting average at 41.21 net yards per punt. ODU also continued its prowess in blocking kicks, finishing 10th in the country with four blocked kicks.

Smith also coached ODU's edge rushers, including Marcus Haynes who led ODU in sacks and tackles for loss in 2022.

Smith led Old Dominion to one of the top special teams units in the country in 2021 as the unit was known for its aggressiveness and big plays. ODU tied for first in the country in blocked punts with four and total blocked kicks with six. All six kicks were blocked by six different players. Kickoff returner LaMareon James earned all-conference and all-freshman honors, as he ranked ninth in the



country with a 29.4-yard return average and two touchdowns. Both of James' touchdowns were returned for 100-yard scores and he was one of just two players in the country to return two kickoffs for 100-yards TDs. His opening kickoff return for a score in the Myrtle Beach Bowl against Tulsa was the first opening kickoff return in ODU history.

Smith also helped coach the ODU edge rushers, helping Marcus Haynes to a career-high 5.5 sacks and developing youngsters Deeve Harris and Kris Caine into pass rushing threats. Harris became the first ODU defensive player to score two touchdowns in the same season. He returned an interception 39-yards for a score at FIU, and he recovered a fumble for a one-yard return in the win over Charlotte.

He comes to Norfolk after spending three seasons at Penn State as a defensive graduate assistant. Smith coached the defensive line for two years and the linebackers for one. Smith assisted with the defensive line and helped Penn State rank in the Top-15 in FBS in sacks (10th) and tackles for loss (14th), along with a No. 24 ranking in total defense. Penn State also finished 8th in scoring defense while giving up just 16.0 points per game. This was the third consecutive year that Penn State held their opponents under 18 points per game.

Smith coached the defensive line and was the special teams coordinator at Lock Haven (Pa.) for two years before joining Penn State. His second season at Lock Haven in 2016, the Bald Eagles won four games, the most in a single-season since 2002.

He began his coaching career as a graduate assistant at Urbana University (Ohio). He coached at Urbana for two years, coaching the linebackers and defensive line and special teams.

Smith played linebacker at Urbana and was a two-time All-State honoree at Lexington High School in Ohio.

Smith and his wife, Katie, have two sons, Sawyer and Bowen.

The Kevin Smith File

Personal
 Hometown: Lexington, Ohio
 Alma Mater: Urbana (2014)
 Education: Education in AYA Social Studies

Coaching History

Year	School	Position
2020-Present	Old Dominion	Special Teams Coordinator/Linebackers
2019	Penn State	GA/Defensive Line
2018	Penn State	GA/Linebackers
2017	Penn State	GA/Defensive Line
2015-16	Lock Haven	Special Teams Coordinator/Defensive Line
2014	Urbana	Linebackers



Justin Harper

Tight Ends
2nd Year

Justin Harper joined Old Dominion as the tight ends coach for the 2022 season.

In his first season at ODU, Harper helped three tight ends catch multiple passes for the Monarch offense, led by Isaiah Spencer who finished fifth on the team with 18 receptions. Zack Kuntz caught 12 passes in five games and two touchdowns before missing the rest of the season with an injury. Donta Anthony also had four catches and was an integral part of the run game. Kuntz was taken in the seventh round of the NFL Draft by the New York Jets.

Harper came to ODU after spending the previous four seasons as the wide receivers coach and passing game coordinator at Towson.

While at Towson, Harper helped Shane Leatherbury break the single-season school record for touchdowns and become a two-time All-CAA performer. Harper also helped the Tigers make the 2018 FCS playoffs.

Harper spent the 2017 season at Central State (Div. II, Ohio) coaching the wide receivers.

Prior to that, he was the wide receivers coach and academic coordinator at Virginia State from 2015-16 and became the interim head coach that spring, signing a recruiting class of 17 players, which included three all-rookie performers.

Virginia Tech, 2008

Harper began his coaching career at Lenoir-Rhyne leading the wide receivers from 2013-14.

A 2008 graduate of Virginia Tech, Harper was a four-year letterwinner for the Hokies at wide receiver, catching 83 passes for 1,338 yards and eight touchdowns. He was drafted in the seventh round of the 2008 NFL Draft by the Baltimore Ravens and was on the Ravens from 2008-11. He played in the CFL for two years, seeing action for the Saskatchewan Roughriders and British Columbia Lions.



The Justin Harper File

Personal

Hometown: Catawba, N.C.

Alma Mater: Virginia Tech, 2008

Education: Apparel Housing & Resource Management

Coaching History

Year	School	Position
2022-Present	Old Dominion	Tight Ends
2018-21	Towson	Wide Receivers
2017	Central State (OH)	Wide Receivers
2015-16	Virginia State	Wide Receivers
2013-14	Lenoir-Rhyne	Wide Receivers



Mark Dupuis

Wide Receivers

3rd Year/ 4th Overall

UConn, 2011

Mark Dupuis is in his fourth season overall as wide receivers coach at Old Dominion. He was Ricky Rahne’s first hire as head coach.

The 2022 season saw Dupuis lead Ali Jennings to one of the best seasons in the country by a wide receiver. Jennings finished third in the country with 106.6 receiving yards per game and 19th in the country in touchdowns. He led the Sun Belt in both categories. Dupuis also oversaw the development of Javon Harvey. Harvey caught two passes in the first four games of the season and had 28 grabs for 538 yards and four touchdowns in the final eight games of the year. A young unit, ODU had eight players make their first career catch, led by true freshman Ahmarian Granger who had 15 receptions



for 174 yards.

In 2021, Dupuis helped Ali Jennings III to one of the top seasons by a wide receiver in ODU history. Jennings, an All-Conference USA honorable mention selection, caught 66 passes for 1,066 yards and five touchdowns. His 1,066 yards were the third most in program history. Jennings ranked fifth in C-USA in receiving yards and 32nd in the country.

Dupuis also helped young receivers Isiah Paige, Javon Harvey, Jordan Bly and Darius Savedge improve throughout the season. Paige was ODU’s third leading receiver on the year, while Savedge has ODU’s longest play from scrimmage, a 63-yard touchdown catch at FIU.

Dupuis comes to ODU after spending the previous three seasons as a graduate assistant at Penn State. At Penn State he worked with the offense.

Prior to his time with the Nittany Lions, he coached the wide receivers at Fordham for four seasons. While at Fordham, he coached three FCS All-Americans and four All-Patriot League wide receivers.

He began his coaching career at Bates College (Maine), coaching wide receivers.

A native of Salem, New Hampshire, Dupuis graduated from UConn in 2011 with a degree in marketing.

Dupuis resides in Norfolk with his wife, Jessica.

The Mark Dupuis File

Personal
 Hometown: Salem, N.H.
 Alma Mater: UConn, 2011
 Education: Marketing

Coaching History

Year	School	Position
2020-Present	Old Dominion	Wide Receivers
2017-19	Penn State	GA/Offense
2013-16	Fordham	Wide Receivers
2012	Bates (Maine)	Wide Receivers



Victor Irokansi

Defensive Line

3rd Year

Oklahoma State, 2016

Victor Irokansi is in his third season as defensive line coach at Old Dominion.

In his second season at Old Dominion, Irokansi led a young group that improved throughout the year, led by sophomore Alonzo Ford who earned Sun Belt honorable mention honors. Ford has started all 25 games he's played in in his ODU career, while redshirt freshman Denzel Lowry earned College Football News Freshman All-America honorable mention accolades. Sophomore Devin Brandt-Epps led the group with 5.5 tackles for loss despite missing

three games due to injury.

In his first season in Norfolk, Irokansi helped build the best run defense in program history with a young group up front. True freshman Amorie Morrison earned C-USA All-Freshman honors, recording 32 tackles, 3.5 sacks and 5.5 tackles for loss. True freshman Alonzo Ford started all 13 games at defensive tackle and led all ODU defensive linemen with 38 tackles. Fellow true freshman Chazz Wallace played all 13 games and recorded 26 tackles with a pair of sacks. Sokoya McDuffie saw significant playing time for the first time in his four-year ODU career and notched 28 tackles, four sacks, and six tackles for loss. The eldest member of the group was junior Tyre Bibby, who started all 13 games and made 20 tackles, while Devin Brandt-Epps moved inside and outside as a freshman and recorded 31 tackles and five tackles for loss.

Irokansi joined ODU after spending the previous two seasons as a prospect analyst at Oklahoma State.

Prior to joining his alma mater, Irokansi was a graduate assistant coach working with the defensive line at Ole Miss.

For the 2017 season, he worked with the defensive line as a graduate assistant coach at Texas State, and prior to that was a defensive quality control coach at Eastern Illinois.

Irokansi joined the Oklahoma State coaching staff after injuries forced him to retire from playing for the Cowboys. He was a two-time Academic All-Big 12 selection and played on three teams that played in bowl games. Oklahoma State won the 2013 Heart of Dallas Bowl and 2015 Cactus Bowl, and also played in the 2014 Cotton Bowl.

He earned his bachelor's degree in sociology at Oklahoma State in 2016.



The Victor Irokansi File

Personal

Hometown: Pflugerville, Texas

Alma Mater: Oklahoma State, 2016

Education: Sociology

Coaching History

Year	School	Position
2021	Old Dominion	Defensive Line
2019-20	Oklahoma State	Defensive Line Prospect Analyst
2018-19	Ole Miss	Defensive Line Graduate Assistant
2017-18	Texas State	Defensive Line Graduate Assistant
2017	Eastern Illinois	Defensive Line Graduate Assistant
2015-16	Oklahoma State	Defensive Line Student Assistant



Tony Lucas

Offensive Recruiting Coordinator/Running Backs
3rd Year/4th Overall
Columbia, 2003

Tony Lucas is in his fourth season overall coaching the running backs at Old Dominion.

The 2022 season saw Lucas help running back Blake Watson become the third player in ODU history to lead the team in rushing in back-to-back years, joining Ray Lawry and Kesean Strong. Watson finished fifth in the Sun Belt Conference with 83.5 yards per game and sixth in the league with 918 yards. He placed 31st in the country and third in the league with 5.81 yards per carry. Watson had three, 100-yard games on the year, including a single-game school record 259 yard performance in ODU's 49-21 win at Coastal Carolina.

Lucas coached Blake Watson to ODU's first 1,000-yard rushing season in five years and just the third in program history. A wide receiver turned running back, Watson rushed for 1,112 yards on a school record 215 carries. Lucas also helped develop a 1-2 punch with Watson and Elijah Davis, who rushed for 562 yards on 105 carries and six touchdowns. A third running back, true freshman Jon-Luke Peaker, gave ODU three backs on the

season that had at least one 100-yard rushing game. Watson recorded six, including a school record five-straight, 100-yard games.

Watson finished fifth in Conference USA in rushing, 22nd in the country in yards per game and 36th in the country in rushing yards. He earned C-USA honorable mention honors and was named first-team All-state.

He spent the 2019 season coaching running backs and was the special teams coordinator at Elon.

Prior to that, he spent a pair of seasons at Temple, coaching the Owls' all-time leading rusher, Ryquell Armstead. Lucas coached Armstead to first-team All-AAC honors in 2018 and he played in the 2019 Reese's Senior Bowl. Armstead was drafted in the fifth round by the Jacksonville Jaguars.

Lucas spent four seasons at Delaware, coaching the running backs and was the recruiting coordinator. In his four years with the Blue Hens, they averaged more than 5.0 yards per carry every year, and he coached four All-CAA running backs, including current Detroit Lion, Wes Hills.

Prior to his time at Delaware, Lucas coached the running backs and was the recruiting coordinator at Georgetown. In both of his seasons at Georgetown, Lucas coached an all-conference running back.

After graduating from Columbia University, Lucas began his coaching career as a graduate assistant at Trinity College (Conn.) before moving on to Bowling Green as the defensive quality control coach.

Lucas and his wife, Natasha, have a daughter, Sage.



The Tony Lucas File

Personal
Hometown: Bloomfield, Conn.
Alma Mater: Columbia, 2003
Education: Economics

Coaching History

Year	School	Position
2020-Present	Old Dominion	Offensive Recruiting Coord./Running Backs
2019	Elon	Special Teams Coordinator/Running Backs
2017-18	Temple	Running Backs
2013-16	Delaware	Recruiting Coordinator/Running Backs
2011-12	Georgetown	Recruiting Coordinator/Running Backs
2010	Bowling Green	Defensive Quality Control
2008-09	Trinity College (Conn.)	GA/Outside Linebackers



Remington Rebstock

Assistant Defensive Coordinator/Safeties

3rd Year/ 4th Overall

Kansas State, 2011

Remington Rebstock is in his fourth season overall coaching the safeties at Old Dominion.

Rebstock helped senior safety R'Tarriun Johnson to Sun Belt Conference honorable mention honors, as Johnson finished second on the team with 88 tackles, a pair of sacks and an interception. In total, four safeties recorded interceptions on the year, while Terry Jones tied for the team lead with two interceptions.

Johnson, Jones and Robert Kennedy finished second, third and fifth, respectively, on the team in tackles while Jones tied

for fourth with 5.5 tackles for loss.

In 2021, Rebstock helped lead the way for the safeties to put their mark on the ODU defense. In his first year as a starter, R'Tarriun Johnson finished second on the team with 91 tackles and tied for the team lead with two interceptions and earned all-conference honors.. He tied for the team lead in interceptions with fellow safety, Joe Joe Headen. Headen, like Johnson, started 12-of-13 games and finished the year with 58 tackles and the two picks. He finished his career second in ODU history with 21 pass breakups. Mid-way through the season Terry Jones developed into a force at safety. Through the first five games of the season, Jones had four tackles. He finished the season with 65 stops as well as blocked a kick.

The previous two years he coached the secondary at UTEP. He led the cornerbacks in 2018 and coached current Miami Dolphins starter Nik Needham.

Prior to UTEP, he spent three years as a defensive graduate assistant at Oklahoma State, helping in the secondary. While with the Cowboys he went to three bowl games and contributed to OSU's three-straight 10-win seasons.

He began his coaching career in 2009 as a student assistant at Kansas State and was later a graduate assistant and co-director of recruiting for the Wildcats.

He and his wife, Alex, live in Norfolk. Alex was an assistant softball coach at UTEP for two seasons.



The Remington Rebstock File

Personal

Hometown: El Dorado, Kan.

Alma Mater: Kansas State, 2011

Education: Economics

Coaching History

Year	School	Position
2020-Present	Old Dominion	Assistant Defensive Coord./Safeties
2019	UTEP	Secondary
2018	UTEP	Cornerbacks
2015-17	Oklahoma State	GA/Secondary
2012-14	Kansas State	GA/Defensive Backs
2010-11	Kansas State	Student Assistant/Defensive Line/LBs



Alex Huettel

Offensive Line
1st Year
Bowling Green, 2015

Alex Huettel is in his first season as the offensive line coach at Old Dominion.

Huettel comes to ODU from Fordham University where he was the Offensive Line/Run Game Coordinator. In 2022, Fordham led the FCS and had the second-best offense in FCS history with 609 yards per game and ranked second in the country with 49.5 points per game. The offensive line helped paved the way, averaging 196.5 rushing yards per game. Among that offensive line, three players earned All-Patriot League honors, while senior Phil Saleh earned second-team All-America honors.

In the Spring of 2021, the Fordham offensive line helped the Rams lead the Patriot League and rank 17th in the FCS, in scoring averaging 31.7 points/game. The Rams offense also led the league and were 14th in the country in total offense (433.3 yards/game).

The 2021 Fordham offensive line was led by consensus All-American Nick Zakelj, who earned a spot in the 2022 Reese's Senior Bowl. Zakelj was drafted in the fifth round by the San Francisco 49ers. He was joined by Phil Saleh in receiving First

Team All-Patriot League honors in both the Spring & Fall season.

Huettel arrived at Fordham after working with the University of Cincinnati football program in 2019 where he served as a graduate assistant, working with the offensive line. The Bearcats went 11-3 in 2019, 7-1 in the American Athletic Conference, and fell to #17 Memphis in the AAC Championship game. Cincinnati then defeated Boston College, 38-6, in the TicketSmarter Birmingham Bowl and finished ranked 21st in the nation.

Prior to Cincinnati, Huettel served as the offensive line coach at Gannon University (Division II, Pa.) in 2018. His responsibilities included developing run and pass protection techniques with the offensive line and tight ends. Behind the offensive line, the Knights rushed for 2,173 yards (197.5 yards/game) that fall.

Huettel got his start in coaching as an offensive graduate assistant at Bowling Green University from 2016-2017.

The Pickerington, Ohio native was a standout offensive lineman for Bowling Green from 2011-2015. A two-time MAC champion, Huettel started a program-record 55 consecutive games after redshirting in 2011. He was the anchor of an offensive line that helped Bowling Green set program records in points (591), first downs (389), passing yards (5,135), total yardage (7,655) and total offensive touchdowns (81) in 2015. Huettel earned All-MAC honors three times (2013-15) and Phil Steele first-team All-America accolades as a senior.

A team captain during his final two seasons, the right guard was selected to play in the 2016 East-West Shrine Game. He was also invited to minicamp for the NFL's New York Giants in 2016.

Huettel earned a bachelor's degree in human development and family service from Bowling Green in 2015. He and his wife, Danielle, have a son, Boone.



The Alex Huettel File

Personal
 Hometown: Pickerington, Ohio
 Alma Mater: Bowling Green, 2015
 Education: Human Development and Family Service

Coaching History

Year	School	Position
2023	Old Dominion	Offensive Line
2020-22	Fordham	Offensive Line/Run Game Coordinator
2019	Cincinnati	GA/Offensive Line
2018	Gannon	Offensive Line
2016-17	Bowling Green	GA/Offensive Line



Tarron Williams

Cornerbacks

1st Year

Gardner-Webb, 2009

Tarron Williams is in his first season as cornerbacks coach at Old Dominion.

Williams comes to ODU after spending the previous two seasons as the cornerbacks coach and defensive pass game coordinator at Richmond. Williams helped the Spiders to a 9-4 record last season as Richmond advanced to the second round of the FCS playoffs before losing to No. 2 seed Sacramento State.

Richmond finished in the Top-20 in defense in points allowed, first downs allowed, third down defense, turnover margin, total defense and defensive touchdowns. All three touchdowns scored by the defense were scored by defensive backs.

Williams helped the 2021 Spiders defense to a Top-15 finish in third and fourth down defense, along with Top-25 places in scoring defense, defensive touchdowns and tackles for loss.



Prior to joining Richmond, he spent two years at East Carolina as the Director of Player Development and worked with the cornerbacks. He helped coach Jaquan McMillian to all-conference honors.

Prior to ECU, Williams spent a season as the cornerbacks coach at VMI. He recruited 2019 Freshman All-American Aljareek Malry and coached Freshman All-American cornerback Collin Loftis in 2018.

Williams spent two years at James Madison working first as a defensive quality control coach in 2016 and the assistant defensive line coach in 2017. He was part of the Dukes' 2016 National Championship team helping out with the safeties and the 2017 FCS Championship runner-up team where he focused on in-state recruiting.

Williams coached three years at Lenoir-Rhyne (2010-12) as a graduate assistant. He helped the Bears win back-to-back South Atlantic Conference titles during his time. He earned a master's degree in community counseling with school licensure from Lenoir-Rhyne in 2012.

Williams initiated his coaching career as a student assistant coach at Gardner-Webb during the spring of 2009 before accepting his first full-time position as defensive backs coach at Darlington (S.C.) High School.

A three-year starter in the secondary at Gardner-Webb, Williams excelled in the classroom with two selections to the Big South Conference Presidential Honor Roll. Additionally, he won the Atlantic Sun Outdoor 100-meter championships in 2006. He earned his bachelor's degree in psychology from GWU in 2009.

The Tarron Williams File

Personal

Hometown: Orangeburg, S.C.

Alma Mater: Gardner-Webb, 2009

Education: Psychology

Coaching History

Year	School	Position
2020-Present	Old Dominion	Cornerbacks
2019	Mercer	Cornerbacks
2018	LSU	Defensive Backs Analyst
2017-18	Garden City CC	Wide Receivers
2016-17	LSU	Defensive Graduate Assistant
2015-16	Princeton	Cornerbacks
2010-12	Gardner-Webb	Graduate Assistant
2009	Gardner-Webb	Student Assistant Coach



Drew Casa

Director of Player Personnel

1st Year

West Virginia, 2021

Drew Casa joined the Old Dominion Football staff in the spring of 2023 as the director of player personnel.

He earned his degree in coaching education from West Virginia in December of 2021.

Casa joins the Monarchs after spending the previous year at West Virginia as the assistant director of recruiting and a recruiting assistant.

As a student at WVU, Casa worked for four years as a recruiting intern.



Wendell Mitchem

Video Coordinator

11th Year

Old Dominion, 2010

Wendell Mitchem joined the ODU staff in 2009 as an intern for the ODU Football Video Department. He was a part-time employee from 2010 to 2012, before becoming a full-time employee as the Football Video Coordinator in 2012.

Born in Middlesex, Virginia, Wendell is an alumnus of Old Dominion University, where he earned a Bachelor of Science in sport management in 2010 with minors of psychology and management.

Mitchem oversees the operations of the football video department, which films all games and practices and handles all video exchanges with other teams.



Tristin Iannone

Director of Operations

4th Year

Penn State, 2019

Tristin Iannone is in his fourth season at Old Dominion and his first as the director of operations.

Iannone came to ODU in the spring of 2020 as the assistant director of football operations.

In 2022 he transitioned into the director of player personnel in charge of recruiting before going back to the operations side in the spring of 2023.

Iannone comes to ODU after spending one season as an operations assistant at Penn State. He assisted with the day-to-day operations for the Nittany Lions. Among his duties was to update the travel manifest, help plan team meals and events, and

deliver tours of the Penn State football facilities.

He graduated from Penn State in December 2019, with a degree in recreation, parks and tourism management.



Jonathan Ceh

Assistant Director of Operations

2nd Year

Penn State, 2020

Jonathan Ceh is in his second season as assistant director of football operations at Old Dominion.

He came to ODU after nearly a year as a football operations graduate assistant at Arkansas.

Prior to that, he worked in the equipment office at Mississippi State.

Ceh is a 2020 graduate of Penn State with a degree in supply chain management. After graduation he worked at Boeing for a year as a supply chain specialist.



Chad Snodgrass

Director of Sports Performance | 2nd Year
West Virginia, 2011

Chad Snodgrass is in his second season as director of sports performance at Old Dominion.

Before coming to ODU, Snodgrass spent his entire career at his alma mater, West Virginia as a strength and conditioning coach. For the previous seven seasons he has been an assistant strength and conditioning coach working exclusively with the football team. The Mountaineers played a bowl game in eight of Snodgrass's nine seasons as a full-time strength and conditioning coach.

He began his career as a strength and conditioning graduate assistant, working with the

football and women's soccer teams.

Snodgrass played on the offensive line at West Virginia, spending time at guard and tackle, from 2007-11.



SEASON PREVIEW



SEASON PREVIEW

Old Dominion defeated power five opponent Virginia Tech, the Sun Belt East division winner Coastal Carolina, and Arkansas State in its first ever game as a Sun Belt foe. But the Monarchs lost six-straight games to end the season and have a new outlook on the 2023 season.

Gone via either the NFL Draft, graduation or the transfer portal are more than half of last year's starters. Offensive lineman Nick Saldiveri was selected in the fourth round by the New Orleans Saints, Tre Hawkins was taken in the sixth round by the New York Giants and Zack Kuntz in the seventh round by the New York Jets. Quarterback Hayden Wolff and running back Blake Watson hit the portal with a few others. But where the portal taketh, the portal giveth. ODU brought in 15 players from various four-year schools and a host of junior college transfers to compliment what was already on the roster.

The Monarchs open the season at Virginia Tech before hosting three straight at S.B. Ballard Stadium, including the first ever time playing against Louisiana and Texas A&M-University Commerce.

Offense

Kevin Decker was brought in by head coach Ricky Rahne to run the offense. Decker comes to Old Dominion after leading the top FCS offense in the country in 2022 at Fordham. The Rams led the FCS in total offense and passing offense and were second in the country in points per game. Ford-

ham quarterback Tim DeMorat was the runner-up for the Walter Payton Trophy given to the top FCS Player of the Year. Decker brought with him offensive line coach Alex Huettel and quarterback Grant Wilson.

Decker spent spring ball installing his spread attack to rave reviews by the offensive personnel.

Quarterback

During the final week of spring ball, 2022 starting quarterback Hayden Wolff announced he was transferring. Wolff's announcement clinched that for the ninth consecutive year Old Dominion will have a different quarterback starting the season opener. The last ODU quarterback to start back-to-back season openers was current Atlanta Falcons QB, Taylor Heinicke.

ODU has five quarterbacks on the roster that will compete to be under center for the season-opener at Virginia Tech. Of the five players, none of them have thrown a pass in an FBS game. Wilson threw 13 passes in two years at Fordham and Lendon Redwine played four years at Division II UVA Wise.

Wilson and Jack Shields took the majority of the reps in spring ball with neither player gaining the upper hand. Wilson is familiar with the offense but Shields adjusted nicely throughout the spring. On the field following the spring game, head coach Ricky Rahne announced that Shields had earned a scholarship.

Also added to the quarterback room is freshman Colton Joseph. A native of California, Joseph passed for 4,150 yards and 41 touchdowns as a high school senior.

Also on the roster is walk-on freshman Tyler Stott. Stott red-shirted last fall and in the spring was a relief pitcher for the ODU baseball team.

Running Back

Blake Watson rushed for 918 yards last season and leaves ODU as its third all-time leading rusher. Watson transferred leaving a running back spot open for competition.

Keshawn Wicks is the leading returner after rushing for 125 yards and a touchdown last season, while also catching 13 passes out of the backfield. Wicks earned his first career start last year in the win over Arkansas State and scored his first career touchdown.

Also returning are Obie Sanni and Tariq Sims. Sanni finished third on the team with 61 yards and Sims behind him with 44 yards.

Alex Jreige redshirted last year as a walk-on.

Freshman Devin Roche from Baltimore, Maryland joins the running back room this fall.

Junior college transfer Kadarius Calloway sat out most of spring ball but comes to ODU from East Mississippi Community College. He produced 990 all-purpose yards and



Keshawn Wicks

SEASON PREVIEW



Isiah Paige

three touchdowns this past year at EMCC.

Wide Receiver

The Monarchs have a good mix of returners and newcomers at the position and are excited about the group despite losing first-team All-Sun Belt selection Ali Jennings to Virginia Tech.

Javon Harvey had an outstanding off-season program and is ODU's leading returning receiver. In the final eight games last year, Harvey caught 28 passes for 538 yards and four touchdowns, including his first two career 100-yard receiving games.

Jordan Bly and Isiah Paige are juniors that have played a lot of football the previous two years and are poised for breakout seasons. Bly finished fourth on the squad last year with 22 receptions for 225 yards, while Paige caught 16 passes for 151 yards and caught a touchdown pass in the win at Coastal Carolina. Paige also brings added value as a punt returner.

Sophomore Ahmarian Granger gained valuable experience last year as a true freshman playing in all 12 games. He caught 15 passes for 174 yards a year ago.

Marquez Bell and Dominic Dutton also return as transfers the year before. Bell came to ODU from Cincinnati and caught three passes in 2022 while Dutton redshirted. Prior to coming to ODU Dutton was a sprinter on the track and

field team at South Carolina.

The Monarchs added a number of transfers both from four-year and junior college ranks.

Myles Alston comes in from Pittsburgh but is a local product from Ocean Lakes High School in Virginia Beach.

ODU also added juco transfers Kelby Williams and Reymello Murphy, while also bringing in high school additions in TJ Lott, MarShawn Ferguson and Ethan Presutty.

Tight End

With Zack Kuntz getting drafted by the New York Jets in the seventh round, the Monarchs will look for different production from the tight end group this season.

Returning senior Isaiah Spencer has played a lot of football over the years and is one of just a few players to play in both of ODU's wins over Virginia Tech. He caught 18 passes for 172 yards and a touchdown last season seeing a lot of action when Kuntz went down for the season with an injury.

Curtis Nixon II had a solid spring and the rest of the players at the position are newcomers.

ODU added four players to the tight end room, including a Division II transfer in DJ Chandler from Virginia Union, a Division III transfer from Christopher Newport in Trey Lancaster,



Isiah Spencer

SEASON PREVIEW

and junior college transfer Jalen Butler. Butler came to ODU from Trinity Valley and showed flashes during spring ball. Quan Dunbar was added in February as a high school recruit and comes to Norfolk from Missouri.

Offensive Line

For the second-straight year ODU has sent an offensive lineman to the NFL as Nick Saldiveri was taken in the fourth round by the New Orleans Saints. Despite the loss of Saldiveri and some transfer attrition, the Monarchs are excited about the big guys up front.

ODU returns two starters from a season ago, both former walk-ons in center Xavier Black and right guard Leroy Thomas. Black earned a scholarship this past year after starting all 12 games at center and was ODU's nominee for the Brandon Burlsworth award given to the best walk-on in the country.

A two-year starter at right guard and ODU's Burlsworth nominee in 2021, Thomas has started 24 games at right guard, including 11 last season.

Santana Saunders started the regular season finale last year at right tackle in place of Saldiveri, who came down with an illness the night before. Saunders has had four career starts and can play both tackle and guard.

Maarten Woudsma redshirted in 2022 but played in four games. He saw most of his playing time as an extra tight end



Xavier Black

and was used the most in the win over Coastal Carolina. He could be an option at center or guard.

Chris Adams played in just two games last year after suffering a season-ending injury at Virginia. That game at Virginia he made his first career start at right tackle. Fully healthy after participating in spring ball, Adams compete for a starting spot at left or right tackle.

Stephon Dubose-Bourne started his first career game last season and Skyler Grant battled injury but provided depth. Both will compete for time likely at guard or tackle. Mason Howard is a big body from Moseley, Virginia and redshirted last season.

ODU added three four-year college transfers, including Michael Flores, Keanon McNally and Chris Chernak. Flores started all 10 games at right guard last season for Dartmouth, while McNally redshirted at Tulane. Chernak comes to Old Dominion from Grambling State but he also spent time at Stony Brook.

The Monarchs also added four freshman offensive lineman. Caleb Bryant from Philadelphia, Pennsylvania, Spencer Dow from Park Ridge, Illinois, Jack Scala from Frisco Texas and Connor Drake from Charlotte, North Carolina.

Defense

The defense under fourth year defensive coordinator Blake Seiler returns just a handful of starters, but when one of them is All-American Jason Henderson, it helps. The defense added a solid crop of newcomers, especially in the secondary and adds defensive end Amorie Morrison, who missed the majority of last season with an injury.



Javon Harvey

SEASON PREVIEW



Kris Caine

Defensive Line

This group saw a few players leave in the transfer portal but was deep enough in 2022 to return players that started games last season and with a few new additions will look to thrive in 2023.

Devin Brandt-Epps missed three games last season due to injury but started six at defensive tackle and end. He finished the year with 34 tackles, three sacks and 5.5 tackles for loss.

Denzel Lowry started a pair of games at defensive tackle and led all ODU defensive tackles with 34 stops. He tied for the team lead with four sacks and had five tackles for loss.

The Monarchs added a pair of transfers to the tackle group with North Carolina transfer Jahllil Taylor and Temple transfer Jalen Satchell. Along with that duo is Cole Daniels, who was here for spring ball and came from South Alabama and Mississippi Gulf Coast.

A solid crop of freshman were added to the group, including Trenton Kintigh, DeAndre Lynch and Zach Dantzlerward.

Kris Caine and Jaylon White-McClain are returners at the defensive end position, while Amorie Morrison played in just three games last year before missing the rest of the season with an injury.

Caine has primarily been a pass rush specialist but has added muscle to be a more regular run stopper. He had 16 tackles and a sack last season.

White-McClain played in four games and was able to redshirt in 2022. He notched six tackles and a tackle for loss and started at Georgia State.

Morrison registered nine tackles before missing the rest of the year with an injury.

Jahleel Culbreath was another true freshman, like White-

McClain, that was able to gain experience and still redshirt. Culbreath played in four games, notching five tackles and a quarterback hurry.

Kris Trinidad played in all 12 games and earned three starts after redshirting in 2022. He recorded 21 tackles, 3.5 sacks and four tackles for loss.

Burgaw, North Carolina native Christopher Spencer redshirted last year, while newcomer Gideon Bedada comes to ODU from Canada.

Linebacker

Junior Jason Henderson led the country with 186 tackles last season and was eight shy of breaking the FBS record of 193 set by Texas Tech's Lawrence Flugence set back in 2002. Henderson had 18 tackles in the season-opening win over Virginia Tech and never slowed down recording double-digit tackles in 11-of-12 games on the year. The only game he didn't have double-digit tackles was at App State when he was injured in the first quarter. He returned the following week at South Alabama and delivered 18 tackles in the season finale against the Jaguars.

With the graduation of Ryan Henry ODU will look for a starter opposite of Henderson. Malcolm Britt, EJ Green and Wayne Matthews will compete for that spot. Britt played primarily on special teams last season but did see time at linebacker and notched nine tackles, while Matthews played in 10 games and recorded 13 tackles and forced a fumble. Green played the most of the trio and also had an outstanding off-season, earning the Heart of the Lion Award given to the defensive player that had the best off-season. He recorded 20 tackles last year and was one of ODU's top special teamers along with Britt and Matthews.

Seiler also brought in a host of transfers led by Sayyid Stevens from Duke. Stevens played in 30 games over four seasons and adds a wealth of experience along with junior college trans-



Jason Henderson

SEASON PREVIEW



fer Jamez Drummer. Also added to the group are incoming freshmen Monterio Thompson and Christian Garland.

Koa Naotala played in a few games last season and redshirted, while John Cook played and redshirted in 2021 before missing all of 2022 with an injury. He returns healthy for the 2023 campaign.

Defensive Backs

The secondary and more specifically the cornerback position was arguably hit the hardest by graduation for the Monarchs. Two-year starter Tre Hawkins was taken in the sixth round of the NFL Draft by the New York Giants and the other starter at corner, Tobias Harris, started all 12 games and is out of eligibility.

The battle for the two starting cornerback spots begins with returners LaMareon James and Corey Chapman, but will have a host of competitors. James has been an all-conference performer at kick returner and has seen spot duty the last two years at corner. He had the game-clinching interception in the win over Virginia Tech. Chapman has missed most of the previous two seasons due to injuries.

JeCareon Lathan was set for playing time last season but an injury robbed him of much of the season.

Redshirt sophomore Khian'Dre Harris is the only other returning cornerback on the roster and has yet to step on the field.

Incoming transfers Nolan Johnson, and Langston Williams will compete for a spot as well as freshmen Jordan Holmes and juco transfer Rasheed Reason.

Johnson has experience playing at East Carolina and most recently Miami (Ohio), while Williams comes to ODU from Colorado State.

ODU is a little more set at safety but still has a plethora of new talent to compete for playing time. Terry Jones was third on the team in tackles last season with 63, while Tahj

Ra-El notched 40 tackles in a pair of starts. Shawn Asbury, a Boston College transfer, played in 11 games with three starts and totaled 32 tackles and an interception.

Highly recruited from Bishop McDevitt High School, Mario Easterly redshirted last season along with Markus Knight.

ODU added transfers Jeremy Mack from Colorado and Ashton Whitner from Georgia Southern, along with juco transfer Monterio Smith. True freshman Zion Frink got a head start when he graduated high school early and enrolled in January to participate in spring ball.

Special Teams

Blocked kicks have become a theme at Old Dominion under Ricky Rahne and special teams coordinator Kevin Smith. Four more blocks in 2022 give ODU 10 in two years.

ODU returns both kicker Ethan Sanchez and punter Ethan Duane from a season ago. Sanchez was solid going a perfect 28-for-28 in extra points and 10-for-13 on field goals.

Duane was one of the best punters in the country with a 42.9-yard average and leading the Sun Belt with 28 punts inside the 20.

For the first time in four years long snappers BR Hatcher and John Morton will not be with the program. Morton, a solid holder as well, graduated, while Hatcher caught on as an undrafted free agent with the Green Bay Packers. Brock Walters signed an NLI as a freshman, while ODU added Brandon Richards as a transfer from Hampton.

The Monarchs also added kicker Nathaniel Eichner, who kicked as a freshman last year at Alabama State.

Juniors Isiah Paige and LaMareon James return as punt and kick returners, respectively, giving ODU a chance at once again having solid return units.



2023 Schedule

Date	Opponent	Location	Time (ET)
9/2	Virginia Tech	Blacksburg, Va.	8 p.m.
9/9	Louisiana*#	Norfolk, Va.	6 p.m.
9/16	Wake Forest^	Norfolk, Va.	Noon
9/23	Texas A&M University-Commerce!	Norfolk, Va.	3:30 p.m.%
9/30	at Marshall*	Huntington, W. Va.	TBA
10/7	at Southern Miss*	Hattiesburg, Miss.	TBA
10/21	App State*&	Norfolk, Va.	TBA
10/28	at James Madison*	Harrisonburg, Va.	TBA
11/4	Coastal Carolina* @	Norfolk, Va.	TBA
11/11	at Liberty	Lynchburg, Va.	TBA
11/18	at Georgia Southern*	Statesboro, Ga.	TBA
11/25	Georgia State*	Atlanta, Ga.	TBA

Sun Belt Conference Opponent*
 Time subject to change%
 Military Appreciation and NATO Day@
 First Responders Day#
 Youth Day^
 Homecoming!
 Oyster Bowl and Family Weekend&
 All times Eastern



2023 ODU Football Roster

Numerical

No.	Name	Pos.	Ht.	Wt.	Cl.	Exp.	Hometown/High School/Previous School
0	Kadarius Calloway	RB	6-0	217	So.	TR	Philadelphia, Miss./Philadelphia/East Mississippi
0	Malcolm Britt*	LB	6-0	223	R-So.	1L	Norfolk, Va./Oscar Smith
1	Jordan Bly	WR	5-10	170	Jr.	2L	Charlotte, N.C./Myers Park
1	Terry Jones	S	6-1	193	R-Jr.	2L	Baltimore, Md./Mergenthaler Vo Tech
2	Colton Joseph	QB	6-2	195	Fr.	HS	Newport Beach, Calif./Newport Harbor
2	LaMareon James*	CB	5-10	187	Jr.	2L	Norfolk, Va./Indian River
3	Mario Easterly	S	6-0	189	R-Fr.	RS	York, Pa./Bishop McDevitt
3	Isaiah Spencer	TE	6-5	235	R-Sr.	3L	Gloucester, Va./Gloucester
4	Javon Harvey	WR	6-0	178	R-Jr.	2L	Norfolk, Va./Lake Taylor
4	Amorie Morrison*	DE	6-4	245	R-So.	1L	Virginia Beach, Va./Salem
5	Isiah Paige	WR	5-8	161	Jr.	2L	Richmond, Va./Varina
5	Jahlil Taylor	DT	5-11	285	Sr.	TR	Cordele, Ga./Crisp County/North Carolina
6	Kelby Williams	WR	6-2	178	So.	JC	Houston, Texas/Manvel/Trinity Valley
6	Rasheed Reason	CB	5-10	177	Jr.	TR	Vallejo, Calif./Vallejo/Diablo Valley College
7	Ahmarian Granger	WR	6-1	180	So.	1L	Norfolk, Va./Maury
7	Shawn Asbury II	S	5-9	192	Jr.	1L	Stafford, Va./North Stafford/Boston College
8	Jack Shields	QB	6-1	198	R-So.	SQ	Clifton, Va./Centreville
8	Denzel Lowry	DT	6-1	280	R-So.	1L	Virginia Beach, Va./Landstown
9	Jalen Butler	TE	6-4	234	So.	TR	Chicago, Ill./Niles North/Trinity Valley
9	Jordan Holmes	CB	5-11	170	Fr.	HS	Titusville, Fla./Cocoa
10	Marquez Bell	WR	5-11	171	R-So.	SQ	Lake City, Fla./Columbia HS/Cincinnati
10	Jalen Satchell	DT	6-1	300	R-So.	TR	Springdale, Md./The Avalon School/Temple
11	Myles Alston	WR	6-1	181	R-So.	TR	Virginia Beach, Va./Ocean Lakes/Pittsburgh
11	Kris Caine	DE	6-3	215	Jr.	2L	Waldorf, Md./Westlake
12	TJ Lott	WR	5-11	165	Fr.	HS	Pahokee, Fla./Inlet Grove Community
12	Tahj Ra-El	S	6-2	199	Jr.	2L	Charlotte, N.C./Myers Park
13	Grant Wilson	QB	6-3	217	Jr.	TR	Arlington, Va./Yorktown/Fordham
13	Nate Wyatt	CB	6-1	200	R-Jr.	TR	Somerset, N.J./St. Joseph/Temple
14	MarShawn Ferguson	WR	5-9	175	Fr.	HS	Princeton, N.J./DePaul
14	Monterio Smith	S	6-3	199	So.	JC	Bessemer, Ala./Shades Valley/Hutchinson
15	Tyler Stott	QB	6-2	201	R-Fr.	RS	Las Vegas, Nev./Desert Oasis
15	Wayne Matthews III	LB	6-2	225	R-So.	1L	Largo, Md./Charles Herbert Flowers
16	Khian'Dre Harris	CB	5-10	165	R-So.	SQ	Fairless, Pa./Conwell Egan Catholic
17	Lendon Redwine	QB	6-4	221	R-Sr.	TR	Gate City, Va./Dobyns-Bennett/UVA Wise
17	Nolan Johnson	CB	6-2	200	R-Sr.	TR	High Point, N.C./Southwest Guilford/Miami (OH)
18	Reymello Murphy	WR	6-0	185	So.	JC	Fremont, Calif./Santa Margari-ta/San Mateo
18	Mario Thompson	LB	5-11	209	Fr.	HS	Richmond, Va./Trinity Episcopal
19	Jeremy Mack Jr.	S	5-10	190	Jr.	TR	Clinton, Miss./Clinton/Colorado
20	Dominic Dutton	WR	5-10	168	R-So.	RS	Glen Allen, Va./Glen Allen/South Carolina
20	John Cook	LB	6-0	214	R-So.	SQ	Manassas, Va./Charles J. Colgan
21	Obie Sanni*	RB	5-9	198	R-So.	1L	Aurora, Colo./Smoky Hill
21	Zion Frink	S	6-0	180	Fr.	HS	Chesapeake, Va./Wake Forest HS (NC)
22	Keshawn Wicks	RB	6-1	194	R-Jr.	2L	Moncks Corner, S.C./Berkeley
22	Jalen McCain	CB	5-10	186	R-So.	SQ	Bowie, Md./Charles Herbert Flow-ers
23	Devin Roche	RB	5-7	166	Fr.	HS	Baltimore, Md./Dunbar
23	JeCareon Lathan	CB	6-1	181	R-So.	RS	Minden, La./Minden/Trinity Valley
24	Jaylen Pretlow	WR	5-9	165	Fr.	HS	Williamsburg, Va./Lafayette
24	EJ Green	LB	6-1	219	R-Jr.	2L	Williamsburg, Va./Lafayette
25	Bubba Camp	S	5-11	183	Fr.	HS	Charlotte, N.C./Julius L. Chambers
26	Tariq Sims	RB	5-10	184	R-So.	1L	Leesburg, Va./Loudoun County
26	JC Cloutier	S	5-10	185	Fr.	HS	Quebec, Canada/Episcopal (Va.)
27	Ryan Ramey	CB	5-10	179	Fr.	HS	Missouri City, Texas/Ridge Point
28	Corey Chapman	S	5-11	180	R-So.	SQ	Chesapeake, Va./Hickory
29	Markus Knight	S	6-0	181	R-So.	RS	Tallahassee, Fla./Lincoln/Independence CC
30	Demario King	S	6-3	212	R-Jr.	TR	Cerritos, Calif./Los Alami-tos/Washington
31	BJ Lowery Jr.	CB	5-10	175	Fr.	HS	Varina, Va./Life Christian Academy
32	Alex Jreige	RB	5-9	195	R-Fr.	RS	Vienna, Va./James Madison HS
32	Ja'Mez Drummer	LB	6-1	226	Jr.	JC	Sanford, Fla./Seminole/Hutchinson
33	Christian Garland	LB	6-2	215	Fr.	HS	Summerville, S.C./Ashley Ridge
34	Jahleel Culbreath	DE	6-2	221	R-Fr.	RS	Virginia Beach, Va./Ocean Lakes
35	Zach Hagedon	S	5-11	193	Fr.	HS	Charleston, S.C./Oceanside Collegiate Academy
36	Langston Williams	CB	5-10	175	R-So.	TR	Aurora, Colo./Eaglecrest/Colorado State
37	Sayyid Stevens	LB	6-2	227	R-Jr.	TR	Midway, Ga./Calvary Day School/Duke
38	Ashton Whitner	S	5-11	198	R-Fr.	TR	Greenville, S.C./Greenville/Georgia Southern
39	Brandon Thomas	CB	5-10	160	Fr.	HS	Richmond, Va./Highland Springs
41	Gage Sawyers	LB	6-1	190	Fr.	HS	Bluefield, Va./Graham
42	Jason Henderson	LB	6-1	227	Jr.	2L	Dingmans Ferry, Pa./Delaware Valley HS
43	Kris Trinidad	DE	6-5	262	R-So.	1L	Richmond, Va./Lloyd C. Bird
44	Gideon Bedada	DE	6-2	230	Fr.	HS	Calgary, Alberta, Canada/Clearwater Academy
45	Brock Walters	LS	6-1	233	Fr.	HS	Kailua Kona, Hawaii/Winter Park (Fla.)
46	Jordan Saunders	CB	5-10	170	Fr.	HS	Montross, Va./Westmoreland

2023 ODU Football Roster

Numerical

No.	Name	Pos.	Ht.	Wt.	Cl.	Exp.	Hometown/High School/Previous School
47	Koa Naotala	LB	5-11	227	R-Fr.	RS	Newport News, Va./Woodside
50	Nicholas Malley	DE	6-2	230	R-Fr.	RS	Suitland, Md./Bishop McNamara
51	Michael Flores	OL	6-3	297	R-Sr.	TR	Arlington, Texas/All Saints Epis-copal/Dartmouth
52	Jacob Carney	DL	6-2	285	Fr.	HS	Norfolk, Va./Lake Taylor
53	Trenton Kintigh	DL	6-1	265	Fr.	HS	North Port, Fla./Venice
55	Maarten Woudsma	OL	6-5	289	R-Fr.	RS	Amersfoort, Netherlands/Oscar Smith (Va.)
55	Zach Dantzierward	DL	6-2	275	Fr.	HS	Purcellville, Va./Loudoun Valley
56	Jaylon White-McClain	DE	6-4	254	R-Fr.	RS	Virginia Beach, Va./Kempsville
57	Ryan Harvey	LS	5-11	210	R-Jr.	SQ	Ashburn, Va./Stone Bridge/Towson
58	Stephon Dubose-Bourne	OL	6-4	305	R-So.	1L	Chesapeake, Va./Indian River
59	Caleb Bryant	OL	6-7	281	Fr.	HS	Philadelphia, Pa./Camden (N.J.)
60	Spencer Dow	OL	6-3	298	Fr.	HS	Park Ridge, Ill./Maine South
61	Jack Scala	OL	6-5	295	Fr.	HS	Frisco, Texas/Frisco
63	Xavier Black	OL	6-4	295	R-Jr.	2L	Fishersville, Va./Wilson Memorial
65	Chris Adams	OL	6-6	286	R-So.	SQ	Hagerstown, Md./South Hagerstown
66	Keanon McNally	OL	6-9	328	R-Fr.	TR	Kearney, Mo./Kearney/Tulane
67	Kainan Miller	OL	6-4	285	Fr.	HS	Crozet, Va./Western Albemarle
68	Caleb Gosney	OL	6-3	294	R-So.	SQ	Richmond, Va./Varina
70	Drew Pascoe	OL	6-3	291	R-So.	SQ	Clifton, Va./Centreville
71	Santana Saunders*	OL	6-5	295	Jr.	2L	Marlboro, Md./Charles Herbert Flowers
73	Connor Drake	OL	6-6	322	Fr.	HS	Charlotte, N.C./Providence
74	Chris Chernak	OL	6-8	316	R-Sr.	TR	Brooklyn, N.Y./Abraham Lin-coln/Grambling State
75	Skyler Grant	OL	6-3	293	R-So.	SQ	Fredericksburg, Va./Riverbend
76	Alex Gutierrez	DL	6-3	263	R-Fr.	RS	Ashburn, Va./Briar Woods
77	Mason Howard	OL	6-7	289	R-Fr.	RS	Moseley, Va./Cosby
78	Elijah Hoskin	OL	6-3	298	R-So.	SQ	Culpeper, Va./Eastern View
79	Leroy Thomas	OL	6-3	292	R-Sr.	2L	Stafford, Va./Colonial Forge
80	DJ Chandler II	TE	6-5	225	So.	TR	Woodbridge, Va./Colgan/Virginia Union
81	Isaiah Smith	WR	6-1	220	R-Fr.	RS	Hampton, Va./Bethel/Myrtle Beach Prep
82	Devin Queen	WR	6-4	200	Fr.	HS	Woodbridge, Va./Potomac
84	A'Quan Dunbar	TE	6-6	220	Fr.	HS	Belton, Mo./Shawnee Mission South (Kan.)
87	Trey Lancaster	TE	6-3	233	Sr.	TR	Chesapeake, Va./Grassfield/Christopher Newport
88	Curtis Nixon II	TE	6-5	235	R-So.	SQ	Waldorf, Md./Maret School
89	Ethan Presutty	WR	6-2	202	Fr.	HS	Charlotte, N.C./Ardrey Kell
90	DeAndre Lynch	DL	6-3	312	Fr.	HS	Rocky Mount, N.C./Rocky Mount
91	Ozlo Rigby	K	6-0	180	Fr.	HS	Panama City, Fla./
92	Ethan Sanchez	K	5-9	189	So.	1L	Dallas, Ga./North Paulding
93	Nathaniel Eichner	K	5-9	150	So.	TR	Trinity, Fla./East Lake/Alabama State
94	Brandon Richards	LS	6-0	218	Jr.	TR	Yorktown, Va./Tabb/Hampton
95	Ethan Duane*	P	6-1	226	Jr.	2L	Melbourne, Australia
96	Ian Brandt	P	6-2	195	Fr.	HS	State College, Pa./State College Area
97	Devin Brandt-Epps	DT	6-3	297	Jr.	2L	Muskogee, Okla./Hilldale/NE Oklahoma A&M
98	Christopher Spencer	DE	6-6	268	R-Fr.	RS	Burgaw, N.C./Pender
99	Cole Daniels	DT	6-0	304	So.	JC	Sumrall, Miss./Sumrall/Mississippi Gulf Coast

*At ODU in 2020

Coaching Staff

Head Coach: Ricky Rahne

Offensive Coordinator/Quarterbacks: Kevin Decker

Defensive Coordinator/Inside Linebackers: Blake Seiler

Special Teams Coordinator/Outside Linebackers: Kevin Smith

Wide Receivers/Pass Game Coordinator: Mark Dupuis

Offensive Line: Alex Huettel

Running Backs/Assistant Head Coach: Tony Lucas

Tight Ends/Offensive Recruiting Coordinator: Justin Harper

Safeties/Assistant Defensive Coordinator: Remington Rebstock

Cornerbacks/Defensive Recruiting Coordinator: Tarron Williams

Defensive Line: Victor Irokansi

GA: Ryan Wilson (Quarterbacks)

GA: Cullen McCarty (Offensive Line)

GA: Shane Baker (Special Teams)

GA: Eli Altizer (Defense)

Defensive Quality Control: Jon Anderson

Director of Sports Performance: Chad Snodgrass

Director of Operations: Tristin Iannone

Assistant Director of Operations: Jonathan Ceh

Director of Player Personnel: Drew Casa

Director of Creative Services: Brandon McLean

Player Personnel and Operations Graduate Assistant: Tyler Lamar

2023 ODU Football Roster

Alphabetical

No.	Name	Pos.	Ht.	Wt.	Cl.	Exp.	Hometown/High School/Previous School
65	Chris Adams	OL	6-6	280	R-So.	SQ	Hagerstown, Md./South Hagerstown
11	Myles Alston	WR	6-1	180	R-So.	TR	Virginia Beach, Va./Ocean Lakes/Pittsburgh
7	Shawn Asbury II	S	5-9	195	Jr.	1L	Stafford, Va./North Stafford/Boston College
59	Caleb Bryant	OL	6-7	255	Fr.	HS	Philadelphia, Pa./Camden (N.J.)
97	Devin Brandt-Epps	DT	6-3	292	Jr.	2L	Muskogee, Okla./Hilldale/NE Oklahoma A&M
44	Gideon Bedada	DE	6-2	214	Fr.	HS	Calgary, Alberta, Canada/Clearwater Acad.
9	Jalen Butler	TE	6-4	216	So.	TR	Chicago, Ill./Niles North/Trinity Valley
1	Jordan Bly	WR	5-10	166	Jr.	2L	Charlotte, N.C./Myers Park
0	Malcolm Britt*	LB	6-0	222	R-So.	1L	Norfolk, Va./Oscar Smith
10	Marquez Bell	WR	6-1	175	R-So.	SQ	Lake City, Fla./Columbia HS/Cincinnati
63	Xavier Black	OL	6-4	290	R-Jr.	2L	Fishersville, Va./Wilson Memorial
25	Bubba Camp	S	5-10	174	Fr.	HS	Charlotte, N.C./Julius L. Chambers
74	Chris Chernak	OL	6-8	316	R-Sr.	TR	Brooklyn, N.Y./Lincoln/Grambling St.
28	Corey Chapman	S	5-11	181	R-So.	SQ	Chesapeake, Va./Hickory
80	DJ Chandler II	TE	6-5	225	So.	TR	Woodbridge, Va./Colong/Virginia Union
34	Jahleel Culbreath	DE	6-2	222	R-Fr.	RS	Virginia Beach, Va./Ocean Lakes
20	John Cook	LB	6-0	210	R-So.	SQ	Manassas, Va./Charles J. Colgan
0	Kadarius Calloway	RB	6-0	210	So.	TR	Philadelphia, Miss./Philadelphia/East Mississippi
11	Kris Caine	DE	6-3	215	Jr.	2L	Waldorf, Md./Westlake
84	A'Quan Dunbar	TE	6-6	260	Fr.	HS	Belton, Mo./Shawnee Mission South (Kan.)
99	Cole Daniels	DT	6-0	296	So.	JC	Sumrall, Miss./Sumrall/Mississippi Gulf Coast
73	Connor Drake	OL	6-6	315	Fr.	HS	Charlotte, N.C./Providence
20	Dominic Dutton	WR	5-10	162	R-So.	RS	Glen Allen, Va./Glen Allen/South Carolina
95	Ethan Duane*	P	6-1	215	Jr.	2L	Melbourne, Australia
32	JaMez Drummer	LB	6-1	225	Jr.	JC	Sanford, Fla./Seminole/Hutchinson
60	Spencer Dow	OL	6-2	292	Fr.	HS	Park Ridge, Ill./Maine South
58	Stephon Dubose-Bourne	OL	6-4	310	R-So.	1L	Chesapeake, Va./Indian River
55	Zach Dantzlerward	DL	6-2	296	Fr.	HS	Purcellville, Va./Loudoun Valley
3	Mario Easterly	S	6-0	178	R-Fr.	RS	York, Pa./Bishop McDevitt
93	Nathaniel Eichner	K	5-9	150	So.	TR	Trinity, Fla./East Lake/Alabama State
14	MarShawn Ferguson	WR	5-9	175	Fr.	HS	Princeton, N.J./DePaul
51	Michael Flores	OL	6-3	295	R-Sr.	TR	Arlington, Texas/All Saints Episcopal/Dartmouth
21	Zion Frink	S	6-0	169	Fr.	HS	Chesapeake, Va./Wake Forest HS (NC)
7	Ahmarian Granger	WR	6-1	175	So.	1L	Norfolk, Va./Maury
76	Alex Gutierrez	DL	6-3	263	R-Fr.	RS	Ashburn, Va./Briar Woods
68	Caleb Gosney	OL	6-3	285	R-So.	SQ	Richmond, Va./Varina
33	Christian Garland	LB	6-2	215	Fr.	HS	Summerville, S.C./Ashley Ridge
24	EJ Green	LB	6-1	218	R-Jr.	2L	Williamsburg, Va./Lafayette
75	Skyler Grant	OL	6-3	290	R-So.	SQ	Fredericksburg, Va./Riverbend
78	Elijah Hoskin	OL	6-3	291	R-So.	SQ	Culpeper, Va./Eastern View
4	Javon Harvey	WR	5-11	180	R-Jr.	2L	Norfolk, Va./Lake Taylor
42	Jason Henderson	LB	6-1	225	Jr.	2L	Dingmans Ferry, Pa./Delaware Valley HS
9	Jordan Holmes	CB	5-11	170	Fr.	HS	Titusville, Fla./Cocoa
16	Khian'Dre Harris	CB	5-10	172	R-So.	SQ	Fairless, Pa./Conwell Egan Catholic
77	Mason Howard	OL	6-7	280	R-Fr.	RS	Moseley, Va./Cosby
57	Ryan Harvey	LS	5-11	210	R-Jr.	SQ	Ashburn, Va./Stone Bridge/Towson
35	Zach Hagedon	S	5-11	185	Fr.	HS	Charleston, S.C./Oceanside Collegiate Acad.
32	Alex Jreige	RB	5-9	195	R-Fr.	RS	Vienna, Va./James Madison HS
2	Colten Joseph	QB	6-2	205	Fr.	HS	Newport Beach, Calif./Newport Harbor
2	LaMareon James*	CB	5-10	187	Jr.	2L	Norfolk, Va./Indian River
17	Nolan Johnson	CB	6-2	200	R-Sr.	TR	High Point, N.C./SW Guilford/Miami (OH)
1	Terry Jones	S	6-1	187	R-Jr.	2L	Baltimore, Md./Mergenthaler Vo Tech
29	Markus Knight	S	6-0	182	R-So.	RS	Tallahassee, Fla./Lincoln/Independence CC
53	Trenton Kintigh	DL	6-1	265	Fr.	HS	North Port, Fla./Venice
31	BJ Lowery Jr.	CB	5-10	175	Fr.	HS	Varina, Va./Life Christian Academy
90	DeAndre Lynch	DL	6-3	294	Fr.	HS	Rocky Mount, N.C./Rocky Mount
8	Denzel Lowry	DT	6-2	280	R-So.	1L	Virginia Beach, Va./Landstown
23	JeCareon Lathan	CB	6-1	181	R-So.	RS	Minden, La./Minden/Trinity Valley
12	TJ Lott	WR	5-11	160	Fr.	HS	Pahokee, Fla./Inlet Grove Community
87	Trey Lancaster	TE	6-4	230	Sr.	TR	Chesapeake, Va./Grassfield/CNU
4	Amorie Morrison*	DE	6-4	244	R-So.	1L	Virginia Beach, Va./Salem
22	Jalen McCain	CB	5-10	182	R-So.	SQ	Bowie, Md./Charles Herbert Flowers
19	Jeremy Mack Jr.	S	5-10	187	Jr.	TR	Clinton, Miss./Clinton/Colorado
66	Keanon McNally	OL	6-8	326	R-Fr.	TR	Kearney, Mo./Kearney/Tulane
50	Nicholas Malley	DE	6-2	230	R-Fr.	RS	Suitland, Md./Bishop McNamara
18	Reymello Murphy	WR	6-0	185	So.	JC	Fremont, Calif./Santa Margarita/San Mateo
15	Wayne Matthews III	LB	6-2	216	R-So.	1L	Largo, Md./Charles Herbert Flowers
88	Curtis Nixon II	TE	6-5	236	R-So.	SQ	Waldorf, Md./Maret School
47	Koa Naotala	LB	5-11	223	R-Fr.	RS	Newport News, Va./Woodside
70	Drew Pascoe	OL	6-3	275	R-So.	SQ	Clifton, Va./Centreville

2023 ODU Football Roster

Alphabetical

No.	Name	Pos.	Ht.	Wt.	Cl.	Exp.	Hometown/High School/Previous School
89	Ethan Presutty	WR	6-1	192	Fr.	HS	Charlotte, N.C./Ardrey Kell
5	Isiah Paige	WR	5-8	160	Jr.	2L	Richmond, Va./Varina
94	Brandon Richards	LS	6-0	235	Jr.	TR	Yorktown, Va./Tabb/Hampton
23	Devin Roche	RB	5-7	156	Fr.	HS	Baltimore, Md./Dunbar
17	Lendon Redwine	QB	6-4	225	R-Sr.	TR	Gate City, Va./Dobyns-Bennett/UVA Wise
6	Rasheed Reason	CB	5-10	175	Jr.	TR	Vallejo, Calif./Vallejo/Diablo Valley Coll.
27	Ryan Ramey	CB	5-9	176	Fr.	HS	Missouri City, Texas/Ridge Point
12	Tahj Ra-El	S	6-2	192	Jr.	2L	Charlotte, N.C./Myers Park
98	Christopher Spencer	DE	6-6	255	R-Fr.	RS	Burgaw, N.C./Pender
92	Ethan Sanchez	K	5-9	183	So.	1L	Dallas, Ga./North Paulding
81	Isaiah Smith	WR	6-4	212	R-Fr.	RS	Hampton, Va./Bethel/Myrtle Beach Prep
3	Isaiah Spencer	TE	6-5	230	R-Sr.	3L	Gloucester, Va./Gloucester
61	Jack Scala	OL	6-5	300	Fr.	HS	Frisco, Texas/Frisco
8	Jack Shields	QB	6-1	192	R-So.	SQ	Clifton, Va./Centreville
10	Jalen Satchell	DT	6-1	307	R-So.	TR	Springdale, Md./The Avalon School/Temple
14	Monterio Smith	S	6-3	197	So.	JC	Bessemer, Ala./Shades Valley/Hutchinson
21	Obie Sanni*	RB	5-9	194	R-So.	1L	Aurora, Colo./Smoky Hill
71	Santana Saunders*	OL	6-5	296	Jr.	2L	Marlboro, Md./Charles Herbert Flowers
37	Sayyid Stevens	LB	6-2	227	R-Jr.	TR	Midway, Ga./Calvary Day School/Duke
26	Tariq Sims	RB	5-9	183	R-So.	1L	Leesburg, Va./Loudoun County
15	Tyler Stott	QB	6-4	195	R-Fr.	RS	Las Vegas, Nev./Desert Oasis
5	Jahlil Taylor	DT	5-11	285	Sr.	TR	Cordele, Ga./Crisp County/North Carolina
43	Kris Trinidad	DE	6-5	246	R-So.	1L	Richmond, Va./Lloyd C. Bird
79	Leroy Thomas	OL	6-3	290	R-Sr.	2L	Stafford, Va./Colonial Forge
18	Mario Thompson	LB	5-11	200	Fr.	HS	Richmond, Va./Trinity Episcopal
38	Ashton Whitner	S	5-11	194	R-Fr.	TR	Greenville, S.C./Greenville/Georgia Southern
45	Brock Walters	LS	6-0	214	Fr.	HS	Kailua Kona, Hawaii/Winter Park (Fla.)
13	Grant Wilson	QB	6-3	208	Jr.	TR	Arlington, Va./Yorktown/Fordham
56	Jaylon White-McClain	DE	6-4	257	R-Fr.	RS	Virginia Beach, Va./Kempsville
6	Kelby Williams	WR	6-2	178	So.	JC	Houston, Texas/Manvel/Trinity Valley
22	Keshawn Wicks	RB	6-1	193	R-Jr.	2L	Moncks Corner, S.C./Berkeley
36	Langston Williams	CB	5-10	172	R-So.	TR	Aurora, Colo./Eaglecrest/Colorado State
55	Maarten Woudsma	OL	6-5	280	R-Fr.	RS	Amersfoort, Netherlands/Oscar Smith (Va.)
13	Nate Wyatt	CB	6-1	200	R-Jr.	TR	Somerset, N.J./St. Joseph/Temple

PRONUNCIATION GUIDE

2	LaMareon James	Luh-Mar-ee-ahn
4	Amorie Morrison	Ah-MOR-ee
10	Marquez Bell	Mar-kwez
58	Stephon Dubose-Bourne	Steph-ahn
32	Ja'Mez Drummer	Juh-mez
12	Tahj Ra-El	Rah-L
23	Devin Roche	Ro-shay
26	Tariq Sims	Ty-reek
21	Obie Sanni	O-Bee Sahn-ee
55	Maarten Woudsma	Martin Woods-muh
58	Stephon Dubose-Bourne	Steph-ahn Dubose-Born
79	Leroy Thomas	Lee-Roy
37	Sayyid Stevens	Sy-eed

Coaches

Ricky Rahne	Ronnie
Blake Seiler	Sy-ler
Mark Dupuis	Doo-pwee
Victor Irokansi	I-row-can-see
Alex Huettel	Huttle

Roster by Position

Quarterback

No.	Name	Class	Ht.	Wt.
2	Colton Joseph	Fr.	6-2	205
17	Lendon Redwine	R-Sr.	6-4	225
8	Jack Shields	R-So.	6-1	192
15	Tyler Stott	R-Fr.	6-4	195
13	Grant Wilson	Jr.	6-3	208

Running Back

No.	Name	Class	Ht.	Wt.
0	Kadarius Calloway	So.	6-0	210
32	Alex Jreige	R-Fr.	5-9	195
23	Devin Roche	Fr.	5-7	156
21	Obie Sanni	R-So.	5-9	194
26	Tariq Sims	R-So.	5-9	183
22	Keshawn Wicks	R-Jr.	6-1	193

Wide Receivers

No.	Name	Class	Ht.	Wt.
11	Myles Alston	R-So.	6-1	180
10	Marquez Bell	R-So.	6-1	175
1	Jordan Bly	Jr.	5-10	166
20	Dominic Dutton	R-So.	5-10	162
14	MarShawn Ferguson	Fr.	5-9	175
7	Ahmarian Granger	So.	6-1	175
4	Javon Harvey	R-Jr.	5-11	180
12	TJ Lott	Fr.	5-11	160
18	Reymello Murphy	So.	6-0	185
5	Isiah Paige	Jr.	5-8	160
89	Ethan Presutty	Fr.	6-1	192
81	Isaiah Smith	Fr.	6-4	212
6	Kelby Williams	So.	6-2	178

Tight End

No.	Name	Class	Ht.	Wt.
9	Jalen Butler	So.	6-4	216
80	DJ Chandler	So.	6-5	225
84	Quan Dunbar	Fr.	6-6	215
87	Trey Lancaster	Sr.	6-4	230
88	Curtis Nixon II	R-So.	6-5	236
3	Isaiah Spencer	R-Sr.	6-5	230

Offensive Line

No.	Name	Class	Ht.	Wt.
65	Chris Adams	R-So.	6-6	280
63	Xavier Black	R-Jr.	6-4	290
59	Caleb Bryant	Fr.	6-7	255
74	Chris Chernak	R-Sr.	6-8	316
60	Spencer Dow	Fr.	6-2	292
73	Connor Drake	Fr.	6-6	315
58	Stephon Dubose-Bourne	R-So.	6-4	310
51	Michael Flores	R-Sr.	6-3	295
75	Skyler Grant	R-So.	6-3	290
77	Mason Howard	R-Fr.	6-7	280
68	Caleb Gosney	R-So.	6-3	285
78	Elijah Hoskin	R-So.	6-3	291
66	Keanon McNally	R-Fr.	6-8	326
70	Drew Pascoe	R-So.	6-3	275
71	Santana Saunders	Jr.	6-5	296
61	Jack Scala	Fr.	6-5	300
79	Leroy Thomas	R-Sr.	6-3	290
55	Maarten Woudsma	R-Fr.	6-5	280

Defensive Line

No.	Name	Class	Ht.	Wt.
97	Devin Brandt-Epps	Jr.	6-3	292
44	Gideon Bedada	Fr.	6-2	214
11	Kris Caine	Jr.	6-3	215
34	Jahleel Culbreath	R-Fr.	6-2	222
55	Zach Dantzierward	Fr.	6-2	296
76	Alex Gutierrez	R-Fr.	6-3	263
53	Trenton Kinitgh	Fr.	6-1	265
8	Denzel Lowry	R-So.	6-2	280
90	DeAndre Lynch	Fr.	6-3	294
50	Nicholas Malley	R-Fr.	6-2	250
4	Amorie Morrison	R-So.	6-4	244
5	Jahlil Taylor	R-Sr.	5-11	285
43	Kris Trinidad	R-Fr.	6-5	246
10	Jalen Satchell	R-So.	6-1	307
98	Christopher Spencer	Fr.	6-6	255
56	Jaylon White-McClain	Fr.	6-4	257

Linebacker

No.	Name	Class	Ht.	Wt.
0	Malcolm Britt	R-So.	6-0	222
20	John Cook	R-So.	6-0	210
32	Jamez Drummer	Jr.	6-1	225
33	Christian Garland	Fr.	6-2	215
24	EJ Green	Jr.	6-1	215
42	Jason Henderson	Jr.	6-1	225
47	Koa Naotala	R-Fr.	5-11	223
15	Wayne Matthews III	R-So.	6-2	225
37	Sayyid Stevens	R-Jr.	6-2	227
18	Mario Thompson	Fr.	5-11	200

Defensive Back

No.	Name	Class	Ht.	Wt.
7	Shawn Asbury II	Jr.	5-9	195
25	Anshon "Bubba" Camp	Fr.	5-10	174
28	Corey Chapman	R-So.	5-11	181
3	Mario Easterly	R-Fr.	6-0	178
21	Zion Frink	Fr.	6-0	169
16	Khian'Dre Harris	R-So.	5-10	172
35	Zach Hagedon	Fr.	5-11	185
9	Jordan Holmes	Fr.	5-11	170
2	LaMareon James	Jr.	5-10	187
29	Markus Knight	R-So.	6-0	182
23	JeCareon Lathan	R-So.	6-1	181
31	BJ Lowery Jr.	Fr.	5-10	175
19	Jeremy Mack Jr.	Jr.	5-10	187
17	Nolan Johnson	R-Sr.	6-2	200
1	Terry Jones	R-Jr.	6-1	187
12	Tahj Ra-El	Jr.	6-2	192
27	Ryan Ramey	Fr.	5-9	176
6	Rasheed Reason	Jr.	5-10	175
14	Monterio Smith	So.	6-3	197
38	Ashton Whitner	R-Fr.	5-11	194
36	Langston Williams	R-So.	5-10	172

Specialists

No.	Name	Class	Ht.	Wt.
95	Ethan Duane (P)	Jr.	6-1	215
93	Nathanial Eichner (K)	So.	5-9	150
57	Ryan Harvey (LS)	R-Jr.	5-11	210
94	Brandon Richards (LS)	Jr.	6-0	235
92	Ethan Sanchez (K)	So.	5-9	183
45	Brock Walters (LS)	Fr.	6-0	214

MEET THE MONARCHS



Meet the Monarchs



Malcolm Britt

LB • 6-0 • 222 • R-So.
Norfolk, Va./Oscar Smith

2022: CSC Academic All-District ... Played in all 12 games on special teams and at linebacker ... Recorded three tackles in the win at Coastal Carolina ... Had a season-high five tackles at Appalachian State ... Made the Dean's List.

2021: Redshirted ... Did not play.

HIGH SCHOOL: A three-star recruit by 247 sports ... Ranked as No. 38 recruit in Virginia ... Ranked as preseason No. 10 player in Hampton Roads by the Virginian-Pilot ... 6A Defensive Player of the Year ... Led Oscar Smith to a 13-2 record and berth in the state championship game ... Had 65 tackles and eight sacks as a junior ... Earned All-Tidewater honors.

PERSONAL: Son of Donnell and Yulanda Britt ... Two brothers, Malik and Malachi, and one sister, Maria ... Favorite food is any kind of seafood ... Favorite TV show is SpongeBob SquarePants ... Has lived in nine cities and seven states ... Majoring in computer science.

MALCOLM BRITT CAREER STATS

Year	Games	UT	AT	TOTAL	TFL	Sacks	INT	FF	FR	PBU
2022	12	2	7	9	0	0	0	0	0	0
TOTAL	12	2	7	9	0	0	0	0	0	0



Jordan Bly

WR • 5-10 • 166 • Jr.
Charlotte, N.C./Myers Park

2022: Appeared in 11 games, making six starts at wide receiver ... Finished fourth on the team with 22 catches for 225 yards ... Had six grabs for 67 yards at East Carolina ... Caught two passes for 31 yards in the win over A-State ... Had a career-best six receptions for 87 yards at Georgia State ... Caught three passes for 25 yards against Marshall.

2021: Played in 11 games, starting two at wide receiver ... Caught 11 passes for 117 yards ... Had one carry for 10 yards ... Caught three passes for 25 yards in the season-opener at Wake Forest ... Had two receptions for 25 yards at Liberty ... Recorded two receptions for 35 yards in the win over FAU, including a season-long 37-yarder ... Had one catch for 25 yards and one carry for 10-yards in the win over Charlotte ... Caught two passes for eight yards against Tulsa in the Myrtle Beach Bowl.

HIGH SCHOOL: A three-star recruit by 247 Sports ... Earned first-team all-conference as a junior ... Had 39 receptions for 501 yards and seven touchdowns as a junior ... Ranked as the No. 64 recruit in North Carolina.

PERSONAL: Son of Dre and Kristyn Bly ... Three brothers, Trey, AJ and Emmanuel, and one sister, Peyton ... Favorite movie is *Rush Hour* ... Favorite musician is Lil Tjay ... Majoring in African American studies ... His father, Dre, played 11 seasons in the NFL for the Rams, Lions, Broncos and 49ers, totaling 43 career interceptions ... He is a member of the College Football and Virginia Sports Halls of Fame and is currently an assistant coach for the Detroit Lions ... His brother Trey played football at Charlotte.

JORDAN BLY CAREER STATS

Year	Games	Rec.	Yards	TD's	Long	Avg.
2021	11	11	117	0	37	10.6
2022	11	22	225	0	32	10.2
TOTAL	23	33	342	0	37	10.4



Meet the Monarchs



Terry Jones

S • 6-1 • 187 • R-Jr.
Baltimore, Md./Mergenthaler Vo Tech

2022: Played in 11 games, starting nine at safety ... Finished third on the team and 34th in the Sun Belt with 63 tackles, 5.5 tackles for loss, two interceptions and a sack ... Recorded eight tackles and an interception in the season-opening win over Virginia Tech ... Recorded seven tackles at UVA ... Had seven tackles and notched his first career sack in the win over Arkansas State ... Notched his fourth career double-digit tackle game with 11 tackles against Georgia Southern ... Had seven stops at Georgia State ... Totaled one tackle and an interception in the season finale at South Alabama.

2021: Played in all 13 games, starting six at safety ... Finished sixth on the squad with 69 tackles ... Registered three double-digit tackle games ... Led the team in tackles twice ... Took hold of the starting safety position, starting six of the final seven games ... Recorded four tackles in the first five games of the season before totaling eight at Marshall ... In his first career start, notched 10 tackles against WKU ... Notched a team-high 11 tackles in the win at Middle Tennessee ... Registered nine stops in the regular-season finale win over Charlotte ... Recorded 12 tackles in the Myrtle Beach Bowl against Tulsa.

2019: Redshirted ... Played in four games ... Had two tackles on special teams.

HIGH SCHOOL: Helped Mergenthaler to an 11-2 record, a regional championship and berth in the state semifinals ... Ranked as the No. 41 recruit in Maryland ... Earned first-team All-Metro honors ... Played in the Maryland Crab Bowl all-star game ... A three-year starter at wide receiver and safety ... Registered 14 touchdowns as a senior, catching 40 passes for 521 yards ... Totaled seven interceptions, returning two for touchdowns ... Returned two punts for touchdowns ... Registered 92 tackles as a senior.

PERSONAL: Son of Terry Jones Sr ... Three brothers, Vlezquez, Taylor and Talon ... Favorite movie is *Coach Carter* ... Enjoys eating cheeseburgers ... Likes to skateboard ... Favorite actor is Denzel Washington ... Majoring in physical education.

TERRY JONES CAREER STATS

Year	Games	UT	AT	TOTAL TFL	Sacks	INT	FF	FR	PBU
2019	4	2	0	2	0.0	0.0	0	0	0
2021	13	32	37	69	3-7	0.0	0	0	1
2022	11	21	42	63	5.5-16	1-7	2	1	0
TOTAL	28	55	79	134	8.5-23	1-7	2	1	0



LaMareon James

CB • 5-10 • 187 • Jr.
Norfolk, Va./Indian River

2022: Phil Steele fourth-team All-Sun Belt kick returner ... Appeared in all 12 games at cornerback and kick returner ... Registered 23 tackles, one interception and a pass breakup ... Returned 20 kicks for a 21.3-yard average with a long of 38 yards ... Recorded two tackles and his first career interception in the season-opening win over Virginia Tech ... Notched a career-high four tackles against Marshall ... Registered a season-long 38-yard return against Georgia Southern.

2021: Conference USA Honorable Mention at kick returner ... Phil Steele second-team All-Conference USA kick returner ... Returned 18 kickoffs for 529 yards for a 29.4 yard average ... His 29.4 yard average ranked ninth in the country ... Returned two kickoffs for touchdowns ... First ODU player to return two kickoffs in the same season since Isaiah Harper returned three for TDs in 2017 ... One of two players in the country to return two kickoffs for 100-yard touchdowns (Brian Battie, South Florida) ... Returned a kickoff 100-yards for a touchdown in the win over Louisiana Tech ... Returned the opening kickoff in the Myrtle Beach Bowl against Tulsa for a touchdown ... It was the first opening kickoff for a touchdown in program history.

HIGH SCHOOL: Three-star recruit ... Ranked as the No. 3 recruit in Hampton Roads by the Virginian-Pilot ... Two-time first-team All-Tidewater ... Named first-team All-Region ... Caught 24 passes for 681 yards and rushed for 475 yards and 10 touchdowns as a senior ... Recorded five interceptions and returned two for touchdowns on defense ... No. 7 ranked recruit in Virginia (Rivals).

PERSONAL: Son of Lamar Williams and Devon James ... Favorite NFL team is the Philadelphia Eagles ... Favorite food is chicken wings ... Favorite movie is *Hustle* ... Majoring in sport management.

LAMAREON JAMES CAREER KICK RETURN STATS

Year	No.	Yards	TD's	Long	Avg.
2021	18	529	2	100	29.4
2022	20	425	0	38	21.3
TOTAL	38	954	2	100	25.1

LAMAREON JAMES CAREER DEFENSIVE STATS

Year	Games	UT	AT	TOTAL TFL	Sacks	INT	FF	FR	PBU
2021	13	2	2	4	0.0	0.0	0	0	0
2022	12	14	9	23	0.0	0.0	1	0	1
TOTAL	25	16	11	27	0.0	0.0	1	0	1



Meet the Monarchs



Isaiah Spencer

TE • 6-5 • 230 • R-Sr.
Gloucester, Va./Gloucester



Mario Easterly

S • 6-0 • 178 • R-Fr.
York, Pa./Bishop McDevitt

2022: Played in 12 games, starting five at tight end ... Caught a career-high 18 passes for 172 yards and a touchdown ... Caught two passes for 43 yards, including a 21-yard touchdown pass in the 49-21 win at Coastal Carolina ... Caught three passes for 33 yards against Georgia Southern ... Had a career-best five catches for 35 yards against Marshall ... Had two receptions for 11 yards in the finale at South Alabama.

2021: Appeared in six games, starting one at tight end ... Had 10 receptions for 97 yards and two touchdowns ... Caught two passes for 13 yards and a touchdown in the first two games of the season against Wake Forest and Hampton ... Caught three passes for 39 yards against Buffalo ... Blocked a punt that was returned for a touchdown at UTEP.

2019: Played in 11 games, starting one at wide receiver ... Caught five passes for 63 yards and a touchdown ... Recorded his first career touchdown catch, a 42-yarder against UTSA.

2018: Redshirted ... Caught three passes for 43 yards ... Had two carries for five-yards ... Recorded first career catch for 11 yards against FIU ... Caught two passes for 32 yards in the win over No. 13 Virginia Tech, including a 27-yarder that set up a touchdown.

HIGH SCHOOL: A two-star recruit by 247 Sports ... Named All-Peninsula District Offensive Player of the Year and earned first-team honors at quarterback.

PERSONAL: Son of Ruben and Susan Spencer ... One brother, Kaleb, and one sister, Dezeray Cabral ... Full name is Isaiah Louis Spencer ... Favorite food is oxtails ... Plays the saxophone ... Favorite musician is J. Cole ... Majoring in leadership.

ISAIAH SPENCER RECEIVING STATS

Year	Games	Rec.	Yards	TD's	Long	Avg.
2018	4	3	43	0	27	14.3
2019	11	5	63	1	42	12.6
2021	6	10	97	2	29	9.7
2022	12	18	172	1	22	9.6
TOTAL	33	36	387	4	42	10.8

ISAIAH SPENCER CAREER RUSHING STATS

Year	Games	Att.	Yards	TD's	Long	Avg.
2018	4	2	5	0	5	2.5
2019	11	1	6	0	6	6.0
2021	6	0	0	0	0	0
2022	12	2	7	0	6	3.5
TOTAL	33	6	18	0	6	3.0



2022: Redshirted ... Played in four games ... Recorded tackles against JMU and at App State.

HIGH SCHOOL: As a senior, caught 53 passes for 945 yards and 14 touchdowns ... Named a finalist for Mr. PA Football for Class 4-6A ... Helped lead Bishop McDevitt to a 12-3 record and to a berth in the state championship game, where he caught four passes for 126 yards and a touchdown ... As a junior, caught 34 passes for 465 yards and eight touchdowns ... Earned All-PennLive Central Pa. All-Star honors ... Played for coach Jeff Weachter at Bishop McDevitt.

PERSONAL: Son of Marty Easterly and Meredyth Ruppert ... One brother, Ricky Templeman ... Sisters Tenish Harrison, Tierra Shorter, Martye, Mariyah, Marcyana, Marlea and Markayla ... Majoring in sport management.

MARIO EASTERLY CAREER STATS

Year	Games	UT	AT	TOTAL TFL	Sacks	INT	FF	FR	PBU
2022	4	1	1	2	0.0	0.0	0	0	0
TOTAL	4	1	1	2	0.0	0.0	0	0	0



Meet the Monarchs



Javon Harvey
WR • 5-11 • 180 • R-Jr.
Norfolk, Va./Lake Taylor

2022: Appeared in all 12 games, starting nine at wide receiver ... Finished third on the team with 30 receptions and second on the team with 558 receiving yards ... Second on the team with four touchdown receptions ... Led the team with eight special teams tackles ... Caught his first two passes of the season for 20 yards at Virginia ... Caught a career-high seven passes for 64 yards against Liberty ... Had three catches for 47 yards at Coastal ... Caught four passes for 56 yards against Georgia Southern ... Had his first career 100-yard receiving game at Georgia State, catching three passes for 124 yards ... Had a 61-yard touchdown catch and a 56-yard reception on the day ... Caught four passes for 60 yards against Marshall ... Caught four passes for 133 yards and two touchdowns at App State. The multi-touchdown game was the first of his career and 133 yards was a career-high ... Caught two passes for 35 yards and a touchdown at South Alabama.

2021: Played in all 13 games, starting seven at wide receiver ... Caught 11 passes for 114 yards ... Finished second on the team with seven special teams tackles ... Had eight tackles on the year ... Caught first career pass for 11 yards at Wake Forest ... Registered four receptions for 39 yards against Buffalo ... Caught three passes for 28 yards at UTEP.


2019: Redshirted ... Played in four games, mostly on kickoff return.

HIGH SCHOOL: A two-star recruit by 247 Sports ... Earned first-team All-Region, All-District and All-Tidewater honors at defensive back, wide receiver and punt returner as a senior ... Helped Lake Taylor to a 13-2 record and the Virginia state title game ... Registered 50 tackles, eight pass breakups and three interceptions as a senior, in addition to catching 36 passes for 866 yards and 10 touchdowns ... Caught five passes for 211 yards and a touchdown in the state semifinal win over Eastern View.

PERSONAL: Son of Junius Harvey ... Four brothers, Jalen, Junius, Dallas and DJ Cheairs ... Favorite movie is *Drumline* ... Enjoys seafood ... Can sing and produces his own music ... Majoring in communication.

JAVON HARVEY CAREER STATS

Year	Games	Rec.	Yards	TD's	Long	Avg.
2021	13	11	114	0	14	8.8
2022	12	30	558	4	61	18.6
TOTAL	25	41	672	4	61	16.4



Amorie Morrison
DE • 6-4 • 244 • R-So.
Virginia Beach, Va./Salem

2022: Started the first three games of the season before suffering an injury ... Registered nine tackles ... Notched five tackles in the season-opener against Virginia Tech ... Registered three tackles at ECU.

2021: Conference USA All-Freshman Team ... Played in 12 games, starting seven at defensive end ... Recorded 32 tackles, 3.5 sacks and five tackles for loss ... Had two tackles and a sack against Wake Forest in his first career game ... Notched five tackles and 1.5 sacks against Hampton ... Recorded four tackles and a sack in the win over Louisiana Tech ... Reached a career-high with six tackles and half a TFL in the win over FAU ... Blocked an extra point against WKU.

HIGH SCHOOL: A three-star recruit by 247 sports ... Helped Salem to a 13-2 record and berth in state quarterfinals ... Ranked as the No. 23 recruit in Hampton Roads by the Virginian-Pilot.

PERSONAL: Son of Aaron Morrison and Tiffany Walker ... Favorite band is the Jackson Five ... He likes to dance ... Played quarterback in high school ... Majoring in biology.

AMORIE MORRISON CAREER STATS

YEAR	Games	UT	AT	TOTAL TFL	Sacks	INT	FR	FF	PBU
2021	12	12	20	32	5-26	3.5-25	0	0	0
2022	3	3	6	9	0.0	0.0	0	0	0
TOTAL	15	15	26	41	5-26	3.5-25	0	0	0



Meet the Monarchs



Isiah Paige

WR • 5-8 • 160 • Jr.
Richmond, Va./Varina

5

2022: Played in 12 games, making seven starts at wide receiver ... Caught 16 passes for 151 yards and a touchdown ... Returned 11 punts for 83 yards, a 7.5-yard average ... Had a season-high four receptions for 46 yards in the win over Arkansas State ... Caught a 22-yard touchdown pass in the win at Coastal ... Caught three passes for 14 yards at App State and had three grabs for 26 yards at South Alabama.

2021: Conference USA Honorable Mention punt returner ... Appeared in 11 games, starting seven at wide receiver ... Finished third on the team with 23 catches for 174 yards and a touchdown ... Ranked 10th in the country with a 10.9 yard punt return average ... His 153 punt return yards was the third most in a single-season in ODU history ... Caught his first career pass in his first game, a two-yard reception in the season-opener at Wake Forest ... Caught two passes for 36 yards in the win over Hampton ... Notched three receptions for 22 yards against Buffalo ... Had four catches for 13 yards against Louisiana Tech, and also a 37-yard punt return that setup a score. The 37-yard punt return is the eighth longest in ODU history ... Caught a career-high five passes for 36 yards and his first career touchdown in the win over FAU ... Caught two passes for 23 yards in the win at Middle Tennessee.

HIGH SCHOOL: Named 5B Player of the Year and earned first-team all-state accolades at wide receiver ... Named all-metro Offensive Player of the Year ... For his career, record 2,500 receiving yards, 2,050 rushing yards and 54 touchdowns ... As a senior, helped Varina to an 11-3 record and regional championship ... Named to the Richmond-Times Dispatch All-Decade third team.

PERSONAL: Son of William and Candy Paige ... Dream job is to be an NFL General Manager ... Favorite NFL team is the Baltimore Ravens ... Favorite TV Show is the *Blacklist* ... One brother, Malik Patterson ... Majoring in sport management.

ISIAH PAIGE CAREER RECEIVING STATS

Year	Games	Rec.	Yards	TD's	Long	Avg.
2021	11	23	174	1	26	7.6
2022	12	16	151	1	22	9.4
TOTAL	23	39	325	2	26	8.3

ISIAH PAIGE CAREER PUNT RETURN STATS

Year	No.	Yards	TD's	Long	Avg.
2021	14	153	0	37	10.9
2022	11	83	0	23	7.5
TOTAL	25	236	0	37	9.4

ISIAH PAIGE CAREER RUSHING STATS

Year	Games	Att.	Yards	TD's	Long	Avg.
2021	11	6	28	0	13	4.7
2022	12	2	16	0	11	8.0
TOTAL	23	8	44	0	13	5.5



Ahmarian Granger

WR • 6-1 • 175 • So.
Norfolk, Va./Maury

7

2022: Played in all 12 games, starting two at wide receiver ... Caught 15 passes for 174 yards ... Caught his first career pass for a six-yard gain at East Carolina ... Had two receptions for 46 yards, including a season-long 38-yarder, against Georgia Southern ... Had four receptions for 46 yards against James Madison ... Had a career-best five catches for 71 yards in the season finale at South Alabama.

HIGH SCHOOL: A three-star recruit by 247Sports and Rivals ... Ranked as the No. 33 recruit in Virginia and the No. 93 ranked athlete in the country ... Helped lead Maury to a 9-2 record and an appearance in the VA Class 5 State title game as a senior ... Earned first-team all-region accolades ... As a junior, earned first-team All-Tidewater ... Recorded 1,264 total yards and 15 touchdowns playing wide receiver and quarterback ... Ranked as the No. 5 player in Hampton Roads in the Virginian-Pilot's preseason Top-50. ... Played for coach Dyrri McCain at Maury.

PERSONAL: Son of Lakisha Granger ... Three brothers, Tyshaun, Kaikwuan and Ahmeer ... Majoring in leadership.

AHMARIAN GRANGER CAREER STATS

Year	Games	Rec.	Yards	TD's	Long	Avg.
2022	12	15	174	0	38	11.6
TOTAL	12	15	174	0	38	11.6



Meet the Monarchs



Shawn Asbury

S • 5-9 • 195 • Jr.
Stafford, Va./North Stafford/Boston College

7

2022: Appeared in 11 games, making three starts at safety ... Recorded 32 tackles, 3.5 tackles for loss, two pass breakups, one interception and a fumble recovery ... Notched first two tackles of the season in the win over Virginia Tech ... Had five tackles and recovered a fumble at Virginia ... Totaled a season-high seven tackles in the win at Coastal Carolina ... Registered six tackles, two tackles for loss and an interception against Marshall ... Had six tackles at Appalachian State.

2021 (Boston College): Asbury played in seven games for Boston College in 2021, recording five tackles and two pass breakups.

HIGH SCHOOL: No. 38 ranked recruit in Virginia and the second-best cornerback in Virginia according to ESPN ... Two-time all-state, region and district selection ... Helped North Stafford to back-to-back regional championships.

PERSONAL: Son of Shawn Asbury and Rochell Johnson ... Two sisters, My'asia Asbury and KeShuntis Jones ... Enjoys eating pizza, chicken wings and macaroni and cheese ... Likes listening to music by Lil baby, Lil poppa and baby Tron ... Wants to be a real estate agent ... Majoring in business.

SHAWN ASBURY CAREER STATS

Year	Games	UT	AT	TOTAL	TFL	Sacks	INT	FF	FR	PBU
2022	11	12	20	32	3.5-11	0.0	1	0	1	2
TOTAL	11	12	20	32	3.5-11	0.0	1	0	1	2



Jack Shields

QB • 6-1 • 192 • R-So.
Clifton, Va./Centreville

8

A former walk-on, earned a scholarship at the end of spring ball.

2022: Did not play.

2021: Redshirted ... Did not play.

HIGH SCHOOL: Named District and Northeast Region Offensive Player of the Year as a senior ... Earned first-team All-District and All-Region honors.

PERSONAL: Son of Jon and Meredith Shields ... Two brothers, Luke and Will ... Majoring in physical education ... Favorite Movie is Top Gun: Maverick ... Favorite food is Chipotle ... Also played lacrosse in high school.



Denzel Lowry

DT • 6-2 • 280 • R-So.
Virginia Beach, Va./Landstown

8

2022: Played in all 12 games, starting a pair of games at defensive tackle ... Registered 35 tackles, five tackles for loss and tied for the team lead with four sacks ... Recorded five tackles and a sack at Virginia ... Notched six tackles and two sacks in the win at Coastal Carolina ... Tied his season-high with six tackles in the season finale at South Alabama.

2021: Redshirted ... Appeared in one game ... Played in the Myrtle Beach Bowl against Tulsa and registered four tackles ... Was one of just nine players this year to have his first career game be the bowl game.

HIGH SCHOOL: Earned first-team All-Beach District at defensive tackle ... Helped lead Landstown to the second round of the state playoffs as a junior ... Earned second-team All-State honors at defensive tackle ... Named a first-team All-757 Junior in 2019.

PERSONAL: Son of Dwayne and Josephine Lowry ... Full name is Denzel Lewis Lowry ... Has one brother, Dwayne Jr., and one sister, Jamie Porter ... Majoring in leadership.

DENZEL LOWRY CAREER STATS

Year	Games	UT	AT	TOTAL	TFL	Sacks	INT	FF	FR	PBU
2021	1	1	3	4	0.0	0.0	0	0	0	0
2022	12	9	26	35	5-25	4-23	0	1	1	1
TOTAL	13	10	29	39	5-25	4-23	0	1	1	1



Marquez Bell

WR • 6-1 • 180 • R-So.
Lake City, Fla./Columbia HS/Cincinnati

10

2022: Appeared in seven games, making one start at wide receiver ... Had three receptions for 27 yards ... Caught his first pass of the season for five yards against Liberty ... Earned his first career start against JMU ... Caught two passes for 22 yards at App State.

HIGH SCHOOL/COLLEGE: Played in three games in his career at Cincinnati ... A three-star recruit out of Columbia High School, he is Columbia's all-time leading receiver with 148 catches for 2,968 yards and 33 touchdowns ... Named the 2019 Gainesville Sun Big School Player of the Year and was a two-time first-team all-state selection.

PERSONAL: Son of Kimberly Byrd ... Two brothers, Milton and Marcel, and one sister, Miesha Byrd ... Majoring in leadership.

MARQUEZ BELL CAREER STATS

Year	Games	Rec.	Yards	TD's	Long	Avg.
2022	7	3	27	0	11	9.0
TOTAL	7	3	27	0	11	9.0

Meet the Monarchs



Kris Caine

DE • 6-3 • 215 • Jr.
Waldorf, Md./Westlake

2022: Played in 11 games at defensive end ... Recorded 16 tackles and one sack ... Registered a career-high five tackles at Georgia State ... Had two tackles and a sack at App State.

2021: Played in nine games on special teams and at defensive end ... Registered five tackles and a sack on the year ... First career tackle was a sack at Liberty ... Notched season-high three tackles in the win at Florida Atlantic.

HIGH SCHOOL: Registered 45 tackles, eight tackles for loss and four sacks as a junior ... Played in the prestigious Big 33 All-Star Game between Maryland and Pennsylvania ... A three-time state champion sprinter.

PERSONAL: Son of Sheri Caine ... Four brothers, Darrell, Jalen, Caleb and Joshua ... He was in Jazz and Marching band ... Has played the saxophone since fifth grade ... Favorite musical artist is Tony Shhnov ... Major is undecided.

KRIS CAINE CAREER STATS

Year	Games	UT	AT	TOTAL Sacks	TFL	INT	FF	FR	PBU
2021	9	2	3	5	0	0	0	0	0
2022	12	11	5	16	1.0	1.0	0	0	0
TOTAL	21	13	8	21	2.0	2.0	0	0	0



Tahj Ra-El

S • 6-2 • 192 • Jr.
Charlotte, N.C./Myers Park

2022: Played in all 12 games, started a pair at safety ... Registered 40 tackles and one pass breakup ... Totaled four tackles in the season-opening win over Virginia Tech ... Notched six tackles in the win over Arkansas State ... Recorded a career-high 10 stops against Georgia Southern ... Had eight tackles at App State.

2021: Played in 11 games, seeing action at safety and on special teams ... Registered nine tackles and one pass breakup ... Had two tackles on special teams ... Recorded season-high three tackles in the win over Hampton ... Notched a pair of tackles against Tulsa in the Myrtle Beach Bowl ... Saw more action at safety as the season progressed.

HIGH SCHOOL: Named to the 2020-21 Shrine Bowl Roster for the prestigious North Carolina vs. South Carolina Shrine Bowl ... Recorded 44 tackles, six tackles for loss and two interceptions as a junior ... Scored touchdowns on an interception and fumble return ... Earned third-team All-Charlotte Observer at safety as a junior.

PERSONAL: Son of Tyrone Hilton and Amenua El ... Full name is Tahj Azim Ra-El ... Favorite food is lobster ... Favorite NFL Team is the Seattle Seahawks ... Favorite movie is the *Wolf of Wall Street* ... Majoring in business.

TAHJ RA-EL CAREER STATS

Year	Games	UT	AT	TOTAL TFL	Sacks	INT	FF	FR	PBU
2021	11	2	7	9	0.0	0	0	0	1
2022	12	19	21	40	0.0	0	0	0	1
TOTAL	23	21	28	49	0.0	0	0	0	2



Meet the Monarchs



Tyler Stott
 QB • 6-4 • 195 • R-Jr.
 Las Vegas, Nev./Desert Oasis

2022: Redshirted ... Did not play.

PERSONAL: Majoring in mathematics ... Also plays for the ODU Baseball team as a pitcher ... His cousin, Bryson, plays for the Philadelphia Phillies.




Khian'Dre Harris
 CB • 5-10 • 172 • R-So.
 Fairless, Pa./Conwell Egan Catholic

2022: Did not play.

2021: Redshirted ... Did not play.

HIGH SCHOOL: A two-star recruit by 247 Sports ... Rushed for 668 yards and four touchdowns as a junior, while catching 14 passes for 234 yards and a touchdown ... Named first-team All-Catholic at running back as a junior ... Had eight carries for 130 yards and two touchdowns against CB East ... Helped Conwell Egan Catholic to a 13-1 record and state quarterfinals as a sophomore.

PERSONAL: Son of Alicia Strozier ... Favorite NFL Team is the Philadelphia Eagles ... Favorite food is fried chicken ... Enjoys fishing ... Majoring in health/physical education.



Wayne Matthews
 LB • 6-2 • 216 • R-So.
 Largo, Md./Charles Herbert Flowers

2022: Played in 10 games on special teams and at linebacker ... Recorded 13 tackles and had a forced fumble ... Finished second on the team with seven special teams tackles ... Notched a career-high six tackles and forced a fumble at Appalachian State.

2021: Redshirted ... Played in three games, including the Myrtle Beach Bowl against Tulsa.

HIGH SCHOOL: A two-star recruit by 247 Sports ... Ranked as No. 56 recruit from the state of Maryland ... Earned First Team PG All County honors in 2018 after just his sophomore year ... Helped lead Flowers to the quarterfinals of the playoffs as a junior.

PERSONAL: Son of Wayne Matthews Jr. and Yolanda Jackson ... Full name is Wayne Eugene Matthews III ... Two brothers, Dionte Anderson and Jeremiah Anderson, and three sisters, Tierra, Niesha, Laquaya and Natalia ... Favorite musician is lil Baby ... Favorite NFL Team is the Baltimore Ravens ... Favorite food is chicken alfredo ... Majoring in mechanical engineering.

WAYNE MATTHEWS CAREER STATS


Year	Games	UT	AT	TOTAL TFL	Sacks	INT	FF	FR	PBU
2021	3	0	0	0	0	0	0	0	0
2022	10	6	7	13	0	0	1	0	0
TOTAL	13	6	7	13	0	0	1	0	0



Dominic Dutton
 WR • 5-10 • 162 • R-So.
 Glen Allen, Va./Glen Allen/South Carolina

2022: Redshirted ... Did not play.

PERSONAL: Son of Steve and Ellen Dutton ... Transferred to ODU from South Carolina, where he was a sprinter on the track and field team ... Holds the 100 and 200 meter records at Glen Allen ... Majoring in leadership.



John Cook
 LB • 6-0 • 210 • R-So.
 Manassas, Va./Charles J. Colgan

2022: Did not play.

2021: Redshirted ... Played in the final four games on the kickoff return team ... Returned two kickoffs for 27 yards with a long of 15 in the Myrtle Beach Bowl against Tulsa.

PERSONAL: Majoring in business management.



Meet the Monarchs



Obie Sanni
 RB • 5-9 • 194 • R-So.
 Aurora, Colo./Smoky Hill

21

2022: CSC Academic All-District ... Appeared in eight games at running back ... Had 18 carries for 61 yards ... Had eight carries for 18 yards against Arkansas State ... Carried four times for a career-high 27 yards at Coastal Carolina.

2021: Redshirted ... Appeared in one game at running back ... Carried six times for 23 yards against Hampton.

HIGH SCHOOL: A two-time Metro 10 Conference Player of the Year ... Earned Colorado Class 5A All-State accolades at running back ... Rushed 172 times for 1,603 yards and 29 touchdowns as a senior ... Totaled 4,004 yards and 49 touchdowns in his career ... Led Smoky Hill to an 11-1 record and to the second round of the Colorado State playoffs.

PERSONAL: Son of Adebayo and Shikrat Sanni ... Favorite movie is the Lion King ... Favorite TV Show is Stranger Things ... He was born in Nigeria ... Majoring in psychology.

OBIE SANNI CAREER RUSHING STATS

Year	Games	Att.	Yards	TD's	Long	Avg.
2021	1	6	23	0	5	3.8
2022	8	18	61	0	11	3.4
TOTAL	9	24	84	0	11	3.5



Keshawn Wicks
 RB • 6-1 • 193 • R-Jr.
 Moncks Corner, S.C./Berkeley

22

2022: Played in all 12 games and made his first career start against Arkansas State ... Had 32 attempts for 125 yards and one touchdown ... Caught 13 passes for 72 yards ... Carried five times for 14 yards in the season-opener against VT ... Recorded a career-high nine carries for 36 yards and a TD in the win over Arkansas State.

2021: Appeared in six games at running back ... Had 17 carries for 55 yards and caught three passes for 38 yards ... Carried eight times for 33 yards and caught three passes for 38 yards in the win over Hampton.

2019: Redshirted.

HIGH SCHOOL: A two-star recruit by 247 Sports ... Rushed for 1,931 yards and 24 touchdowns as a senior ... Totaled 2,133 yards and 15 touchdowns as a junior ... Earned first-team All-Conference as a junior.

PERSONAL: Son of Darius and Tiki Caldwell ... His cousin, Bradley Roby, plays in the NFL for the New Orleans Saints ... Favorite TV Show is Family Guy ... Was born in Germany ... Majoring in mechanical engineering technology.

KESHAWN WICKS CAREER RUSHING STATS

Year	Games	Att.	Yards	TD's	Long	Avg.
2021	7	17	55	0	11	3.2
2022	12	32	125	1	15	3.9
TOTAL	19	49	180	1	15	3.7

KESHAWN WICKS CAREER RECEIVING STATS

Year	Games	Rec.	Yards	TD's	Long	Avg.
2021	6	3	38	0	19	12.7
2022	12	13	72	0	21	5.5
TOTAL	18	16	110	0	21	6.8



Meet the Monarchs



JeCareon Lathan
 CB • 6-1 • 181 • R-So.
 Minden, La./Minden/Trinity Valley

23

2022: Redshirted ... Played in the first four games before suffering an injury ... Made three tackles on the year.

HIGH SCHOOL/JUCO: A long, physical athlete with excellent ball skills ... Registered 40 tackles, three pass breakups, one tackle for loss and blocked a kick at Trinity Valley ... As a senior at Minden High School, scored 11 touchdowns and notched three interceptions on defense ... As a junior, recorded seven interceptions ... A two-time first-team all-district honoree at cornerback ... Played for coach Brad Smiley at Trinity Valley Community College.

PERSONAL: Son of Shelanda White and Willie Lathan ... Two brothers, JeMarcus and JaCory, and two sisters, Ebone and Treasure ... Majoring in mechanical engineering.

JECAREON LATHAN CAREER STATS

Year	Games	UT	AT	TOTAL TFL	Sacks	INT	FF	FR	PBU
2022	4	2	1	3	0.0	0	0	0	0
TOTAL	4	2	1	3	0.0	0	0	0	0



EJ Green
 LB • 6-1 • 218 • R-Jr.
 Williamsburg, Va./Lafayette

24

2022: Appeared in all 12 games at linebacker and on special teams ... Totaled 20 tackles and a tackle for loss ... Notched a career-high five tackles in the finale at South Alabama.

2021: Played in 13 games at linebacker and on special teams ... Registered 17 tackles and one QB hurry ... Had season-high four tackles in the win at FIU.

PERSONAL: Majoring in leadership ... A former walk-on, earned a scholarship in the fall of 2022.

EJ GREEN CAREER STATS

Year	Games	UT	AT	TOTAL TFL	Sacks	INT	FF	FR	PBU
2021	13	8	9	17	0.0	0	0	0	0
2022	12	8	12	20	0.0	0	0	0	0
TOTAL	25	16	21	37	0.0	0	0	0	0



Tariq Sims
 RB • 5-9 • 183 • R-So.
 Leesburg, Va./Loudoun County

26

2022: Played in nine games at running back ... Had 19 carries for 44 yards ... Caught four passes for 16 yards ... Carried five times for 17 yards at Virginia ... Had three attempts for 14 yards against JMU.

2021: Redshirted ... Did not play.

HIGH SCHOOL: A three-star recruit by 247 Sports... Ranked as No. 63 recruit from the state of Virginia ... Three-time all-district honoree and all-region as a senior at running back ... Helped lead Loudoun County to the second round of the playoffs as a junior.

PERSONAL: Son of Reynaldo Santos and Janet Sims ... Full name is Tariq Anthony Sims ... Four brothers, Kevin Santos, Rey Santos, Tyrel Ashton and Tevion Cosentine ... Favorite movie is Creed II ... Favorite actor is Kevin Hart ... Majoring in business management.

TARIQ SIMS CAREER RUSHING STATS

Year	Games	Att.	Yards	TD's	Long	Avg.
2022	9	19	44	0	9	2.3
TOTAL	9	19	44	0	9	2.3

Meet the Monarchs



Corey Chapman

S • 5-11 • 181 • R-So.
Chesapeake, Va./Hickory

28

2022: Did not play ... Suffered a season-ending injury during fall camp.

2021: Redshirted ... Played in three games ... Recorded one special teams tackle.

HIGH SCHOOL: Played in the Blue-Grey All-American Game.

PERSONAL: Son of Keith and Davida Chapman ... One brother, Keith Jr., and one sister, Kennedy ... Majoring in criminal justice ... A member of the Student Government Association.

COREY CHAPMAN CAREER STATS

Year	Games	UT	AT	TOTAL Sacks	TFL	INT	FF	FR	PBU
2021	3	1	0	0	0.0	0	0	0	0
2022	0	0	0	0	0.0	0	0	0	0
TOTAL	3	1	0	0	0.0	0	0	0	0



Alex Jreige

RB • 5-9 • 195 • R-Fr.
Vienna, Va./James Madison HS

32

2022: Redshirted ... Did not play.

HIGH SCHOOL: Earned first-team all-state and all-metro as a senior ... Rushed for 1700 yards and 30 touchdowns as a senior ... Helped James Madison to a state championship in baseball.

PERSONAL: Full name is Alex Michael Jreige ... Son of Michael and Lorie Jriege ... Majoring in sport management.



Markus Knight

S • 6-0 • 182 • R-So.
Tallahassee, Fla./Lincoln/Independence CC

29

2022: Redshirted ... Played in three games ... Registered one tackle.

2021 (Independence CC): Played in nine games and recorded 17 tackles ... Registered six pass breakups.

PERSONAL: Son of Mark and Von Knight ... One sister, Megan ... Majoring in leadership

MARKUS KNIGHT CAREER STATS

Year	Games	UT	AT	TOTAL Sacks	TFL	INT	FF	FR	PBU
2022	3	0	1	1	0	0	0	0	0
TOTAL	3	0	1	1	0	0	0	0	0



Jahleel Culbreath

DE • 6-2 • 222 • R-Fr.
Virginia Beach, Va./Ocean Lakes

34

2022: Redshirted ... Played in the final four games of the season, registering five tackles ... Recorded a season-high three tackles in the season finale at South Alabama.

Personal: Major is cybersecurity.

JAHLEEL CULBREATH CAREER STATS

Year	Games	UT	AT	TOTAL Sacks	TFL	INT	FF	FR	PBU
2022	4	2	3	5	0.0	0	0	0	0
TOTAL	4	2	3	5	0.0	0	0	0	0



Meet the Monarchs



Jason Henderson

LB • 6-1 • 225 • Jr.
Dingmans Ferry, Pa./Delaware Valley HS

42

2022: Second-team All-America (FWAA, USA Today, Fox Sports, USA Today), third-team All-American by the Associated Press ... First-team All-Sun Belt ... Touchdown Club of Richmond Linebacker of the Year ... Led the country with 186 tackles on the year, 39 more than the No. 2 tackler in the country ... Also led the country with 15.5 tackles per game ... Finished seven tackles shy of the FBS record for tackles in a season (Lawrence Flugence, Texas Tech, 2002) ... Broke the ODU and Sun Belt Conference single-season records for tackles ... Registered 11 double-digit tackle games ... The only player in FBS to have multiple 20+ tackle games ... Led ODU with 10 tackles for loss ... Added three pass breakups, a sack and blocked a kick ... Notched 18 tackles and 1.5 tackles for loss and half a sack in ODU's season-opening win over Virginia Tech. Named Sun Belt Conference Defensive Player of the Week ... Added 14 tackles, a tackle for loss and half a sack at ECU ... Recorded 12 tackles and a TFL at Virginia ... Recorded the first 20-tackle game in ODU history, notching a school record 21 tackles and half a TFL in the win over Arkansas State ... Totaled 15 stops and a tackle for loss against Liberty ... Had 10 tackles and a TFL in the win at Coastal Carolina ... Recorded a school record 22 tackles and a tackle for loss against Georgia Southern ... Notched 17 tackles and 1.5 tackles for loss at Georgia State ... Delivered 19 tackles and two tackles for loss against Marshall ... Had 18 tackles in the home finale against James Madison ... Recorded two tackles at App State after leaving the game in the first quarter with an injury ... Came back with 18 tackles in the season finale at South Alabama.

2021: Conference USA All-Freshman Team ... PFF College Football True Freshman All-American ... Finished tied for third on the team with 80 tackles ... Recorded four double-digit tackle games ... Led the team in tackles three times ... Registered four tackles for loss, one sack, two forced fumble and a fumble recovery ... In his first career game, recorded seven tackles in the win over Hampton ... Led the team and recorded his first career double-digit tackle game at UTEP ... Notched eight tackles at Marshall ... Notched 12 tackles in the win over FAU and was named C-USA Defensive Player of the Week. Also blocked an extra point that was returned for two points ... Had 10 tackles, including the game-clinching forced fumble that was recovered by ODU in the win at Middle Tennessee ... Totaled a career-best 13 tackles in the Myrtle Beach Bowl against Tulsa.

HIGH SCHOOL: A three-star recruit by 247 Sports ... Set a school record with 529 tackles in his four-year career at Delaware Valley High School ... Notched a career-high 162 tackles as a junior ... Also had five sacks and an interception ... Recorded 140 tackles and seven sacks as a sophomore ... Had 102 tackles as a senior in seven games ... Had 80 carries for 762 yards and 10 touchdowns as a senior ... Ranked as the No. 24 recruit in Pennsylvania and the No. 60 outside linebacker in the country ... Two-time Scranton Times Defensive Player of the Year ... Twice earned all-league, region and Class 6A all-state accolades ... Named Pennsylvania All-State at linebacker across all classifications ... Rushed for 250 yards and six touchdowns and caught 21 passes for 345 yards and five touchdowns as a junior ... Placed fifth in the PIAA State Wrestling Championships at 195 pounds as a junior.

PERSONAL: Son of Bill and Melissa Henderson ... Full name is William Jason Henderson ... One sister, Karae ... Favorite food is sushi ... Favorite snack is pickles ... Favorite NFL Team is the Philadelphia Eagles ... Majoring in exercise science and physical education.

JASON HENDERSON CAREER STATS

Year	Games	UT	AT	TOTAL TFL	Sacks	INT	FF	FR	PBU	
2021	12	35	43	78	4-9	1-2	0	2	1	0
2022	12	58	128	186	10-24	1-7	0	0	0	3
TOTAL	24	94	172	264	14-33	2-9	0	2	1	3



Kris Trinidad

DE • 6-5 • 246 • R-So.
Richmond, Va./Lloyd C. Bird

43

2022: Played in all 12 games, starting three at defensive end ... Registered 21 tackles, 3.5 sacks and four tackles for loss ... Had four tackles and his first career sack in the win over Arkansas State ... Recorded four tackles and a sack at Georgia State ... Had a season-high five tackles and a sack against Marshall.

HIGH SCHOOL: Recorded 38 tackles, 5.5 sacks and two fumble recoveries as a junior ... Won the Lloyd C. Bird Dutchman Award ... Also played basketball for Lloyd C. Bird.

PERSONAL: Son of Latoya Trusell ... Full name is Kristopher Eliseo Trinidad ... Two brothers, Naseric Copeland and Jaden Isacc, and two sisters, Novel West and Kendel Trinidad ... Major is undecided ... Favorite movie is the Shawshank Redemption ... Favorite food is ox tails.

KRIS TRINIDAD CAREER STATS

Year	Games	UT	AT	TOTAL TFL	Sacks	INT	FF	FR	PBU
2022	12	8	13	21	4-20	3.5-20	0	0	0
TOTAL	12	8	13	21	4-20	3.5-20	0	0	0



Meet the Monarchs



Koa Naotala

LB • 5-11 • 223 • R-Fr.
Newport News, Va./Woodside

47

2022: Redshirted ... Played in one game, on special teams at Appalachian State.

Personal: Majoring in leadership.



Nicholas Malley

DE • 6-2 • 230 • R-Fr.
Newport News, Va./Woodside

50

2022: Redshirted.

HIGH SCHOOL: Earned all-conference honors as a senior.

PERSONAL: Full name is Nicholas Xavier Malley ... Son of Robin and Angela Malley ... Two sisters, Mikayla and Danielle ... Majoring in cybersecurity.



Maarten Woudsma

OL • 6-5 • 280 • R-Fr.
Amersfoort, Netherlands/Oscar Smith (Va.)

55

2022: Redshirted ... Played in four games ... Played 15 offensive snaps as a blocking tight end and on the field goal/extra point team.

HIGH SCHOOL: A three-star recruit by 247Sports ... Ranked as the No. 46 recruit in Virginia and ranked No. 128 among interior offensive lineman ... Ranked No. 16 in the Virginian-Pilot's preseason Hampton Roads Top-50 ... A three-time all-state honoree at center ... Helped lead Oscar Smith to a pair of state championships, including back-to-back as a junior and senior and three district and region championships ... Played for coach Chris Scott at Oscar Smith.

PERSONAL: Son of Peter and Reina Woudsma ... Full name is Maarten (pronounced Martin) Wieger Woudsma ... Two sisters, Laura and Rianne ... Graduated with honors and a 4.7 GPA ... Is an International Baccalaureate student ... Majoring in exercise science.



Jaylon White-McClain

DE • 6-4 • 257 • R-Fr.
Virginia Beach, Va./Kempville

56

2022: Redshirted ... Played in three games, starting one at defensive end ... Recorded six tackles and a tackle for loss ... Recorded three tackles against Georgia State ... Had two tackles and a tackle for loss at App State.

HIGH SCHOOL: A two-star recruit by 247Sports ... Ranked as the No. 54 recruit in Virginia ... Ranked No. 17 in the Virginian-Pilot's preseason Hampton Roads Top-50 ... First-Team All-Region Offensive Line & Defensive End ... Finished senior season with 54 tackles, 19 tackles for loss, 14 sacks, two blocked kicks and one fumble recovery ... gave up zero sacks in eight games rotating at left tackle in 2021 (209 drop-back pass attempts) ... First-Team All-Beach District ... Played for coach Daryl Cherry at Kempville.

PERSONAL: Son of Christopher and Sharnece ... One sister, Alaya ... Majoring in biology.

JAYLON WHITE-McCLAIN CAREER STATS

Year	Games	UT	AT	TOTAL Sacks	TFL	INT	FF	FR	PBU
2022	3	3	3	6	1-2	0	0	0	0
TOTAL	3	3	3	6	1-2	0	0	0	0



Ryan Harvey

LS • 5-11 • 210 • R-Jr.
Ashburn, Va./Stone Bridge/Towson

57

2022: Did not play.

HIGH SCHOOL: A four-star Kohl's long snapper.

PERSONAL: Son of Steven and Dawn Harvey ... Two brothers, Sean and Ian ... Majoring in communication studies: lifespan ... Enjoys photography and videography ... Both of his parents, Steven and Dawn, attended Old Dominion.

Meet the Monarchs



Stephon Dubose-Bourne

OL • 6-4 • 310 • R-So.
Chesapeake, Va./Indian River

58

2022: Appeared in five games, starting at left guard against Marshall.

2021: Played in three games on the year ... Saw action at guard against Hampton and on the extra point/field goal team against Wake Forest, Hampton and Liberty.

HIGH SCHOOL: A three-star recruit by 247 Sports ... Ranked as the No. 22 recruit in Hampton Roads and No. 48 ranked recruit in Virginia by ESPN ... Named a first-team All-757 Junior at offensive line ... Earned first-team All-Region honors ... Helped Indian River to a district championship ... Played center, guard and tackle in high school ... Won the region championship in the shot put and came in third at the state meet.

PERSONAL: Son of Shawn Bourne and Yolonda Dubose ... Has two sisters, Jazz Dubose and Desiree Dubose ... Favorite music artist is Rod Wave ... Favorite snack is oatmeal cream pies ... Is a good cook ... Favorite movie is *Straight Outta Compton* ... Majoring in business.



Xavier Black

OL • 6-4 • 290 • R-Jr.
Fishersville, Va./Wilson Memorial

63

2022: Started all 12 games at center ... A former walk-on, was awarded a scholarship in the locker room after the win over Arkansas State ... ODU's nominee for the Burlsworth Trophy, given to the top player in FBS that began his career as a walk-on ... Helped lead the way for Blake Watson to break the ODU single-game record with 259 yards and three touchdowns at Coastal Carolina.

2021: Appeared in 10 games ... Played on the offensive line in the wins over Hampton and FIU ... Was on the extra point/field goal unit.

2019: Redshirted.

HIGH SCHOOL: A four-year starter and team captain ... A three-time all-region and all-district honoree.

PERSONAL: Son of Brian Black and Michelle Williams ... One brother, Isaiah Black, and one sister, Gabriella Johnson ... Majoring in ocean and earth science ... Earned Dean's List honors in the spring semester ... His mother, Michelle Williams, played volleyball at Rider ... Favorite movie is *American Sniper* ... Favorite TV Show is *Friday Night Lights* ... Favorite snack is beef jerky ... He loves the outdoors ... Favorite actor is Adam Sandler.



Chris Adams

OL • 6-6 • 280 • R-So.
Hagerstown, Md./South Hagerstown

65

2022: Played in two games, making one start before a season-ending injury ... Started his first career game at right tackle against Virginia.

2021: Redshirted ... Did not play.

HIGH SCHOOL: A three-star recruit by 247 Sports ... Ranked as No. 37 recruit from the state of Maryland ... Earned first-team All-County honors on the offensive and defensive line ... Helped lead South Hagerstown to the second round of the state playoffs as a junior.

PERSONAL: Favorite musical artist is Stevie Wonder ... Favorite movie is *Menace II Society* ... Favorite snack is noodles.



Caleb Gosney

OL • 6-3 • 285 • R-So.
Richmond, Va./Varina

68

2022: Did not play.

2021: Redshirted ... Did not play.

PERSONAL: Favorite movie is *Step Brothers* ... Favorite TV Show is *Tiger King* ... Is an avid fisherman ... Majoring in exercise science.

Meet the Monarchs



Drew Pascoe

OL • 6-3 • 275 • R-So.
Clifton, Va./Centreville

2022: Did not play.

2021: Redshirted ... Did not play.

PERSONAL: Favorite movie is White Chicks ... Favorite musician is Johnny Cash ... Favorite food is a fried chicken sandwich ... Majoring in business maritime and supply chain management.



Skyler Grant

OL • 6-3 • 290 • R-So.
Fredericksburg, Va./Riverbend

2022: Did not play.

2021: Redshirted ... Played in two games ... Saw action as an extra tight end against Charlotte and in the Myrtle Beach Bowl against Tulsa.

HIGH SCHOOL: Earned first-team All-District and All-Area honors at offensive and defensive line ... Named Lineman of the Year ... U.S. National Team Alumni.

PERSONAL: Son of Lenord and Sonja Grant ... Full name is Skyler Lenord Grant ... Favorite movie is Toy Story ... Favorite food is chicken tenders and loves fruit snacks ... Favorite TV Show is *Stranger Things* ... Majoring in communication studies: lifespan.



Santana Saunders

OL • 6-5 • 296 • Jr.
Marlboro, Md./Charles Herbert Flowers

2022: Played in 11 games, making one start ... Started the season finale at South Alabama at right tackle.

2021: Conference USA All-Freshman Team ... Appeared in 11 games, making three starts at left tackle ... Started at left tackle against Hampton and helped ODU break the single-game rushing yards record with 358 against the Pirates.

HIGH SCHOOL: Three-star recruit ... Led Charles Herbert Flowers High School to third round of the Maryland State playoffs ... Earned first-team All-County accolades ... Played in the Blue-Grey All-American Bowl.

PERSONAL: Son of Raphael Saunders and Kim Watson ... Four brothers, Tryon Watson, Raphael Saunders, Kurhan Saunders and Jordan Howard, and one sister, Kayaah Howard ... Was the shortest person in his class until he hit a growth spurt in eighth grade ... Favorite TV Show is Drake N' Josh ... Favorite food is brisket ... Favorite snack is an oatmeal shake ... Majoring in criminal justice.



Alex Gutierrez

DL • 6-3 • 263 • R-Fr.
Ashburn, Va./Briar Woods

2022: Redshirted ... Did not play.

PERSONAL: Full name is Steven Alexander Gutierrez ... Son of Carolina Gutierrez ... Major is business management.



Meet the Monarchs



Mason Howard

OL • 6-7 • 280 • R-Fr.
Moseley, Va./Cosby

2022: Redshirted ... Did not play.

HIGH SCHOOL: Three-year varsity basketball player ... A two-year starter in football ... Played for coach Peter Mutascio at Cosby.

PERSONAL: Son of Benson and Tricia Howard ... One sister, Lauren ... Majoring in exercise science.



Elijah Hoskin

OL • 6-3 • 291 • R-So.
Culpeper, Va./Eastern View

2022: Did not play.

2021: Redshirted ... Did not play.

Personal: Majoring in criminal justice.



Leroy Thomas

OL • 6-3 • 290 • R-Sr.
Stafford, Va./Colonial Forge

2022: Played in all 12 games, starting 11 at right guard ... Helped lead the way for Blake Watson to break the ODU single-game record with 259 yards and three touchdowns at Coastal Carolina.

2021: Started all 13 games at right guard ... A former walk-on, earned a scholarship during fall camp ... ODU's nominee for the Burlsworth Trophy, given to the top player in FBS that began his career as a walk-on ... Played the most snaps by an ODU offensive player, taking part in 1,060 plays ... Helped lead the way for Blake Watson to become the second player in ODU history to rush for 1,000 yards in a season ... ODU ranked fifth in C-USA with 158.3 rush yards per game ... Helped ODU set the single-game record for rushing yards with 358 in the win over Hampton.

2019: Did not play.

2018: Redshirted.

HIGH SCHOOL: Earned all-district honors ... Helped squad to district and regional championship.

PERSONAL: Son of Leroy Sr. and Mavis Thomas ... Two brothers, Derik and Erik ... Favorite movie is I am Legend ... Favorite musician is J. Cole ... Favorite snack is skittles ... Favorite actor is Will Smith ... Majoring in psychology and pursuing his master's degree in public health.



Isaiah Smith

WR • 6-4 • 212 • R-Fr.
Hampton, Va./Bethel/Myrtle Beach Prep

2022: Redshirted ... Did not play.

HIGH SCHOOL: Two-time all-state wide receiver at Bethel ... Recorded 930 all-purpose yards and scored 11 touchdowns as a senior.

PERSONAL: Son of David and Lacey Smith ... One brother, Caleb ... Majoring in business management.



Curtis Nixon II

TE • 6-5 • 236 • R-So.
Waldorf, Md./Maret School

2022: Did not play.

2021: Redshirted ... Did not play.

HIGH SCHOOL: A three-star recruit by 247 Sports ... Ranked as No. 9 recruit in Washington, D.C. ... Helped the Maret School to the 2019 DCSAA Football Class A State Championship ... His junior year had eight touchdown receptions and an interception returned for a touchdown ... Played baseball and basketball in high school.

PERSONAL: Son of Curtis and Mylia Nixon ... Full name is Curtis Eugene Nixon II ... One sister, Monet ... Majoring in communication studies: lifespan.



Meet the Monarchs



Ethan Sanchez

K • 5-9 • 103 • So.
Dallas, Ga./North Paulding

92

2022: Played in 11 games as the kicker for field goals and extra points ... A perfect 28-for-28 on extra points and 10-for-13 on field goal attempts ... Led the team in scoring with 58 points ... Went 2-for-2 on field goal attempts from 29 and 20 yards in the season-opening win over Virginia Tech ... Made a 34-yarder against Liberty ... Connected on 3-of-5 field goal attempts against Georgia Southern, including a season-long 44-yarder ... Made a 40-yarder at Georgia State ... Kicked a 29-yard field goal against JMU ... 2-for-2 from 33 and 18 yards in the season finale at South Alabama.

HIGH SCHOOL: Was 32-for-32 on extra points as a senior at North Paulding High School ... As well as a long field goal of 47 yards ... Selected to play in the 2022 Polynesian Bowl ... Selected to first-team all-county and first-team all-region ... The No. 2 ranked kicker in the country and ranked a six-star kicking prospect by Chris Sailer Kicking ... Played for coach Don Stark at North Paulding.

PERSONAL: Son of Jose and Aly Sanchez ... Two brothers, Jonathan and Nathaniel ... Majoring in biology.

ETHAN SANCHEZ CAREER STATS

Year	Games	PAT	FG	Long	TB
2022	11	28-28	10-13	44	0
TOTAL	11	28-28	10-13	44	0



Ethan Duane

P • 6-1 • 215 • Jr.
Melbourne, Australia

95

2022: Honorable Mention Sun-Belt ... Appeared in all 12 games at punter ... Set a program record with 67 punts ... Ranked sixth in the Sun Belt with a 42.9 yard per punt average ... Led the SBC with 28 punts downed inside the 20 ... Tied for third in the conference with 12 punts of 50+ yards ... Had just three touchbacks on the year ... Longest punt of the year was a 59-yarder done multiple times.

2021: Played all 13 games at punter ... Punted 58 times for a 39.7-yard average ... Had 13 punts downed inside the 20 and eight punts of longer than 50 yards ... Longest punt of the year was a 60-yarder ... First game at Wake Forest was his first-ever football game he played in.

HIGH SCHOOL: Ranked No. 2 among international punters by ProKicker.com ... His average hang time of 4.58 is the best among international punters.

PERSONAL: Son of Scott and Kirsten Duane ... Three sisters, Piper, Remy and Maya ... Majoring in psychology.

ETHAN DUANE CAREER PUNTING STATS

Year	No.	Avg.	Long	TB	FC	i20	50+
2021	58	39.7	60	2	14	13	8
2022	67	42.9	59	3	22	28	12
TOTAL	125	41.6	60	5	36	41	20



Meet the Monarchs



Devin Brandt-Epps
 DT • 6-2 • 292 • Jr.
 Muskogee, Okla./Hilldale/NE Oklahoma A&M

2022: CSC Academic All-District ... Appeared in nine games, starting six on the defensive line ... Recorded 34 tackles, three sacks and 5.5 tackles for loss ... Had five tackles and a sack at ECU ... Notched five tackles and 1.5 sacks in the win over Arkansas State ... Recorded a career-high tying eight tackles against Marshall.

2021: Played in all 13 games, starting three on the defensive line ... Registered 31 tackles, five tackles for loss and a fumble recovery ... Had two tackles and a tackle for loss in the win over Hampton ... Had four tackles and a tackle for loss at Liberty ... Totaled four tackles and a tackle for loss in the win over Charlotte ... Notched a career-high eight tackles in the Myrtle Beach Bowl against Tulsa.

JUCO: Played in eight games at Northeastern Oklahoma A&M ... Finished fifth on the team with 30 tackles ... Led the team with 8.5 tackles for loss and had one sack.

PERSONAL: Son of Robert Epps and Madelyn Seals ... One brother, Reilly Seals, and one sister, Ava Seals ... Major is cybersecurity.

DEVIN BRANDT-EPPS CAREER STATS

Year	Games	UT	AT	TOTAL TFL	Sacks	INT	FF	FR	PBU
2021	13	10	21	31	5-10	0	0	1	0
2022	9	8	26	34	5.5-18	3-15	0	0	0
TOTAL	22	18	47	65	10.5-28	3-15	0	1	0



Christopher Spencer
 DE • 6-6 • 255 • R-Fr.
 Burgaw, N.C./Pender

2022: Redshirted ... Did not play.

HIGH SCHOOL: A two-star recruit by 247Sports ... Ranked as the No. 52 recruit in North Carolina ... First-Team All-Coastal Preps Defense... Selected to play in the NC vs. SC All-Star Game ... First-Team All-Conference ... Played for coach Tom Eanes at Pender.

PERSONAL: Son of Operaus McKnight and Velicia Everett-McKnight ... Two brothers, Emmanuel Everett and Operaus Jr., and two sisters, Jennifer McKnight and Dachanell McKnight ... Majoring in civil engineering technology.



Meet the Monarchs



Kadarius Calloway

RB • 6-0 • 210 • So.
Philadelphia, Miss./Philadelphia/East Mississippi

HIGH SCHOOL/JUCO: Rushed 75 times for 462 yards and two touchdowns in 2022 at EMCC ... Registered 990 all-purpose yards and three touchdowns ... Ranked as the No. 2 recruit in Mississippi and No. 98 ranked player in the country coming out of high school ... In his final two seasons at Philadelphia HS, recording 343 rushing yards and five touchdowns to go with 1,245 receiving yards and 15 touchdowns on 42 catches ... Named to the Alabama-Mississippi All-Star Classic roster as a senior ... Selected to the Under Armour All-America Game roster.

PERSONAL: Son of Charity Peebles ... One brother, KJ, and one sister, Karity ... Majoring in leadership.



Kelby Williams

WR • 6-2 • 178 • So.
Houston, Texas/Manvel/Trinity Valley

HIGH SCHOOL/JUCO: Caught 25 passes for 300 yards and two touchdowns at Trinity Valley in 2022 ... Earned All-District honors at Manvel.

PERSONAL: Son of Latorya Credit ... One brother, Jalen ... His cousin, Demun Mercer, played college football at Texas State and North Dakota, and cousin Jafus Gaines played at Texas State ... Favorite food is ribs ... Enjoys fruit snacks ... Can do a back flip ... Favorite team is the Houston Texans ... Majoring in business.



Colten Joseph

QB • 6-2 • 205 • Fr.
Newport Beach, Calif./Newport Harbor

HIGH SCHOOL: A three-star recruit by 247Sports ... Completed 209-of-344 for 4,150 yards, and a school record 41 touchdowns as a senior ... Also rushed for 508 yards and five touchdowns ... Helped lead Newport Harbor to an 8-5 record and berth in the quarterfinals of the state playoffs ... Earned first-team all-conference honors.

PERSONAL: Son of David and Christine Joseph ... One brother, Drayton, and one sister, Lindsey ... His father, David, holds the Raytown South High School single-season record for interceptions ... His brother Drayton, won the Los Angeles City Golf Tournament in June, 2023 ... Majoring in real estate business ... Favorite TV Show is Breaking Bad ... He was originally born in Atlanta, Georgia ... Favorite food is steak.



Rasheed Reason

CB • 5-10 • 175 • Jr.
Vallejo, Calif./Vallejo/Diablo Valley

HIGH SCHOOL/JUCO: A finalist for Times-Herald Athlete of the Year as a senior at Vallejo High School ... In his career at Vallejo, recorded 59 tackles, seven interceptions and four fumble recoveries ... Notched 32 tackles and four picks as a senior ... Rushed for 902 yards, 565 receiving yards and 17 touchdowns as a senior ... Recorded five tackles, a tackle for loss and one pass breakup this season at Diablo Valley College.

PERSONAL: Son of Eric Reason and Latisha Parker ... Full name is Rasheed Marion Reason ... Has three brothers, Tyrique, Kree and Parker ... Favorite TV show is Snowfall ... Favorite food is gumbo ... Loves to bowl ... Majoring in communications.



Jahlil Taylor

DT • 5-11 • 285 • Sr.
Pinehurst, Ga./Crisp County/North Carolina

2022 (UNC): Played in three games.

2021 (UNC): Appeared in 10 games as a reserve defensive lineman ... Blocked a field goal and added a hurry at Pittsburgh.

2020 (UNC): Appeared in 11 games and made three starts along the defensive line ... Registered 18 tackles, 2.5 tackles for loss and two hurries ... Equaled his career high with four tackles against both Virginia Tech and Virginia ... Had three tackles and one TFL against Wake Forest.

2019 (UNC): Appeared in 12 games and made four starts along the defensive line ... Recorded 11 tackles and one pass breakup for the season ... Had a season-high four tackles and started against Temple at the Military Bowl.

2018 (UNC): Appeared in two games along the defensive line before redshirting ... Posted three tackles, a TFL and a pressure ... Made two stops at ECU ... Added a TFL and a pressure versus Western Carolina.

HIGH SCHOOL: Rated the No. 107 player in Georgia and the No. 85 defensive tackle in the country by ESPN.com ... Led Crisp County to a region title and a spot in the second round of the Georgia AAA playoffs as a senior

PERSONAL: Son of Shea Daniels ... One brother, Jhi Shawn ... Earned his undergraduate degree from UNC and is earning his master's degree in leadership at ODU ... Favorite food is steak.



Jalen Butler

TE • 6-4 • 216 • So.
Chicago, Ill/Niles North/Trinity Valley

HIGH SCHOOL/JUCO: Caught 17 passes for 222 yards and two touchdowns in 2022 at Trinity Valley ... Earned All-Conference honors at Niles North in football and basketball ... Scored 1,000 career points in basketball.

PERSONAL: Son of Stanley Butler and Kisha Washington ... One brother, Avery, and three sisters, Kamiyah, Averianna and Arielle ... Majoring in finance.

Meet the Monarchs



Jordan Holmes

CB • 5-11 • 170 • Jr.
Muskogee, Okla./Hilldale/NE Oklahoma A&M

9

HIGH SCHOOL: A three-star recruit by 247sports ... As a junior, helped Cocoa to an 11-2 record and berth in the state championship game ... Notched 54 tackles, five pass breakups and a sack ... As a senior helped lead Cocoa to an 11-3 season and state championship ... Notched eight tackles and a pair of pass breakups in the title game.

PERSONAL: Son of Charles and Tiffany Holmes ... Full name is Xavier Jordan Holmes ... Major is undecided ... Favorite food is seafood ... Favorite movie is Friday After Next ... Favorite sports teams are the Kansas City Chiefs and Boston Celtics ... Favorite snack is a honeybun.



TJ Lott

WR • 5-11 • 160 • R-Fr.
Loxhatee, Fla./Inlet Grove Community

12

HIGH SCHOOL/JUCO: A three-star recruit by 247sports ... Recorded 35 tackles, two passes defended and recovered a fumble as a senior ... Caught 22 passes for 439 yards and five touchdowns.

PERSONAL: Son of Saneria Johnson ... A total of 16 brothers and sisters ... Favorite food is pulled pork ... Favorite movies are Water Boy and Friday ... Began playing football in ninth grade ... Majoring in sport management.



Jalen Satchell

DT • 6-1 • 307 • R-So.
Springdale, Md./The Avalon School/Temple

10

2022 (Temple): Opened the season as a starter on the defensive line ... recorded career high in tackles (4) along with a partial sack vs. Cincinnati ... played in all 12 games rotating in on the defensive line and totaled 14 tackles along with 1.5 TFL and a partial sack ... lettered.

2021 (Temple): Was a part of the 2021 recruiting class ... made his collegiate debut vs. UCF ... made first career collegiate start in the season finale vs. Navy ... redshirted.

HIGH SCHOOL: Three-year letterman at The Avalon School in Wheaton, Md., for head coach Tyree Spinner ... started at defensive end for three seasons ... recorded 3.5 sacks, four tackles for loss, and 34.5 tackles as a junior.

PERSONAL: Born in Bellport, New York. ... Son of Keisha Henderson and Jamell Satchell ... father served in the Marine Corps ... Three sisters Ayana, Bailey and Avery ... relative Bryan Johnson played collegiately at West Texas A&M and professionally (Buffalo Bills and New York Jets).



Grant Wilson

QB • 6-3 • 208 • Jr.
Arlington, Va./Yorktown/Fordham

13

2022 (Fordham): Completed 4-of-5 passes for 41 yards and two touchdowns this year at Fordham ... In two years at Fordham, completed 10-of-13 passes for 93 yards and two touchdowns.

HIGH SCHOOL: At Yorktown, he was a two-time District Offensive Player of the Year and two-time first-team All-Conference quarterback and Offensive Player of the Year ... As a senior, completed 179-of-264 passes for 2,632 yards and 24 TDs.

PERSONAL: Son of Brian and Shelley Wilson ... Two brothers, Alex and Henry, and one sister, Katie Grace ... Favorite musical artist is Taylor Swift ... Majoring in finance.



Myles Alston

WR • 6-1 • 180 • R-So.
Virginia Beach, Va./Ocean Lakes/Pittsburgh

11

2022 (Pitt): Played in seven games, serving on special teams and as a reserve wide receiver ... Named to the All-ACC Academic Football Team.

2021 (Pitt): Redshirted.

HIGH SCHOOL: Highly recruited receiver prospect who had nearly 20 offers ... Team did not have a 2020 fall season due to COVID-19 ... As a junior, had 17 receptions for 212 yards (12.5 avg.) and a touchdown and also had an interception return for a TD ... The *Virginian-Pilot* Hampton Roads Top 50 (No. 9) ... Rated one of Virginia's top 25 overall prospects by Rivals (No. 19), ESPN (No. 23) and 247Sports (No. 25) ... Played under Coach Joe Jones.

PERSONAL: Full name is Myles Nicolas Alston ... The son of Michael and Natasha Alston ... has three brothers ... A communication major.



MarShawn Ferguson

WR • 5-9 • 175 • Fr.
Princeton, N.J./DePaul Catholic

14

HIGH SCHOOL: A three-star recruit by 247Sports ... Caught 50 passes for 809 yards and 10 touchdowns as a senior ... Helped DePaul Catholic to a 9-3 record and berth in the state championship game as a senior.

PERSONAL: Full name is MarShawn Edward Ferguson Jr ... Son of MarShawn Ferguson and Rochelle Ragoonanan ... One sister, Jaylah Hill ... Majoring in sport management.

Meet the Monarchs



Monterio Smith
S • 6-3 • 197 • So.
Bessemer, Ala./Shades Valley/Hutchinson

JUCO/HIGH SCHOOL: Recorded 16 tackles in nine games at Hutchinson in 2022 ... Notched one interception.

PERSONAL: Full name is Monterio Juan Smith ... Son of Tyrius and Santasha Smith ... Two sisters, Keondria and Artizia ... Favorite TV shows are Peaky Blinders and Demon Slayer ... Favorite snack is skittles ... Began playing football in eighth grade ... Majoring in business management.



Reymello Murphy
WR • 6-0 • 185 • So.
Fremont, Calif./Santa Margarita/San Mateo

JUCO/HIGH SCHOOL: Recorded 17 catches for 297 yards and three touchdowns at San Mateo in 2022.



Lendon Redwine
QB • 6-4 • 225 • R-Sr.
Gate City, Va./Dobyns-Bennett/UVA Wise

2019-22 (UVA Wise): Ranks third in UVA Wise history with 430 career completions, 731 attempts, 4,455 yards and 34 touchdown passes ... His 2021 campaign was one of the best in school history, setting record for completions with 246, attempts with 416, fifth in yards with 2,819 and fourth with 24 touchdown passes ... In 2022, he completed 87 of 153 passes for 902 yards, three touchdowns and 10 interceptions.

HIGH SCHOOL: Helped Dobyns-Bennett to the 2017 Regional Championship and was the MVP of the TN/VA FCA All-Star Game ... A two-time 6A All-Region honoree.

PERSONAL: Son of David and Jodi Redwine ... One sister, Lindsey ... Earned his degree in UVA Wise in nursing ... Earning his master's degree at ODU in instructional design and technology.



Mario Thompson
LB • 5-11 • 200 • Fr.
Richmond, Va./Trinity Episcopal

HIGH SCHOOL: A three-star recruit by 247Sports ... Helped lead Trinity Episcopal to back-to-back state championships ... A two-time first-team All-State honoree ... Named VISAA Division I Player of the Year.

PERSONAL: Son of Mario and Lynquita Thompson ... Full name is Mario Deshawn Thompson Jr. ... Majoring in accounting ... Favorite food is fried chicken ... Favorite snack is a snickers.



Nolan Johnson
CB • 6-2 • 200 • R-Sr.
High Point, N.C./Southwest Guilford/Miami (Ohio)

2018-22 (ECU/Miami (Ohio): Played in 11 games, making three starts in his lone season at Miami (Ohio) in 2022 ... Had a season-high eight tackles versus Western Michigan ... Posted five tackles, 1.0 tackles for loss and a forced fumble versus UAB in the Bahamas Bowl ... Had three pass breakups on the year ... Played in 36 games with the Pirates, registering 74 tackles in his career ... Saw action in all 12 games during the 2021 campaign.

HIGH SCHOOL: A three-year starter and team captain at Southwest Guilford ... Coached by Eric Rainey ... Part of a Cowboys' program which earned a runner-up finish in the Piedmont Triad 3A Conference (5-1 record) and advanced to the second round of the NCHSAA 3A Playoffs ... Earned invitation to represent North Carolina in the prestigious Shrine Bowl and participated at the 2017 Nike Combine ... Lettered in track.

Meet the Monarchs



Jeremy Mack Jr.

S • 5-10 • 187 • Jr.
Clinton, Miss./Clinton/Colorado

2022 (Colorado): Finished fourth on the team with 46 tackles ... Recorded a season-high 11 tackles against USC and Utah.

JUCO/HIGH SCHOOL: Played one season at East Mississippi Community College in Scooba, Miss. ... Helped EMCC to a 9-1 record and an appearance in the MACCC Semifinals where the team lost by a single point ... Named first-team All-MACCC ... Finished his only season there with 40 tackles, including 22 solo and 2½ tackles for loss with one sack ... Added four interceptions for 66 yards, two pass breakups and one fumble recovery ... His four interceptions ranked fourth nationally in the junior college ranks ... Played four years of varsity football at Clinton under coach Judd Boswell ... In his career, he had 719 rushing yards and nine touchdowns on offense and 132 tackles, eight interceptions, nine pass breakups, three forced fumbles and six fumble recoveries ... As a senior, he helped Clinton to a 9-3 record playing running back and defensive back and was named all-state, all-region, all-metro and participated in the Mississippi vs. Alabama All-Star Game ... Finished the season with 64 tackles, 45 solo with four tackles for loss ... Added four interceptions for 136 yards, two pass breakups, a forced fumble and two fumble recoveries ... Had two receptions for 16 yards ... Junior season playing both running back and cornerback, he had 163 carries for 719 yards and nine touchdowns with two 100-yard rushing games ... Added three receptions for 48 yards and a touchdown ... Defensively, had 68 tackles, two for a loss with three interceptions, for pass breakups, one forced fumble and one fumble recovery ... Sophomore season he had one interception, three pass breakups, a forced fumble and three fumble recoveries ... Also played basketball at Clinton.

PERSONAL: Son of Lakatta Carey and Jeremy Mack Sr. ... Has one brother, Zeke, and four sisters, Elizabeth, Harper, Journee and Jewel ... Favorite movie is the Pursuit of Happyness ... Enjoys reading ... Favorite actor is Michael B. Jordan ... Favorite food is seafood ... Majoring in business.



Zion Frink

S • 6-0 • 169 • Fr.
Chesapeake, Va./Wake Forest HS (N.C.)

HIGH SCHOOL: Recorded 49 tackles, 12 pass breakups and an interception his senior season ... Helped team to a 10-3 record and conference championship ... Earned all-conference honors.

PERSONAL: Full name is Zion Mekhi Frink ... Son of Terry Frink and Malena Williams ... Three brothers, AJ, Zahmarie and Amir, and three sisters, Ajoa, Aubree and Aua ... Majoring in business management.



Devin Roche

RB • 5-7 • 156 • Fr.
Baltimore, Md./Dunbar

HIGH SCHOOL: A three-star recruit by 247Sports ... The No. 35 ranked recruit in Maryland ... Earned first-team All-Metro honors ... Rushed for 1,680 yards and 18 touchdowns as a senior ... Rushed for 5,284 yards and 59 touchdowns the last two seasons at Dunbar ... Helped lead Dunbar to back-to-back undefeated state championships ... Rushed for 69 yards and threw a 38-yard touchdown pass in the state championship game.

PERSONAL: Son of Tommy Roche and Kaya Lewis ... One brother, Dorian Talley ... Favorite TV show is SWAT ... Loves music and his pregame ritual is to put his headphones in and listen to music ... Major is undecided.



Anshon "Bubba" Camp

S • 5-10 • 174 • Fr.
Charlotte, N.C./Julius L. Chambers

HIGH SCHOOL: Helped lead Chambers to the 2021 North Carolina State Championship Game as a junior ... As a junior, completed 108-of-178 passes for 1,343 yards and 11 touchdowns ... Rushed for 293 yards and five touchdowns.

PERSONAL: Son of Anthony Cuthbertson and Christy Johnson ... Two brothers, Donta and Nashon ... Favorite snack is skittles ... Favorite food is hibachi ... Majoring in communication.



Ryan Ramey

CB • 5-9 • 176 • Fr.
Missouri City, Texas/Ridge Point

HIGH SCHOOL: Named to the Class 6 A Super Elite Team ... Earned first-team All-District and first-team Academic All-District ... Recorded 43 tackles, 12 pass breakups, two forced fumble and two blocked kicks as a senior ... Helped Ridge Point to a 10-3 record and advance to the third round of the state playoffs.

PERSONAL: Son of Ronald and Kendra Ramey ... One sister, Kayla ... Majoring in business.

Meet the Monarchs



BJ Lowery Jr.
 CB • 5-10 • 175 • Fr.
 Varina, Va./Life Christian Academy

HIGH SCHOOL: Earned first-team All-Metro accolades ... Selected to the Big River Rivalry All-Star Game ... Recorded 135 career tackles, 13 interceptions, six touchdowns and eight forced fumbles.

PERSONAL: Full name is Kenneth Jermaine Lowery II ... Son of Kenneth Sr. and Joi Lowery ... One sister, Alexa ... Majoring in chemistry.



Langston Williams
 CB • 5-10 • 172 • R-So.
 Aurora, Colo./Eaglecrest/Colorado State

2022 (Colorado State): Played in three games ... Recorded a tackle against Hawaii.

2021 (Colorado State): Appeared in final game of season vs. Nevada ... Redshirted.

HIGH SCHOOL: Played for coach Shawn Marsh at Eaglecrest ... Rated a three-star recruit by 247Sports composite ... A two-way player, he had 26 catches for 390 yards and three TDs, posting 44 tackles in his career with one interception and 10 passes defended ... Was All-League as a return specialist and second-team All-League on offense ... Earned All-State honors in track in the 400 meters ... Holds the school-record in the event (48.35) and in the long jump. (23-0.75).

PERSONAL: Son of Troy and Cici Williams ... Two brothers, Arthur Williams and step-brother, Daniel Rivera ... Majoring in health and exercise science.



Jamez Drummer
 LB • 6-1 • 225 • Jr.
 Sanford, Fla./Seminole/Hutchinson

JUCO/HIGH SCHOOL: Registered 84 tackles, four sacks, three fumble recoveries and an interception in his two years at Hutchinson.

PERSONAL: Son of James Drummer and Felicia Smith ... One brother, Quevan and one sister, Jalicia ... Major is undecided ... Favorite TV show is Snowfall ... Favorite actor is Eddie Murphy ... Began playing football when he was five.



Sayyid Stevens
 LB • 6-2 • 227 • R-Jr.
 Midway, Ga./Calvary Day School/Duke

2022 (Duke): Appeared in three games against Boston College, Wake Forest and UCF ... Tallied two tackles.

2021 (Duke): Saw action in all 12 games, making one start against Miami ... Compiled 12 tackles and one QB hurry.

2020 (Duke): Played in all 11 games ... Totaled six tackles, including three solo tackles ... Recorded three tackles in Duke's season finale at Florida State.

2019 (Duke): Played in the final four games of the season against Notre Dame, Syracuse, Wake Forest and Miami ... Recorded two tackles.

HIGH SCHOOL: Lettered four years at Calvary Day under coaches Mark Stroud and Rick Tomberlin ... A three-star prospect by ESPN.com and 247Sports.com ... Ranked as the No. 90 outside linebacker in the country by 247Sports.com ... The No. 133 defensive end nationally as ranked by ESPN.com ... As a junior and senior, picked up first team all-region and first team All-Savannah Morning News accolades ... Following senior campaign, selected to the Atlanta Journal Constitution Class A Private all-state team, Georgia Sports Writers Association Class A all-state first team, Recruit Georgia Class A Private all-state squad and ESPN Savannah All-Savannah Team ... As a senior, nominated for the Michael Finocchiaro Memorial Outstanding Football Player award, given to the best high school football player in Chatham County as selected by coaches and members of the media ... Totaled 69 tackles, 15.0 TFL, 6.0 sacks, an INT, two fumble recoveries and three caused fumbles as a senior ... After junior year, received all-area, all-region, all-county and all-state accolades ... As a senior, carded 82 tackles, 15.0 TFL, 8.0 sacks, one INT, four caused fumbles and a pair of fumble recoveries ... Named to the WJCL ABC 22 Big 22 Squad prior to senior season ... Finished junior year with 99 tackles, 32.0 TFL, 11.0 sacks, three caused fumbles and two fumble recoveries.

PERSONAL: Son of Lloyd and Stacy Stevens ... Earned his undergraduate degree from Duke in anthropology while minoring in religion ... Favorite movie is Belly ... Favorite actor is Jason Statham ... Loves sour patch kids ... Is an ordained minister ... Favorite band is Earth Wind and Fire.



Christian Garland
 LB • 6-2 • 215 • Fr.
 Summerville, S.C./Ashley Ridge

HIGH SCHOOL: Earned first-team All-County and All-Region honors ... Two-time Region Player of the Year ... Had a team best 118 tackles and five tackles for loss as a senior ... Selected to play in the High School Blitz All-Star Game.

PERSONAL: Son of Tony Garland and Yalicea Hollington ... One brother, Christopher, and one sister, Caitlin ... Majoring in sport management ... Favorite food is shrimp alfredo ... Favorite snack is salt and vinegar chips ... Favorite team is the Dallas Cowboys.

Meet the Monarchs



Ashton Whitner

S • 5-11 • 194 • R-Fr.
Greenville, S.C./Greenville/Georgia Southern

2022 (Georgia Southern): Redshirted ... Did not play ... Made the Dean's List in the fall for posting a GPA higher than 3.50.

HIGH SCHOOL: Played for Coach Greg Porter at Greenville ... Rated a three-star recruit by 247Sports who was ranked as the No. 119 safety in the country and the No. 39 player in the state of South Carolina ... Rated as the No. 119 safety in the country and No. 29 player in the Palmetto State by 247Sports Composite rankings ... Rated a three-star recruit by ESPN as the No. 98 safety in the country and the No. 30 player in the state of South Carolina ... Listed as the No. 128 safety in the country and the No. 28 player in South Carolina by On3 ... Ranked as the No. 128 safety in the country and the No. 28 player in the Palmetto State by On3 Consensus ... Had 59 tackles (47 solo), seven interceptions and two fumble recoveries his senior year ... Had 141 tackles (119 solo), 13 interceptions and two forced fumbles for his high school career ... A three-time all-region selection ... Nominated for the Shrine Bowl of the Carolinas 2021 roster.

PERSONAL: Full name is Reginald Ashton Whitner ... Son of Reggie Whitner and Ashley Harris ... Majoring in sport management ... Favorite snack is a hershey chocolate bar ... Favorite food is a hamburger ... Has three siblings: Tay, Raymone and Reagan.



Gideon Bedada

DE • 6-2 • 214 • Fr.
Calgary, Alberta, Canada/Clearwater Acad.

HIGH SCHOOL: A three-star recruit by 247Sports ... Recorded 56 tackles, 14.5 sacks and forced five fumbles as a senior at Clearwater Academy ... Helped Clearwater Academy to a 10-1 record this season and back-to-back state championships ... Notched 21 tackles, six tackles for loss and three sacks as a junior.

PERSONAL: Son of Fekadu Bedada and Solome Asfaw ... Two brothers, Ebenezer and Ezra ... Majoring in business management.



Brock Walters

LS • 6-0 • 214 • Fr.
Kailua Kona, Hawaii/Winter Park (Fla.)

HIGH SCHOOL: Ranked as the No. 13 long snapper in the country ... Earned a spot at the prestigious Rubio Top-12 Long Snapping Camp ... Named Special Teams Player of the Year ... Selected to play in the Florida North/South All-Star Game.

PERSONAL: Full name is Brock David Kamnela Walters ... Son of Brett and Kaili Walters ... Two brothers, Nico and Jace, and two sisters, Riley and Reese ... Majoring in engineering.



Michael Flores

OL • 6-3 • 295 • R-Sr.
Arlington, Texas/All Saints Episcopal/Dartmouth

2022 (Dartmouth): Started all 10 games at right guard ... Earned CSC All-District honors.

2021 (Dartmouth): Saw action in seven games as a reserve on the offensive line, primarily PATs and field goals.

2019 (Dartmouth): Did not play ... Redshirted.

HIGH SCHOOL: Captained football team to an 11-1 record and its second Southern Preparatory Conference title in a row as a senior ... academic all-state and second-team all-district along with classmate Cameron Baller ... good athlete who made all-district second team in basketball and also threw shot and discus on the track.

PERSONAL: Full name is Michael Gabriel Flores ... son of Charlie and Lisa Flores ... Three brothers, Jacob, Charlie and John Paul ... One sister, Lysette, who went to Harvard ... All three brothers played on the offensive line in college, two played at Dartmouth, offensive lineman John Paul Flores and former Dartmouth standout Jacob Flores, who spent time with the Green Bay Packers ... brother Charlie played at Columbia was a grad transfer at SMU in 2019 ... with his sister going to grad school at Harvard, all four siblings have Ivy League pedigrees ... Is the youngest of five children ... Enjoys playing golf ... Favorite snack are cashews ... Favorite food is buffalo wings ... Graduated with a Bachelor's of arts degree from Dartmouth.



Trenton Kintigh

DL • 6-1 • 265 • Fr.
North Port, Fla./Venice

HIGH SCHOOL: As a junior in 2021, helped lead Venice to a state championship, recording 85 tackles, eight tackles for loss and five sacks ... As a senior, played in nine games and registered 73 tackles and five tackles for loss.

PERSONAL: Son of Matt and Theresa Kintigh ... One brother, Colin, and one sister, Ashley ... Majoring in business.



Zach Dantzlerward

DL • 6-2 • 296 • Fr.
Purcellville, Va./Loudoun Valley

HIGH SCHOOL: Earned second-team All-Region and All-State honors ... Recorded 30 tackles and a sack as a senior ... Helped Loudoun Valley to a 6-5 record and a spot in the state playoffs ... Played in the Maryland-Virginia All-Star Game.

PERSONAL: Son of Walter and Tamra Dantzlerward ... The youngest of eight children, siblings, Alex, Chris, Aubrey, Kate, Nick, Claire and Tori, four of which attended an Ivy League school and one brother is in the Marines ... Majoring in sport management and kinesiology.

Meet the Monarchs



Caleb Bryant
 OL • 6-7 • 255 • Fr.
 Philadelphia, Pa./Camden (N.J.)

59

HIGH SCHOOL: Helped lead Camden to a 10-3 record and advance to the New Jersey state semifinals.

PERSONAL: Son of Abdul R. Beyah Bryant and Carolyn E. Connally-Bryant ... Four brothers, Naseem, Amir, Kamran and Khye, one sister, Amber, and a brother-in-law, Jeff ... Full name is Caleb Abdul Beyah-Bryant ... Majoring in cybersecurity and finance ... Favorite movie is Goodfellas ... Favorite foods are lamb chops, mac and cheese with yams and asparagus ... Enjoys music ... Began playing football his senior year of high school.



Connor Drake
 OL • 6-6 • 315 • Fr.
 Charlotte, N.C./Providence

73

HIGH SCHOOL: A three-time, first-team All-State selection ... Earned first-team All-Conference honors and earned All-Region accolades ... A two-time team captain ... Named Offensive Lineman of the Year.

PERSONAL: Son of Jason Drake and Kathleen Cishek ... Three brothers, Apollo Drake, Landon Drake and Ben Cishek ... Major is undecided ... Favorite TV show is The Sopranos ... Favorite snack is Cheez-its ... Enjoys reading.



Spencer Dow
 OL • 6-2 • 292 • Fr.
 Park Ridge, Ill./Maine South

60

HIGH SCHOOL: Helped Maine South to a 9-3 record and advance to the third round of the state playoffs as a senior ... As a junior helped lead Maine South to a state runner-up finish and to an undefeated state championship as a sophomore ... Four-time scholar-athlete ... Conference champion in the discus.

PERSONAL: Son of Craig and Mary Dow ... One brother, Cole and one sister, Ava ... Full name is Spencer Matthew Dow ... Majoring in psychology.



Chris Chernak
 OL • 6-8 • 316 • R-Sr.
 Brooklyn, N.Y./Abraham Lincoln/Grambling State

74

2018-22 (Stony Brook and Grambling State): Spent four years at Stony Brook before spending the 2022 season at Grambling State.

High School: Started every game as a senior at left tackle ... Was a MSG Varsity All-NYC First Team selection ... Led team to a 9-1 regular season and birth in NYC PSAL playoffs ... Team led the PSAL City division in rushing yardage.



Keanon McNally
 OL • 6-8 • 326 • R-Fr.
 Kearney, Mo./Kearney/Tulane

66

HIGH SCHOOL: Received a three-star rating from ESPN.com and 247Sports.com ... Rated as the 21st overall prospect in the state of Missouri regardless of position according to ESPN ... Credited with 28 pancake blocks in seven games during his senior season ... Earned Second Team All-State, First Team All-District and First Team All-Conference as a senior ... Also contributed as a member of the basketball team.

PERSONAL: Son of Michael and Breanna McNally ... Two sisters, Kennedy and Elliana ... Majoring in business.



Quan Dunbar
 TE • 6-6 • 260 • Fr.
 Belton, Mo./Shawnee Mission South (Kan.)

84

HIGH SCHOOL: A three-star recruit by 247sports ... Earned first-team All-State honors at tight end ... Named to the All-Simone Team, awarded to the most outstanding players in Greater Kansas City ... Named first-team All-Conference ... A finalist for the Otis Taylor Award given to the top player in Kansas City area ... Caught 54 passes for 829 yards and 12 touchdowns.

PERSONAL: Son of Tosha Curls ... One brother, Quantine Dunbar, and two sisters, Aubre Brown and Azaree Dunbar ... Favorite movie is Friday ... Began playing football his senior year of high school.

Meet the Monarchs



Trey Lancaster
TE • 6-4 • 230 • Sr.
Chesapeake, Va./Grassfield/CNU

HIGH SCHOOL: Earned all-conference honors at Grassfield High School.

PERSONAL: Son of John and Kerri Lancaster ... Majoring in mechanical engineering.



Nathaniel Eichner
K • 5-9 • 150 • So.
Trinity, Fla./East Lake/Alabama State

2022 (Alabama State): Was 5-for-8 on field goals with a long of 42 and 9-of-11 on extra points.


HIGH SCHOOL: Earned second-team All-County honors ... Was 23-for-23 on extra points and 8-of-11 on field goals with a long of 45.

PERSONAL: Son of Michael and Catherine Eichner ... Majoring in business management.



Ethan Presutty
WR • 6-1 • 192 • Fr.
Charlotte, N.C./Ardrey Kell

HIGH SCHOOL: Caught 33 passes for 450 yards and seven touchdowns as a senior ... Helped Ardrey Kell to an 8-3 record and berth in the North Carolina state playoffs.



Brandon Richards
LS • 6-0 • 235 • Jr.
Yorktown, Va./Tabb/Hampton

2020-22 (Hampton): Played in 22 games at long snapper at Hampton ... Recorded three tackles.

PERSONAL: Son of Brian and Natalia Richards ... One sister, Skyler Harris ... Earned his undergraduate degree in accounting at Hampton and taking classes towards his master's degree in business administration at ODU.



DeAndre Lynch
DL • 6-3 • 294 • Fr.
Rocky Mount, N.C./Rocky Mount

HIGH SCHOOL: Named Defensive MVP of the Shrine Bowl of the Carolinas All-Star Football game, recording five tackles and a sack ... A three-time All-Conference selection ... Conference Player of the Year.

PERSONAL: Son of Shannon Lynch ... Three brothers, Jaquan, Shabias and Sherrod ... Older brother Jaquan plays football at Barton College ... Major is undecided ... Favorite TV show is Family Guy ... Favorite music artist is Big Scarr ... His pregame ritual is reading ... Favorite food is wings.



Cole Daniels
DT • 6-0 • 296 • So.
Sumrall, Miss./Sumrall/Mississippi Gulf Coast

HIGH SCHOOL/JUCO: A three-star recruit by 247Sports out of high school ... Played in the Alabama-Mississippi All-Star Game ... As a senior, had 44 tackles, eight tackles for loss and two sacks ... Earned All-State honors ... Registered 226 tackles in high school ... Notched 44 tackles and a sack in 2022 at Mississippi Gulf Coast.

PERSONAL: Son of Percy Daniels and Tracy Brown ... One brother, Chancellor ... Majoring in leadership.

Meet the Monarchs

Offensive Heart of a Lion Award Winner

Javon Harvey



Ricky Rahne

Javon Harvey

Chad Snodgrass

Wide receiver Javon Harvey was named the winner of the Heart of a Lion during the spring game. The winner of the award is based on a point system that counts overall effort in the ODU off-season program during workouts, practice and various activities related to the program. A redshirt junior, Harvey is ODU's leading returning wide receiver and has been a standout gunner on the punt teams the last two seasons.

Meet the Monarchs

Defensive Heart of a Lion Award Winner

EJ Green



Ricky Rahne

Chad Snodgrass

EJ Green

Linebacker EJ Green was named the winner of the Heart of a Lion during the spring game. The winner of the award is based on a point system that counts overall effort in the ODU off-season program during workouts, practice and various activities related to the program. A redshirt junior, Green has been a stalwart special teamer the last two seasons and will compete for a starting spot on the defense this season.

SEASON REVIEW



2022 Statistics

Team Statistics	ODU	OPP	Rushing	GP	Att.	Yds.	Avg.	TD	LG	Avg./G
Scoring	234	319	Blake Watson	11	158	918	5.8	5	67	83.5
Points per game	19.5	26.6	Keshawn Wicks	12	32	125	3.9	1	15	10.4
Points Off Turnovers	48	33	Obie Sanni	8	18	61	3.4	0	11	7.6
First Downs	192	283	Tariq Sims	9	19	44	2.3	0	9	4.9
Rushing	55	130	D.J. Mack Jr.	5	5	33	6.6	1	20	6.6
Passing	120	126	Isiah Paige	12	2	16	8.0	0	11	1.3
Penalty	17	27	Brendon Clark	2	6	12	2.0	0	5	6.0
Rushing Yardage	1107	2380	Isaiah Spencer	12	2	7	3.5	0	6	0.6
Yards gained rushing	1412	2780	Marquez Bell	7	1	2	2.0	0	2	0.3
Yards lost rushing	305	400	Jordan Bly	11	1	-5	-5.0	0	0	-0.5
Rushing attempts	311	569	Javon Harvey	12	2	-6	-3.0	0	0	-0.5
Average per rush	3.6	4.2	Hayden Wolff	12	62	-80	-1.3	1	15	-6.7
Average per game	92.3	198.3	Total	12	311	1107	3.6	8	67	92.3
TDs Rushing	8	19	Opponents	12	569	2380	4.2	19	81	198.3
Passing Yardage	2966	2931	Passing	GP	Effic.	Comp-Att-Int.	Pct.	Yds.	TD LG Avg./G	
Comp-Att-Int	237-421-7	232-358-12	Hayden Wolff	12	127.3	234-413-6	56.7	2908	18 77 242.3	
Average per pass	7.0	8.2	Brendon Clark	2	77.7	2-4-1	50.0	37	0 21 18.5	
Average per catch	12.5	12.6	D.J. Mack Jr.	5	202.1	1-3-0	33.3	21	1 21 4.2	
Average per game	247.2	244.3	Total	12	127.0	237-421-7	56.3	2966	19 77 247.2	
TDs Passing	19	17	Opponents	12	142.5	232-358-12	64.8	2931	17 75 244.3	
Total offense	4073	5311	Receiving	GP	No.	Yds.	Avg.	TD	LG	Avg./G
Total plays	732	927	Ali Jennings	9	57	959	17.8	9	77	106.6
Average per play	5.6	5.7	Blake Watson	11	34	314	8.5	2	36	28.5
Average per game	339.4	442.6	Javon Harvey	12	30	558	18.6	4	61	46.5
Kick returns: #-Yards	25-494	26-525	Jordan Bly	11	22	225	10.2	0	32	20.5
Punt returns: #-Yards	15-120	18-55	Isaiah Spencer	12	18	172	9.6	1	22	14.3
Int returns: #-Yards	12-101	7-88	Isiah Paige	12	16	151	9.4	1	22	12.6
Kick return average	19.8	20.2	Ahmarian Granger	12	15	174	11.6	0	38	14.5
Punt return average	8.0	3.1	Keshawn Wicks	12	13	72	5.5	0	21	6.0
Int return average	8.4	12.6	Zack Kuntz	5	12	144	12.0	2	34	28.8
Fumbles-Lost	18-12	19-7	Marqeese Dietz	10	5	65	13.0	0	25	6.5
Penalties-Yards	81-730	74-645	Donta Anthony	11	4	20	5.0	0	9	1.8
Average per game	60.8	53.8	Tariq Sims	9	4	16	4.0	0	6	1.8
Punts-Yards	67-2876	45-1791	Marquez Bell	7	3	27	9.0	0	11	3.9
Average per punt	42.9	39.8	D.J. Mack Jr.	5	1	4	4.0	0	4	0.8
Net punt average	41.6	35.7	Levi Wentz	3	1	42	42.0	0	42	14.0
Kickoffs-Yards	50-3033	68-4177	Peter Kikwata	8	1	23	23.0	0	23	2.9
Average per kick	60.7	61.4	Obie Sanni	8	1	0	0.0	0	0	0.0
Net kick average	39.1	39.6	Total	12	237	2966	12.5	19	77	247.2
Time of possession / game	25:12	35:39	Opponents	12	232	2931	12.6	17	75	244.3
3rd-down conversion	47/160	77/187	Punt Returns	No.	Yds.	Avg.	TD	LG		
3rd-down pct	29%	41%	Isiah Paige	11	83	7.5	0	23		
4rd-down conversion	8/22	16/26	Tobias Harris	2	36	18.0	0	35		
4rd-down pct	36%	62%	Alonzo Ford Jr.	1	4	4.0	0	4		
Sacks by-Yards	32-212	35-218	Damion Charity	1	-3	-3.0	0	0		
Touchdowns scored	29	37	Total	15	120	8.0	0	35		
Field goals - attempts	10-13	20-26	Opponents	18	55	3.1	0	28		
On-Side kicks	0-0	0-0	Interceptions	No.	Yds.	Avg.	TD	LG		
Red-zone scores	(22-28) 79%	(35-47) 74%	Terry Jones	2	0	0.0	0	0		
Red-zone touchdowns	(14-28) 50%	(21-47) 45%	Tre Hawkins	2	0	0.0	0	0		
PAT-attempts	(28-28) 100%	(35-37) 95%	Tobias Harris	1	0	0.0	0	0		
2-point conversion-attempts	(1-1) 100%	(0-0) 0%	Deeve Harris	1	16	16.0	1	16		
Attendance	121390	153929	Ryan Henry	1	5	5.0	0	5		
Games / Avg per game	6/20232	6/25655	Steven Williams Jr.	1	16	16.0	0	16		
			R'Tarriun Johnson	1	30	30.0	0	30		
			LaMareon James	1	0	0.0	0	0		
			Robert Kennedy	1	24	24.0	0	24		
			Shawn Asbury	1	10	10.0	0	10		
			Total	12	101	8.4	1	30		
			Opponents	7	88	12.6	1	29		



Jordan Bly



Terry Jones

2022 Statistics

Kick Returns	No.	Yds.	Avg.	TD	LG
LaMareon James	20	425	21.3	0	38
Alec Solano	1	5	5.0	0	5
Marquez Bell	1	20	20.0	0	20
Colten Hicks	1	8	8.0	0	8
Obie Sanni	1	18	18.0	0	18
Ahmarian Granger	1	18	18.0	0	18
Total	25	494	19.8	0	38
Opponents	26	525	20.2	0	37

Fumble Returns	No.	Yds.	Avg.	TD	LG
Robert Kennedy	1	25	25.0	1	25
Shawn Asbury	1	10	10.0	0	10
Tre Hawkins	3	0	0.0	0	0
Tyre Bibby	1	0	0.0	0	0
Denzel Lowry	1	0	0.0	0	0
Total	7	35	5.0	1	25
Opponents	12	26	2.2	0	20

Field Goals	FG	Pct.	1-19	20-29	30-39	40-49	50-99	LG	BLK
Ethan Sanchez	10-13	76.9	1-1	3-5	4-4	2-3	0-0	44	0

FG Sequence	Old Dominion	Opponents
Virginia Tech	(29),(20)	(44)
East Carolina		(22),(32)
Virginia		(26),(30),36,(26)
Arkansas St.	48	(44)
Liberty	(34)	(49),19
Coastal Carolina		46
Ga. Southern	23,(44),24,(35),(33)	42
Georgia St.	(40)	38,(26)
Marshall		(33),(26),(30),(23),42
James Madison	(29)	(33),(21),(44)
App State		(27),(40)
South Alabama	(33),(18)	(23),(46)

Numbers in (parentheses) indicate field goal was made.

Punting	No.	Yds.	Avg.	LG	TB	FC	I20	50+	blk
Ethan Duane	67	2876	42.9	59	3	22	28	12	0
Total	67	2876	42.9	59	3	22	28	12	0
Opponents	45	1791	39.8	53	3	18	12	6	0

Kickoffs	No.	Yds.	Avg.	TB	OB Retn.	Net	Ydln
Dominik Soos	49	2988	61.0	22	0		
Ethan Duane	1	45	45.0	0	0		
Total	50	3033	60.7	22	0	26	39.1 25
Opponents	68	4177	61.4	30	1	25	39.6 25



Ethan Duane



LaMareon James

All Purpose	G	Rush	Rcv.	PR	KR	IR Total	Avg./G
Blake Watson	11	918	314	0	0	0	123.2
Ali Jennings	9	0	959	0	0	0	106.6
Javon Harvey	12	-6	558	0	0	0	46.0
LaMareon James	12	0	0	0	425	0	35.4
Isiah Paige	12	16	151	83	0	0	20.8
Jordan Bly	11	-5	225	0	0	0	20.0
Keshawn Wicks	12	125	72	0	0	0	16.4
Ahmarian Granger	12	0	174	0	18	0	16.0
Isaiah Spencer	12	7	172	0	0	0	14.9
Zack Kuntz	5	0	144	0	0	0	28.8
Obie Sanni	8	61	0	0	18	0	9.9
Marqeese Dietz	10	0	65	0	0	0	6.5
Tariq Sims	9	44	16	0	0	0	6.7
Marquez Bell	7	2	27	0	20	0	7.0
Levi Wentz	3	0	42	0	0	0	14.0
D.J. Mack Jr.	5	33	4	0	0	0	7.4
Tobias Harris	12	0	0	36	0	0	3.0
R'Tarriun Johnson	12	0	0	0	0	30	2.5
Robert Kennedy	11	0	0	0	0	24	2.2
Peter Kikwata	8	0	23	0	0	0	2.9
Donta Anthony	11	0	20	0	0	0	1.8
Steven Williams Jr.	9	0	0	0	0	16	1.8
Deeve Harris	10	0	0	0	0	16	1.6
Brendon Clark	2	12	0	0	0	0	6.0
Shawn Asbury	11	0	0	0	0	10	0.9
Colten Hicks	11	0	0	0	8	0	0.7
Ryan Henry	9	0	0	0	0	5	0.6
Alec Solano	12	0	0	0	5	0	0.4
Alonzo Ford Jr.	12	0	0	4	0	0	0.3
Damion Charity	8	0	0	-3	0	-3	-0.4
Hayden Wolff	12	-80	0	0	0	0	-6.7
Total	12	1107	2966	120	494	101	4788 399.0
Opponents	12	2380	2931	55	525	88	5979 498.3

Total Offense	G	Plays	Rush	Pass	Total	Avg./G
Hayden Wolff	12	475	-80	2908	2828	235.7
Blake Watson	11	158	918	0	918	83.5
Keshawn Wicks	12	32	125	0	125	10.4
Obie Sanni	8	18	61	0	61	7.6
D.J. Mack Jr.	5	8	33	21	54	10.8
Brendon Clark	2	10	12	37	49	24.5
Tariq Sims	9	19	44	0	44	4.9
Isiah Paige	12	2	16	0	16	1.3
Isaiah Spencer	12	2	7	0	7	0.6
Marquez Bell	7	1	2	0	2	0.3
Jordan Bly	11	1	-5	0	-5	-0.5
Javon Harvey	12	2	-6	0	-6	-0.5
Total	12	732	1107	2966	4073	339.4
Opponents	12	927	2380	2931	5311	442.6

Scoring	TD	FG	PAT Kick	Rush	Rcv.	Pass	dxp	Saf.	Pts.
Ethan Sanchez	-	10-13	28-28	-	-	-	-	-	58
Ali Jennings	9	-	-	-	-	-	-	-	54
Blake Watson	7	-	-	-	-	-	-	-	42
Javon Harvey	4	-	-	-	-	-	-	-	24
Zack Kuntz	2	-	-	-	-	-	-	-	12
D.J. Mack Jr.	1	-	-	-	-	-	-	-	6
Deeve Harris	1	-	-	-	-	-	-	-	6
Isaiah Spencer	1	-	-	-	-	-	-	-	6
Keshawn Wicks	1	-	-	-	-	-	-	-	6
Hayden Wolff	1	-	-	-	-	-	-	-	6
Isiah Paige	1	-	-	-	-	-	-	-	6
Robert Kennedy	1	-	-	-	-	-	-	-	6
Obie Sanni	-	-	-	1	-	-	-	-	2
Total	29	10-13	28-28	1	0	0	0	0	234
Opponents	37	20-26	35-37	0	0	0	0	1	319

2022 Statistics

# Defensive Leaders	GP	Tackles		Sacks No.-Yds.	Pass defense		QBH	Rcv.-Yds.	Fumbles		Kick	Blkd Saf.
		UA	A TOT		TFL/Yds.	Int.-Yds.			PBU	FF		
42 Jason Henderson	12	58	128 186	10-24	1-7	.	3	.	.	1	.	.
1 R'Tarriun Johnson	12	53	35 88	4-25	2-21	1-30	1	1	.	1	.	.
13 Terry Jones	11	21	42 63	5.5-16	1-7	2-0	1	.	.	1	.	.
6 Tre Hawkins	12	44	13 57	1-3	.	2-0	6	.	3-0	2	1	.
3 Robert Kennedy	11	33	19 52	.	.	1-24	6	.	1-25	2	.	.
8 Ryan Henry	9	23	28 51	7.5-33	4-26	1-5	.	3	.	1	.	.
9 Marcus Haynes	12	21	26 47	7.5-39	4-31	.	3	7	.	1	.	.
20 Tobias Harris	12	22	22 44	3-13	1-11	1-0	11
12 Tahj Ra-El	12	19	21 40	.	.	.	1
25 Steven Williams Jr.	9	16	21 37	1.5-3	1-1	1-16	1	1
45 Denzel Lowry	12	9	26 35	5-25	4-23	.	1	1	1-0	1	.	.
97 Devin Brandt-Epps	9	8	26 34	5.5-18	3-15	.	1	1	.	.	1	.
5 Alonzo Ford Jr.	12	14	18 32	5-28	3.5-25
11 Deeve Harris	10	10	22 32	4-20	2.5-18	1-16	.	1
7 Shawn Asbury	11	12	20 32	3.5-11	.	1-10	2	2	1-10	.	.	.
2 LaMareon James	12	14	9 23	.	.	1-0	1
43 Kris Trinidad	12	8	13 21	4-20	3.5-20
24 EJ Green	12	8	12 20	1-1
10 Chazz Wallace	10	9	11 20	2-5	0.5-2	.	.	1	.	.	1	.
99 Tyre Bibby	12	3	14 17	1-1	.	.	1	.	1-0	.	.	.
41 Kris Caine	11	11	5 16	1-5	1-5
15 Wayne Matthews	10	6	7 13	1	.	.
4 Amorie Morrison	3	3	6 9
14 Malcolm Britt	12	2	7 9
18 Javon Harvey	12	5	3 8
55 Keyshawn Hunter	8	2	5 7
56 Jaylon White-McLain	3	3	3 6	1-2
36 Alec Solano	12	4	2 6
94 Jahleel Culbreath	4	2	3 5	1
23 JeCareon Lathan	4	2	1 3
21 Mario Easterly	5	2	1 3
1 Jordan Bly	11	2	.	2
17 Damion Charity	8	2	2
35 Luke Lindenfeldar	12	2	2
3 Isaiah Spencer	12	2	2
27 Jahaad Scales	11	1	1
67 Tyran Hunt	11	1	1
29 Obie Sanni	8	1	1
38 Colten Hicks	11	1	1	1-9
29 Markus Knight	2	1	1
0 Ali Jennings	9	1	1
40 Jude Buchanan	4	1	1
9 Donta Anthony	11	1	1
5 Isiah Paige	12	1	1
80 Zack Kuntz	5	1	1
53 Khadere Kounta	12	1	1
Totals	12	458	576 1034	74-301	32-212	12-101	39	19	7-35	10	4	0
Opponents	12	325	382 707	70-297	35-218	7-88	65	21	12-26	13	0	1



Jason Henderson

2022 Statistics

Opponent	Rushing			Receiving			Passing			Kick Returns			Punt Returns			Tot								
	No.	Yds	TD	LG	No.	Yds	TD	LG	Cmp	Att	Int	Yds	TD	LG	No.	Yds	TD	LG	No.	Yds	TD	LG	Off	
Virginia Tech	33	84	1	13	14	165	0	38	14	35	0	165	0	38	3	52	0	20	0	0	0	0	0	249
ECU	14	15	0	22	18	275	3	44	18	30	1	275	3	44	3	58	0	21	0	0	0	0	0	290
Virginia	32	89	0	20	23	235	2	29	23	37	0	235	2	29	1	28	0	28	2	7	0	10	324	
Arkansas St.	26	51	1	15	19	279	2	77	19	32	0	279	2	77	3	60	0	21	3	24	0	19	330	
Liberty	34	118	1	30	27	297	2	30	27	46	1	297	2	30	1	8	0	8	1	11	0	11	415	
CCU	31	320	4	67	13	205	3	27	13	17	0	205	3	27	2	45	0	27	0	0	0	0	525	
Ga. Southern	22	133	1	47	23	313	1	38	23	43	0	313	1	38	2	43	0	38	2	23	0	23	446	
Georgia St.	22	26	0	22	19	257	2	61	19	35	1	257	2	61	1	17	0	17	2	2	0	2	283	
Marshall	14	11	0	8	24	198	0	31	24	46	1	198	0	31	1	16	0	16	3	45	0	35	209	
JMU	29	78	0	15	14	149	0	23	14	26	3	149	0	23	2	37	0	19	0	0	0	0	227	
App State	29	86	0	16	22	308	2	47	22	38	0	308	2	47	3	64	0	25	2	8	0	4	394	
S. Alabama	25	96	0	35	21	285	2	42	21	36	0	285	2	42	3	66	0	24	0	0	0	0	381	
ODU	311	1107	8	67	237	2966	19	77	237	421	7	2966	19	77	25	494	0	38	15	120	0	35	4073	
Oponents	569	2380	19	81	232	2931	17	75	232	358	12	2931	17	75	26	525	0	37	18	55	0	28	5311	

Opponent	Score	3rd-Down Conversions					
		Overall	1st Qtr	2nd Qtr	3rd Qtr	4th Qtr	Overtime
Virginia Tech	W 20-17	2-15 13.3	1-4 25.0	0-4 0.0	0-4 0.0	1-4 25.0	0-0 0.0
ECU	L 21-39	1-9 11.1	0-1 0.0	1-4 25.0	0-1 0.0	0-3 0.0	0-0 0.0
Virginia	L 14-16	4-15 26.7	1-3 33.3	2-4 50.0	1-4 25.0	0-4 0.0	0-0 0.0
Arkansas St.	W 29-26	3-14 21.4	2-5 40.0	0-3 0.0	1-3 33.3	0-3 0.0	0-0 0.0
Liberty	L 24-38	7-19 36.8	3-6 50.0	2-5 40.0	1-2 50.0	1-6 16.7	0-0 0.0
CCU	W 49-21	3-6 50.0	1-2 50.0	1-2 50.0	1-1 100.0	0-1 0.0	0-0 0.0
Ga. Southern	L 23-28	3-12 25.0	0-2 0.0	2-4 50.0	1-4 25.0	0-2 0.0	0-0 0.0
Georgia St.	L 17-31	4-14 28.6	0-3 0.0	2-4 50.0	1-4 25.0	1-3 33.3	0-0 0.0
Marshall	L 0-12	2-14 14.3	2-4 50.0	0-4 0.0	0-2 0.0	0-4 0.0	0-0 0.0
JMU	L 3-37	4-13 30.8	0-2 0.0	3-8 37.5	0-1 0.0	1-2 50.0	0-0 0.0
App State	L 14-27	7-14 50.0	2-4 50.0	1-4 25.0	2-4 50.0	2-2 100.0	0-0 0.0
S. Alabama	L 20-27	7-15 46.7	2-4 50.0	3-5 60.0	1-3 33.3	1-3 33.3	0-0 0.0
ODU		47-160 29.4	14-40 35.0	17-50 34.0	9-33 27.3	7-37 18.9	0-0 0.0
Oponents		77-187 41.2	21-46 45.7	18-46 39.1	21-49 42.9	17-46 37.0	0-0 0.0



Opponent	Score	Old Dominion Inside Opponent Red-Zone											
		Times In RZ	Times Scored	Total Pts	TDs	Rush TDs	Pass TDs	FGs Made	FGA	Failed to score inside RZ	Game		
Virginia Tech	W 20-17	4	3	14	1	1	0	2	2	0	0	0	0
East Carolina	L 21-39	2	2	14	2	0	2	0	0	0	0	0	0
Virginia	L 14-16	1	1	7	1	0	1	0	0	0	0	0	0
Arkansas St.	W 29-26	2	2	15	2	1	1	0	0	0	0	0	0
Liberty	L 24-38	5	4	24	3	1	2	1	1	0	0	1	0
Coastal Carolina	W 49-21	2	2	14	2	1	1	0	0	0	0	0	0
Ga. Southern	L 23-28	5	3	13	1	1	0	2	4	0	0	0	0
Georgia St.	L 17-31	1	1	7	1	0	1	0	0	0	0	0	0
Marshall	L 0-12	0	0	0	0	0	0	0	0	0	0	0	0
James Madison	L 3-37	2	1	3	0	0	0	1	1	0	1	0	0
App State	L 14-27	1	0	0	0	0	0	0	0	1	0	0	0
South Alabama	L 20-27	3	3	13	1	0	1	2	2	0	0	0	0
Totals 22 of 28 (78.6%)		28	22	124	14	5	9	8	10	1	1	1	0

Opponent	Score	Opponents Inside Old Dominion Red-Zone											
		Times In RZ	Times Scored	Total Pts	TDs	Rush TDs	Pass TDs	FGs Made	FGA	Failed to score inside RZ	Game		
Virginia Tech	W 20-17	3	2	14	2	1	1	0	0	0	0	1	0
East Carolina	L 21-39	7	6	32	4	2	2	2	2	0	0	0	1
Virginia	L 14-16	7	4	16	1	1	0	3	4	0	0	2	0
Arkansas St.	W 29-26	1	1	7	1	1	0	0	0	0	0	0	0
Liberty	L 24-38	2	0	0	0	0	0	0	1	0	1	0	0
Coastal Carolina	W 49-21	3	2	14	2	0	2	0	0	0	0	0	1
Ga. Southern	L 23-28	2	2	14	2	2	0	0	0	0	0	0	0
Georgia St.	L 17-31	5	4	24	3	3	0	1	2	0	0	0	0
Marshall	L 0-12	5	4	12	0	0	0	4	4	0	1	0	0
James Madison	L 3-37	5	5	27	3	3	0	2	2	0	0	0	0
App State	L 14-27	4	2	10	1	1	0	1	1	0	0	0	1
South Alabama	L 20-27	3	3	17	2	0	2	1	1	0	0	0	0
Totals 35 of 47 (74.5%)		47	35	187	21	14	7	14	17	0	2	3	0



2022 Statistics

ODU INDIVIDUAL GAME HIGHS

RUSHES 21 Blake Watson at Virginia (09/17/2022)
YARDS RUSHING 256 Blake Watson at Coastal Carolina (10/15/2022)
TD RUSHES 3 Blake Watson at Coastal Carolina (10/15/2022)
LONG RUSH 67 Blake Watson at Coastal Carolina (10/15/2022)
PASS ATTEMPTS 46 Hayden Wolff vs Marshall (11/05/2022)
 46 Hayden Wolff vs Liberty (10/01/2022)
PASS COMPLETIONS 27 Hayden Wolff vs Liberty (10/01/2022)
YARDS PASSING 313 Hayden Wolff vs Ga. Southern (10/22/2022)
TD PASSES 3 Hayden Wolff at East Carolina (09/10/2022)
LONG PASS 77 Hayden Wolff vs Arkansas St. (09/24/2022)
RECEPTIONS 9 Ali Jennings vs Ga. Southern (10/22/2022)
YARDS RECEIVING 200 Ali Jennings at East Carolina (09/10/2022)
TD RECEPTIONS 3 Ali Jennings at East Carolina (09/10/2022)
LONG RECEPTION 77 Ali Jennings vs Arkansas St. (09/24/2022)
PUNTS 8 done 4 times, most recently Ethan Duane vs Marshall (11/05/2022)
PUNTING AVG 51.0 Ethan Duane vs Ga. Southern (10/22/2022)
LONG PUNT 59 Ethan Duane vs James Madison (11/12/2022)
 59 Ethan Duane vs Marshall (11/05/2022)
PUNTS INSIDE 20 4 done 3 times, most recently Ethan Duane vs James Madison (11/12/2022)
LONG PUNT RETURN 35 Tobias Harris vs Marshall (11/05/2022)
LONG KICKOFF RETURN 38 LaMareon James vs Ga. Southern (10/22/2022)
TACKLES 22 Jason Henderson vs Ga. Southern (10/22/2022)
SACKS 2 Marcus Haynes vs James Madison (11/12/2022)
 2 Denzel Lowry at Coastal Carolina (10/15/2022)
 2 Deevee Harris at Coastal Carolina (10/15/2022)
 2 Alonzo Ford Jr. vs Liberty (10/01/2022)
TACKLES FOR LOSS 3.5 Ryan Henry vs Arkansas St. (09/24/2022)

ODU TEAM GAME HIGHS

RUSHES 34 Liberty (10/01/2022)
YARDS RUSHING 320 at Coastal Carolina (10/15/2022)
YARDS PER RUSH 10.3 at Coastal Carolina (10/15/2022)
TD RUSHES 4 at Coastal Carolina (10/15/2022)
PASS ATTEMPTS 46 Marshall (11/05/2022)
 46 Liberty (10/01/2022)
PASS COMPLETIONS 27 Liberty (10/01/2022)
YARDS PASSING 313 Ga. Southern (10/22/2022)
YARDS PER PASS 12.1 at Coastal Carolina (10/15/2022)
TD PASSES 3 at Coastal Carolina (10/15/2022)
 3 at East Carolina (09/10/2022)
TOTAL PLAYS 80 Liberty (10/01/2022)
TOTAL OFFENSE 525 at Coastal Carolina (10/15/2022)
YARDS PER PLAY 10.9 at Coastal Carolina (10/15/2022)
POINTS 49 at Coastal Carolina (10/15/2022)
SACKS BY 7 at Coastal Carolina (10/15/2022)
 7 Arkansas St. (09/24/2022)
FIRST DOWNS 23 at Coastal Carolina (10/15/2022)
PENALTIES 14 Liberty (10/01/2022)
PENALTY YARDS 120 Liberty (10/01/2022)
TURNOVERS 4 James Madison (11/12/2022)
 4 Marshall (11/05/2022)
PUNTS 8 done 4 times
PUNTING AVG 51.0 Ga. Southern (10/22/2022)
LONG PUNT 59 James Madison (11/12/2022)
 59 Marshall (11/05/2022)
PUNTS INSIDE 20 4 done 3 times
LONG PUNT RETURN 35 Marshall (11/05/2022)

OPPONENT INDIVIDUAL GAME HIGHS

RUSHES 31 Khalan Laborn vs Marshall (11/05/2022)
YARDS RUSHING 160 Keaton Mitchell at East Carolina (09/10/2022)
TD RUSHES 2 done 3 times
LONG RUSH 81 Keaton Mitchell at East Carolina (09/10/2022)
PASS ATTEMPTS 39 Holton Ahlers at East Carolina (09/10/2022)
PASS COMPLETIONS 26 Grayson McCall at Coastal Carolina (10/15/2022)
YARDS PASSING 358 Grayson McCall at Coastal Carolina (10/15/2022)
TD PASSES 3 Carter Bradley at South Alabama (11/26/2022)
 3 Grayson McCall at Coastal Carolina (10/15/2022)
LONG PASS 75 Chase Brice at App State (11/19/2022)
 75 Grayson McCall at Coastal Carolina (10/15/2022)
RECEPTIONS 9 Keytaon Thompson at Virginia (09/17/2022)
 9 Jaylen Johnson at East Carolina (09/10/2022)
YARDS RECEIVING 140 Kris Thornton vs James Madison (11/12/2022)
TD RECEPTIONS 1 done 17 times
LONG RECEPTION 75 Christian Wells at App State (11/19/2022)
 75 Jared Brown at Coastal Carolina (10/15/2022)
FIELD GOALS 4 Rece Verhoff vs Marshall (11/05/2022)
LONG FIELD GOALS 49 Nick Brown vs Liberty (10/01/2022)
PUNTS 7 Peter Moore vs Virginia Tech (09/02/2022)
PUNTING AVG 53.0 Jack Brooks at South Alabama (11/26/2022)
LONG PUNT 53 Jack Brooks at South Alabama (11/26/2022)
PUNTS INSIDE 20 3 Ryan Hanson vs Arkansas St. (09/24/2022)
LONG PUNT RETURN 28 Tailique Williams at Georgia St. (10/29/2022)
LONG KICKOFF RETURN 37 Demick Starling at Virginia (09/17/2022)
TACKLES 12 Nasir Peoples vs Virginia Tech (09/02/2022)
SACKS 2.5 Thomas Gore at Georgia St. (10/29/2022)
TACKLES FOR LOSS 2.5 Thomas Gore at Georgia St. (10/29/2022)
 2.5 Melique Straker vs Arkansas St. (09/24/2022)
INTERCEPTIONS 1 done 7 times

OPPONENT TEAM GAME HIGHS

RUSHES 62 at Georgia St. (10/29/2022)
YARDS RUSHING 298 Marshall (11/05/2022)
YARDS PER RUSH 5.7 at East Carolina (09/10/2022)
TD RUSHES 3 done 4 times
PASS ATTEMPTS 39 at East Carolina (09/10/2022)
PASS COMPLETIONS 27 at Coastal Carolina (10/15/2022)
YARDS PASSING 366 at Coastal Carolina (10/15/2022)
YARDS PER PASS 13.8 James Madison (11/12/2022)
TD PASSES 3 done 3 times
TOTAL PLAYS 85 at East Carolina (09/10/2022)
TOTAL OFFENSE 531 at East Carolina (09/10/2022)
YARDS PER PLAY 7.8 at App State (11/19/2022)
POINTS 39 at East Carolina (09/10/2022)
SACKS BY 6 at Georgia St. (10/29/2022)
FIRST DOWNS 30 at East Carolina (09/10/2022)
PENALTIES 15 Virginia Tech (09/02/2022)
PENALTY YARDS 106 Virginia Tech (09/02/2022)
TURNOVERS 5 Virginia Tech (09/02/2022)
PUNTS 7 Virginia Tech (09/02/2022)
PUNTING AVG 53.0 at South Alabama (11/26/2022)
LONG PUNT 53 at South Alabama (11/26/2022)
PUNTS INSIDE 20 3 Arkansas St. (09/24/2022)
LONG PUNT RETURN 28 at Georgia St. (10/29/2022)

2022 Game-by-Game Starters

OFFENSE

Opponent	QB	RB	TE	WR (TE)	WR	WR	LT	LG	C	RG	RT
Virginia Tech	Wolff	Watson	Kuntz	Jennings	Harvey	Bly	Kounta	Hunt	Black	Thomas	Saldiveri
ECU	Wolff	Watson	Kuntz	Jennings	Harvey	Bly	Kounta	Hunt	Black	Thomas	Saldiveri
Virginia	Wolff	Watson	Kuntz	Jennings	Spencer	Bly	Kounta	Hunt	Black	Thomas	Saldiveri
A- State	Wolff	Wicks	Kuntz	Jennings	Paige	Bly	Kounta	Hunt	Black	Thomas	Saldiveri
Liberty	Wolff	Watson	Kuntz	Jennings	Harvey	Paige	Kounta	Hunt	Black	Thomas	Saldiveri
CCU	Wolff	Watson	Spencer	Jennings	Harvey	Paige	Kounta	Hunt	Black	Thomas	Saldiveri
Ga. Southern	Wolff	Watson	Spencer	Jennings	Kikwata	Paige	Kounta	Hunt	Black	Thomas	Saldiveri
Georgia St.	Wolff	Watson	Spencer	Jennings	Harvey	Paige	Kounta	Hoover	Black	Thomas	Saldiveri
Marshall	Wolff	Watson	Spencer	Jennings	Harvey	Bly	Kounta	Dubose-Bourne	Black	Thomas	Saldiveri
JMU	Wolff	Watson	Anthony	Bell	Harvey	Granger	Kounta	Hunt	Black	Thomas	Saldiveri
App State	Wolff	Watson	Anthony	Bly	Harvey	Paige	Kounta	Hunt	Black	Thomas	Saldiveri
S. Alabama	Wolff	Watson	Anthony	Granger	Harvey	Paige	Kounta	Hunt	Blisck	Thomas	Saunders

DEFENSE

Opponent	DE	DT	DT	DE	LB	LB	N	CB	CB	FS	SS
Va. Tech	Haynes	Lowry	Ford	Brandt-Epps	Henderson	Williams	T. Harris	Hawkins	Kennedy	Johnson	Jones
ECU	Haynes	Bibby	Ford	Morrison	Henderson	Henry	T. Harris	Hawkins	Kennedy	Johnson	Jones
Virginia	Haynes	Bibby	Ford	Morrison	Henderson	Henry	T. Harris	Hawkins	Kennedy	Johnson	Jones
A-State	Haynes	Bibby	Ford	Brandt-Epps	Henderson	Henry	T. Harris	Hawkins	Kennedy	Johnson	Ra-El
Liberty	Haynes	Bibby	Ford	Brandt-Epps	Henderson	Henry	T. Harris	Hawkins	Kennedy	Johnson	Jones
CCU	Haynes	Bibby	Ford	Brandt-Epps	Henderson	Henry	T. Harris	Hawkins	Kennedy	Johnson	Asbury
Ga. Southern	Haynes	Bibby	Ford	Brandt-Epps	Henderson	Henry	T. Harris	Hawkins	Kennedy	Johnson	Jones
Georgia St.	Haynes	Wallace	Ford	Trinidad	Henderson	Williams	T. Harris	Hawkins	Kennedy	Johnson	Jones
Marshall	Haynes	Bibby	Ford	Trinidad	Henderson	Williams	T. Harris	Hawkins	Kennedy	Johnson	Jones
JMU	Haynes	Bibby	Ford	Trinidad	Henderson	Henry	T. Harris	Hawkins	Kennedy	Johnson	Jones
App State	Haynes	Lowry	Ford	White-McClain	Henderson	Williams	T. Harris	Hawkins	Asbury	Johnson	Ra-El
S. Alabama	Haynes	Bibby	Ford	Brandt-Epps	Henderson	Williamns	T. Harris	Hawkins	Asbury	Johnson	Ra-El

2022 Statistics

SUN BELT STATS

RUSHING	G	ATT	YDS	AVG	TD	Long	YDS/G
1 Laborn, Khalan - Marshall	13	302	1513	5.01	16	83	116.38
2 Gore, Frank - USM	13	228	1382	6.06	9	64	106.31
3 Agyei-Obese, Percy - JMU	10	159	908	5.71	8	36	90.80
4 Webb, La'Damian - USA	12	210	1067	5.08	13	69	88.92
5 Watson, Blake - ODU	11	158	918	5.81	5	67	83.45
6 White, Jalen - GS	11	162	914	5.64	10	71	83.09
7 Vidal, Kimani - TROY	14	231	1132	4.90	10	40	80.86
8 Peoples, Camerun - APP	9	101	593	5.87	5	73	65.89
9 Pare, Lincoln - TXST	12	172	772	4.49	5	64	64.33
10 Grainger, Darren - GSU	12	164	734	4.48	6	60	61.17

PASSING AVG/GAME	G	Comp-Att-Int	Yds	TD	Avg/G
1 Vantrease, Kyle - GS	13	370-603-16	4243	27	326.38
2 Centeio, Todd - JMU	10	181-284-5	2697	25	269.70
3 Bradley, Carter - USA	13	276-427-12	3326	28	255.85
4 McCall, Grayson - CCU	11	207-297-2	2700	24	245.45
5 Brice, Chase - APP	12	219-349-6	2921	27	243.42
6 Wolff, Hayden - ODU	12	234-413-6	2908	18	242.33
7 Blackman, James - ASU	11	223-347-3	2471	14	224.64
8 Hatcher, Layne - TXST	12	275-442-10	2653	19	221.08
9 Watson, Gunnar - TROY	13	206-335-12	2818	14	216.77
10 Grainger, Darren - GSU	12	174-297-7	2443	18	203.58

RECEPTIONS/GAME	G	No.	Yds	TD	Lg	Avg/	C Yds/G
1 Hood, Khaleb - GS	13	87	925	3	46	71.15	6.69
2 Hawkins, Ashtyn - TXST	9	56	587	7	74	65.22	6.22
3 Jennings, Ali - ODU	9	54	959	9	77	106.56	6.00
4 Burgess Jr., Derwin - GS	10	58	717	6	53	71.70	5.80
5 Singleton, Jeremy - GS	12	66	714	2	65	59.50	5.50
6 Pinckney, Sam - CCU	13	71	996	3	48	76.62	5.46
7 Thornton, Kris - JMU	11	59	1015	7	54	92.27	5.36
8 Thrash, Jamari - GSU	12	61	1122	7	75	93.50	5.08
9 Lacy, Caullin - USA	13	65	816	6	44	62.77	5.00
10 Voisin, Devin - USA	13	64	867	5	47	66.69	4.92

RECEIVING YARDS/GAME	G	No.	Yds	TD	Long	Avg/c	Yds/g
# Player							
1 Jennings, Ali - ODU	9	54	959	9	77	17.76	106.56
2 Thrash, Jamari - GSU	12	61	1122	7	75	18.39	93.50
3 Thornton, Kris - JMU	11	59	1015	7	54	17.20	92.27
4 Pinckney, Sam - CCU	13	71	996	3	48	14.03	76.62
5 Burgess Jr., Derwin - GS	10	58	717	6	53	12.36	71.70
6 Hood, Khaleb - GS	13	87	925	3	46	10.63	71.15
7 Howell, Tyrone - ULM	12	50	852	6	89	17.04	71.00
8 Brownlee, Jason - USM	13	55	891	8	76	16.20	68.54
9 Jefferson, Michael - LA	12	51	810	7	63	15.88	67.50
10 Voisin, Devin - USA	13	64	867	5	47	13.55	66.69

PUNTING	G	No.	Yds	Lg	I20	50+	TB	Avg.
# Player								
1 McCormick, Devyn - ULM	12	60	2636	62	17	14	4	43.93
2 Hanson, Ryan - ASU	12	47	2057	68	19	9	2	43.77
3 Byrns, Rhys - LA	13	53	2301	60	12	9	4	43.42
4 Clark, Sam - JMU	11	49	2122	65	16	9	4	43.31
5 Brooks, Jack - USA	13	57	2455	58	16	12	4	43.07
6 Duane, Ethan - ODU	12	67	2876	59	28	12	3	42.93
7 Hunt, Mason - USM	13	70	2973	59	27	17	8	42.47
8 Rivers, Mike - TROY	14	62	2610	56	24	7	4	42.10
9 Beck II, Anthony - GS	13	48	2016	59	16	9	4	42.00
10 Hayes, Michael - GSU	12	56	2351	57	17	8	2	41.98

2022 Statistics

SUN BELT STATS

PAT KICKING PCT

# Player	G	Made	Att.	Pct.
1 Keller, Seth - TXST	12	28	28	100.00
2 Sutherland, Calum - ULM	12	32	32	100.00
3 Hughes, Michael - APP	12	50	50	100.00
4 Sanchez, Ethan - ODU	11	28	28	100.00
5 Raynor, Alex - GS	13	49	50	98.00
6 Hensley, Kade - CCU	13	46	47	97.87
7 Buce, Brooks - TROY	14	41	42	97.62
8 Hayes, Michael - GSU	12	41	42	97.62
9 Bourgeois, Briggs - USM	13	36	37	97.30

TACKLES

# Player	G	Pos.	UA	A	TOTAL	TPG
1 Henderson, Jason - ODU	12	LB	58	128	186	15.50
2 Martial, Carlton - TROY	12	LB	55	80	135	11.25
3 Watson-Trent, Marques - GS	13	LB	49	65	114	8.77
4 Quibodeaux, Jourdan - LA	13	LB	29	79	108	8.31
5 Veneziale, Jordan - GSU	12	LB	55	43	98	8.17
6 Wilson, Anthony - GS	13	DB	60	41	101	7.77
7 Spears, Tory - TXST	10	S	41	36	77	7.70
8 Shorts, Malik - USM	13	DB	55	44	99	7.62
9 Neal, Eli - Marshall	13	LB	49	49	98	7.54
10 Straker, Melique - ASU	11	LB	39	42	81	7.36
11 Jones, Taurus - JMU	11	LB	34	47	81	7.36
12 Johnson, R'Tarriun - ODU	12	S	53	35	88	7.33
13 Killen, JT - CCU	13	LB	29	66	95	7.31
14 Slocum, Craig - TROY	14	S	38	64	102	7.29
15 Lane, Antavious - GSU	12	DB	62	25	87	7.25
16 Jackson, Khadry - GS	12	LB	38	46	84	7.00
17 Carmouche, Jordan - ASU	12	LB	32	51	83	6.92
18 Tupou, Sione - TXST	12	LB	40	42	82	6.83
19 Latham, Santrell - USM	13	LB	35	53	88	6.77
20 Harris, London - TXST	12	LB	38	43	81	6.75
21 Gill, Daylen - USM	13	LB	37	50	87	6.69
22 Free, Wylan - GS	12	DB	47	30	77	6.42
23 Woodard, Zack - ULM	12	LB	47	30	77	6.42
24 Harris, Jaden - ASU	12	LB	39	37	76	6.33
25 Walker, Jailin - JMU	10	LB	30	33	63	6.30
26 Voisin, Jaden - USA	13	CB	44	36	80	6.15
27 Ross, Nick - APP	12	DB	42	31	73	6.08
28 Trahan, Bralen - LA	13	S	35	43	78	6.00
29 Thomas, Trevian - ASU	12	S	41	30	71	5.92
30 Kiser, Trey - USA	13	LB	56	20	76	5.85
31 Revels, Jordan - TXST	12	LB	27	43	70	5.83
32 Canteen, Derrick - GS	11	DB	39	25	64	5.82
33 Driggers, Tristan - ULM	11	LB	37	26	63	5.73
34 Jones, Terry - ODU	11	S	21	42	63	5.73

FUMBLES RECOVERED

# Player	G	No.	Avg/g
1 Hawkins, Tre - ODU	12	3	0.25
2 Veneziale, Jordan - GSU	12	3	0.25
3 Killen, JT - CCU	13	3	0.23

PASSES DEFENDED

# Player	G	Brup	Int.	Total	Avg/g
1 Banks, Yam - USA	13	11	6	17	1.31
2 White, Quavian - GSU	10	9	4	13	1.30
3 Jones Jr, Steven - APP	12	15	0	15	1.25
4 Abraham, Micah - Marshall	13	10	6	16	1.23
5 Canteen, Derrick - GS	11	12	1	13	1.18
6 Logan, Chauncey - JMU	10	10	1	11	1.10
7 Steward, Reddy - TROY	14	12	3	15	1.07
8 Gilmore, Steven - Marshall	13	10	3	13	1.00
9 Harris, Tobias - ODU	12	11	1	12	1.00
10 Thompson, NaJee - GS	13	11	1	12	0.92

2022 Statistics

SUN BELT STATS

SCORING OFFENSE	G	TD	FG	XPT	2XP	DXP	Saf	Pts	Avg/G
James Madison	11	53	11	50	1	0	2	407	37
App State	12	56	9	50	2	0	1	419	34.92
Ga. Southern	13	53	18	49	2	0	0	425	32.69
South Alabama	13	50	18	46	2	0	1	406	31.23
Georgia St.	12	47	11	41	2	0	0	360	30
Coastal Carolina	13	51	8	46	1	0	0	378	29.08
Louisiana	13	40	20	38	0	1	0	340	26.15
Troy	14	44	17	41	1	0	0	358	25.57
Southern Miss.	13	39	18	37	0	0	2	329	25.31
Arkansas St.	12	35	17	31	1	0	3	300	25
Marshall	13	40	13	37	0	1	0	318	24.46
ULM	12	34	10	32	1	0	0	268	22.33
Texas St.	12	30	15	28	0	0	0	253	21.08
Old Dominion	12	29	10	28	1	0	0	234	19.5

SCORING DEFENSE	G	TD	FG	XPT	2XP	DXP	Saf	Pts	Avg/G
Marshall	13	25	12	20	1	0	0	208	16
Troy	14	29	13	23	0	0	2	240	17.14
James Madison	11	28	11	25	1	1	0	230	20.91
South Alabama	13	32	18	29	1	0	0	277	21.31
Louisiana	13	38	12	29	1	0	1	297	22.85
Southern Miss.	13	36	17	33	1	1	1	306	23.54
Texas St.	12	39	14	36	1	0	1	316	26.33
Old Dominion	12	37	20	35	0	0	1	319	26.58
App State	12	42	9	38	2	0	0	321	26.75
Georgia St.	12	49	10	44	3	0	0	374	31.17
Arkansas St.	12	50	9	42	3	0	1	377	31.42
Ga. Southern	13	49	23	46	1	0	0	411	31.62
Coastal Carolina	13	51	19	49	1	0	0	414	31.85
ULM	12	53	14	53	0	0	0	413	34.42

TOTAL OFFENSE	G	Rush	Pass	Plays	Yards	Avg/P	TD	Avg/G
Ga. Southern	13	1778	4279	981	6057	6.17	51	465.92
South Alabama	13	2038	3470	953	5508	5.78	47	423.69
App State	12	2453	3011	833	5464	6.56	55	455.33
Coastal Carolina	13	2071	3200	874	5271	6.03	49	405.46
Marshall	13	2677	2496	963	5173	5.37	36	397.92
Troy	14	1638	3400	897	5038	5.62	41	359.86
Georgia St.	12	2562	2443	875	5005	5.72	44	417.08
James Madison	11	2054	2923	807	4977	6.17	51	452.45
Louisiana	13	1845	2893	898	4738	5.28	37	364.46
Southern Miss.	13	1843	2698	825	4541	5.5	35	349.31
Old Dominion	12	1107	2966	732	4073	5.56	27	339.42
ULM	12	1448	2464	750	3912	5.22	32	326
Texas St.	12	1249	2653	827	3902	4.72	28	325.17
Arkansas St.	12	1058	2719	777	3777	4.86	32	314.75

TOTAL DEFENSE	G	Rush	Pass	Plays	Yards	Avg/P	TD	Avg/G
James Madison	11	874	2310	672	3184	4.74	25	289.45
Marshall	13	1209	2620	840	3829	4.56	22	294.54
Troy	14	1678	2896	976	4574	4.69	29	326.71
South Alabama	13	1208	3102	840	4310	5.13	30	331.54
App State	12	1530	2636	784	4166	5.31	38	347.17
Texas St.	12	1394	2939	822	4333	5.27	36	361.08
Louisiana	13	1841	2861	888	4702	5.3	36	361.69
Southern Miss.	13	1796	3042	896	4838	5.4	36	372.15
Georgia St.	12	2046	2746	836	4792	5.73	44	399.33
Arkansas St.	12	1949	2912	835	4861	5.82	48	405.08
Coastal Carolina	13	1736	3698	842	5434	6.45	50	418
ULM	12	2341	2792	829	5133	6.19	46	427.75
Old Dominion	12	2380	2931	927	5311	5.73	36	442.58
Ga. Southern	13	3002	3339	975	6341	6.5	48	487.77

2022 Statistics

SUN BELT STATS

RUSHING OFFENSE	G	Att.	Yards	Avg/A	Long	TD	Avg/G
Georgia St.	12	577	2562	4.44	60	26	213.5
Marshall	13	597	2677	4.48	83	20	205.92
App State	12	474	2453	5.18	73	27	204.42
James Madison	11	479	2054	4.29	36	24	186.73
Coastal Carolina	13	513	2071	4.04	67	22	159.31
South Alabama	13	505	2038	4.04	69	19	156.77
Louisiana	13	456	1845	4.05	55	10	141.92
Southern Miss.	13	478	1843	3.86	64	15	141.77
Ga. Southern	13	370	1778	4.81	71	23	136.77
ULM	12	418	1448	3.46	75	16	120.67
Troy	14	496	1638	3.3	44	21	117
Texas St.	12	383	1249	3.26	64	9	104.08
Old Dominion	12	311	1107	3.56	67	8	92.25
Arkansas St.	12	381	1058	2.78	75	16	88.17

RUSHING DEFENSE	G	Att.	Yards	Avg/A	Long	TD	Avg/G
James Madison	11	354	874	2.47	71	8	79.45
South Alabama	13	368	1208	3.28	55	8	92.92
Marshall	13	419	1209	2.89	55	10	93
Texas St.	12	403	1394	3.46	52	18	116.17
Troy	14	492	1678	3.41	53	15	119.86
App State	12	420	1530	3.64	71	20	127.5
Coastal Carolina	13	439	1736	3.95	70	22	133.54
Southern Miss.	13	486	1796	3.7	64	15	138.15
Louisiana	13	464	1841	3.97	75	18	141.62
Arkansas St.	12	484	1949	4.03	69	23	162.42
Georgia St.	12	476	2046	4.3	83	22	170.5
ULM	12	483	2341	4.85	64	29	195.08
Old Dominion	12	569	2380	4.18	81	19	198.33
Ga. Southern	13	542	3002	5.54	54	29	230.92

PASS OFFENSE	G	Comp-Att-Int	Pct.	Yds	Avg/A	TD	Avg/G
Ga. Southern	13	373 - 611 - 16	61.05	4279	7.00	28	329.15
South Alabama	13	291 - 448 - 12	64.96	3470	7.75	28	266.92
James Madison	11	201 - 328 - 10	61.28	2923	8.91	27	265.73
App State	12	226 - 359 - 6	62.95	3011	8.39	28	250.92
Old Dominion	12	237 - 421 - 7	56.29	2966	7.05	19	247.17
Coastal Carolina	13	237 - 361 - 6	65.65	3200	8.86	27	246.15
Troy	14	251 - 401 - 15	62.59	3400	8.48	20	242.86
Arkansas St.	12	247 - 396 - 5	62.37	2719	6.87	16	226.58
Louisiana	13	253 - 442 - 10	57.24	2893	6.55	27	222.54
Texas St.	12	275 - 444 - 10	61.94	2653	5.98	19	221.08
Southern Miss.	13	191 - 347 - 14	55.04	2698	7.78	20	207.54
ULM	12	221 - 332 - 7	66.57	2464	7.42	16	205.33
Georgia St.	12	174 - 298 - 7	58.39	2443	8.20	18	203.58
Marshall	13	225 - 366 - 10	61.48	2496	6.82	16	192.00

PASS DEFENSE	G	Comp-Att-Int	Pct.	Yds	Avg/A	TD	Avg/G
Marshall	13	217 - 421 - 18	51.54	2620	6.22	12	201.54
Troy	14	290 - 484 - 13	59.92	2896	5.98	14	206.86
James Madison	11	174 - 318 - 11	54.72	2310	7.26	17	210.00
App State	12	218 - 364 - 7	59.89	2636	7.24	18	219.67
Louisiana	13	244 - 424 - 15	57.55	2861	6.75	18	220.08
Georgia St.	12	217 - 360 - 13	60.28	2746	7.63	22	228.83
ULM	12	230 - 346 - 6	66.47	2792	8.07	17	232.67
Southern Miss.	13	244 - 410 - 17	59.51	3042	7.42	21	234.00
South Alabama	13	280 - 472 - 13	59.32	3102	6.57	22	238.62
Arkansas St.	12	212 - 351 - 6	60.40	2912	8.30	25	242.67
Old Dominion	12	232 - 358 - 12	64.80	2931	8.19	17	244.25
Texas St.	12	272 - 419 - 11	64.92	2939	7.01	18	244.92
Ga. Southern	13	254 - 433 - 11	58.66	3339	7.71	19	256.85
Coastal Carolina	13	256 - 403 - 9	63.52	3698	9.18	28	284.46

2022 Season Review

Game One: Old Dominion 20 Virginia Tech 17

Team	1st	2nd	3rd	4th	Total
Virginia Tech	7	0	10	0	17
Old Dominion	0	10	0	10	20

Scoring Summary

1st 09:12 VTU - Wells,Grant 18 yd run (Ross,William kick), 4 plays, 66 yards, TOP 01:31 7 0
 2nd 12:02 ODU - Sanchez,Ethan 29 yd field goal 8 plays, 25 yards, TOP 03:46 7 3
 2nd 01:26 ODU - Kennedy,Robert 25 yd fumble recovery (Sanchez,Ethan kick) 7 10
 3rd 09:03 VTU - Ross,William 44 yd field goal 8 plays, 46 yards, TOP 04:28 10 10
 3rd 05:11 VTU - King,Keshawn 6 yd pass from Wells,Grant (Ross,William kick) 3 plays, 10 yards, TOP 00:46 17 10
 4th 12:30 ODU - Sanchez,Ethan 20 yd field goal 12 plays, 49 yards, TOP 03:57 17 13
 4th 00:33 ODU - Watson,Blake 1 yd run (Sanchez,Ethan kick), 9 plays, 74 yards, TOP 02:25 17 20

	VTU	ODU
First Downs Total	19	14
Rushing	7	6
Passing	11	5
Penalty	1	3
Rushing Total (Net)	136	84
Attempts	39	33
Avg. Per Rush	3.5	2.5
Rushing TDs	1	1
Yds. Gained	197	102
Yds. Lost	61	18
Passing Total (Net)	197	165
Comp.-Att.-Int.	21-36-4	14-35-0
Avg. / Att.	5.5	4.7
Avg. / Comp.	9.4	11.8
TDs	1	0
Total Offense Yards	333	249
Plays	75	68
Avg. / Play	4.4	3.7
Fumbles - Lost	1-1	2-2
Penalties - Yds.	15-106	6-65
Punting Punts - Yds.	7-271	8-389
Avg. / Punt	38.7	48.6
Inside 20	2	2
50+ Yds.	1	3
Touchbacks	0	0
Fair Catch	7	1
Kickoffs Total - Yds.	4-248	5-309
Avg. Yds. / Kickoff	62.0	61.8
Touchbacks	0	0
Returns		
Punt: Total - Yds. - TDs	4-4-0	0-0-0
Punt: Avg. / Return	1.0	0
Kickoff: Total - Yds. - TDs	5-99-0	3-52-0
Kickoff: Avg. / Return	19.8	17.3
INT: Total - Yds. - TDs	0-0-0	4-5-0
Fumble: Total - Yds. - TDs	1-6-0	1-25-1
Poss. Time	33:25	26:35
3rd. Down Conv.	5 of 17	2 of 15
4th. Down Conversions	0 of 1	1 of 2
Red-Zone: Scores - Chances	2-3	3-3
Sacks: Total - Yds.	1-9	1-3
PAT: Total - Made	2-2	2-2
2PT Conversion: Total - Made	0-0	0-0
Field Goals: Total - Made	1-1	2-2

RUSHING: Virginia Tech - Keshawn King 19-111, Grant Wells 7-45, Chance Black 7-22, Jalen Holston 5-12. **Old Dominion** - Blake Watson 19-60, Keshawn Wicks 5-14, Hayden Wolff 3-7, Obie Sanni 3-5, Tariq Sims 2-0.

PASSING: Virginia Tech - Grant Wells 21-37-4, 197. **Old Dominion** - Hayden Wolff 14-35-0, 165.

RECEIVING: Virginia Tech - Nick Gallo 7-49, Kaleb Smith 3-45, Da'Wain Lofton 3-42, Keshawn King 3-22, Stephen Gosnell 2-30, Drake Delullis 2-12, Jaden Blue 1--3. **Old Dominion** - Ali Jennings 5-122, Keshawn Wicks 2-16, Zack Kuntz 2-12, Blake Watson 2-9, Jordan Bly 2-3, Donta Anthony 1-3.

2022 Season Review

Game Two: East Carolina 39 Old Dominion 21

Team	1st	2nd	3rd	4th	Total
Old Dominion	7	0	7	7	21
East Carolina	9	7	6	17	39

Scoring Summary

1st 08:06 ECU - Daffer,Owen 22 yd field goal 17 plays, 70 yards, TOP 06:54 0 3
 1st 02:23 ECU - Jones,Ryan 12 yd pass from Ahlers,Holton () 9 plays, 62 yards, TOP 03:45 0 9
 1st 01:32 ODU - Jennings,Ali 16 yd pass from Wolff,Hayden (Sanchez,Ethan kick) 2 plays, 75 yards, TOP 00:51 7 9
 2nd 02:45 ECU - Mitchell,Keaton 1 yd run (Daffer,Owen kick), 13 plays, 90 yards, TOP 05:59 7 16
 3rd 13:09 ODU - Jennings,Ali 18 yd pass from Wolff,Hayden (Sanchez,Ethan kick) 5 plays, 75 yards, TOP 01:51 14 16
 3rd 02:21 ECU - Harris,Rahjai 3 yd pass from Ahlers,Holton () 11 plays, 76 yards, TOP 04:41 14 22
 4th 12:49 ECU - Mitchell,Keaton 81 yd run (Daffer,Owen kick), 1 plays, 81 yards, TOP 00:11 14 29
 4th 12:25 ECU - Harris,Rahjai 15 yd run (Daffer,Owen kick), 1 plays, 15 yards, TOP 00:03 14 36
 4th 06:16 ECU - Daffer,Owen 32 yd field goal 7 plays, 39 yards, TOP 03:55 14 39
 4th 04:47 ODU - Jennings,Ali 35 yd pass from Wolff,Hayden (Sanchez,Ethan kick) 4 plays, 75 yards, TOP 01:29 21 39

	ODU	ECU
First Downs	12	30
Rushing	2	10
Passing	9	15
Penalty	1	5
Rushing (Net)	15	261
Attempts	14	47
Avg. Per Rush	1.1	5.6
Rushing TDs	0	3
Yds. Gained	57	294
Yds. Lost	42	33
Passing Total (Net)	275	270
Comp.-Att.-Int.	18-29-1	25-39-0
Avg. / Att.	9.5	6.9
Avg. / Comp.	15.3	10.8
TDs	3	2
Total Offense Yards	290	531
Plays	43	86
Avg. / Play	6.7	6.2
Fumbles - Lost	2-1	0-0
Penalties - Yds.	9-85	7-64
Punts - Yds.	8-296	4-146
Avg. / Punt	37	36.5
Inside 20	4	0
50+ Yds.	0	0
Touchbacks	0	1
Fair Catch	3	1
Kickoffs Total - Yds.	3-193	8-482
Avg. Yds. / Kickoff	64.3	60.3
Touchbacks	2	2
Returns		
Punt: Total - Yds. - TDs	0-0-0	2-7-0
Punt: Avg. / Return	0	3.5
Kickoff: Total - Yds. - TDs	3-58-0	1-27-0
Kickoff: Avg. / Return	19.3	27.0
INT: Total - Yds. - TDs	0-0-0	1--2-0
Fumble: Total - Yds. - TDs	0-0-0	0-0-0
Poss. Time	19:08	40:52
3rd. Down Conv.	1 of 8	10 of 19
4th. Down Conversions	0 of 0	2 of 3
Red-Zone: Scores - Chances	2-2	6-7
Sacks: Total - Yds.	4-26	4-24
PAT: Total - Made	3-3	3-5
2PT Conversion: Total - Made	0-0	0-0
Field Goals: Total - Made	0-0	2-2

RUSHING: Old Dominion - Blake Watson 5-45, Keshawn Wicks 3-11, Hayden Wolff 5--23. **ECU** - Keaton Mitchell 18-160, Rahjai Harris 16-61, Marion Gunn Jr. 3-43, Holton Ahlers 9--3.

PASSING: Old Dominion - Hayden Wolff 18-30-1, 275. **ECU** - Holton Ahlers 25-39-0, 270.

RECEIVING: Old Dominion - Ali Jennings 8-200, Jordan Bly 6-67, Blake Watson 2-1, Ahmari Granger 1-6, Keshawn Wicks 1-1. **ECU** - Jaylen Johnson 9-93, Isaiah Winstead 5-89, Rahjai Harris 4-14, Ryan Jones 3-39, Shane Calhoun 2-18, C.J. Johnson 1-11, Kerry King 1-6.

2022 Season Review

Game Three: Virginia 16 Old Dominion 14

Team	1st	2nd	3rd	4th	Total
Old Dominion	0	7	0	7	14
Virginia	7	3	0	6	16

Scoring Summary

1st 03:13 UVA - Hollins, Mike 1 yd run (Farrell, Brendan kick), 7 plays, 77 yards, TOP 02:29 0 7
 2nd 10:23 UVA - Farrell, Brendan 26 yd field goal 7 plays, 41 yards, TOP 02:19 0 10
 2nd 00:19 ODU - Jennings, Ali 29 yd pass from Wolff, Hayden (Sanchez, Ethan kick) 6 plays, 64 yards, TOP 00:32 7 10
 4th 08:37 UVA - Farrell, Brendan 30 yd field goal 11 plays, 46 yards, TOP 05:09 7 13
 4th 01:01 ODU - Kuntz, Zack 18 yd pass from Wolff, Hayden (Sanchez, Ethan kick) 11 plays, 80 yards, TOP 02:06 14 13
 4th 00:00 UVA - Farrell, Brendan 26 yd field goal 6 plays, 56 yards, TOP 01:01 14 16

	ODU	UVA
First Downs Total	20	26
Rushing	5	12
Passing	13	11
Penalty	2	3
Rushing Total (Net)	89	229
Attempts	32	45
Avg. Per Rush	2.8	5.1
Rushing TDs	0	1
Yds. Gained	114	256
Yds. Lost	25	27
Passing Total (Net)	235	284
Comp.-Att.-Int.	23-37-0	20-37-0
Avg. / Att.	6.4	7.7
Avg. / Comp.	10.2	14.2
TDs	2	0
Total Offense Yards	324	513
Plays	69	82
Avg. / Play	4.7	6.3
Fumbles - Lost	2-1	3-3
Penalties - Yds.	8-75	8-80
Punting Punts - Yds.	8-331	4-148
Avg. / Punt	41.4	37
Inside 20	3	2
50+ Yds.	0	0
Touchbacks	1	0
Fair Catch	3	1
Kickoffs Total - Yds.	3-195	4-260
Avg. Yds. / Kickoff	65.0	65.0
Touchbacks	2	3
Returns		
Punt: Total - Yds. - TDs	2-7-0	2-10-0
Punt: Avg. / Return	3.5	5.0
Kickoff: Total - Yds. - TDs	1-28-0	1-37-0
Kickoff: Avg. / Return	28.0	37.0
INT: Total - Yds. - TDs	0-0-0	0-0-0
Fumble: Total - Yds. - TDs	1-10-0	0-0-0
Poss. Time	26:28	33:32
3rd. Down Conv.	4 of 15	7 of 16
4th. Down Conversions	1 of 2	1 of 1
Red-Zone: Scores - Chances	1-1	4-7
Sacks: Total - Yds.	2-20	3-16
PAT: Total - Made	2-2	1-1
2PT Conversion: Total - Made	0-0	0-0
Field Goals: Total - Made	0-0	3-4

RUSHING: Old Dominion - Blake Watson 21-70, Tariq Sims 5-17, Isiah Paige 1-11, Isaiah Spencer 1-6, Keshawn Wicks 1-1, Hayden Wolff 3--16.
Virginia - Xavier Brown 9-88, Perris Jones 11-56, Brennan Armstrong 14-54, Mike Hollins 8-29, Cody Brown 2-4.

PASSING: Old Dominion - Hayden Wolff 23-37-0, 235. **Virginia** - Brennan Armstrong 20-37-0, 284.

RECEIVING: Old Dominion - Ali Jennings 7-97, Zack Kuntz 6-83, Tariq Sims 3-12, Javon Harvey 2-20, Ahmari Granger 2-7, Isaiah Spencer 1-7, Jordan Bly 1-5, Isiah Paige 1-4. **Virginia** - Keytaon Thompson 9-118, Dontayvion Wicks 4-85, Grant Misch 4-33, Lavel Davis Jr. 2-47, Xavier Brown 1-1.

Game Four: Old Dominion 29 Arkansas State 26

Team	1st	2nd	3rd	4th	Total
Arkansas State	0	12	7	7	26
Old Dominion	0	0	21	8	29

Scoring Summary

2nd 10:10 ASU - 0 yd safety 2 0
 2nd 09:27 ASU - Snead,Brian 4 yd run (Zvada,Dominic kick), 3 plays, 58 yards, TOP 00:38 9 0
 2nd 00:37 ASU - Zvada,Dominic 44 yd field goal 12 plays, 42 yards, TOP 05:42 12 0
 3rd 12:53 ODU - Wicks,Keshawn 1 yd run (Sanchez,Ethan kick), 6 plays, 78 yards, TOP 02:03 12 7
 3rd 11:35 ASU - Foreman,Jeff 49 yd pass from Blackman,James (Zvada,Dominic kick) 3 plays, 75 yards, TOP 01:18 19 7
 3rd 10:54 ODU - Jennings,Ali 77 yd pass from Wolff,Hayden (Sanchez,Ethan kick) 2 plays, 75 yards, TOP 00:41 19 14
 3rd 02:13 ODU - Harris,Deevee 16 yd interception (Sanchez,Ethan kick) 19 21
 4th 12:10 ASU - Mayer,AJ 23 yd run (Zvada,Dominic kick), 11 plays, 80 yards, TOP 04:55 26 21
 4th 06:33 ODU - Kuntz,Zack 7 yd pass from Wolff,Hayden (Sanni,Obie rush) 4 plays, 29 yards, TOP 01:19 26 29

	ASU	ODU
First Downs Total	22	12
Rushing	11	2
Passing	10	9
Penalty	1	1
Rushing Total (Net)	112	51
Attempts	47	26
Avg. Per Rush	2.4	2.0
Rushing TDs	2	1
Yds. Gained	178	74
Yds. Lost	66	23
Passing Total (Net)	285	279
Comp.-Att.-Int.	23-35-1	19-32-0
Avg. / Att.	8.1	8.7
Avg. / Comp.	12.4	14.7
TDs	1	2
Total Offense Yards	397	330
Plays	82	58
Avg. / Play	4.8	5.7
Fumbles - Lost	3-1	0-0
Penalties - Yds.	7-60	3-28
Punting Punts - Yds.	6-245	7-284
Avg. / Punt	40.8	40.6
Inside 20	3	2
50+ Yds.	2	2
Touchbacks	0	0
Fair Catch	2	2
Kickoffs Total - Yds.	5-318	6-370
Avg. Yds. / Kickoff	63.6	61.7
Touchbacks	1	2
Returns		
Punt: Total - Yds. - TDs	2-17-0	3-24-0
Punt: Avg. / Return	8.5	8.0
Kickoff: Total - Yds. - TDs	4-82-0	3-60-0
Kickoff: Avg. / Return	20.5	20.0
INT: Total - Yds. - TDs	0-0-0	1-16-1
Fumble: Total - Yds. - TDs	0-0-0	0-0-0
Poss. Time	38:16	21:44
3rd. Down Conv.	4 of 16	3 of 14
4th. Down Conversions	2 of 3	0 of 1
Red-Zone: Scores - Chances	1-1	2-2
Sacks: Total - Yds.	2-11	7-55
PAT: Total - Made	3-3	3-3
2PT Conversion: Total - Made	0-0	1-1
Field Goals: Total - Made	1-1	0-1

RUSHING: Arkansas State - AJ Mayer 7-46, Brian Snead 14-41, Johnnie Lang 10-35, Ja'Quez Cross 1-6, James Blackman 15--16.
Old Dominion - Keshawn Wicks 9-36, Obie Sanni 8-18, Tariq Sims 4-7, Isiah Paige 1-5, Isiah Spencer 1-1, Jordan Bly 1--5, Hayden Wolff 2--11.

PASSING: Arkansas State- James Blackman 23-35-1, 285. **Old Dominion** - Hayden Wolff 19-32-0, 279.

RECEIVING: Arkansas State - Seydou Traore 7-81, Jeff Foreman 4-115, Adam Jones 4-39, Reagan Ealy 3-8, Johnnie Lang 2-17, Daverrick Jenkins 1-18, Khyheem Waleed 1-5, Emmanuel Stevenson 1-4. **Old Dominion** - Ali Jennings 4-140, Isiah Paige 4-46, Zack Kuntz 3-46, Keshawn Wicks 3-14, Jordan Bly 2-31, Tariq Sims 1-4, Obie Sanni 1-0, Ahmarian Granger 1--2.

Game Five: Liberty 38 Old Dominion 24

Team	1st	2nd	3rd	4th	Total
Liberty	14	7	10	7	38
Old Dominion	14	3	7	0	24

Scoring Summary

1st 13:14 Lib - Lofton,Jaivian 34 yd pass from Salter,Kaidon (Brown,Nick kick) 1 plays, 34 yards, TOP 00:08 7 0
 1st 07:22 Lib - Yarbrough,CJ 41 yd pass from Salter,Kaidon (Brown,Nick kick) 4 plays, 77 yards, TOP 01:30 14 0
 1st 05:07 ODU - Wolff,Hayden 8 yd run (Sanchez,Ethan kick), 8 plays, 75 yards, TOP 02:15 14 7
 1st 00:23 ODU - Jennings,Ali 4 yd pass from Wolff,Hayden (Sanchez,Ethan kick) 8 plays, 40 yards, TOP 03:47 14 14
 2nd 12:23 Lib - Hunter,Dae Dae 29 yd run (Brown,Nick kick), 7 plays, 83 yards, TOP 02:56 21 14
 2nd 07:22 ODU - Sanchez,Ethan 34 yd field goal 12 plays, 58 yards, TOP 05:01 21 17
 3rd 06:34 Lib - Brown,Nick 49 yd field goal 7 plays, 29 yards, TOP 03:12 24 17
 3rd 03:01 ODU - Watson,Blake 16 yd pass from Wolff,Hayden (Sanchez,Ethan kick) 8 plays, 75 yards, TOP 03:33 24 24
 3rd 00:05 Lib - Hunter,Dae Dae 32 yd run (Brown,Nick kick), 6 plays, 70 yards, TOP 02:56 31 24
 4th 06:55 Lib - Hunter,Dae Dae 41 yd pass from Bennett,Johnathan (Brown,Nick kick) 8 plays, 99 yards, TOP 04:55 38 24

	Lib	ODU
First Downs Total	23	20
Rushing	8	4
Passing	11	15
Penalty	4	1
Rushing Total (Net)	210	118
Attempts	39	34
Avg. Per Rush	5.4	3.5
Rushing TDs	2	1
Yds. Gained	241	147
Yds. Lost	31	29
Passing Total (Net)	268	297
Comp.-Att.-Int.	17-28-2	27-46-1
Avg. / Att.	9.6	6.5
Avg. / Comp.	15.8	11.0
TDs	3	2
Total Offense Yards	478	415
Plays	67	80
Avg. / Play	7.1	5.2
Fumbles - Lost	0-0	2-1
Penalties - Yds.	3-30	14-120
Punting Punts - Yds.	4-172	6-256
Avg. / Punt	43	42.7
Inside 20	1	3
50+ Yds.	0	0
Touchbacks	0	0
Fair Catch	1	1
Kickoffs Total - Yds.	7-426	5-325
Avg. Yds. / Kickoff	60.9	65.0
Touchbacks	6	3
Returns		
Punt: Total - Yds. - TDs	2--10-0	1-11-0
Punt: Avg. / Return	-5.0	11.0
Kickoff: Total - Yds. - TDs	2-33-0	1-8-0
Kickoff: Avg. / Return	16.5	8.0
INT: Total - Yds. - TDs	1-24-0	2-24-0
Fumble: Total - Yds. - TDs	0-0-0	0-0-0
Poss. Time	28:57	31:03
3rd. Down Conv.	4 of 10	7 of 19
4th. Down Conversions	0 of 0	2 of 3
Red-Zone: Scores - Chances	0-2	4-5
Sacks: Total - Yds.	4-14	4-28
PAT: Total - Made	5-5	3-3
2PT Conversion: Total - Made	0-0	0-0
Field Goals: Total - Made	1-2	1-1

RUSHING: Liberty - Dae Dae Hunter 15-121, Shedro Louis 16-109, Nate Hampton 1-3, Kaidon Salter 3--10, Johnathan Bennett 3--11.
Old Dominion - Blake Watson 15-80, Keshawn Wicks 4-17, Obie Sanni 3-11, Hayden Wolff 10-8, DJ Mack 1-2.

PASSING: Liberty - Kaidon Salter 10-19-2, 170, Johnathan Bennett 7-9-0, 98. **Old Dominion** - Hayden Wolff 27-46-1, 297.

RECEIVING: Liberty - CJ Yarbrough 4-94, Dae Dae Hunter 3-60, Jaivian Lofton 2-44, Demario Douglas 2-13, Treon Sibley 1-21, Michael Bollinger 1-14, Noah Frith 1-11, CJ Daniels 1-8, Caleb Snead 1-2, Austin Henderson 1-1. **Old Dominion** - Ali Jennings 8-129, Javon Harvey 7-64, Blake Watson 6-60, Peter Kikwata 1-23, Jordan Bly 1-6, Marquez Bell 1-5, Donta Anthony 1-4, Zack Kuntz 1-3, Isiah Paige 1-3.

2022 Season Review

Game Six: Old Dominion 49 Coastal Carolina 21

Team	1st	2nd	3rd	4th	Total
Old Dominion	7	7	21	14	49
Coastal Carolina	0	7	7	7	21

Scoring Summary

1st 11:49 ODU - Watson,Blake 25 yd run (Sanchez,Ethan kick), 8 plays, 73 yards, TOP 03:06 7 0
 2nd 02:52 CCU - Jenkins,Jacob 8 yd pass from McCall,Grayson (Hensley,Kade kick) 10 plays, 80 yards, TOP 04:42 7 7
 2nd 02:19 ODU - Watson,Blake 58 yd run (Sanchez,Ethan kick), 3 plays, 75 yards, TOP 00:33 14 7
 3rd 09:44 ODU - Mack Jr.,D.J. 20 yd run (Sanchez,Ethan kick), 5 plays, 69 yards, TOP 01:46 21 7
 3rd 05:23 ODU - Paige,Isiah 22 yd pass from Wolff,Hayden (Sanchez,Ethan kick) 3 plays, 41 yards, TOP 00:54 28 7
 3rd 05:13 CCU - Brown,Jared 75 yd pass from McCall,Grayson (Hensley,Kade kick) 1 plays, 75 yards, TOP 00:10 28 14
 3rd 01:23 ODU - Spencer,Isaiah 21 yd pass from Mack Jr.,D.J. (Sanchez,Ethan kick) 8 plays, 70 yards, TOP 03:44 35 14
 4th 11:01 CCU - Roberts,Tyler 9 yd pass from McCall,Grayson (Hensley,Kade kick) 11 plays, 77 yards, TOP 05:17 35 21
 4th 10:16 ODU - Watson,Blake 67 yd run (Sanchez,Ethan kick), 2 plays, 75 yards, TOP 00:45 42 21
 4th 05:33 ODU - Jennings,Ali 2 yd pass from Wolff,Hayden (Sanchez,Ethan kick) 7 plays, 58 yards, TOP 04:18 49 21

	ODU	CCU
First Downs Total	23	23
Rushing	12	6
Passing	10	12
Penalty	1	5
Rushing Total (Net)	323	90
Attempts	32	43
Avg. Per Rush	10.1	2.1
Rushing TDs	4	0
Yds. Gained	335	137
Yds. Lost	12	47
Passing Total (Net)	205	366
Comp.-Att.-Int.	13-17-0	27-38-0
Avg. / Att.	12.1	9.6
Avg. / Comp.	15.8	13.6
TDs	3	3
Total Offense Yards	528	456
Plays	49	81
Avg. / Play	10.8	5.6
Fumbles - Lost	0-0	1-1
Penalties - Yds.	8-88	6-55
Punting Punts - Yds.	2-84	1-33
Avg. / Punt	42	33
Inside 20	0	0
50+ Yds.	0	0
Touchbacks	2	0
Fair Catch	0	1
Kickoffs Total - Yds.	8-510	4-244
Avg. Yds. / Kickoff	63.8	61.0
Touchbacks	5	1
Returns		
Punt: Total - Yds. - TDs	0-0-0	0-0-0
Punt: Avg. / Return	0	0
Kickoff: Total - Yds. - TDs	2-45-0	3-68-0
Kickoff: Avg. / Return	22.5	22.7
INT: Total - Yds. - TDs	0-0-0	0-0-0
Fumble: Total - Yds. - TDs	0-0-0	0-0-0
Poss. Time	23:02	36:58
3rd. Down Conv.	3 of 6	8 of 17
4th. Down Conversions	1 of 1	2 of 5
Red-Zone: Scores - Chances	2-2	2-3
Sacks: Total - Yds.	7-39	1-7
PAT: Total - Made	7-7	3-3
2PT Conversion: Total - Made	0-0	0-0
Field Goals: Total - Made	0-0	0-1

RUSHING: Old Dominion - Blake Watson 19-259, Obie Sanni 4-27, DJ Mack 3-26, Keshawn Wicks 3-17, Tariq Sims 2-1, Hayden Wolff 1--7.
Coastal Carolina - Reese White 10-46, Max Balthazar 7-32, CJ Beasley 11-15, Elijah Hopkins 2-14, Jarrett Guest 2-3, Grayson McCall 11--20.

PASSING: Old Dominion- Hayden Wolff 12-16-0, 184, DJ Mack 1-1-0, 21. **Coastal Carolina** - Grayson McCall 26-34-0, 358, Jarrett Guest 1-4-0, 8.

RECEIVING: Old Dominion - Ali Jennings 6-87, Javon Harvey 3-47, Isaiah Spencer 2-43, Isiah Paige 1-22, Keshawn Wicks 1-6. **Coastal Carolina** - Sam Pinckney 7-113, Jared Brown 5-90, Tyson Mobley 4-63, Xavier Gravette 4-29, Jacob Jenkins 3-24, Kyre Duplessis 2-28, CJ Beasley 1-10, Tyler Roberts 1-9.

2022 Season Review

Game Seven: Georgia Southern 28 Old Dominion 23

Team	1st	2nd	3rd	4th	Total
Georgia Southern	7	7	7	7	28
Old Dominion	3	0	13	7	23

Scoring Summary

1st 02:59 ODU - Sanchez,Ethan 44 yd field goal 6 plays, 25 yards, TOP 02:48 0 3
 1st 00:10 GSU - Jones,Amare 29 yd pass from Vantrease,Kyle (Raynor,Alex kick) 7 plays, 75 yards, TOP 02:44 7 3
 2nd 00:17 GSU - White,Jalen 4 yd run (Raynor,Alex kick), 9 plays, 80 yards, TOP 04:01 14 3
 3rd 13:34 ODU - Jennings,Ali 22 yd pass from Wolff,Hayden (Sanchez,Ethan kick) 5 plays, 71 yards, TOP 01:26 14 10
 3rd 09:46 GSU - Green,Gerald 30 yd run (Raynor,Alex kick), 9 plays, 75 yards, TOP 03:48 21 10
 3rd 02:27 ODU - Sanchez,Ethan 35 yd field goal 10 plays, 52 yards, TOP 04:04 21 13
 3rd 00:51 ODU - Sanchez,Ethan 33 yd field goal 4 plays, yards, TOP 00:21 21 16
 4th 10:00 GSU - Green,Gerald 3 yd run (Raynor,Alex kick), 13 plays, 77 yards, TOP 05:46 28 16
 4th 05:19 ODU - Watson,Blake 2 yd run (Sanchez,Ethan kick), 12 plays, 73 yards, TOP 04:41 28 23

	GSU	ODU
First Downs Total	25	18
Rushing	12	5
Passing	11	12
Penalty	2	1
Rushing Total (Net)	223	133
Attempts	50	22
Avg. Per Rush	4.5	6.0
Rushing TDs	3	1
Yds. Gained	240	139
Yds. Lost	17	6
Passing Total (Net)	192	313
Comp.-Att.-Int.	22-27-0	23-43-0
Avg. / Att.	7.1	7.3
Avg. / Comp.	8.7	13.6
TDs	1	1
Total Offense Yards	415	446
Plays	77	65
Avg. / Play	5.4	6.9
Fumbles - Lost	2-0	0-0
Penalties - Yds.	3-25	5-45
Punting		
Punts - Yds.	3-117	1-51
Avg. / Punt	39	51
Inside 20	0	0
50+ Yds.	0	1
Touchbacks	0	0
Fair Catch	0	0
Kickoffs Total - Yds.	5-233	6-378
Avg. Yds. / Kickoff	46.6	63.0
Touchbacks	0	3
Returns		
Punt: Total - Yds. - TDs	1-9-0	2-23-0
Punt: Avg. / Return	9.0	11.5
Kickoff: Total - Yds. - TDs	3-64-0	2-43-0
Kickoff: Avg. / Return	21.3	21.5
INT: Total - Yds. - TDs	0-0-0	0-0-0
Fumble: Total - Yds. - TDs	0-0-0	0-0-0
Poss. Time	34:33	25:27
3rd. Down Conv.	8 of 15	3 of 12
4th. Down Conversions	1 of 3	1 of 3
Red-Zone: Scores - Chances	2-2	3-5
Sacks: Total - Yds.	1-4	0-0
PAT: Total - Made	4-4	2-2
2PT Conversion: Total - Made	0-0	0-0
Field Goals: Total - Made	0-1	3-5

RUSHING: Georgia Southern - Jalen White 30-138, Gerald Green 12-91, Kyle Vantrease 4-3, Anthony Black II 1--9.

Old Dominion - Blake Watson 16-108, Keshawn Wicks 3-13, Hayden Wolff 2-7, DJ Mack 1-5.

PASSING: Georgia Southern- Kyle Vantrease 22-27-0, 192. **Old Dominion** - Hayden Wolff 23-40-0, 313, DJ Mack 0-2-0, 0.

RECEIVING: Georgia Southern- Khaleb Hood 7-47, Jeremy Singleton 6-44, Amare Jones 5-54, Jalen White 2-22, Jjay McAfee 1-16, Derwin Burgess Jr. 1-9.

Old Dominion - Ali Jennings 9-130, Javon Harvey 5-71, Isaiah Spencer 3-33, Ahmarian Granger 2-46, Isiah Paige 2-15, Keshawn Wicks 1-28, Blake Watson 1-5.

2022 Season Review

Game Eight: Georgia State 31 Old Dominion 17

Team	1st	2nd	3rd	4th	Total
Old Dominion	7	7	0	3	17
Georgia State	7	7	14	3	31

Scoring Summary

ODU - Harvey,Javon 61 yd pass from Wolff,Hayden (Sanchez,Ethan kick) 4 plays, 74 yards, TOP 01:40 7 0
 1st 02:29 GSU - Gregg,Tucker 4 yd run (Hayes,Michael kick), 2 plays, 9 yards, TOP 00:54 7 7
 2nd 10:04 GSU - Thrash,Jamari 38 yd pass from Grainger,Darren (Hayes,Michael kick) 6 plays, 90 yards, TOP 01:48 7 14
 2nd 07:15 ODU - Jennings,Ali 12 yd pass from Wolff,Hayden (Sanchez,Ethan kick) 7 plays, 75 yards, TOP 02:49 14 14
 3rd 05:00 GSU - Grainger,Darren 1 yd run (Hayes,Michael kick), 17 plays, 80 yards, TOP 07:59 14 21
 3rd 04:02 GSU - Carroll,Marcus 11 yd run (Hayes,Michael kick), 1 plays, 11 yards, TOP 00:05 14 28
 4th 06:20 GSU - Hayes,Michael 26 yd field goal 18 plays, 76 yards, TOP 10:12 14 31
 4th 04:51 ODU - Sanchez,Ethan 40 yd field goal 5 plays, 52 yards, TOP 01:29 17 31

	ODU	GSU
First Downs Total	12	24
Rushing	3	15
Passing	8	7
Penalty	1	2
Rushing Total (Net)	26	218
Attempts	22	62
Avg. Per Rush	1.2	3.5
Rushing TDs	0	3
Yds. Gained	76	241
Yds. Lost	50	23
Passing Total (Net)	257	195
Comp.-Att.-Int.	19-35-1	14-20-0
Avg. / Att.	7.3	9.8
Avg. / Comp.	13.5	13.9
TDs	2	1
Total Offense Yards	283	413
Plays	57	82
Avg. / Play	5	5
Fumbles - Lost	1-1	2-1
Penalties - Yds.	6-34	5-45
Punting Punts - Yds.	5-205	3-124
Avg. / Punt	41	41.3
Inside 20	2	2
50+ Yds.	1	0
Touchbacks	0	0
Fair Catch	3	1
Kickoffs		
Total - Yds.	4-159	6-389
Avg. Yds. / Kickoff	39.8	64.8
Touchbacks	0	4
Returns		
Punt: Total - Yds. - TDs	2-2-0	2-32-0
Punt: Avg. / Return	1.0	16.0
Kickoff: Total - Yds. - TDs	1-17-0	4-46-0
Kickoff: Avg. / Return	17.0	11.5
INT: Total - Yds. - TDs	0-0-0	1-15-0
Fumble: Total - Yds. - TDs	1-0-0	0-0-0
Poss. Time	22:50	37:10
3rd. Down Conv.	4 of 14	7 of 17
4th. Down Conversions	0 of 2	3 of 4
Red-Zone: Scores - Chances	1-1	4-5
Sacks: Total - Yds.	2-3	6-47
PAT: Total - Made	2-2	4-4
2PT Conversion: Total - Made	0-0	0-0
Field Goals: Total - Made	1-1	1-2

RUSHING: Old Dominion - Blake Watson 14-65, Hayden Wolff 8-39.

Georgia State - Darren Grainger 19-104, Tucker Gregg 19-52, Jamyest Williams 12-34, Marcus Carroll 7-22, Antoine Lane 2-10, Lamarcus Brand 1-0.

PASSING: Old Dominion- Hayden Wolff 19-35-1, 257. **Georgia State** - Darren Grainger 14-20-0, 195.

RECEIVING: Old Dominion - Jordan Bly 6-87, Blake Watson 4-13, Javon Harvey 3-124, Ali Jennings 3-24, Isaiah Spencer 2-5, Donta Anthony 1-4.

Georgia State - Tailique Williams 5-50, Jamari Thrash 3-87, Cadarrus Thompson 3-22, Tucker Gregg 2-24, Lamarcus Brand 1-12.

2022 Season Review

Game Nine: Marshall 12 Old Dominion 0

Team	1st	2nd	3rd	4th	Total
Marshall	0	6	3	3	12
Old Dominion	0	0	0	0	0

Scoring Summary

2nd 13:48 Mar - Verhoff,Rece 33 yd field goal 14 plays, 76 yards, TOP 06:28 3 0

2nd 10:35 Mar - Verhoff,Rece 26 yd field goal 5 plays, 14 yards, TOP 02:24 6 0

3rd 08:39 Mar - Verhoff,Rece 30 yd field goal 9 plays, 63 yards, TOP 03:59 9 0

4th 10:50 Mar - Verhoff,Rece 23 yd field goal 6 plays, 22 yards, TOP 03:24 12 0

	Mar	ODU
First Downs Total	20	13
Rushing	12	1
Passing	5	9
Penalty	3	3
Rushing Total (Net)	298	11
Attempts	56	14
Avg. Per Rush	5.3	0.8
Rushing TDs	0	0
Yds. Gained	319	31
Yds. Lost	21	20
Passing Total (Net)	89	198
Comp.-Att.-Int.	13-25-2	24-46-1
Avg. / Att.	3.6	4.3
Avg. / Comp.	6.8	8.3
TDs	0	0
Total Offense Yards	387	209
Plays	81	60
Avg. / Play	4.8	3.5
Fumbles - Lost	1-0	4-3
Penalties - Yds.	8-91	7-75
Punting Punts - Yds.	6-195	8-343
Avg. / Punt	32.5	42.9
Inside 20	2	4
50+ Yds.	0	2
Touchbacks	0	0
Fair Catch	1	2
Kickoffs Total - Yds.	5-310	1-65
Avg. Yds. / Kickoff	62.0	65.0
Touchbacks	3	1
Returns		
Punt: Total - Yds. - TDs	0-0-0	3-45-0
Punt: Avg. / Return	0	15.0
Kickoff: Total - Yds. - TDs	0-0-0	1-16-0
Kickoff: Avg. / Return	0	16.0
INT: Total - Yds. - TDs	1-7-0	2-10-0
Fumble: Total - Yds. - TDs	1-20-0	0-0-0
Misc. Yards	-7	0
Poss. Time	38:11	21:49
3rd. Down Conv.	5 of 19	2 of 14
4th. Down Conversions	0 of 0	0 of 2
Red-Zone: Scores - Chances	4-5	0-0
Sacks: Total - Yds.	3-19	0-0
PAT: Total - Made	0-0	0-0
2PT Conversion: Total - Made	0-0	0-0
Field Goals: Total - Made	4-5	0-0

RUSHING: Marshall - Khalan Laborn 31-139, Cam Fancher 18-136, EJ Horton 1-12, Ethan Payne 2-10, AJ Turner 2-8.

Old Dominion - Blake Watson 10-28, Hayden Wolff 4--17.

PASSING: Marshall - Cam Fancher 13-25-2, 89. **Old Dominion** - Hayden Wolff 24-46-1, 198.

RECEIVING: Marshall - EJ Horton 4-28, Charles Montgomery 2-18, Ethan Payne 2-15, Corey Gammage 2-14, Shadeed Ahmed 1-10, Devin Miller 1-7, AJ Turner 1--3. **Old Dominion** - Blake Watson 5-36, Isaiah Spencer 5-35, Javon Harvey 4-60, Ali Jennings 4-30, Jordan Bly 3-25, Keshawn Wicks 2-8, DJ Mack 1-4.

2022 Season Review

Game 10: James Madison 37 Old Dominion 3

Team	1st	2nd	3rd	4th	Total
James Madison	7	10	13	7	37
Old Dominion	0	3	0	0	3

Scoring Summary

1st 08:11 JMU - Agyei-Obese, Percy 1 yd run (Wise, Camden kick), 12 plays, 82 yards, TOP 05:40 7 0
 2nd 13:49 JMU - Centeio, Todd 6 yd run (Wise, Camden kick), 3 plays, 55 yards, TOP 00:59 14 0
 2nd 04:13 JMU - Wise, Camden 33 yd field goal 7 plays, 69 yards, TOP 03:29 17 0
 2nd 00:05 ODU - Sanchez, Ethan 29 yd field goal 7 plays, 19 yards, TOP 01:17 17 3
 3rd 08:20 JMU - Wise, Camden 21 yd field goal 11 plays, 56 yards, TOP 05:32 20 3
 3rd 07:47 JMU - Walker, Jailin 29 yd interception (Wise, Camden kick) 27 3
 3rd 00:26 JMU - Wise, Camden 44 yd field goal 11 plays, 61 yards, TOP 04:08 30 3
 4th 05:47 JMU - Black, Kaelon 1 yd run (Wise, Camden kick), 13 plays, 91 yards, TOP 07:42 37 3

	JMU	ODU
First Downs Total	22	11
Rushing	11	5
Passing	11	6
Penalty	0	0
Rushing Total (Net)	188	78
Attempts	51	29
Avg. Per Rush	3.7	2.7
Rushing TDs	3	0
Yds. Gained	219	108
Yds. Lost	31	30
Passing Total (Net)	304	149
Comp.-Att.-Int.	18-22-2	14-26-3
Avg. / Att.	13.8	5.7
Avg. / Comp.	16.9	10.6
TDs	0	0
Total Offense Yards	492	227
Plays	73	55
Avg. / Play	6.7	4.1
Fumbles - Lost	3-0	2-1
Penalties - Yds.	4-30	3-20
Punting Punts - Yds.	2-79	6-290
Avg. / Punt	39.5	48.3
Inside 20	0	4
50+ Yds.	0	3
Touchbacks	0	0
Fair Catch	2	2
Kickoffs Total - Yds.	8-505	2-126
Avg. Yds. / Kickoff	63.1	63.0
Touchbacks	5	1
Returns		
Punt: Total - Yds. - TDs	0-0-0	0-0-0
Punt: Avg. / Return	0	0
Kickoff: Total - Yds. - TDs	1-27-0	2-37-0
Kickoff: Avg. / Return	27.0	18.5
INT: Total - Yds. - TDs	3-44-1	2-46-0
Fumble: Total - Yds. - TDs	0-0-0	0-0-0
Poss. Time	38:12	21:48
3rd. Down Conv.	7 of 13	4 of 13
4th. Down Conversions	1 of 1	1 of 2
Red-Zone: Scores - Chances	5-5	1-2
Sacks: Total - Yds.	4-21	2-15
PAT: Total - Made	4-4	0-0
2PT Conversion: Total - Made	0-0	0-0
Field Goals: Total - Made	3-3	1-1

RUSHING: James Madison - Percy Agyei-Obese 16-82, Kaelon Black 11-51, Latrelle Palmer 4-24, Todd Centeio 14-17, Billy Atkins 1-10, Sammy Malignaggi 2-7, Peyton Rutherford 1-0. **Old Dominion** - Hayden Wolff 9-27, Blake Watson 11-22, Tariq Sims 3-14, Brendon Clark 3-12, Keshawn Wicks 2-7, Javon Harvey 1-4.

PASSING: James Madison - Todd Centeio 18-21-1, 304, Billy Atkins 0-1-1, 0. **Old Dominion** - Hayden Wolff 12-22-2, 112, Brendon Clark 2-4-1, 37.

RECEIVING: James Madison - Kris Thornton 6-140, Kaelon Black 4-37, Drew Painter 3-49, Terrance Greene Jr. 3-23, Wayne Knight 1-32, Zach Horton 1-23. **Old Dominion** - Ahmariyan Granger 4-46, Blake Watson 4-29, Isaiah Spencer 2-18, Isiah Page 1-21, Javon Harvey 1-19, Marqeese Dietz 1-12, Keshawn Wicks 1-4.

Game 11: App State 27 Old Dominion 14

Team	1st	2nd	3rd	4th	Total
Old Dominion	0	0	0	14	14
App State	10	14	3	0	27

Scoring Summary

1st 10:11 APP - Hughes,Michael 27 yd field goal 8 plays, 80 yards, TOP 03:34 0 3
 1st 00:20 APP - Robinson,Kaedin 35 yd pass from Brice,Chase (Hughes,Michael kick) 6 plays, 93 yards, TOP 02:37 0 10
 2nd 13:43 APP - Wells,Christian 75 yd pass from Brice,Chase (Hughes,Michael kick) 1 plays, 75 yards, TOP 00:11 0 17
 2nd 07:43 APP - Marshall,Ahmani 17 yd run (Hughes,Michael kick), 8 plays, 60 yards, TOP 04:08 0 24
 3rd 10:04 APP - Hughes,Michael 40 yd field goal 12 plays, 56 yards, TOP 04:50 0 27
 4th 07:05 ODU - Harvey,Javon 36 yd pass from Wolff,Hayden (Sanchez,Ethan kick) 7 plays, 80 yards, TOP 02:42 7 27
 4th 02:20 ODU - Harvey,Javon 25 yd pass from Wolff,Hayden (Sanchez,Ethan kick) 6 plays, 75 yards, TOP 01:21 14 27

	ODU	APP
First Downs Total	20	25
Rushing	5	13
Passing	14	11
Penalty	1	1
Rushing Total (Net)	86	207
Attempts	28	42
Avg. Per Rush	3.1	4.9
Rushing TDs	0	1
Yds. Gained	108	236
Yds. Lost	22	29
Passing Total (Net)	308	291
Comp.-Att.-Int.	22-38-0	15-22-0
Avg. / Att.	8.1	13.2
Avg. / Comp.	14.0	19.4
TDs	2	2
Total Offense Yards	394	498
Plays	66	64
Avg. / Play	6	7.8
Fumbles - Lost	2-1	3-0
Penalties - Yds.	7-55	3-17
Punting Punts - Yds.	5-227	5-194
Avg. / Punt	45.4	38.8
Inside 20	2	0
50+ Yds.	1	1
Touchbacks	0	1
Fair Catch	3	1
Kickoffs Total - Yds.	3-143	6-372
Avg. Yds. / Kickoff	47.7	62.0
Touchbacks	1	2
Returns		
Punt: Total - Yds. - TDs	2-8-0	1--14-0
Punt: Avg. / Return	4.0	-14.0
Kickoff: Total - Yds. - TDs	3-64-0	2-22-0
Kickoff: Avg. / Return	21.3	11.0
INT: Total - Yds. - TDs	0-0-0	0-0-0
Fumble: Total - Yds. - TDs	0-0-0	0-0-0
Poss. Time	27:18	32:42
3rd. Down Conv.	7 of 14	3 of 11
4th. Down Conversions	0 of 2	1 of 1
Red-Zone: Scores - Chances	0-1	2-4
Sacks: Total - Yds.	2-17	3-20
PAT: Total - Made	2-2	3-3
2PT Conversion: Total - Made	0-0	0-0
Field Goals: Total - Made	0-0	2-2

RUSHING: Old Dominion - Blake Watson 10-69, Keshawn Wicks 2-9, Brendon Clark 3-5, Tariq Sims 3-5, Marquez Bell 1-2, Hayden Wolff 8--2, Javon Harvey 1--2. **App State** - Ahmani Marshall 19-137, Daetrich Harrington 7-33, Nate Noel 6-25, Anderson Castle 2-15, Kaedin Robinson 1-15, Kanye Roberts 1-0, Chase Brice 6--18.

PASSING: Old Dominion- Hayden Wolff 22-38-0, 308, Brendon Clark 0-0-0, 0. **App State** - Chase Brice 15-22-0, 291.

RECEIVING: Old Dominion - Blake Watson 7-73, Javon Harvey 4-133, Marqeese Dietz 3-50, Isiah Paige 3-14, Isaiah Spencer 1-20, Jordan Bly 1-1, Keshawn Wicks 1--5. **App State** - Kaedin Robinson 3-90, Henry Pearson 2-41, Dashaun Davis 2-27, Dalton Stroman 2-24, Christian Horn 2-8, Nate Noel 2-1, Christian Wells 1-75, Daetrich Harrington 1-9.

2022 Season Review

Game 12: South Alabama 27 Old Dominion 20

Team	1st	2nd	3rd	4th	Total
Old Dominion	10	10	0	0	20
South Alabama	7	6	7	7	27

Scoring Summary

ODU - Harvey,Javon 26 yd pass from Wolff,Hayden (Sanchez,Ethan kick) 5 plays, 75 yards, TOP 02:26 7 0
 1st 06:09 USA - Lacy,Caullin 10 yd pass from Bradley,Carter (Guajardo,Diego kick) 14 plays, 75 yards, TOP 06:25 7 7
 1st 03:27 ODU - Sanchez,Ethan 33 yd field goal 10 plays, 60 yards, TOP 02:36 10 7
 2nd 12:21 USA - Guajardo,Diego 23 yd field goal 11 plays, 62 yards, TOP 04:10 10 10
 2nd 08:33 ODU - Watson,Blake 6 yd pass from Wolff,Hayden (Sanchez,Ethan kick) 8 plays, 75 yards, TOP 03:48 17 10
 2nd 02:52 USA - Guajardo,Diego 46 yd field goal 11 plays, 52 yards, TOP 05:34 17 13
 2nd 00:00 ODU - Sanchez,Ethan 18 yd field goal 14 plays, 87 yards, TOP 02:45 20 13
 3rd 04:50 USA - Wayne,Jalen 30 yd pass from Bradley,Carter (Guajardo,Diego kick) 12 plays, 83 yards, TOP 05:53 20 20
 4th 06:40 USA - Thomas-Jones,DJ 2 yd pass from Bradley,Carter (Guajardo,Diego kick) 15 plays, 69 yards, TOP 06:57 20 27

	ODU	USA
First Downs Total	17	24
Rushing	5	13
Passing	10	11
Penalty	2	0
Rushing Total (Net)	96	208
Attempts	25	49
Avg. Per Rush	3.8	4.2
Rushing TDs	0	0
Yds. Gained	124	221
Yds. Lost	28	13
Passing Total (Net)	285	190
Comp.-Att.-Int.	21-36-0	17-29-1
Avg. / Att.	7.9	6.6
Avg. / Comp.	13.6	11.2
TDs	2	3
Total Offense Yards	381	398
Plays	61	78
Avg. / Play	6.2	5.1
Fumbles - Lost	1-0	0-0
Penalties - Yds.	5-55	5-40
Punting Punts - Yds.	4-174	2-106
Avg. / Punt	43.5	53
Inside 20	2	0
50+ Yds.	0	2
Touchbacks	0	1
Fair Catch	2	0
Kickoffs Total - Yds.	4-260	6-390
Avg. Yds. / Kickoff	65.0	65.0
Touchbacks	2	3
Returns		
Punt: Total - Yds. - TDs	0-0-0	2-0-0
Punt: Avg. / Return	0	0.0
Kickoff: Total - Yds. - TDs	3-66-0	1-20-0
Kickoff: Avg. / Return	22.0	20.0
INT: Total - Yds. - TDs	1-0-0	0-0-0
Fumble: Total - Yds. - TDs	0-0-0	0-0-0
Poss. Time	24:52	35:08
3rd. Down Conv.	7 of 15	9 of 17
4th. Down Conversions	1 of 2	3 of 3
Red-Zone: Scores - Chances	3-3	3-3
Sacks: Total - Yds.	1-6	3-26
PAT: Total - Made	2-2	3-3
2PT Conversion: Total - Made	0-0	0-0
Field Goals: Total - Made	2-2	2-2

RUSHING: Old Dominion - Blake Watson 18-112, Hayden Wolff 7--14.

South Alabama - La'Damian Webb 18-74, Braylon McReynolds 10-56, Omni Wells 9-40, Carter Bradley 5-22, Desmond Trotter 1-14, Marco Lee 3-8.

PASSING: Old Dominion- Hayden Wolff 21-36-0, 285. **South Alabama** - Carter Bradley 17-29-1, 190.

RECEIVING: Old Dominion - Blake Watson 6-88, Ahmarian Granger 5-71, Isiah Paige 3-26, Javon Harvey 2-35, Isaiah Spencer 2-11, Levi Wentz 1-42, Donta Anthony 1-9, Marqeese Dietz 1-3. **South Alabama** - Caulin Lacy 6-53, Jalen Wayne 3-63, Devin Voisin 3-36, Braylon McReynolds 2-18, La'Damian Webb 1-14, Omni Wells 1-4, DJ Thomas-Jones 1-2.

All-American Jason Henderson



Henderson By the Numbers

- 186 tackles third most in FBS single-season history
- Led No. 2 tackler in the country by 39 tackles.
- Led the No. 2 tackler in the Sun Belt (Carlton Martial, Troy) by 51 tackles.
- Sun Belt Single-Season Conference Record
- Old Dominion Single-Season Record

Henderson Double-Digit Tackle Games

Opponents	Tackles
Virginia Tech	18
East Carolina	14
Virginia	12
Arkansas State	21
Liberty	15
Coastal Carolina	10
Georgia Southern	22
Georgia State	17
Marshall	19
James Madison	18
South Alabama	18

FBS Single-Season Tackles List

Player	School	Year	Tackles
Lawrence Flugence	Texas Tech	2002	193
Luke Kuechly	Boston College	2011	191
Jason Henderson	Old Dominion	2022	186
Josh Buhl	Kansas State	2013	184
Luke Kuechly	Boston College	2010	183

2022 FBS Tackles Leaders

Player	School	Tackles	Tackles PG
Jason Henderson	Old Dominion	186	15.5
Shaun Dolac	Buffalo	147	11.3
Cedric Gray	North Carolina	145	10.4
Jackson Mitchell	UConn	140	10.8
KD Davis	North Texas	138	9.8
Ivan Pace Jr.	Cincinnati	137	10.5

OPPONENTS



VIRGINIA TECH

ODU at Virginia Tech (ACC Network)

Saturday, Sept. 2 | 8 p.m.

Quick Facts

Location: Blacksburg, Va.
 Enrollment: 34,656
 Nickname: Hokies
 Website: www.Hokiesports.com
 Twitter: @HokiesFB
 Stadium: Lane Stadium
 Capacity: 66,233
 Surface: Bermuda Grass
 President: Dr. Timothy D. Sands
 Athletic Director: Whit Babcock



2022 Schedule/Results			2023 Schedule		
Date	Opponent	Result	Date	Opponent	
Sept. 2	at Old Dominion	L, 20-17	Sept. 2	Old Dominion	
Sept. 10	Boston College*	W, 27-10	Sept. 9	Purdue	
Sept. 17	Wofford	W, 27-7	Sept. 16	at Rutgers	
Sept. 22	West Virginia	L, 33-10	Sept. 23	Marshall	
Oct. 1	at North Carolina*	L, 41-10	Sept. 30	Pittsburgh*	
Oct. 8	at Pittsburgh*	L, 45-28	Oct. 7	at Florida State*	
Oct. 15	Miami (Fla.)	L, 20-14	Oct. 14	Wake Forest*	
Oct. 27	at NC State*	L, 22-21	Oct. 26	Syracuse*	
Nov. 5	Georgia Tech*	L, 28-27	Nov. 4	at Louisville*	
Nov. 12	at Duke*	L, 24-7	Nov. 11	at Boston College*	
Nov. 19	at Liberty	W, 23-22	Nov. 18	NC State*	
Nov. 26	Virginia*	Canceled	Nov. 25	at Virginia*	
		*Conference Game			*Conference Game

Last Meeting: 2022: ODU 20 Virginia Tech 17
 ODU All-Time Record vs. Virginia Tech: 2-2

Coaching Staff
 Brent Pry: Head Coach
 Overall Record: 3-8 (2nd Season)
 Record at VT: 3-8 (2nd Season)
 J.C Price: Associate Head Coach/ Defensive Line
 Tyler Bowen: Offensive Coordinator/ Quarterbacks
 Chris Marve: Defensive Coordinator/ Linebackers
 Stu Holt: Special Teams Coordinator/ Tight Ends
 Derek Jones: Cornerbacks
 Fontel Mines: Wide Receivers
 Pierson Prioleau: Safeties
 Shawn Quinn: Stars/Nickels
 Elijah Brooks: Running Backs
 Ron Crook: Offensive Line

LOUISIANA

ODU vs. Louisiana (ESPN+)

Saturday, Sept. 9 | 6 p.m.

Quick Facts

Location: Lafayette, La.
 Enrollment: 19,200
 Nickname: Ragin' Cajuns
 Website: www.ragincajuns.com
 Twitter: @RaginCajunsFB
 Stadium: Cajun Field
 Capacity: 41,426
 Surface: Matrix Turf
 President: Dr. E. Joseph Savoie
 Athletic Director: Dr. Bryan Maggard



2022 Schedule/Results			2023 Schedule		
Date	Opponent	Result	Date	Opponent	
Sept. 3	Southeastern Louisiana	W, 24-7	Sept. 2	Northwestern State	
Sept. 10	Eastern Michigan	W, 49-21	Sept. 9	at Old Dominion*	
Sept. 17	at Rice	L, 33-21	Sept. 16	at UAB	
Sept. 24	at ULM	L, 21-17	Sept. 23	Buffalo	
Oct. 1	South Alabama	L, 20-17	Sept. 30	at Minnesota	
Oct. 12	at Marshall	W, 23-13	Oct. 7	Texas State*	
Oct. 22	Arkansas State	W, 38-18	Oct. 21	Georgia State*	
Oct. 27	at Southern Miss	L, 39-24	Oct. 28	at South Alabama*	
Nov. 5	Troy	L, 23-17	Nov. 4	at Arkansas State*	
Nov. 10	Georgia Southern	W, 36-17	Nov. 9	Southern Miss*	
Nov. 19	at Florida State	L, 49-17	Nov. 18	at Troy*	
Nov. 26	at Texas State	W, 41-13	Nov. 25	ULM*	
Dec. 23	vs. Houston	L, 23-16			*Conference Game
	Radiance Technologies Independence Bowl				

First Meeting

Coaching Staff
 Michael Desormeaux: Head Coach
 Overall Record: 7-7 (2nd Season)
 Record at Louisiana: 7-7 (2nd Season)
 LaMar Morgan: Defensive Coordinator/ Safeties
 Tim Leger: Offensive Coordinator/ Wide Receivers
 Jorge Munoz: Associate Head Coach/ Tight Ends
 Matt Bergeron: Running Backs
 Jeff Buris: Cornerbacks
 Mike Giuliani: Outside Linebackers
 Jeff Norrid: Offensive Line
 Galen Scott: Inside Linebackers
 Dennis Thomas: Defensive Line
 Luke Paschall: Special Teams Coordinator
 Matt Viator: Quarterbacks

WAKE FOREST

TEXAS A&M UNIVERSITY-COMMERCE

ODU vs. Wake Forest (ESPN2/ESPNU)

ODU vs. Texas A&M University-Commerce

Saturday, Sept. 16 | Noon

Saturday, Sept. 23 | 3:30 p.m.

Quick Facts

Location: Winston-Salem, N.C.
 Enrollment:5,441
 Nickname: Demon Deacons
 Website: www.godeacs.com
 Twitter: @WakeFB
 Stadium:Truist Field
 Capacity: 31,500
 Surface:FieldTurf
 President:Dr. Susan R. Wentz
 Athletic Director:John Currie

Quick Facts

Location: Commerce, Texas
 Enrollment:7,369
 Nickname:Lions
 Website:www.lionathletics.com
 Twitter: @Lion_Athletics
 Stadium: Memorial Stadium
 Capacity: 10,000
 Surface:FieldTurf
 President:Mark Rudin
 Athletic Director:Jim Curry



2022 Schedule/Results			2023 Schedule		
Date	Opponent	Result	Date	Opponent	
Sept. 1	VMI	W, 44-10	Aug. 31	Elon	
Sept. 10	at Vanderbilt	W, 45-25	Sept. 9	Vanderbilt	
Sept. 17	Liberty	W, 37-36	Sept. 16	at Old Dominion	
Sept. 24	Clemson*	L, 51-45 (2 OT)	Sept. 23	Georgia Tech*	
Oct. 1	at Florida State*	W, 31-21	Oct. 7	at Clemson*	
Oct. 8	Army	W, 45-10	Oct. 14	at Virginia Tech*	
Oct. 22	Boston College*	W, 43-13	Oct. 21	Pittsburgh*	
Oct. 29	at Louisville*	L, 48-21	Oct. 28	Florida State*	
Nov. 5	at NC State*	L, 30-21	Nov. 2	at Duke*	
Nov. 12	North Carolina*	L, 36-34	Nov. 11	NC State*	
Nov. 19	Syracuse*	W, 45-35	Nov. 18	at Notre Dame*	
Nov. 26	at Duke*	L, 34-31	Nov. 25	at Syracuse*	
Dec. 23	Missouri	W, 27-17		*Conference Game	

Gasparilla Bowl
 *Conference Game

2022 Schedule/Results			2023 Schedule		
Date	Opponent	Result	Date	Opponent	
Sept. 1	Lincoln (Calif.)	W, 52-7	Aug. 31	UC Davis	
Sept. 10	Tennessee Tech	L, 26-25	Sept. 9	at Sacramento State	
Sept. 17	Sam Houston	L, 27-17	Sept. 23	at Old Dominion	
Sept. 24	North American	W, 63-3	Sept. 30	at Stephen F. Austin	
Oct. 8	Southeastern Louisiana	W, 31-28	Oct. 7	McNeese	
Oct. 15	McNeese	W, 40-15	Oct. 14	at UIW	
Oct. 22	Houston Christian	W, 31-3	Oct. 21	Nicholls	
Oct. 29	Incarnate Word	L, 35-7	Oct. 28	at Houston Christian	
Nov. 5	Northwestern State	L, 41-14	Nov. 4	at Lamar	
Nov. 12	Nicholls	L, 12-10	Nov. 11	Southeastern	
Nov. 19	Tennessee State	L, 22-14	Nov. 18	at Northwestern State	

*Conference Game

Last Meeting: 2021: Wake Forest 42 ODU 10
 ODU All-Time Record vs. WF: 0-1

First Meeting

Coaching Staff

Dave Clawson: Head Coach
 Overall Record:149-133 (23rd Season)
 Record at Wake Forest:59-53 (10th Season)
 Dave Cohen: Assistant Head Coach/ Defensive Line
 Warren Ruggiero: Offensive Coordinator/ Quarterbacks
 Brad Lambert: Defensive Coordinator
 Wayne Lineburg: Special Teams Coordinator/ Tight Ends
 James Adams: Safeties
 Ari Confesor: Wide Receivers
 John Hunter: Running Backs
 Nick Tabacca: Offensive Line
 Glenn Spencer: Linebackers
 Chip West: Cornerbacks

Coaching Staff

Clint Dolezel: Head Coach
 Overall Record:First Season
 Kyle Williams: Assistant Head Coach/ Defensive Coordinator
 Bobby Bounds: Offensive Coordinator
 Jack Welch: Special Teams Coordinator
 Dave Ewart: Offensive Line
 Michael Smith: Defensive Coordinator
 Jack Tyler: Linebackers
 Jarrett Boykin Jr.: Wide Receivers
 Nick Louvier: Running Backs
 Jay Williams: Safeties
 Nathan Jester: Tight Ends

MARSHALL

SOUTHERN MISS

ODU at Marshall

ODU at Southern Miss

Saturday, Sept. 30 | TBA

Saturday, Oct. 7 | TBA

Quick Facts

Location:Huntington, W. Va.
 Enrollment: 10,835
 Nickname: Thundering Herd
 Website:www.HerdZone.com
 Twitter:@HerdZone
 Stadium:Joan C. Edwards Stadium
 Capacity: 38,227
 Surface:Field Turf
 President:Brad D. Smith
 Athletic Director:Christian Spears

Quick Facts

Location:Hattiesburg, Miss.
 Enrollment: 14,146
 Nickname:Golden Eagles
 Website:www.southernmiss.com
 Twitter:@SouthernMissFB
 Stadium:Carlisle-Faulkner Field at M. M. Roberts Stadium
 Capacity:36,000
 Surface:Matrix
 President:Dr. Joseph S. Paul
 Athletic Director:Jeremy McClain



2022 Schedule/Results			2023 Schedule	
Date	Opponent	Result	Date	Opponent
Sept. 3	Norfolk State	W, 55-3	Sept. 2	Albany
Sept. 10	at Notre Dame	W, 26-21	Sept. 9	at East Carolina
Sept. 17	at Bowling Green	L, 34-31 (OT)	Sept. 23	Virginia Tech
Sept. 24	at Troy	L, 16-7	Sept. 30	Old Dominion*
Oct. 1	Gardner-Webb	W, 28-7	Oct. 7	at NC State
Oct. 12	Louisiana	L, 23-13	Oct. 14	at Georgia State*
Oct. 22	at James Madison	W, 26-12	Oct. 19	James Madison*
Oct. 29	Coastal Carolina	L, 24-13	Oct. 28	at Coastal Carolina*
Nov. 5	at Old Dominion	W, 12-0	Nov. 4	at App State*
Nov. 12	App State	W, 28-21	Nov. 11	Georgia Southern*
Nov. 19	at Georgia Southern	W, 23-10	Nov. 18	South Alabama*
Nov. 26	Georgia State	W, 28-23	Nov. 25	Arkansas State*
Dec. 19	UCConn	W, 28-14		*Conference Game
	Myrtle Beach Bowl			

2022 Schedule/Results			2023 Schedule	
Date	Opponent	Result	Date	Opponent
Sept. 3	Liberty	L, 29-27 (4OT)	Sept. 2	Alcorn State
Sept. 10	at Miami (Fla.)	L, 30-7	Sept. 9	at Florida State
Sept. 17	Northwestern State	W, 64-10	Sept. 16	Tulane
Sept. 24	at Tulane	W, 27-24	Sept. 23	at Arkansas State*
Oct. 8	at Troy	L, 27-10	Sept. 30	Texas State*
Oct. 15	Arkansas State	W, 20-19	Oct. 7	Old Dominion *(Homecoming)
Oct. 22	at Texas State	W, 20-14	Oct. 17	at South Alabama*
Oct. 27	Louisiana	W, 39-24	Oct. 28	at App State*
Nov. 5	Georgia State	L, 42-14	Nov. 4	ULM*
Nov. 12	at Coastal Carolina	L, 26-23	Nov. 9	at Louisiana*
Nov. 19	South Alabama	L, 27-20	Nov. 18	at Mississippi State
Nov. 26	at ULM	W, 20-10	Nov. 25	Troy*
Dec. 17	Rice	W, 38-24		*Conference Game
	Lending Tree Bowl			

Last Meeting: 2022: Marshall 12 ODU 0
 ODU All-Time Record vs. MU: 1-7

Last Meeting: 2016: ODU 51 Southern Miss 35
 ODU All-Time Record vs. USM: 1-1

Coaching Staff

Charles Huff: Head Coach
 Overall Record: 16-10 (Third Season)
 Record at Marshall: 16-10 (Third Season)
 Clint Trickett: Offensive Coordinator/ Quarterbacks
 Jason Semore: Defensive Coordinator
 Johnathan Galante: Special Teams Coordinator
 Bill Legg: Associate Head Coach/ Offensive Line
 Chevis Jackson: Co-Defensive Coordinator/ Cornerbacks
 Jovon Bouknight: Wide Receivers
 Telly Lockette: Running Backs
 Shannon Morrison: Linebackers
 Ralph Street: Defensive Line
 Derek Shay: Tight Ends

Coaching Staff

Will Hall: Head Coach
 Overall Record: 66-35 (Ninth Season)
 Record at USM: 10-15 (Third Season)
 Reed Stringer: Assistant Head Coach
 Dan O'Brien: Defensive Coordinator/ Safeties
 Sam Gregg: Offensive Coordinator/ Offensive Line
 Cayden Cochran: Tight Ends
 Mark Criner: Outside Linebackers
 Jordy Joseph: Quarterbacks
 Brandon Lacy: Defensive Line
 Desmond Lindsey: Wide Receivers
 Greg Meyer: Special Teams Coordinator/ Running Backs
 Chad Williams: Inside Linebackers
 Dwiwe Wilson: Cornerbacks

APP STATE

ODU vs. App State

Saturday, Oct. 21 | TBA

Quick Facts

Location:Boone, N.C.
 Enrollment: 20,641
 Nickname:Mountaineers
 Website:www.appstatesports.com
 Twitter:@AppState_FB
 Stadium:Kidd Brewer Stadium
 Capacity: 30,000
 Surface: Field Turf
 President: Dr. Sheri Everts
 Athletic Director:Doug Gillin



2022 Schedule/Results

Date	Opponent	Result
Sept. 3	North Carolina	L, 63-61
Sept. 10	at Texas A&M	W, 17-14
Sept. 17	Troy	W, 32-28
Sept. 24	James Madison	L, 32-28
Oct. 1	The Citadel	W, 49-0
Oct. 8	at Texas State	L, 36-24
Oct. 19	Georgia State	W, 42-17
Oct. 29	Robert Morris	W, 42-3
Nov. 3	at Coastal Carolina	L, 35-28
Nov. 12	at Marshall	L, 28-21
Nov. 19	Old Dominion	W, 27-14
Nov. 26	at Georgia Southern	L, 51-48 (2OT)

2023 Schedule

Date	Opponent
Sept. 2	Gardner-Webb
Sept. 9	at North Carolina
Sept. 16	East Carolina
Sept. 23	at Wyoming
Sept. 30	at ULM*
Oct. 10	Coastal Carolina*
Oct. 21	at Old Dominion*
Oct. 28	Southern Miss*
Nov. 4	Marshall*
Nov. 11	at Georgia State*
Nov. 18	at James Madison*
Nov. 25	Georgia Southern*

*Conference Game

Last Meeting: 2022: App State 27 ODU 14
 ODU All-Time Record vs. App State: 0-3

Coaching Staff

Shawn Clark: Head Coach
 Overall Record: 26-13 (Fourth Season)
 Record at App State: 26-13 (Fourth Season)
 Frank Ponce: Offensive Coordinator/ Quarterbacks
 Scot Sloan: Defensive Coordinator/ Safeties
 Justin Watts: Assistant Head Coach/ Tight Ends
 Victor Cabral: Defensive Line
 Mike Cummings: Offensive Line
 Travis Cunningham: Inside Linebackers
 Lawrence Dawsey: Wide Receivers
 Brian Haines: Special Teams Coordinator/ Running Backs
 A.J. Howard: Outside Linebackers
 Rod West: Cornerbacks

JAMES MADISON

ODU at James Madison

Saturday, Oct. 28 | TBA

Quick Facts

Location:Harrisonburg, Va.
 Enrollment: 20,346
 Nickname:Dukes
 Website:www.jmusports.com
 Twitter:@JMUFootball
 Stadium:Bridgeforth Stadium
 Capacity: 24,877
 Surface: Field Turf
 President: Jonathan R. Alger
 Athletic Director:Jeff Bourne



2022 Schedule/Results

Date	Opponent	Result
Sept. 3	Middle Tennessee	W, 44-7
Sept. 10	Norfolk State	W, 63-7
Sept. 24	at App State	W, 32-28
Oct. 1	Texas State	W, 40-13
Oct. 8	at Arkansas State	W, 42-20
Oct. 15	at Georgia Southern	L, 45-38
Oct. 22	Marshall	L, 26-12
Nov. 5	at Louisville	L, 34-10
Nov. 12	at Old Dominion	W, 37-3
Nov. 19	Georgia State	W, 42-40
Nov. 26	Coastal Carolina	W, 47-7

2023 Schedule

Date	Opponent
Sept. 2	Bucknell
Sept. 9	at Virginia
Sept. 16	at Troy*
Sept. 23	at Utah State
Sept. 30	South Alabama*
Oct. 14	Georgia Southern*
Oct. 19	at Marshall*
Oct. 28	Old Dominion*
Nov. 4	at Georgia State*
Nov. 11	UConn
Nov. 18	App State*
Nov. 25	at Coastal Carolina*

*Conference Game

Last Meeting: 2022: JMU 37 ODU 3
 ODU All-Time Record vs. JMU: 2-1

Coaching Staff

Curt Cignetti: Head Coach
 Overall Record: 88-29 (11th Season)
 Record at JMU: 21-3 (Third Season)
 Mike Shanahan: Offensive Coordinator/Wide Receivers
 Bryant Haines: Defensive Coordinator/Linebackers
 Marcus Hall-Oliver: Safeties
 Matt Birkett: Cornerbacks
 John Miller: Running Backs
 Damian Wroblewski: Offensive Line
 Grant Cain: Special Teams Coordinator/ Tight Ends
 Tino Sunseri: Quarterbacks
 Pat Kuntz: Defensive Line
 Eddie Whitley Jr.: Rovers

COASTAL CAROLINA

LIBERTY

ODU vs. Coastal Carolina

ODU vs. Liberty

Saturday, Nov. 4 | TBA

Saturday, Nov. 11 | TBA

Quick Facts

Location: Conway, S.C.
 Enrollment: 10,337
 Nickname: Chanticleers
 Website: www.goccusports.com
 Twitter: @CoastalFootball
 Stadium: Brooks Stadium
 Capacity: 21,000
 Surface: Powerblade (Teal)
 President: Dr. Michael Benson
 Athletic Director: Matt Hogue

Quick Facts

Location: Lynchburg, Va.
 Enrollment: 114,000
 Nickname: Flames
 Website: www.liberty.edu/flames
 Twitter: @LibertyFootball
 Stadium: Williams Stadium
 Capacity: 25,000
 Surface: Field Turf
 President: Jerry Prevo
 Athletic Director: Ian McCaw



2022 Schedule/Results			2022 Schedule	
Date	Opponent	Result	Date	Opponent
Sept. 3	Army	W, 38-28	Sept. 2	at UCLA
Sept. 10	Gardner-Webb	W, 31-27	Sept. 9	Jacksonville State
Sept. 17	Buffalo	W, 38-26	Sept. 16	Duquesne
Sept. 22	at Georgia State*	W, 41-24	Sept. 21	Georgia State*
Oct. 1	Georgia Southern*	W, 34-31	Sept. 30	at Georgia Southern*
Oct. 8	at ULM*	W, 28-21	Oct. 10	at App State*
Oct. 15	Old Dominion*	L, 49-21	Oct. 21	at Arkansas State*
Oct. 29	at Marshall*	W, 24-13	Oct. 28	Marshall*
Nov. 3	Appalachian State*	W, 35-28	Nov. 4	at Old Dominion*
Nov. 12	Southern Miss*	W, 26-23	Nov. 11	at Army
Nov. 19	at Virginia	Canceled	Nov. 18	James Madison*
Nov. 26	at James Madison*	L, 44-7		*Conference Game
Dec. 3	at Troy (Championship)	L, 45-25		
Dec. 27	East Carolina	L, 53-29		

2022 Schedule/Results			2023 Schedule	
Date	Opponent	Result	Date	Opponent
Sept. 3	at Southern Miss	W, 29-27 (4OT)	Sept. 2	Bowling Green
Sept. 10	UAB	W, 21-14	Sept. 9	New Mexico State
Sept. 17	at Wake Forest	L, 37-36	Sept. 16	at Buffalo
Sept. 24	Akron	W, 21-12	Sept. 23	at FIU*
Oct. 1	at Old Dominion	W, 38-24	Oct. 5	Sam Houston*
Oct. 8	at UMass	L, 42-24	Oct. 10	at Jacksonville State*
Oct. 15	Gardner-Webb	W, 21-20	Oct. 17	Middle Tennessee*
Oct. 22	BYU	W, 41-14	Oct. 24	at WKU*
Nov. 5	at Arkansas	W, 21-19	Nov. 4	Louisiana Tech*
Nov. 12	at UConn	L, 36-33	Nov. 11	Old Dominion
Nov. 19	Virginia Tech	L, 23-22	Nov. 18	UMass
Nov. 26	New Mexico State	L, 49-14	Nov. 25	at UTEP*
Dec. 20	Toledo	L, 21-19		*Conference Game
	Boca Raton Bowl			

Last Meeting: 2022: ODU 49 Coastal Carolina 21
 ODU All-Time Record vs. Coastal Carolina: 2-0

Last Meeting: 2022: Liberty 38 ODU 24
 ODU All-Time Record vs. LU: 1-3

Coaching Staff

Tim Beck: Head Coach (First Season)
 Travis Trickett: Offensive Coordinator/ Quarterbacks
 Craig Naivar: Defensive Coordinator/ Safeties
 Dan Carrel: Linebackers
 Jimmy Brumbaugh: Defensive Line
 Xavier Dye: Running Backs
 Curtis Fuller: Cornerbacks
 Perry Parks: Wide Receivers
 Kriss Proctor: Tight Ends
 Josh Miller: Outside Linebackers/ Special Teams
 Derek Warehime: Offensive Line

Coaching Staff

Jamey Chadwell: Head Coach
 Overall Record: 99-57 (13th Season)
 Record at Liberty: First Season
 Willy Korn: Co-Offensive Coordinator/ Quarterbacks
 Newland Issac: Co-Offensive Coordinator/ Running Backs
 Tony Washington: Wide Receivers
 Bill Durkin: Offensive Line
 Cody Ladutko: Tight Ends
 Skylor Magee: Co-Defensive Coordinator/ Defensive Line
 Josh Linam: Linebackers
 Dino Waites: Cornerbacks
 Kyle Krantz: Special Teams Coordinator/ Outside Linebackers

GEORGIA SOUTHERN

GEORGIA STATE

ODU at Georgia Southern

ODU vs. Georgia State

Saturday, Nov. 18 | TBA

Saturday, Nov. 25 | TBA

Quick Facts

Location: Statesboro, Ga.
 Enrollment: 27,091
 Nickname: Eagles
 Website: www.gseagles.com
 Twitter: @GSAthletics_FB
 Stadium: Allen E. Paulson Stadium
 Capacity: 25,000
 Surface: Synthetic Turf
 President: Dr. Kyle Marerro
 Athletic Director: Jared Benko

Quick Facts

Location: Atlanta, Ga.
 Enrollment: 52,000
 Nickname: Panthers
 Website: www.georgiastatesports.com
 Twitter: @GeorgiaStateFB
 Stadium: Center Parc Credit Union Stadium
 Capacity: 24,333
 Surface: Field Turf
 President: M. Brian Blake
 Athletic Director: Charlie Cobb



2022 Schedule/Results			2023 Schedule		
Date	Opponent	Result	Date	Opponent	
Sept. 3	Morgan State	W, 59-7	Sept. 2	The Citadel	
Sept. 10	at Nebraska	W, 45-42	Sept. 9	UAB	
Sept. 17	at UAB	L, 35-21	Sept. 16	at Wisconsin	
Sept. 24	Ball State	W, 34-23	Sept. 23	at Ball State	
Oct. 1	at Coastal Carolina	L, 34-30	Sept. 30	Coastal Carolina*	
Oct. 8	at Georgia State	L, 41-33	Oct. 14	at James Madison*	
Oct. 15	James Madison	W, 45-38	Oct. 21	ULM*	
Oct. 22	at Old Dominion	W, 28-23	Oct. 26	Georgia State*	
Nov. 5	South Alabama	L, 38-31	Nov. 4	at Texas State*	
Nov. 10	at Louisiana	L, 36-17	Nov. 11	at Marshall*	
Nov. 19	Marshall	L, 23-10	Nov. 18	Old Dominion*	
Nov. 26	App State	W, 51-48 (2OT)	Nov. 25	at App State*	
Dec. 27	Buffalo	L, 23-21			*Conference Game
	Camelia Bowl				

2022 Schedule/Results			2023 Schedule		
Date	Opponent	Result	Date	Opponent	
Sept. 3	at South Carolina	L, 35-14	Aug. 31	Rhode Island	
Sept. 10	North Carolina	L, 35-28	Sept. 9	UConn	
Sept. 17	Charlotte	L, 42-41	Sept. 6	at Charlotte	
Sept. 22	Coastal Carolina	L, 41-24	Sept. 21	at Coastal Carolina*	
Oct. 1	at Army	W, 31-14	Sept. 30	Troy*	
Oct. 8	Georgia Southern	W, 41-33	Oct. 14	Marshall*	
Oct. 19	at App State	L, 42-17	Oct. 21	at Louisiana*	
Oct. 29	Old Dominion	W, 31-17	Oct. 26	at Georgia Southern*	
Nov. 5	at Southern Miss	W, 42-14	Nov. 4	James Madison*	
Nov. 19	at James Madison	L, 42-40	Nov. 11	App State*	
Nov. 26	at Marshall	L, 28-23	Nov. 18	at LSU	
			Nov. 25	at Old Dominion*	

Last Meeting: 2022: Georgia Southern 28 ODU 23
 ODU All-Time Record vs. Georgia Southern: 0-3

Last Meeting: 2022: Georgia State 31 ODU 17
 ODU All-Time Record vs. Georgia State: 3-1

Coaching Staff

Clay Helton: Head Coach
 Overall Record: 52-31 (Ninth Season)
 Record at GSU: 6-7 (Second Season)
 Kevin Whitley: Cornerbacks
 Brandon Bailey: Defensive Coordinator/ Linebackers
 Bryan Ellis: Offensive Coordinator/ Quarterbacks
 Ryan Aplin: Tight Ends/ Inside Receivers
 Darius Eubanks: Safeties/ Nickels
 BJ Johnson: Wide Receivers
 Taylor Reed: Running Backs
 Rip Rowan: Defensive Line
 Turner West: Special Teams Coordinator
 TJ Woods: Offensive Line

Coaching Staff

Shawn Elliott: Head Coach
 Overall Record: 35-43 (Eighth Season)
 Record at Georgia State: 34-38 (Seventh Season)
 Chad Staggs: Defensive Coordinator
 Trent McKnight: Offensive Coordinator/ Quarterbacks
 Antreal Allen: Cornerbacks
 Arketa Banks: Special Teams Coordinator
 Quinshad Davis: Wide Receivers
 Dan Ellington: Tight Ends
 John Holt: Offensive Line
 Brian Landis: Inside Linebackers
 Cory Peoples: Secondary
 Allen Smith: Defensive Line

RECORDS AND HISTORY



National Stats - 2022

OLD DOMINION NATIONAL TEAM RANKINGS

Rank	Category	Total
10	Blocked Kicks	4
12	Red Zone Defense	.745
13	Punt Return Defense	3.06
19	Net Punting	41.21
31	Team Sacks	2.67
50	Passing Offense	247.2
60	Punt Return Avg.	8.00
63	Scoring Defense	26.6
66	Turnover Margin	0.00
89	Third Down Conversion D	.412
93	Passing Yards Allowed	244.2
105	First Downs Defense	283
105	Red Zone Offense	.786
108	Fourth Down Conversion D	.615
115	Scoring Offense	19.5
115	Fourth Down Conversion	.364
117	Rushing Defense	198.3
122	First Downs Offense	192
123	Third Down Conversion	.294
124	Rushing Offense	92.2

SUN BELT CONFERENCE RANKINGS

Rank	Category	Total
1	Red Zone Defense	.745
1	Punt Return Defense	3.06
1	Net Punting	41.21
3	Blocked Kicks	4
4	Passing Offense	247.2
7	Punt Return Avg.	8.00
7	Scoring Defense	26.6
7	Team Sacks	2.67
8	Third Down Conversion D	.412
10	Fourth Down Conversion	.364
10	Passing Yards Allowed	244.2
10	Turnover Margin	0.00
10	Red Zone Offense	.786
12	First Downs Defense	283
12	Fourth Down Conversion D	.615
12	Rushing Defense	198.3
12	Third Down Conversion	.294
12	Rushing Offense	92.2
13	First Downs Offense	192
13	Scoring Offense	19.5



Jason Henderson

Ethan Duane

Individual Player Stats Rankings

Player	Category	Total	SBC Rank	NCAA Rank
Jason Henderson	Tackles	186	1	1
Jason Henderson	Tackles Per Game	15.5	1	1
Tre Hawkins	Fumbles Recovered	3	1	3
Ali Jennings	Receiving Yards Per Game	106.6	1	3
Ali Jennings	Touchdown Receptions	9	1	19
Ali Jennings	Yards Per Catch	18.6	2	17
Blake Watson	All-Purpose Yards	112.0	4	40
Hayden Wolff	Passing Yards	2908	4	44
Javon Harvey	Yards Per Catch	17.76	5	25
LaMareon James	Combined Kick Returns	425	5	47
Ethan Duane	Punting	42.9	5	48
Blake Watson	Rushing Yards Per Game	83.5	5	52
LaMareon James	Kickoff Returns	21.2	6	43
Ali Jennings	All-Purpose Yards	106.6	6	52

National Stats - 2021

OLD DOMINION NATIONAL TEAM RANKINGS

Rank	Category	Total
1	Blocked Kicks	6
1	Blocked Punts	4
20	Punt Returns	11.6
25	Defensive Touchdowns	2
33	Kick Returns	23.4
35	Rush Defense	134.2
51	Third Down Conversion Pct.	.419
66	Red Zone Offense	.840
69	Total Defense	384.2
72	Rush Offense	158.3
73	Scoring Offense	27.6
77	Scoring Defense	27.3
80	Red Zone Defense	.851
82	Sacks	1.92
82	Turnovers Gained	15
83	Passing Offense	214.8
85	Total Offense	373.1
97	Third Down Conversion Pct. Defense	.414
98	Fewest Penalties	88
101	Passing Defense	250
116	Turnovers Lost	23

C-USA STATS RANKINGS

Rank	Category	Total
1	Blocked Kicks	6
1	Blocked Punts	4
2	Kick Returns	23.4
2	Punt Returns	11.6
3	Rush Defense	134.2
5	Defensive Touchdowns	2
5	Third Down Conversion Pct.	.419
5	Red Zone Offense	.840
5	Rush Offense	158.3
7	Passing Defense	250
7	Total Defense	384.2
7	Scoring Offense	27.6
7	Scoring Defense	27.3
8	Fewest Penalties	88
8	Sacks	1.92
9	Red Zone Defense	.851
10	Passing Offense	214.8
10	Total Offense	373.1
11	Turnovers Gained	15
11	Third Down Conversion Pct. Defense	.414
11	Turnovers Lost	23



Individual Player Stats Rankings

Player	Category	Total	C-USA Rank	NCAA Rank
Zack Kuntz	Receptions by a Tight End	73	1	2
LaMareon James	Kick Return Touchdowns	2	1	2
LaMareon James	Kick Return Avg.	29.4	1	9
Roger Cray	Passes Defended Per Game	1.2	1	11
Isiah Paige	Punt Return Avg.	10.9	3	11
Ali Jennings	Receiving Yards Per Game	82.0	5	34
Blake Watson	Rushing Yards	1112	5	36
Ali Jennings	Yards Per Reception	17.2	11	40
Zack Kuntz	Receptions Per Game	5.6	6	41
Hayden Wolff	Completion Pct.	62.8	6	54
Jordan Young	Tackles Per Game	7.9	7	57
Nick Rice	Field Goal Pct.	76.9	5	58
Blake Watson	All-Purpose Yards	106.1	9	72
Hayden Wolff	Passing Efficiency	134.5	9	73
Ethan Duane	Punting	39.7	10	83

National Stats - 2019

OLD DOMINION NATIONAL TEAM RANKINGS

Rank	Category	Total
15	Kick return Average	24.76
43	First Downs Allowed	241
45	Fewest Penalties	71
46	Total Defense	371.1
55	Red Zone Defense	86.3
55	Rush Defense	147.60
61	Passing Defense	223.5
64	Turnovers Gained	18
68	Turnovers Lost	19
70	Kick Return Defense	20.96
75	Turnover Margin	-1
79	Scoring Defense	29.8
111	Sacks Per Game	1.42
112	Passing Offense	176.40
122	First Downs	203
122	Third Down Conversion	31.1
124	Rush Offense	97.3
125	Red Zone Offense	71.1
127	Scoring Offense	16.3
128	Total Offense	273.8

C-USA STATS RANKINGS

Rank	Category	Total
1	Kick Return Average	24.8
4	Total Defense	371.1
5	Turnover Margin	-1
6	Pass Defense	223.5
7	Rush Defense	147.6
9	Scoring Defense	29.8
10	Red Zone Defense	86.3
11	Sacks	17
13	Pass Offense	176.4
14	Total Offense	273.8
14	Scoring Offense	16.2
14	Third Down Conversion	31.1
14	Rush Offense	97.3
14	Red Zone Offense	71.1



Nick Rice

Jordan Young

Individual Player Stats Rankings

Player	Category	Total	C-USA Rank	NCAA Rank
Blake Watson	Kick Return Average	26.4	1	17
Kaleb Ford-Dement	Pass Breakups	13	2-T	10-T
Kaleb Ford-Dement	Passes Defended	15	2	14-T
Keion White	Tackles For Loss Per Game	1.6	4	7
Lawrence Garner	Tackles Per Game	9.2	2	24
Geronda Hall	Fumbles Recovered	2	3-T	27-T
Keion White	Fumbles Recovered	2	3-T	27-T
Marcus Haynes	Fumbles Forced	2	6-T	35-T
Nick Rice	Field Goals Per Game	1.25	7	45-T
Jordan Young	Tackles Per Game	7.2	14	120

National Stats - 2018

OLD DOMINION NATIONAL TEAM RANKINGS

Rank	Category	Total
15	Passing Offense	297.0
16	Punt Return Defense	4.27
21	Fewest Penalties	61
31	Punt Returns	11.94
34	Fewest Penalty Yards	586
38	Fourth Down Conv. Defense	.467
40	Total Offense	427.8
48	Scoring Offense	30.8
48	Fourth Down Donv. Offense	.567
49	Completion Pct.	61.0
49	First Downs	280
51	Fumbles Lost	8
58	Kick Return Defense	20.41
69	Red Zone Defense	.833
73	Kick Returns	19.84

C-USA STATS RANKINGS

Rank	Category	Total
2	Passing Offense	297.0
3	Total Offense	427.8
3	Punt Returns	11.94
4	Scoring Offense	30.8
5	Fewest Penalties	61
12	Turnover Margin	-6
12	Passing Defense	255.0
13	Scoring Defense	35.9
14	Total Defense	471.4



Oshane Ximines



Jonathan Duhart



Blake LaRussa

Individual Player Stats Rankings

Player	Category	Total	C-USA Rank	NCAA Rank
Oshane Ximines	Sacks	12	2	5
Isaiah Harper	Combined Kick Return Yards	793	1	7
Oshane Ximines	Forced Fumbles Per Game	0.33	1	10
Blake LaRussa	Completions Per Game	22.64	4	11
Oshane Ximines	Tackles For Loss Per Game	1.5	3	11
Lawrence Garner	Tackles Per Game	11.1	1	12
Travis Fulgham	Receiving Yards	1083	2	23
Jonathan Duhart	Touchdown Catches	9	2	29
Travis Fulgham	Touchdown Catches	9	2	29
Jonathan Duhart	Receiving Yards	1045	3	30
Blake LaRussa	Total Offense Per Game	267.9	2	32
Blake LaRussa	Passing Yards	3015	4	33
Nick Rice	Field Goal Pct.	77.8	4	40
Blake LaRussa	Touchdown Passes	19	4	45

National Stats - 2017

OLD DOMINION NATIONAL TEAM RANKINGS:

Rank	Category	Total
4	Fewest Penalty Yards	430
5	Fewest Penalties	48
5	Fewest Penalties Per Game	4.0
5	Fewest Penalty Yards Per Game	35.8
6	Kick Returns	25.6
19	Blocked Kicks	3
20	Fumbles Lost	6
27	Sacks Per Game	2.58
41	Sacks Allowed Per Game	1.67
43	Tackles For Loss	6.6
52	Punt Returns	8.4
53	Red Zone Offense	.857
56	Kick Return Defense	20.11
57	Fumbles Recovered	8
56	Punt Return Defense	6.3
64	Red Zone Defense	.833
65	Passing Yards Allowed	223.5
66	Rushing Offense	163.9

C-USA STATS RANKINGS

Rank	Category	Total
1	Fewest Penalties	48
1	Fewest Penalties Per Game	4.0
1	Fewest Penalty Yards	430
1	Kickoff Returns	25.6
2	Fumbles Lost	6
2	Blocked Kicks	3
2	Sacks Per Game	2.5



INDIVIDUAL PLAYER STATS RANKINGS

Player	Category	Total	C-USA Rank	NCAA Rank
Isaiah Harper	Kickoff Return TD's	3	1	3
Pat Toal	Fumbles Recovered	3	1	4
Oshane Ximines	Forced Fumbles	.33	2	8
Isaiah Harper	Kickoff Return Average	29.1	2	10
Darrell Brown	Punt Return Average	8.4	2	26
Isaiah Harper	Kickoff Returns	30	2	30
Oshane Ximines	Sacks Per Game	0.71	3	20
Bunmi Rotimi	Sacks Per Game	0.61	5	36
Nick Rice	Field Goal Percentage	.750	8	56

National Stats - 2016

OLD DOMINION NATIONAL TEAM RANKINGS:

Rank	Category	Total
T-2	Turnovers Lost	10
T-5	Passes Had Intercepted	6
T-5	Turnover Margin	+13
6	Kick Return Defense	17.07
T-6	Fumbles Lost	4
9	Tackles For Loss Allowed	4.66
15	Fumbles Recovered	12
T-27	Sacks Allowed	19
28	Sacks	34
28	Fewest Penalty Yards	572
30	Fewest Penalties	66
31	Scoring Offense	35.1
35	Fourth Down Pct.	58.1
T-38	Turnovers Gained	23
43	Third Down Pct. Defense	37.6
43	Kick Return Avg.	22.03
45	Rushing Offense	196.8
49	Total Defense	382.8
50	Rushing Defense	157.2
50	Total Offense	430.8
T-52	Tackles For Loss	6.1
55	Red Zone Offense	85.2
56	Fourth Down Pct. Defense	48.6
T-57	Scoring Defense	27.2
T-58	Interceptions	11
63	Passing Yards Allowed	226.5
64	First Down Offense	273
64	Passing Offense	234.0

C-USA STATS RANKINGS

Rank	Category	Total
1	Rushing Offense	196.8
1	Turnover Margin	+13
1	Fewest Penalties	66
2	Scoring Defense	27.2
2	Sacks Against	19
2	Third Down Defense	37.6
T-2	Sacks	34
3	Total Defense	382.8
3	Pass Efficiency	151.3
4	Scoring Offense	35.1
4	Pass Defense	226.5
4	Interceptions	11
4	Kickoff Returns	22.2
4	Punt Return Avg.	9.5



Ray Lawry



David Washington

INDIVIDUAL PLAYER STATS RANKINGS

Player	Category	Total	C-USA Rank	NCAA Rank
David Washington	TD Passes	31	3	13
David Washington	Passing Eff.	156.6	3	14
David Washington	Passing Yds. Per Comp.	14.04	2	17
Ray Lawry	Rushing Yards Per Game	104.6	5	30
Jeremy Cox	Rushing Touchdowns	13	6	30
Ray Lawry	Rushing Yards	1255	5	33
Z. Pascal/J. Duhart	Touchdown Catches	9	6	36
David Washington	Passing Yards	2836	5	43
Zach Pascal	Receiving Yards	946	7	49
Zach Pascal	Receptions Per Game	5.0	9	64
Oshane Ximines	Sacks	7.5	5	62
TJ Ricks	Tackles Per Game	7.8	10	95
Anthony Wilson	Tackles Per Game	7.6	14	115

National Stats - 2015

OLD DOMINION NATIONAL TEAM RANKINGS:

• **Fewest Penalty Yards**

4. 437

• **Fewest Penalty Yards Per Game**

5. 36.4

• **Fewest Penalties**

5. 49

• **Fewest Penalties Per Game**

7. 4.0

• **Passing Offense**

68. 219.5

• **Passing Defense**

77. 233.9

• **Total Offense**

91. 371.2

• **Rushing Offense**

92. 151.8

• **Total Defense**

96. 437.2

• **Rushing Defense**

103. 202.3

NATIONAL INDIVIDUAL RANKINGS:

Total Tackles Per Game

11. TJ Ricks 10.3

All-Purpose Yards Per Game

26. Zach Pascal 129.08

Touchdown Receptions

T-37. Zach Pascal/Jonathan Duhart 8

Rushing Yards Per Game

28. Ray Lawry 103.3

Interceptions

35. Fellonte Misher 4

Receiving Yards

44. Zach Pascal 970



Bunmi Rotimi



Zach Pascal



Ray Lawry

National Stats - 2014

OLD DOMINION NATIONAL TEAM RANKINGS:

• Fewest Penalties Per Game

5. 3.67

• Fewest Penalty Yards Per Game

11. 36.58

• Fumbles Recovered

T-11. 14

• Passing Offense

16. 292.5

• Total Offense

38. 441.9

• Scoring Offense

42. 32.7

NATIONAL INDIVIDUAL RANKINGS:

Yards Per Carry (Freshman)

1st Ray Lawry Old Dominion 7.1

Rushing Touchdowns (Freshman Only)

T-4th Ray Lawry Old Dominion 16

Yards Per Carry (Overall)

7th Ray Lawry Old Dominion 7.1

Receiving Touchdowns

T-7th Antonio Vaughan Old Dominion 12

Forced Fumbles

T-10th TJ Ricks Old Dominion 4

Rushing Touchdowns (Overall)

11th Ray Lawry Old Dominion 16

Rushing Yards (Freshman)

11th Ray Lawry Old Dominion 947

Passing Yards Per Game

13. Taylor Heinicke Old Dominion 289.7

Passing Yards

17. Taylor Heinicke Old Dominion 3,476

National Stats - 2013

NATIONAL TEAM RANKINGS:

• Total Offense

1.	Baylor	618.8
2.	Oregon	565.0
3.	Fresno State	547.8
4.	Texas A&M	538.4
5.	Northern Illinois	519.8
6.	Fresno State	519.1
7.	Old Dominion	519.0

• Passing Offense

1.	Fresno State	394.8
2.	Texas Tech	392.8
3.	Oregon State	372.6
4.	Washington State	368.0
5.	Old Dominion	359.4

• Scoring Offense

1.	Baylor	52.4
2.	Florida State	51.6
3.	Oregon State	45.5
	Oregon	45.5
5.	Texas A&M	44.2
6.	Fresno State	43.4
7.	Old Dominion	42.3

NATIONAL INDIVIDUAL RANKINGS:

Passing Yards Per Game

1.	Derek Carr	Fresno State	390.9
2.	Sean Mannion	Oregon State	358.6
3.	Connor Halliday	Washington St.	353.6
4.	Garrett Gilbert	SMU	352.8
5.	David Fales	San Jose State	349.1
6.	Taylor Heinicke	Old Dominion	335.2

Passing Yards

1.	Derek Carr	Fresno State	5,082
2.	Sean Mannion	Oregon State	4,662
3.	Connor Halliday	Washington St.	4,597
4.	Bryce Petty	Baylor	4,200
5.	David Fales	San Jose State	4,189
6.	Keith Wenning	Ball State	4,148
7.	Shane Carden	East Carolina	4,139
8.	Johnny Manziel	Texas A&M	4,114
9.	Jameis Winston	Florida State	4,057
10.	Taylor Heinicke	Old Dominion	4,022

Total Offense Per Game

1.	Derek Carr	Fresno State	399.9
2.	Garrett Gilbert	SMU	379.5
3.	Johnny Manziel	Texas A&M	374.8
4.	Taylor Heinicke	Old Dominion	364.2

Taylor Heinicke Career Numbers

Old Dominion quarterback set 36 school records in his career and holds several NCAA records. He ranks in the top-10 among Division I quarterbacks in passing yards, total offense and touchdown passes.

Division I Career Total Offense

Rk.	Player	School	Total
1.	Case Keenum	Houston	20,114
2.	Timmy Chang	Hawai'i	16,910
3.	Steve McNair	Alcorn State	16,283
4.	Taylor Heinicke	Old Dominion	16,279

Division I Career Touchdown Passes

Rk.	Player	School	Total
1.	Case Keenum	Houston	155
2.	Bailey Zappe	HBU/WKU	148
3.	Kellen Moore	Boise State	142
4.	Bruce Eugene	Grambling	140
5.	Willie Totten	Miss. Valley St.	139
6.	Graham Harrell	Texas Tech	134
7.	Taylor Heinicke	Old Dominion	132

Division I Career Passing Yards

Rk.	Player	School	Total
1.	Case Keenum	Houston	19,217
2.	Timmy Chang	Hawai'i	17,072
3.	Landry Jones	Oklahoma	16,646
4.	Graham Harrell	Texas Tech	15,793
5.	Ty Detmer	BYU	15,031
6.	Taylor Heinicke	Old Dominion	14,959

Heinicke NCAA Records

Single-Game FCS Records

Passing Yards in a Quarter - 293 (4th) vs. New Hampshire (9/22/15)
 Passing Yards in a Half - 480 (2nd) vs. New Hampshire (9/22/15)
 Passing Yards - 730 vs. New Hampshire (9/22/15)
 Total Offense - 791 vs. New Hampshire (9/22/15)

**All rankings are updated through the 2019 season*



National Stats - 2012 (FCS)

ATTENDANCE:

• **Third in Accumulated Attendance**

1.	Appalachian St.	184,505
2.	North Dakota St.	166,641
3.	Old Dominion	160,294

• **Fourth in Average Attendance**

1.	Appalachian St.	26,358
2.	Montana	25,236
3.	James Madison	22,783
4.	Old Dominion	20,037

TEAM:

• **FIRST in Pass Offense**

1.	Old Dominion	393.85
----	---------------------	---------------

• **FIRST in Total Offense**

1.	Old Dominion	548.09
----	---------------------	---------------

• **FIRST in Scoring Offense**

1.	Old Dominion	45.15
----	---------------------	--------------

• **Third in Pass Efficiency**

1.	Cal Poly	175.71
2.	Stony Brook	167.54
3.	Old Dominion	162.19

• **Third in First Downs**

1.	Stephen F. Austin	28.82
2.	Murray St.	27.09
3.	Old Dominion	27.08

• **Fourth in 3rd Down Conv.**

1.	Cal Poly	55.78%
2.	Colgate	52.56%
3.	Youngstown St.	51.90%
4.	Old Dominion	51.85%

• **Fourth in 4th Down Conv.**

1.	Albany (NY)	81.25%
2.	Central Arkansas	78.95%
	North Dakota St.	78.95%
4.	Old Dominion	72.73%

• **Tied for Seventh in Sacks**

1.	Illinois State	43
2.	Harvard	42
2.	Jackson State	42
4.	Montana	41
5.	Montana State	38
5.	Sam Houston State	38
7.	Arkansas - Pine Bluff	37
7.	Old Dominion	37

• **Tied for 10th in Touchbacks**

1.	Appalachian St.	46
1.	Northern Arizona	46
3.	Eastern Washington	42
3.	Fordham	42
5.	Cal Poly	41
6.	Montana St.	38
7.	UC Davis	34
8.	Wofford	32
9.	Sam Houston St.	31
10.	Old Dominion	30
10.	Northern Colorado	30

• **16th in Red Zone Defense**

1.	Marist	.58%
2.	Ark. - Pine Bluff	.60%
3.	South Dakota St.	.60%
4.	Bethune-Cookman	.62%
5.	N.C. A&T	.63%
5.	Stony Brook	.63%
7.	Maine	.65%
8.	Alabama St.	.68%
9.	Richmond	.69%
9.	Princeton	.69%
11.	South Carolina St.	.70%
11.	Tennessee St.	.70%
11.	Mississippi Val.	.70%
11.	San Diego	.70%
11.	Drake	.70%
16.	Old Dominion	.71%
16.	Alcorn St.	.71%
16.	Grambling	.71%

INDIVIDUAL:

Taylor Heinicke led the nation in:

- Passing yards - 5,076
- Passing yards Per Game - 390.46
- Touchdown Passes - 44
- Total Touchdowns - 55
- Total Offense - 426.62
- Points Responsible For - 26.00

Passing Efficiency

1.	Kyle Essington (Stony Brook)	171.02
2.	Taylor Heinicke (ODU)	162.22

Touchdown Receptions

1.	Aaron Mellette (Elon)	18
2.	Nick Mayers (ODU)	16
	Quentin Sims (Tennessee-Martin)	16



National Stats - 2011 (FCS)

ATTENDANCE:

• **Sixth in Accumulated Attendance**

1.	Montana	199023
2.	Appalachian St.	183479
3.	North Dakota St.	163284
4.	Ga. Southern	141605
5.	Jackson St.	138996
6.	Old Dominion	138726

• **Sixth in Average Attendance**

1.	Appalachian St.	26211
2.	James Madison	25002
3.	Montana	24878
4.	Yale	23730
5.	Jackson St.	23166
6.	Old Dominion	19818

TEAM:

• **Tenth in Total Offense**

1.	Jackson St.	490.91
2.	Morehead St.	478.91
3.	Lehigh	469.62
4.	Murray St.	460.91
5.	Youngstown St.	458.64
6.	Eastern Wash.	447.36
7.	Wofford	444.67
8.	Stony Brook	441.62
9.	Stephen F. Austin	439.36
10.	Old Dominion	439.08

• **Fifth in Scoring Offense**

1.	Stony Brook	38.00
2.	Harvard	37.40
3.	Murray St.	37.09
4.	Sam Houston St.	36.93
5.	Old Dominion	36.69

• **Ninth in Net Punting**

1.	Fordham	40.90
2.	Southern Utah	39.08
3.	Albany (NY)	38.57
4.	Weber St.	38.48
5.	Citadel	38.22
T-6.	Villanova	38.20
T-6.	Indiana St.	38.20
8.	Ga. Southern	38.00
T-9.	Brown	37.32
T-9.	Old Dominion	37.32


ALL-AMERICAN:



Ronnie Cameron
CAA DEFENSIVE PLAYER OF THE YEAR

CAA STUDENT-ATHLETE OF THE YEAR

- First Team All-American - AFCA
- First Team All-American - The Sports Network
- First Team All-American - Beyond College Sports Network
- First Team All-American - College Sports Journal
- Second Team All-American - Associated Press
- Second Team All-American - Phil Steele
- Honorable Mention All-American - College Sporting News



Jonathan Plisco

- First Team All-American - Beyond College Sports Network
- First Team All-American - College Sports Journal
- Second Team All-American - College Sports Madness
- Second Team All-American - Associated Press
- Second Team All-American - The Sports Network
- Second Team All-American - Phil Steele

National Stats - 2010 (FCS)

ATTENDANCE:

• Fourth in Accumulated Attendance

1.	Appalachian St.	205719
2.	Delaware	177526
3.	Montana	152689
4.	Old Dominion	138474
5.	Jackson St.	120698

• Fourth in Average Attendance

1.	Appalachian St.	25715
2.	Montana	25448
3.	Jackson St.	24140
4.	Old Dominion	19782
5.	Delaware	17753

TEAM:

• Fourth in Kick Returns

1.	Yale	25.43
2.	Stephen F. Austin	25.22
3.	Penn	24.93
4.	Old Dominion	24.86
5.	Illinois St.	24.82

• Eighth in Scoring Offense

1.	Jacksonville	42.18
2.	Bethune-Cookman	38.17
3.	Liberty	36.45
4.	Stephen F. Austin	36.25
5.	Murray St.	36.09
6.	Dayton	35.45
7.	Appalachian St.	34.31
8.	Old Dominion	33.55
9.	Jackson St.	33.18
10.	Montana St.	33.00

• Eighth in Sacks Allowed

1.	Southeast Mo. St.	.50
2.	South Dakota St.	.55
3.	Coastal Carolina	.58
4.	Penn	.60
5.	Liberty	.64
6.	Appalachian St.	.69
7.	Darthmouth	.70
T-8.	Old Dominion	.82
T-8.	Colgate	.82
T-8.	Austin Peay	.82

INDIVIDUAL:

• Total Offense

o Thomas DeMarco - 7th

• Punting

o Jonathan Plisco - 2nd

• Kickoff Returns

o Colby Goodwyn - 3rd

• Tackles for Loss

o Ronnie Cameron - T8th

• Punt Returns


o Monty Smalley - 13th

ALL-STATE:



Ronnie Cameron VaSID Second Team Defensive Line

Named a "Transfer to Watch" by the Sports Network. Led the defense with 72 tackles. He tied for eighth among FCS defenders in tackles for loss, averaging 1.73 TFL's a game, and was second on the squad with 5.5 sacks.



Colby Goodwyn VaSID First Team Return Specialist

Averaged 29.8 yards per return to rank fourth among all FCS punt returners and set the Division I record (FBS or FCS) for kickoff return yardage in a game.

National Stats - 2009 (FCS)

ATTENDANCE:

• Third in Accumulated Attendance

1. Montana	219753
2. Appalachian St.	168029
3. Old Dominion	138474
4. Delaware	124497
5. Yale	106226

• Fifth in Average Attendance

1. Montana	24730
2. Appalachian St.	24004
3. Yale	21245
4. Delaware	21254
5. Old Dominion	19782

TEAM:

• Second in Sacks Allowed

1. VMI	.45
2. Old Dominion	.64

• Third in Scoring Offense

1. Liberty	36.36
2. Montana	35.80
T-3. Old Dominion	35.00
T-3. Jacksonville St.	35.00
T-3. McNeese St.	35.00

• Third in Net Punting

1. Southern Utah	47.62
2. Weber St.	41.50
3. Old Dominion	44.57
4. Furman	39.82
5. Sam Houston St.	39.55

• Third in Turnover Margin

1. Liberty	1.91
2. Southern	1.64
3. Old Dominion	1.45
4. Jacksonville St.	1.36
5. Southern Illinois	1.31

• Ninth in Rushing Offense

1. VMI	276.73
2. Wofford	270.18
3. Colgate	249.91
4. Villanova	240.27
5. Southern Illinois	221.09
6. North Dakota St.	219.82
7. Central Conn. St.	219.42
8. McNeese St.	218.00
9. Old Dominion	216.73
10. Appalachian St.	206.43

INDIVIDUAL:

• Rushing

- o Thomas DeMarco - 32nd
- o Second-leading rushing QB in the FCS

• Total Offense

- o Thomas DeMarco - 21st

• Punting

- o Jonathan Plisco - 1st

• Scoring


- o Thomas DeMarco - 9th

COACHING:

- Brian Scott - Offensive Coordinator
- o Finalist for FootballScoop.Com I-AA Coordinator of the Year


ALL-AMERICAN:

- Jonathan Plisco - Punter
 - o Associated Press, First Team
 - o The Sports Network, Second Team
 - o College Sporting News, Honorable Mention
- Dustin Phillips - Long Snapper
 - o College Sporting News, Fabulous Fifty Team



Jonathan Plisco
All-American
Monarch Punter

Nation's FCS leader in punting. Made 57 punts with 18 going 50 yards or more 26 inside the opponent 20, and seven for a touchback.



Dustin Phillips
All-American
Monarch
Long Snapper

All-American Monarch Helped teammate Joanthan Plisco become the nation's top punter in the FCS and also helped the kick unit score 71 points.

Individual Season Records

Rushing yards

1. 1255 - Ray Lawry (200-1255) - 2016
2. 1136 - Ray Lawry (194-1136) - 2015
3. 1112 - Blake Watson (215-1112) - 2021
4. 947 - Ray Lawry (134-947) - 2014
5. 918 - Blake Watson (158-918) - 2022
6. 892 - Thomas DeMarco (163-892) - 2009
7. 864 - Tyree Lee (159-864) - 2012
8. 742 - Ray Lawry (132-742) - 2017
9. 732 - Jeremy Cox (129-732) - 2016
10. 633 - Angus Harper (141-633) - 2011

Rushing attempts

1. 215 - Blake Watson (215-1112) - 2021
2. 200 - Ray Lawry (200-1255) - 2016
3. 194 - Ray Lawry (194-1136) - 2015
4. 163 - Thomas DeMarco (163-892) - 2009
5. 159 - Tyree Lee (159-864) - 2012
6. 158 - Blake Watson (158-918) - 2022
7. 147 - Jeremy Cox (147-621) - 2017
8. 141 - Angus Harper (141-633) - 2011
9. 134 - Ray Lawry (134-947) - 2014
10. 132 - Ray Lawry (132-742) - 2017
- 132 - Mario Crawford (132-505) - 2010

Rushing TDs

1. 17 - Thomas DeMarco - 2009
2. 16 - Ray Lawry - 2014
3. 13 - Jeremy Cox - 2016
4. 12 - Colby Goodwyn - 2013
5. 11 - Ray Lawry - 2016
6. 11 - Ray Lawry - 2015
- 11 - Taylor Heinicke - 2012
8. 10 - Angus Harper - 2011
9. 9 - Kesean Strong - 2018
10. 8 - Blake Watson - 2021
- 8 - Tyree Lee - 2012
- 8 - Thomas DeMarco - 2010

Average yards/rush (min. 20 attempts)

1. 7.10 - Ray Lawry (134-947) - 2014
2. 6.53 - Gerard Johnson (57-372) - 2013
3. 6.30 - Ray Lawry (200-1255) - 2016
4. 6.09 - Jamar Parham (23-140) - 2010
5. 6.06 - Mario Crawford (99-600) - 2009
6. 5.93 - D. Williams (43-255) - 2010
7. 5.92 - Cam Boyd (76-450) - 2013
8. 5.90 - Ray Lawry (194-1136) - 2015
9. 5.87 - Lorenzo Smith (30-176) - 2011
10. 5.80 - Blake Watson (158-918) - 2022

Rushing yards/game (min. 5 games)

1. 104.6 - Ray Lawry (12 games) - 2016
3. 103.3 - Ray Lawry (11 games) - 2015
3. 101.1 - Blake Watson (11 games) - 2021
4. 92.8 - Ray Lawry (8 games) - 2017
5. 83.5 - Blake Watson (11 games) - 2022
6. 81.1 - Thomas DeMarco (11 games) - 2009
7. 78.9 - Ray Lawry (12 games) - 2014
8. 66.5 - Tyree Lee (13 games) - 2012
9. 64.6 - Colby Goodwyn (9 games) - 2011
10. 62.1 - Jeremy Cox (10 games) - 2017

Pass attempts

1. 579 - Taylor Heinicke (398-579-14) - 2012
2. 486 - Taylor Heinicke (340-486-8) - 2013
3. 457 - Taylor Heinicke (289-457-16) - 2014
4. 413 - Hayden Wolff (234-413-6) - 2022
5. 401 - Thomas DeMarco (233-401-12) - 2010
6. 393 - Blake LaRussa (249-393-10) - 2018
7. 340 - David Washington (202-340-5) - 2016
8. 307 - Taylor Heinicke (211-307-1) - 2011
9. 269 - Shuler Bentley (140-269-6) - 2015
10. 263 - Steven Williams (147-263-11) - 2017

Pass completions

1. 398 - Taylor Heinicke (398-579-14) - 2012
2. 340 - Taylor Heinicke (340-486-8) - 2013
3. 289 - Taylor Heinicke (289-457-16) - 2014
4. 249 - Blake LaRussa (249-393-10) - 2018
5. 234 - Hayden Wolff (234-413-6) - 2022
6. 233 - Thomas DeMarco (233-401-12) - 2010
7. 211 - Taylor Heinicke (211-307-1) - 2011
8. 202 - David Washington (202-340-5) - 2016
9. 159 - Hayden Wolff (159-253-7) - 2021

10. 147 - Steven Williams (147-263-11) - 2017

Passing yards

1. 5076 - Taylor Heinicke (398-579-14) - 2012*
2. 4022 - Taylor Heinicke (340-486-8) - 2013
3. 3476 - Taylor Heinicke (289-457-16) - 2014
4. 3015 - Blake LaRussa (249-393-10) - 2018
5. 2908 - Hayden Wolff (234-413-6) - 2022
6. 2836 - David Washington (202-340-5) - 2016
7. 2756 - Thomas DeMarco (233-401-12) - 2010
8. 2385 - Taylor Heinicke (211-307-1) - 2011
9. 1933 - Hayden Wolff (159-253-7) - 2021
10. 1921 - Thomas DeMarco (137-255-4) - 2009

***Led the nation**

Passing TDs

1. 44 - Taylor Heinicke - 2012
2. 33 - Taylor Heinicke - 2013
3. 31 - David Washington - 2016
4. 30 - Taylor Heinicke - 2014
5. 25 - Taylor Heinicke - 2011
6. 23 - Thomas DeMarco - 2010
7. 21 - Thomas DeMarco - 2009
8. 19 - Blake LaRussa - 2018
9. 18 - Hayden Wolff - 2022
10. 12 - Shuler Bentley - 2015

Passes had intercepted

1. 16 - Taylor Heinicke (289-457-16) - 2014
2. 14 - Taylor Heinicke (398-579-14) - 2012
3. 12 - Thomas DeMarco (233-401-12) - 2010
4. 11 - Steven Williams (147-263-11) - 2017
5. 10 - Blake LaRussa (249-393-10) - 2018
6. 8 - Taylor Heinicke (340-486-8) - 2013
7. 7 - D.J. Mack (86-167-7) - 2021
7. 7 - Shuler Bentley (140-269-7) - 2015
- 7 - Hayden Wolff (159-253-7) - 2021

Individual Season Records

Pass completion pct (min. 20 attempts)

1. 71.0 - David Washington (22-31-0) - 2013
2. 70.0 - Taylor Heinicke (340-486-8) - 2013
3. 68.7 - Taylor Heinicke (398-579-14) - 2012
4. 68.7 - Taylor Heinicke (211-307-1) - 2011
5. 63.4 - Blake LaRussa (249-393-10) - 2018
6. 63.2 - Taylor Heinicke (289-457-16) - 2014
7. 63.1 - Thomas DeMarco (101-160-5) - 2011
8. 62.8 - Hayden Wolff (159-253-7) - 2021
9. 59.7 - David Washington (202-340-5) - 2016
10. 58.4 - David Washington (94-161-3) - 2015

Pass efficiency (min. 20 attempts)

1. 183.7 - David Washington (22-31-0) - 2013
2. 162.6 - Taylor Heinicke (398-579-14) - 2012
3. 160.2 - Taylor Heinicke (211-307-1) - 2011
4. 158.6 - Taylor Heinicke (340-486-8) - 2013
5. 155.6 - David Washington (202-340-5) - 2016
6. 141.79 - Taylor Heinicke (289-457-16) - 2014
7. 141.0 - Thomas DeMarco (137-255-4) - 2009
8. 138.7 - Blake LaRussa (249-393-10) - 2018
9. 134.5 - Hayden Wolff (159-253-7) - 2021
10. 131.32 - David Washington (94-161-3) - 2015

Average yards/pass (min. 20 attempts)

1. 8.8 - Taylor Heinicke (398-579-14) - 2012
2. 8.4 - David Washington (22-31-0) - 2013
3. 8.3 - David Washington (202-340-5) - 2016
- 8.3 - Taylor Heinicke (340-486-8) - 2013
5. 7.8 - Taylor Heinicke (211-307-1) - 2011
6. 7.7 - Blake LaRussa (249-393-10) - 2018
7. 7.6 - Taylor Heinicke (289-457-16) - 2014
- 7.6 - Hayden Wolff (159-253-7) - 2021
9. 7.5 - Thomas DeMarco (137-255-4) - 2009



Travis Fulgham

10. 7.1 - David Washington (94-161-3) - 2015

Average yards/completion (min. 20 attempts)

1. 14.0 - David Washington (202-340-5) - 2016
- 14.0 - Thomas DeMarco (137-255-4) - 2009
3. 12.8 - Taylor Heinicke (398-579-14) - 2012
4. 12.4 - Hayden Wolff (234-413-6) - 2022
5. 12.2 - David Washington (94-161-3) - 2015
- 12.2 - Taylor Heinicke (289-457-16) - 2014
7. 12.1 - Blake LaRussa (249-393-10) - 2018
- 12.1 - Hayden Wolff (159-253-7) - 2021
9. 11.8 - Taylor Heinicke (340-486-8) - 2013
10. 11.8 - Thomas DeMarco (233-401-12) - 2010

Passing yards/game (min. 5 games)

1. 390.5 - Taylor Heinicke (13 games) - 2012
2. 335.2 - David Washington (12 games) - 2013
3. 289.7 - Taylor Heinicke (12 games) - 2014
4. 274.1 - Blake LaRussa (11 games) - 2018
5. 265.0 - Taylor Heinicke (9 games) - 2011
6. 250.5 - Thomas DeMarco (11 games) - 2010
7. 242.3 - Hayden Wolff (12 games) - 2022
8. 218.2 - David Washington (13 games) - 2016
9. 193.3 - Hayden Wolff (10 games) - 2021
10. 174.6 - Thomas DeMarco (11 games) - 2009

Pass reception yards

1. 1233 - Nick Mayers (79-1233) - 2012
2. 1083 - Travis Fulgham (63-1083) - 2018
3. 1066 - Ali Jennings (62-1066) - 2021
4. 1045 - Jonathan Duhart (74-1045) - 2018
5. 1020 - Larry Pinkard (68-1020) - 2013
6. 1019 - Antonio Vaughan (63-1019) - 2014
7. 970 - Zach Pascal (68-970) - 2015
8. 959 - Ali Jennings (54-959) - 2022
9. 946 - Zach Pascal (65-946) - 2016
10. 885 - Antonio Vaughan (60-885) - 2012

Pass receptions

1. 79 - Nick Mayers (79-1233) - 2012
2. 74 - Jonathan Duhart (74-1045) - 2018
3. 73 - Zack Kuntz (73-692) - 2021
4. 68 - Larry Pinkard (68-1020) - 2013
- 68 - Zach Pascal (68-970) - 2015
6. 65 - Zach Pascal (65-946) - 2016
7. 63 - Travis Fulgham (63-1083) - 2018
- 63 - Antonio Vaughan (63-975) - 2014
9. 62 - Ali Jennings (62-1066) - 2021
- 62 - Nick Mayers (62-698) - 2011

Pass reception TDs

1. 16 - Nick Mayers - 2012
2. 12 - Antonio Vaughan - 2014
3. 9 - Ali Jennings - 2022
- 9 - Jonathan Duhart - 2018
- 9 - Travis Fulgham - 2018
- 9 - Larry Pinkard - 2011
- 9 - Larry Pinkard - 2013
- 9 - Antonio Vaughan - 2013
- 9 - Zach Pascal - 2016
- 9 - Jonathan Duhart - 2016

Average yards/catch (min. 5 receptions)

1. 19.50 - Nick Mayers (24-468) - 2009
2. 19.44 - James Edwards (9-175) - 2009
3. 18.62 - Carlos Davis (8-149) - 2009
4. 18.60 - Javon Harvey (30-558) - 2022
5. 17.80 - Ali Jennings (54-958) - 2022
6. 17.30 - Jonathan Duhart (7-121) - 2017
7. 17.20 - Ali Jennings (62-1066) - 2021
- 17.20 - Travis Fulgham (63-1083) - 2018
9. 16.73 - Prentice Gill (41-686) - 2010
10. 16.50 - Travis Fulgham (29-478) - 2016
- 16.50 - Chris Lovitt (10-165) - 2009

Receptions/game (min. 5 games)

1. 6.20 - Jonathan Duhart (12 games) - 2018
2. 6.08 - Nick Mayers (13 games) - 2012
3. 6.00 - Ali Jennings (9 games) - 2022
4. 5.67 - Larry Pinkard (12 games) - 2013
- 5.67 - Zach Pascal (12 games) - 2015
6. 5.62 - Zack Kuntz (13 games) - 2021
7. 5.30 - Antonio Vaughan (12 games) - 2014
8. 5.25 - Travis Fulgham (12 games) - 2018

9. 5.17 - Nick Mayers (12 games) - 2011
10. 5.00 - Zach Pascal (13 games) - 2016
- 5.00 - Reid Evans (11 games) - 2010
- 5.00 - Antonio Vaughan (12 games) - 2013

Total offense yards

1. 5546 - Taylor Heinicke (705-5546) - 2012
2. 4370 - Taylor Heinicke (579-4370) - 2013
3. 3615 - Taylor Heinicke (537-3615) - 2014
4. 3179 - Thomas DeMarco (529-3179) - 2010
5. 3043 - David Washington (407-3043) - 2016
6. 2947 - Blake LaRussa (444-2947) - 2018
7. 2828 - Hayden Wolff (475-2828) - 2022
8. 2813 - Thomas DeMarco (418-2813) - 2009
9. 2748 - Taylor Heinicke (375-2748) - 2011
10. 1841 - Hayden Wolff (-92-1933) - 2021

Individual Season Records TDs responsible for

1. 55 - Taylor Heinicke - 2012
2. 38 - Taylor Heinicke - 2013
- 38 - Thomas DeMarco - 2009
4. 32 - David Washington - 2016
- 32 - Taylor Heinicke - 2014
6. 31 - Thomas DeMarco - 2010
7. 29 - Taylor Heinicke - 2011
8. 20 - Blake LaRussa - 2018
9. 16 - Nick Mayers - 2012
- 16 - Ray Lawry - 2014

Total offense/game (min. 5 games)

1. 426.6 - Taylor Heinicke (13 games) - 2012
2. 364.2 - Taylor Heinicke (12 games) - 2013
3. 305.3 - Taylor Heinicke (9 games) - 2011
4. 301.2 - Taylor Heinicke (12 games) - 2014
5. 289.0 - Thomas DeMarco (11 games) - 2010
6. 267.9 - Blake LaRussa (11 games) - 2018
7. 255.7 - Thomas DeMarco (11 games) - 2009
8. 235.7 - Hayden Wolff (12 games) - 2022
9. 234.1 - David Washington (13 games) - 2016
10. 184.1 - Hayden Wolff (10 games) - 2021

All purpose yards

1. 1549 - Zach Pascal - 2015
2. 1406 - Zach Pascal - 2016
3. 1389 - Ray Lawry - 2016
4. 1377 - Isaiah Harper - 2018
5. 1357 - Antonio Vaughan - 2012
6. 1321 - Nick Mayers - 2012
7. 1288 - Ray Lawry - 2015
8. 1232 - Blake Watson - 2022
9. 1219 - Isaiah Harper - 2017
10. 1207 - Tyree Lee - 2012

All purpose yards/game (min. 5 games)

1. 126.2 - Colby Goodwyn (9 games) - 2011
2. 129.1 - Zach Pascal (12 games) - 2015
3. 117.1 - Ray Lawry (11 games) - 2015
4. 115.8 - Ray Lawry (12 games) - 2016
5. 114.8 - Isaiah Harper (12 games) - 2018
6. 112.0 - Blake Watson (11 games) - 2022
7. 108.2 - Zach Pascal (13 games) - 2016
8. 106.6 - Ali Jennings (9 games) - 2022
9. 106.1 - Blake Watson (11 games) - 2021
10. 104.4 - Antonio Vaughan (13 games) - 2012

Total points scored

1. 103 - Jarod Brown (64 PAT, 13 FG) - 2013
- 103 - Jarod Brown (73 PAT, 10 FG) - 2012
3. 102 - Thomas DeMarco (17 TD) - 2009
4. 101 - Jarod Brown (58 PAT, 14 FG) - 2011
5. 99 - Nick Rice (20 FG, 39 PAT) - 2021
6. 98 - Nick Mayers (16 TD, 1 PAT) - 2012
7. 96 - Ray Lawry (16 TD) - 2014
8. 86 - Jeremy Cox (13 TD, 1 PAT) - 2016
9. 82 - Nick Rice (14 FG, 40 PAT) - 2018
10. 78 - Antonio Vaughan (13 TD) - 2014

Individual Season Records

Touchdowns scored

- 17 - Thomas DeMarco (17 rush) - 2009
- 16 - Nick Mayers (16 rcv) - 2012
- 16 - Ray Lawry (16 rush) - 2014
- 14 - Jeremy Cox (13 rush, 1 rcv) - 2016
- 13 - Antonio Vaughan (11 rcv, 1 ret) - 2014
- 12 - Ray Lawry (11 rush, 1 rcv) - 2016
- 12 - Colby Goodwyn (12 rush) - 2013
- 12 - Ray Lawry (11 rush, 1 rcv) - 2015
- 11 - Kesean Strong (9 rush, 2 rcv) - 2018
- 11 - Taylor Heinicke (11 rush) - 2012

PAT kicks made

- 73 - Jarod Brown (73-73) - 2012
- 64 - Jarod Brown (64-65) - 2013
- 57 - Jarod Brown (57-59) - 2011
- 50 - Drew Hareza (50-51) - 2009
- 45 - Brad Davis (45-46) - 2016
- 40 - Nick Rice (40-41) - 2018
- 39 - Jarod Brown (39-41) - 2010
- 39 - Nick Rice (39-41) - 2021
- 28 - Ethan Sanchez (28-28) - 2022
- 27 - Nick Rice (27-27) - 2017

PAT kicks attempted

- 73 - Jarod Brown (73-73) - 2012
- 65 - Jarod Brown (64-65) - 2013
- 59 - Jarod Brown (57-59) - 2011
- 51 - Drew Hareza (50-51) - 2009
- 46 - Brad Davis (45-46) - 2016
- 41 - Nick Rice (40-41) - 2018
- 41 - Jarod Brown (39-41) - 2010
- 41 - Nick Rice (39-41) - 2021
- 28 - Ethan Sanchez (28-28) - 2022
- 27 - Ricky Segers (26-27) - 2014
- 27 - Nick Rice (27-27) - 2017

PAT kick pct (min. 5 attempts)

- 100.0 - Ethan Sanchez (28-28) - 2022
- 100.0 - Nick Rice (27-27) - 2017
- 100.0 - Satchel Ziffer (12-12) - 2014
- 100.0 - Jarod Brown (73-73) - 2012
- 98.5 - Jarod Brown (64-65) - 2013
- 98.0 - Drew Hareza (50-51) - 2009
- 97.8 - Brad Davis (45-46) - 2016
- 97.6 - Nick Rice (40-41) - 2018
- 96.6 - Jarod Brown (57-59) - 2011
- 96.2 - Ricky Segers (26-27) - 2014

Individual Season Records

Field goals made

- 20 - Nick Rice (20-26) - 2021
- 15 - Nick Rice (15-20) - 2017
- 15 - Nick Rice (15-20) - 2019
- 14 - Nick Rice (14-18) - 2018
- 14 - Jarod Brown (14-21) - 2011
- 13 - Jarod Brown (13-20) - 2013
- 12 - Jarod Brown (12-16) - 2010
- 10 - Ethan Sanchez (10-13) - 2022
- 10 - Jarod Brown (10-12) - 2012
- 10 - Chris Kirtley (10-13) - 2015
- 10 - Brad Davis (10-12) - 2016

Field goals attempted

- 26 - Nick Rice (20-26) - 2021
- 21 - Jarod Brown (14-21) - 2011
- 20 - Jarod Brown (13-20) - 2013
- 20 - Nick Rice (15-20) - 2017
- 20 - Nick Rice (15-20) - 2019
- 18 - Nick Rice (14-18) - 2018
- 16 - Jarod Brown (12-16) - 2010
- 13 - Ethan Sanchez (10-13) - 2022
- 13 - Drew Hareza (7-13) - 2009
- 13 - Chris Kirtley (10-13) - 2015

Field goal pct (min. 5 attempts)

- 83.3 - Jarod Brown (10-12) - 2012
- 83.3 - Brad Davis (10-12) - 2016
- 78.0 - Nick Rice (14-18) - 2018
- 77.0 - Ethan Sanchez (10-13) - 2022
- 77.0 - Nick Rice (20-26) - 2021
- 77.0 - Chris Kirtley (10-13) - 2015
- 75.0 - Nick Rice (15-20) - 2019
- 75.0 - Nick Rice (15-20) - 2017

- 75.0 - Jarod Brown (12-16) - 2010
- 66.7 - Jarod Brown (14-21) - 2011

Punt yards

- 2876 - Ethan Duane (67-2876) - 2022
- 2780 - Jonathan Plisco (62-2780) - 2009
- 2674 - Bailey Cate (66-2674) - 2017
- 2631 - Bailey Cate (66-2631) - 2019
- 2450 - Satchel Ziffer (61-2450) - 2015
- 2352 - Jonathan Plisco (51-2352) - 2011
- 2300 - Ethan Duane (58-2300) - 2021
- 2186 - Bailey Cate (55-2186) - 2018
- 2157 - Bailey Cate (57-2157) - 2016
- 1905 - Jonathan Plisco (43-1905) - 2010

Punt attempts

- 67 - Ethan Duane (67-2876) - 2022
- 66 - Bailey Cate (66-2674) - 2017
- 66 - Bailey Cate (66-2631) - 2019
- 62 - Jonathan Plisco (62-2780) - 2009
- 61 - Satchel Ziffer (61-2450) - 2015
- 58 - Ethan Duane (58-2300) - 2021
- 57 - Bailey Cate (57-2157) - 2016
- 55 - Bailey Cate (55-2186) - 2018
- 51 - Jonathan Plisco (51-2352) - 2011
- 43 - Jonathan Plisco (43-1905) - 2010

Average yards/punt (min. 5 attempts)

- 47.20 - Taylor Heinicke (14-661) - 2014
- 46.12 - Jonathan Plisco (51-2352) - 2011
- 45.04 - Jonathan Plisco (28-1261) - 2012
- 44.84 - Jonathan Plisco (62-2780) - 2009
- 44.30 - Jonathan Plisco (43-1905) - 2010
- 42.9 - Ethan Duane (67-2876) - 2022
- 41.46 - Taylor Heinicke (13-539) - 2013
- 40.50 - Bailey Cate (66-2674) - 2017
- 40.50 - Jarrett Cervi (23-931) - 2014
- 40.20 - Satchel Ziffer (61-2450) - 2015

Punt return yards

- 304 - Monty Smalley (24-304) - 2010
- 210 - Darrell Brown (25-210) - 2017
- 153 - Isiah Paige (14-153) - 2021
- 145 - Darrell Brown (14-145) - 2016
- 144 - Reid Evans (17-144) - 2011
- 138 - Isaiah Harper (9-128) - 2018
- 112 - Antonio Vaughan (12-112) - 2014
- 97 - Roger Cray (10-97) - 2021
- 96 - Darrell Brown (10-96) - 2019
- 92 - Antonio Vaughan (7-92) - 2012

Punt returns

- 25 - Darrell Brown (25-210) - 2017
- 24 - Monty Smalley (24-304) - 2010
- 17 - Reid Evans (17-144) - 2011
- 16 - Marques Little (16-34) - 2015
- 14 - Isiah Paige (14-153) - 2021
- 14 - Nick Mayers (14-76) - 2012
- 14 - Darrell Brown (13-145) - 2016
- 12 - Antonio Vaughan (12-112) - 2014
- 11 - Isiah Paige (11-83) - 2022
- 10 - Roger Cray (10-97) - 2021
- 10 - Monty Smalley (10-62) - 2009
- 10 - Darrell Brown (10-96) - 2019

Punt return TDs

- 1 - Isaiah Harper - 2018
- 1 - Antonio Vaughan - 2014
- 1 - Larry Pinkard - 2011
- 1 - Blair Roberts - 2011
- 1 - Aaron Evans - 2013
- 1 - Antonio Vaughan - 2012
- 1 - Colby Goodwyn - 2010

Average yards/punt return (min. 5 attempts)

- 15.30 - Isaiah Harper (9-138) - 2018
- 13.14 - Antonio Vaughan (7-92) - 2012
- 12.67 - Monty Smalley (24-304) - 2010
- 11.67 - Aaron Evans (6-70) - 2013
- 10.90 - Isiah Paige (14-153) - 2021
- 10.4 - Darrell Brown (14-145) - 2016
- 9.7 - Roger Cray (10-97) - 2021
- 9.60 - Darrell Brown (10-96) - 2019

- 9.930 - Antonio Vaughan (12-112) - 2014
- 8.47 - Reid Evans (17-144) - 2011
- 8.40 - Darrell Brown (25-210) - 2017

Kick return yards

- 802 - Aaron Evans (33-802) - 2013
- 698 - Isaiah Harper (24-698) - 2017
- 686 - Colby Goodwyn (23-686) - 2010
- 655 - Isaiah Harper (30-655) - 2018
- 633 - Blake Watson (24-633) - 2019
- 629 - LaMareon James (18-529) - 2021
- 486 - Colby Goodwyn (23-486) - 2012
- 478 - Cam Boyd (27-478) - 2014
- 425 - LaMareon James (20-425) - 2022
- 417 - Colby Goodwyn (20-417) - 2011

Kick returns

- 33 - Aaron Evans (33-802) - 2013
- 30 - Isaiah Harper (30-655) - 2018
- 27 - Cam Boyd (27-478) - 2014
- 24 - Blake Watson (24-633) - 2019
- 24 - Isaiah Harper (24-698) - 2017
- 23 - Colby Goodwyn (23-686) - 2010
- 23 - Colby Goodwyn (23-486) - 2012
- 20 - Antonio Vaughan (20-400) - 2012
- 20 - Colby Goodwyn (20-417) - 2011
- 20 - Zach Pascal (20-414) - 2015Z

Kick return TDs

- 3 - Isaiah Harper - 2017
- 2 - LaMareon James - 2021
- 1 - Aaron Evans - 2010

Average yards/kick return (min. 5 attempts)

- 29.83 - Colby Goodwyn (23-686) - 2010
- 29.40 - LaMareon James (18-529) - 2021
- 29.10 - Isaiah Harper (24-698) - 2017
- 27.14 - Aaron Evans (7-190) - 2010
- 26.40 - Blake Watson (24-633) - 2019
- 26.20 - Zach Pascal (12-315) - 2016
- 25.57 - Aaron Evans (14-358) - 2011
- 24.30 - Aaron Evans (33-802) - 2013
- 22.60 - Mario Crawford (10-226) - 2009
- 21.80 - Isaiah Harper (30-655) - 2018

Interception return yards

- 89 - Joe Joe Headen (2-89) - 2021
- 82 - Fellonte Misher (4-82) - 2015
- 77 - A.T. Aoelua (1-77) - 2009
- 75 - Sean Carter (1-75) - 2018
- 65 - Craig Wilkins (3-65) - 2009
- 61 - Craig Wilkins (3-51) - 2012
- 49 - Fellonte Misher (2-49) - 2013
- 44 - Rob Thompson (2-44) - 2017
- 44 - Donald Smith (3-44) - 2009
- 42 - Kaleb Ford-Dement (2-42) - 2019

Interceptions

- 5 - Eriq Lewis (5-31) - 2011
- 4 - Devon Simmons (4-27) - 2009
- 4 - Fellonte Misher (4-82) - 2015
- 3 - Sean Carter (3-32) - 2017
- 3 - Aaron Young (2-39) - 2016
- 3 - Craig Wilkins (3-65) - 2009
- 3 - Craig Wilkins (3-51) - 2012
- 3 - Donald Smith (3-44) - 2009
- 3 - D.J. Simon (3-25) - 2013
- 3 - Carvin Powell (3-18) - 2011

Interception return TDs

- 1 - Deeve Harris - 2022
- 1 - Deeve Harris - 2021
- 1 - Justin Noye - 2018
- 1 - Aaron Young - 2016
- 1 - Craig Wilkins - 2010
- 1 - A.T. Aoelua - 2009

Fumble return yards

- 33 - Martez Simpson (1-33) - 2015
- 28 - Joe Joe Headen (1-28) - 2017
- 28 - TJ Ricks (2-28) - 2015
- 25 - Robert Kennedy (1-25) - 2022
- 25 - Oshane Ximines (2-25) - 2015

- 25 - Fellonte Misher (1-25) - 2014
- 25 - Richie Staton (1-25) - 2013
- 23 - TJ Ricks (2-23) - 2016
- 22 - Sean Carter (1-22) - 2017
- 18 - Chris Lovitt (1-18) - 2011

Fumble returns

- 2 - TJ Ricks (2-23) - 2016
- 2 - Marvin Branch (2-17) - 2016
- 2 - Craig Wilkins (2-16) - 2010
- 1 - Martez Simpson (1-33) - 2015
- 1 - TJ Ricks (1-28) - 2015
- 1 - Marvin Branch (1-11) - 2015
- 1 - Sean Carter (1-1) - 2015
- 1 - Fellonte Misher (1-25) - 2014
- 1 - Richie Staton (1-25) - 2013
- 1 - Chris Lovitt (1-18) - 2011
- 1 - Mateus Porter (1-11) - 2010
- 1 - Deron Mayo (1-4) - 2010
- 1 - Fellonte Misher (1-3) - 2013
- 1 - Devon Simmons (1-0) - 2011

Fumble return TDs

- 1 - Deeve Harris - 2021
- 1 - Nick Saldiveri - 2021
- 1 - Rashaad Coward - 2016
- 1 - Martez Simpson - 2015
- 1 - Poncho Barnwell - 2014
- 1 - Chris Lovitt - 2011
- 1 - Marquis Johnson - 2009

Total tackles

- 186 - Jason Henderson (58-128) - 2022
- 123 - TJ Ricks (41-68) - 2015
- 111 - Craig Wilkins (58-53) - 2011
- 111 - Lawrence Garner (67-44) - 2019
- 104 - Jordan Young (34-70) - 2021
- 102 - TJ Ricks (44-49) - 2016
- 100 - Lawrence Garner (50-50) - 2018
- 99 - Anthony Wilson (49-41) - 2016
- 99 - Fellonte Misher (41-43) - 2015
- 96 - Marvin Branch (34-54) - 2017

Quarterback sacks

- 12.0 - Oshane Ximines (12.0/79) - 2018
- 8.5 - Oshane Ximines (7.5/42) - 2017
- 7.5 - Oshane Ximines (7.5/47) - 2016
- 7.0 - Bunmi Rotimi (7.0/69) - 2016
- 6.5 - Craig Wilkins (5-3/46) - 2012
- 6.5 - Deron Mayo (6-1/45) - 2010
- 6.5 - Ronnie Cameron (4-5/48) - 2011
- 5.5 - Marcus Haynes (5.5/39) - 2021
- 5.5 - Miles Fox (5.5/26) - 2017
- 5.5 - Bunmi Rotimi (5.5/34) - 2017
- 5.5 - Chad King (5-1/37) - 2011
- 5.5 - Ronnie Cameron (4-3/39) - 2010

Tackles For Loss

- 19.0 - Keion White (19/82) - 2019
- 19.0 - Ronnie Cameron (19/70) - 2010
- 18.5 - Oshane Ximines (18.5/88) - 2018
- 17.0 - Ronnie Cameron (17/66) - 2011
- 14.5 - Craig Wilkins (14.5/57) - 2011
- 14.0 - Oshane Ximines (14.0/55) - 2017
- 13.5 - Caleb Taylor (13.5/44) - 2012
- 13.5 - Craig Wilkins (13.5/63) - 2012
- 12.0 - D.J. Simon (12.0/34) - 2014
- 12.0 - Deron Mayo (12.0/66) - 2010

Fumbles forced

- 4 - Oshane Ximines - 2018
- 4 - TJ Ricks - 2014
- 4 - Oshane Ximines - 2017
- 3 - Oshane Ximines - 2016
- 3 - T.J. Coward - 2010
- 3 - Chris Burnette - 2012
- 3 - Eriq Lewis - 2011
- 3 - Deron Mayo - 2010
- 2 - Jason Henderson - 2021
- 2 - Cory Jackson - 2021
- 2 - TJ Ricks - 2016
- 2 - Bunmi Rotimi - 2016
- 2 - C.J. Bradshaw - 2016
- 2 - D.J. Simon - 2014

Individual Season/Year-By-Year Records

- 2 - Reggie Owens - 2014
- 2 - Edmon McClam - 2009
- 2 - Craig Wilkins - 2010
- 2 - Edmon McClam - 2011
- 2 - Devon Simmons - 2011
- 2 - John Darr - 2011
- 2 - Preston Smith - 2013
- 2 - Ronnie Cameron - 2010
- 2 - A.T. Aoelua - 2009
- 2 - Andrew Everett - 2012
- 2 - Reggie Owens - 2013

Fumbles recovered

- 1. 5 - Craig Wilkins - 2010
- 2. 3 - Pat Toal - 2017

Pass breakups

- 1. 13 - Kaleb Ford-Dement - 2019
- 2. 12 - Roger Cray - 2021
- 3. 11 - Tobias Harris - 2022
 - 11 - T.J. Cowart - 2010
- 11 - Brandon Addison - 2015
- 6. 10 - Brandon Addison - 2016
- 7. 9 - Eriq Lewis - 2011
- 8. 8 - Eriq Lewis - 2014
 - 8 - Aaron Young - 2015
- 10. 7 - Tre Hawkins - 2021
 - 7 - Joe Joe Headen - 2018
 - 7 - Craig Wilkins - 2009
 - 7 - TJ Ricks - 2015
 - 7 - Justice Davila - 2016

QB hurries

- 1. 14 - Oshane Ximines - 2018
- 2. 10 - Ronnie Cameron - 2011
- 3. 9 - Oshane Ximines - 2015
- 4. 8 - Ronnie Cameron - 2010
- 5. 8 - Deeve Harris - 2021
- 6. 7 - Oshane Ximines - 2017
 - 7 - Miles Fox - 2016
 - 7 - Tim Ward - 2015
 - 7 - Andrew Everett - 2014
 - 7 - Caleb Taylor - 2012
 - 7 - Deron Mayo - 2010

Blocked kicks

- 1. 5 - Edmon McClam - 2009
- 2. 3 - Chris Burnette - 2011
- 3. 2 - Jakwail Bailey - 2011
 - 2 - Andrew Everett - 2013
 - 2 - Deron Mayo - 2010
 - 2 - Chris Burnette - 2009
 - 2 - Rashaad Coward - 2013

RUSHING

Year	Player	Att	Yds	Lg	TD	Avg/A	Avg/G
2009	Thomas DeMarco	163	892	51	17	5.5	81.1
2010	Mario Crawford	132	505	25	6	3.8	45.9
2011	Angus Harper	141	633	64	10	4.5	48.7
2012	Tyree Lee	159	864	50	8	5.4	66.5
2013	Colby Goodwyn	104	483	25	12	4.6	40.2
2014	Ray Lawry	134	947	68	16	7.1	78.9
2015	Ray Lawry	194	1136	57	11	5.9	103.3
2016	Ray Lawry	200	1255	46	11	6.2	104.6
2017	Ray Lawry	132	742	65	7	5.6	92.8
2018	Kesean Strong	106	499	59	9	4.7	55.4
2019	Kesean Strong	84	353	33	4	4.2	32.1
2021	Blake Watson	215	1112	46	8	5.2	101.1
2022	Blake Watson	158	918	67	5	5.8	83.5

PASSING

Year	Player	C-A-I	Yds	Lg	TD	Avg/A	Avg/G
2009	Thomas DeMarco	137-255-4	1921	55	21	7.5	174.6
2010	Thomas DeMarco	233-401-12	2756	62	23	6.9	250.5
2011	Taylor Heinicke	211-307-1	2385	93	25	7.8	265.0
2012	Taylor Heinicke	398-579-14	5076	84	44	8.8	390.5
2013	Taylor Heinicke	340-486-8	4022	76	33	8.3	335.2
2014	Taylor Heinicke	289-457-16	3476	74	30	7.6	289.7
2015	Shuler Bentley	140-269-6	1432	70	12	5.3	143.2
2016	David Washington	202-340-5	2856	84	31	8.4	220.0
2017	Steven Williams	147-263-11	1528	71	6	5.8	152.8
2018	Blake LaRussa	249-393-10	3015	83	20	7.7	274.1
2019	Stone Smartt	101-177-6	1006	47	1	5.7	100.6
2021	Hayden Wolff	159-253-7	1933	63	10	7.6	193.3
2022	Hayden Wolff	234-413-6	2908	77	18	7.0	242.3

TOTAL OFFENSE

Year	Player	Total	Rush	Pass
2009	Thomas DeMarco	2813	892	1921
2010	Thomas DeMarco	3179	423	2756
2011	Taylor Heinicke	2748	363	2385
2012	Taylor Heinicke	5546	470	5076
2013	Taylor Heinicke	4360	348	4022
2014	Taylor Heinicke	3615	139	3476
2015	Shuler Bentley	1396	-36	1432
2016	David Washington	2856	207	3063
2017	Steven Williams	2054	263	1791
2018	Blake LaRussa	2947	-68	3015
2019	Stone Smartt	1187	181	1006
2021	Hayden Wolff	1841	-92	1933
2022	Hayden Wolff	2908	-80	2828

SCORING

Year	Player	Points	TD	XP	FG
2009	Thomas DeMarco	102	17	0	0
2010	Jarod Brown	75	0	39	12
2011	Jarod Brown	101	0	58	14
2012	Jarod Brown	103	0	73	10
2013	Jarod Brown	103	0	64	13
2014	Ray Lawry	96	16	0	0
2015	Ray Lawry	72	12	0	0
2016	Jeremy Cox	86	14	0	0
2017	Nick Rice	72	0	27	15
2018	Nick Rice	82	0	40	14
2019	Nick Rice	63	0	18	15
2021	Nick Rice	99	0	39	20
2022	Ethan Sanchez	58	0	28	10

RECEIVING

Year	Player	Rec.	Yds	Lg	TD	Avg/C	Rec/G
2009	Reid Evans	46	602	42	3	13.1	4.2
2010	Reid Evans	55	616	33	6	11.2	5.0
2011	Nick Mayers	62	698	93	7	11.3	5.2
2012	Nick Mayers	79	1233	75	16	15.6	6.1
2013	Larry Pinkard	68	1020	74	9	15.0	5.7
2014	Antonio Vaughan	63	1019	74	12	16.2	5.3
2015	Zach Pascal	68	970	53	8	14.3	5.7
2016	Zach Pascal	65	946	53	9	14.5	5.0
2017	Isaiah Harper	39	462	65	0	11.8	3.2
2018	Jonathan Duhart	74	1045	83	9	14.1	6.2
2019	Kesean Strong	27	200	20	0	7.4	2.5
2021	Zack Kuntz	72	692	43	5	9.5	5.5
2022	Ali Jennings	54	959	77	9	17.8	6.0

PUNT RETURNS

Year	Player	No.	Yds	Avg.	Lg	TD
2009	Monty Smalley	10	62	6.2	18	0
2010	Monty Smalley	24	304	12.7	40	0
2011	Reid Evans	17	144	8.5	28	0
2012	Antonio Vaughan	7	92	13.1	70	1
2013	Aaron Evans	6	70	11.7	64	1
2014	Antonio Vaughan	12	112	9.3	46	1
2015	Marques Little	16	34	2.1	14	0
2016	Darrell Brown	14	145	10.4	36	0
2017	Darrell Brown	25	210	8.4	31	0
2018	Isaiah Harper	9	138	15.3	74	1
2019	Darrell Brown	10	96	9.6	48	0
2021	Isiah Paige	14	153	10.9	37	0

2022 Isiah Paige 11 83 7.5 23 0

KICK RETURNS

Year	Player	No.	Yds	Avg.	Lg	TD
2009	Mario Crawford	10	226	22.6	76	0
2010	Colby Goodwyn	23	686	29.8	89	0
2011	Colby Goodwyn	20	417	20.9	43	0
2012	Colby Goodwyn	23	486	21.1	47	0
2013	Aaron Evans	33	802	24.3	76	0
2014	Cam Boyd	27	478	17.7	45	0
2015	Zach Pascal	20	414	20.7	34	0
2016	Kesean Strong	16	338	21.1	39	0
2017	Isaiah Harper	24	698	29.1	100	3
2018	Isaiah Harper	30	655	21.8	51	0
2019	Blake Watson	24	633	26.4	75	0
2021	LaMareon James	18	529	29.4	100	2
2022	LaMareon James	20	425	21.3	38	0

INTERCEPTIONS

Year	Player	No.	Yards	Long	TD
2009	Devon Simmons	4	27	14	0
2010	Carvin Powell	1	18	18	0
	Craig Wilkins	1	25	25	1
	Devon Simmons	1	37	37	0
	T.J. Cowart	1	11	11	0
2011	Eriq Lewis	5	31	20	0
2012	Craig Wilkins	3	51	31	0
2013	D.J. Simon	3	25	15	0
2014	Christian Byrum	2	0	0	0
	Fellonte Misher	2	0	0	0
2015	Fellonte Misher	4	82	52	0
2016	Aaron Young	3	40	24	1
2017	Sean Carter	3	32	28	0
2018	Geronda Hall	2	27	28	0
	Justin Noye	2	37	37	1
2019	Kaleb Ford-Dement	2	42	25	0
	Geronda Hall	2	32	30	0
2021	Joe Joe Headen	2	89	89	0
	R'Tarriun Johnson	2	15	15	0
2022	Terry Jones	2	0	0	0
	Tre Hawkins	2	0	0	0

ALL PURPOSE

Year	Player	Total	Rush	Rec	PR	KR	IR	Avg/G
2009	Thomas DeMarco	892	892	0	0	0	0	81.1
	Mario Crawford	892	600	66	0	226	0	89.2
2010	Colby Goodwyn	887	186	15	0	686	0	98.6
2011	Colby Goodwyn	1136	581	138	0	417	0	126.2
2012	Antonio Vaughan	1357	-20	885	92	400	0	104.4
2013	Larry Pinkard	1041	21	1020	0	0	0	86.8
2014	Antonio Vaughan	1162	31	1029	112	0	0	96.8
2015	Zach Pascal	1549	165	970	0	414	0	129.1
2016	Zach Pascal	1406	145	946	0	315	0	108.2
2017	Isaiah Harper	1219	59	462	0	698	0	101.6
2018	Isaiah Harper	1377	22	479	138	655	0	114.8
2019	Blake Watson	828	116	79	0	633	0	75.3
2021	Blake Watson	1167	112	55	0	0	0	106.1
2022	Blake Watson	1232	918	314	0	0	0	112.0

PUNTING

Year	Player	No.	Yards	Avg.	Lg
2009	Jonathan Plisco	62	2780	44.8	76
2010	Jonathan Plisco	43	1905	44.3	75
2011	Jonathan Plisco	51	2352	46.1	62
2012	Jonathan Plisco	28	1261	45.0	61
2013	Jake Walsh	18	688	38.2	58
2014	Jarrett Cervi	23	931	40.5	54
2015	Satchel Ziffer	61	2450	40.2	64
2016	Bailey Cate	57	2157	37.8	70
2017	Bailey Cate	66	2674	40.5	68
2018	Bailey Cate	55	2186	39.7	63
2019	Bailey Cate	66	2631	39.9	59
2021	Ethan Duane	58	2300	39.7	60
2022	Ethan Duane	67	2876	42.9	59

TACKLES

Year	Player	Total	Solo	Ast.
2009	Mychael McJunkins	85	57	28
2010	Craig Wilkins	74	35	39
2011	Craig Wilkins	111	58	53
2012	Craig Wilkins	90	41	49
2013	Fellonte Misher	95	54	41
2014	D.J. Simon	89	48	41
2015	TJ Ricks	123	47	76
2016	TJ Ricks	102	48	54
2017	Marvin Branch	96	41	55
2018	Lawrence Garner	100	50	50
2019	Lawrence Garner	111	67	44
2021	Jordan Young	104	34	70
2022	Jason Henderson	186	58	128

Team Season Records

Team Season Records

RUSHING

Rushing Yards

1. 2559 (500-2559) - 2016
2. 2384 (469-3284) - 2009
3. 2186 (490-2186) - 2011
4. 2112 (401-2112) - 2015
5. 2058 (494-2058) - 2021

Rushing Attempts

1. 500 (500-2559) - 2016
2. 494 (494-2058) - 2021
3. 490 (490-2186) - 2011
4. 469 (469-2007) - 2012
5. 469 (469-2384) - 2009

Rushing TD's

1. 34-2012
2. 29-2013
- 29-2009
- 27-2016
- 26-2011

Average Yards/Rush

1. 5.10 (500-2559) - 2016
2. 5.08 (469-2384) - 2009
3. 4.91 (365-1793) - 2014
4. 4.77 (401-1915) - 2013
5. 4.50 (401-2112) - 2015

Rushing Yards/Game

1. 216.7 (11 games) - 2009
2. 196.8 (13 games) - 2016
3. 168.2 (13 games) - 2011
4. 163.9 (12 games) - 2017
5. 159.6 (12 games) - 2013

PASSING

Pass Attempts

1. 586 (403-586-14) - 2012
2. 519 (363-519-8) - 2013
3. 480 (293-480-12) - 2018
4. 474 (316-474-7) - 2011
5. 458 (290-458-16) - 2014

Pass Completions

1. 403 (403-586-14) - 2012
2. 363 (363-519-8) - 2013
3. 316 (316-474-7) - 2011
4. 293 (293-480-12) - 2018
5. 290 (290-458-16) - 2014

Passing Yards

1. 5120 (403-586-14) - 2012
2. 4313 (363-519-8) - 2013
3. 3564 (293-480-12) - 2018
4. 3522 (316-474-7) - 2011
5. 3510 (290-458-16) - 2014

Passing TD's

1. 44 - 2012
2. 37 - 2013
3. 33 - 2011
4. 31 - 2016
5. 30 - 2014

Passes Had Intercepted

1. 16 - (290-458-16) - 2014
2. 14 - (245-420-14) - 2021
- 14 - (193-350-14) - 2017
- 14 - (403-586-14) - 2012
- 13 - (242-416-13) - 2010

Pass Completion PCT

1. 69.9 (363-519-8) - 2013

2. 68.8 (403-586-14) - 2012
3. 66.7 (316-474-7) - 2011
4. 63.3 (290-458-16) - 2014
5. 61.0 (293-480-12) - 2018
6. 58.8 (220-374-6) - 2016

Average Yards/Pass

1. 8.7 (403-586-14) - 2012
2. 8.3 (363-519-8) - 2013
3. 8.1 (2220-374-6) - 2016
4. 7.7 (290-458-16) - 2014
5. 7.5 (144-268-7) - 2009

Average Yards/Completion

1. 13.9 (144-268-7) - 2009
2. 13.8 (2220-374-6) - 2016
3. 12.7 (403-586-14) - 2012
4. 12.5 (237-421-7) - 2022
5. 12.2 (293-480-12) - 2018

Passing Yards/Game

1. 393.8 (13 games) - 2012
2. 359.4 (12 games) - 2013
3. 297.0 (12 games) - 2018
4. 292.5 (12 games) - 2014
5. 270.9 (13 games) - 2013

TOTAL OFFENSE

Total Offense Yards

1. 7127 (1055-7127) - 2012
2. 6228 (920-6228) - 2013
3. 5708 (964-5708) - 2011
4. 5601 (874-5601) - 2016
5. 5303 (823-5303) - 2014

Total Offense/Game

1. 548.2 (13 games) - 2012
2. 519.0 (12 games) - 2013
3. 441.9 (12 games) - 2014
4. 439.1 (13 games) - 2011
5. 433.9 (12 games) - 2016

Total Offense/Play

1. 6.77 (920-6228) - 2013
2. 6.76 (1055-7127) - 2012
3. 6.44 (823-5303) - 2014
4. 6.40 (874-5601) - 2016
5. 5.96 (737-4390) - 2009
6. 5.92 (964-5708) - 2011

All Purpose Yards

1. 8629 - 2012
2. 7425 - 2013
3. 7222 - 2011
4. 6762 - 2016
5. 6105 - 2014

All Purpose Yards/Game

1. 663.8 - 2012
2. 618.8 - 2013
3. 555.5 - 2011
4. 547.9 - 2009
5. 540.1 - 2010

SCORING

Total Points Scored

1. 587 - 2012
2. 508 - 2014
3. 477 - 2011
4. 456 - 2016
5. 392 - 2014

Touchdowns Scored

1. 79 - 2012
2. 67 - 2013

3. 62 - 2011
4. 60 - 2016
5. 54 - 2014

EXTRA POINTS

PAT Kicks Made

1. 75 (75-75) - 2012
2. 65 (65-66) - 2013
3. 57 (57-59) - 2011
4. 56 (52-56) - 2016
5. 50 (50-52) - 2014
- 50 (50-51) - 2009

PAT Kicks Attempted

1. 75 (75-75) - 2012
2. 66 (65-66) - 2013
3. 59 (57-59) - 2011
4. 56 (52-56) - 2016
5. 52 (50-52) - 2014

PAT Kick PCT

1. 100.0 (75-75) - 2012
- 100.0 (27-27) - 2017
- 100.0 (18-18) - 2019
- 100.0 (28-28) - 2022
5. 98.5 (65-66) - 2013

FIELD GOALS

Field Goals Made

1. 20 (20-26) - 2021
2. 15 (15-20) - 2017
- 15 (15-20) - 2019
4. 14 (14-18) - 2018
- 14 (14-21) - 2011

Field Goals Attempted

1. 26 (20-26) - 2021
2. 21 (14-21) - 2011
3. 20 (15-20) - 2017
- 20 (15-20) - 2018
- 20 (13-20) - 2013
6. 19 (13-19) - 2010

Field Goal PCT

1. 83.3 (12-14) - 2016
- 83.3 (10-12) - 2012
3. 78.0 (14-18) - 2018
4. 77.0 (20-26) - 2021
5. 75.0 (15-20) - 2017
- 75.0 (15-20) - 2019

PUNTING

Punt Yards

1. 2897 - 2009
2. 2876 - 2022
3. 2803 - 2011
4. 2683 - 2017
5. 2644 - 2019

Punt Attempts

1. 68 - 2017
- 68 - 2019
3. 67 - 2022
4. 65 - 2009
5. 64 - 2015

Average Yards/Punt

1. 44.5 - 2009
2. 44.4 - 2011
3. 42.9 - 2022
- 42.9 - 2012
5. 41.9 - 2014

PUNT RETURNS

Punt Return Yards

1. 348 - 2010
2. 290 - 2021
3. 246 - 2011
4. 210 - 2017
5. 204 - 2016

Punt Returns

1. 28 - 2010
2. 25 - 2021
- 25 - 2017
4. 24 - 2011
5. 22 - 2016

Punt Return TD's

1. 2 - 2011
2. 1 - 2018
- 1 - 2014
- 1 - 2013
- 1 - 2012
- 1 - 2010

Average Yards/Punt Return

1. 12.9 - 2018
2. 12.4 - 2010
3. 11.6 - 2021
4. 11.3 - 2013
5. 10.2 - 2011
6. 9.3 - 2016
- 9.3 - 2014

KICK RETURNS

Kick Return Yards

1. 1252 - 2012
2. 1154 - 2011
3. 1094 - 2010
4. 1032 - 2013
5. 951 - 2015

Kick Returns

1. 63 - 2011
2. 62 - 2012
3. 48 - 2013
4. 46 - 2009
5. 45 - 2015

Kick Return TD's

1. 3 - 2017
2. 2 - 2021
3. 1 - 2010

Average Yards/Kick Return

1. 25.6 - 2017
2. 24.8 - 2010
- 24.8 - 2019
4. 23.4 - 2021
5. 22.0 - 2016

INTERCEPTION RETURNS

Interception Return Yards

1. 217 - 2009
2. 200 - 2018
3. 132 - 2019
4. 119 - 2021
5. 114 - 2015
- 114 - 2011

Interceptions

1. 15 - 2012
- 15 - 2009
- 15 - 2011
4. 12 - 2022
5. 11 - 2016

Passing Records

300-Yard Passing Games (42)

Date	Name	Opponent	Yards
September 22, 2012	Taylor Heinicke	New Hampshire	730
November 9, 2013	Taylor Heinicke	Idaho	533
December 1, 2012	Taylor Heinicke	Coastal Carolina	497
September 22, 2018	Blake LaRussa	Virginia Tech	495
September 1, 2012	Taylor Heinicke	Duquesne	492
September 15, 2012	Taylor Heinicke	Campbell	486
October 25, 2014	Taylor Heinicke	WKU	471
October 5, 2013	Taylor Heinicke	Liberty	450
September 20, 2014	Taylor Heinicke	Rice	430
December 8, 2012	Taylor Heinicke	Georgia Southern	421
November 16, 2016	David Washington	Florida Atlantic	416
September 25, 2010	Thomas DeMarco	Monmouth	407
September 14, 2013	Taylor Heinicke	Howard	406
October 6, 2018	Blake LaRussa	Florida Atlantic	390
November 7, 2015	David Washington	UTSA	378
October 27, 2012	Taylor Heinicke	Delaware	375
November 5, 2011	Taylor Heinicke	Richmond	373
October 17, 2015	David Washington	Charlotte	365
September 28, 2013	Taylor Heinicke	Albany	365
September 21, 2013	Taylor Heinicke	The Citadel	363
September 26, 2014	Taylor Heinicke	Middle Tennessee	362
September 29, 2012	Taylor Heinicke	Richmond	360
October 15, 2011	Taylor Heinicke	Towson	360
November 17, 2012	Taylor Heinicke	James Madison	357
November 3, 2012	Taylor Heinicke	Georgia State	351
November 16, 2013	Taylor Heinicke	Campbell	341
December 3, 2011	Taylor Heinicke	Georgia Southern	341
August 31, 2013	Taylor Heinicke	East Carolina	338
September 4, 2010	Thomas DeMarco	Jacksonville	334
October 27, 2018	Blake LaRussa	Middle Tennessee	333
November 27, 2021	Hayden Wolff	Charlotte	328
October 16, 2021	Hayden Wolff	WKU	327
October 20, 2018	Blake LaRussa	WKU	327
October 9, 2010	Thomas DeMarco	Cal Poly	327
October 26, 2013	Taylor Heinicke	Norfolk State	325
November 23, 2019	Hayden Wolff	Middle Tennessee	321
November 8, 2014	Taylor Heinicke	FIU	315
October 22, 2022	Hayden Wolff	Georgia Southern	313
November 24, 2018	Blake LaRussa	Rice	312
October 19, 2013	Taylor Heinicke	Pittsburgh	312
September 3, 2011	Thomas DeMarco	Campbell	310
November 19, 2022	Hayden Wolff	App State	308
November 15, 2014	Taylor Heinicke	Louisiana Tech	302
November 10, 2018	Blake LaRussa	North Texas	301

Career 300 Yard Passing Games

- Taylor Heinicke - 26
- Blake LaRussa - 6
- Hayden Wolff - 5
- Thomas DeMarco - 4
- David Washington - 3



Team Season Records (Cont.)

Interception Return TD's

1. 1 - 2022
- 1 - 2021
- 1 - 2018
- 1 - 2016
- 1 - 2010
- 1 - 2009

FUMBLE RETURNS

Fumble Return Yards

1. 76 - 2016
2. 63 - 2015
3. 56 - 2017
4. 35 - 2022
5. 31 - 2010

Fumble Returns

1. 6 - 2016
2. 4 - 2010
- 4 - 2015
4. 2 - 2011
- 2 - 2013

Fumble Return TD's

1. 1 - 2022
- 1 - 2021
- 1 - 2016
- 1 - 2014
- 1 - 2011
- 1 - 2009
- 1 - 2015

DEFENSE

Total Tackles

1. 1063 - 2021
2. 1048 - 2011
3. 1034 - 2022
4. 1008 - 2012
5. 989 - 2015

Unassisted Tackles

1. 549 - 2011
2. 516 - 2014
3. 488 - 2016
4. 487 - 2009
5. 485 - 2012

Assisted Tackles

1. 588 - 2021
2. 576 - 2022
3. 564 - 2010
4. 528 - 2015
5. 523 - 2012

Tackles For Loss

1. 98.0 - 2012
2. 92.0 - 2011
3. 87.0 - 2010
4. 79.0 - 2016
- 79.0 - 2017

Yards From Tackles For Loss

1. 418 - 2012
2. 413 - 2011
3. 346 - 2010
4. 341 - 2016
5. 301 - 2022

Quarterback Sacks

1. 38 - 2012
2. 36 - 2011
3. 34 - 2016
4. 32 - 2022
5. 31 - 2017

Yards From Sacks

1. 283 - 2012
2. 242 - 2016
3. 239 - 2011
4. 212 - 2022
5. 217 - 2010

Fumbles Forced

1. 19 - 2011
2. 18 - 2014
3. 15 - 2010
4. 14 - 2016

Fumbles Recovered

1. 15 - 2010
- 15 - 2009
3. 14 - 2014
4. 12 - 2016
- 12 - 2011

Pass Breakups

1. 54 - 2018
2. 53 - 2015
3. 50 - 2009
4. 47 - 2021
5. 46 - 2016

Blocked Kicks

1. 11 - 2011
2. 7 - 2009
3. 6 - 2021
4. 5 - 2010
- 5 - 2013



Mario Crawford



Alex Arain

Individual Game Records

Most carries

- 31 - Ray Lawry; Norfolk St.; 9/12/2015
- 30 - Thomas DeMarco; N.C. Central; 11/7/2009
- 29 - D. Williams; Campbell; 10/17/2009
 - 29 - Ray Lawry; at Marshall; 9/10/2015
- 28 - Blake Watson; at FIU; 11/6/2021
 - 28 - Ray Lawry; at EMU; 9/5/2015
 - 28 - Tyree Lee; William and Mary; 11/10/2012
- 27 - Kesean Strong; at WKU; 10/20/2018
 - 27 - Ray Lawry; WKU; 10/20/2017
 - 27 - Ray Lawry; Marshall; 11/5/2016

Most net yards rushing

- 259 - Blake Watson; at Coastal Carolina; 10/15/2022
- 224 - Thomas DeMarco; N.C. Central; 11/7/2009
- 223 - Ray Lawry; at EMU; 9/5/2015
- 215 - Ray Lawry; at Norfolk St.; 9/12/2015
- 213 - Ray Lawry; at FAU; 11/29/2014
- 209 - Ray Lawry; Marshall; 11/5/2016
- 202 - Jeremy Cox; FAU; 10/7/2017
- 194 - Ray Lawry; FIU; 11/26/2016
- 184 - Colby Goodwyn; at Georgia State; 9/10/2011
- 168 - Blake Watson; at Marshall; 10/9/2021
 - 168 - Ray Lawry; at FIU; 11/11/2017

Highest average gain per rush (10 carries)

- 13.6 - Blake Watson; at Coastal Carolina; 10/15/2022
- 13.1 - Thomas DeMarco; Georgetown; 10/31/2009
- 11.4 - Elijah Davis; at FIU; 11/6/2021
- 9.2 - Jeremy Cox; FAU; 10/7/2017
- 9.0 - Ray Lawry; at UTEP; 10/11/2014
- 8.8 - Ray Lawry; at FIU; 11/11/2017
- 8.6 - Kesean Strong; Norfolk St.; 9/12/2015
- 8.5 - Ray Lawry; at FAU; 11/29/2014
- 8.2 - Ray Lawry; Marshall; 10/4/2014
- 8.1 - Ray Lawry; FIU; 11/26/2016
 - 8.1 - Jamar Parham; Chowan; 9/5/2009

Most rushing TDs scored

- 4 - Ray Lawry; at EMU; 9/5/2015
 - 4 - Ray Lawry; at WKU; 10/25/2014
- 4 - Thomas DeMarco; N.C. Central; 11/7/2009
- 3 - Blake Watson; at Coastal Carolina; 10/15/2022
 - 3 - D.J. Mack; Hampton; 9/11/2021
 - 3 - Matt Geiger; VMI; 11/17/2018
 - 3 - Kesean Strong; at FAU; 10/6/2018
 - 3 - Ray Lawry; WKU; 10/20/2017
 - 3 - Ray Lawry; FIU; 11/26/2016
 - 3 - Jeremy Cox; at Charlotte; 10/1/2016
 - 3 - Ray Lawry; at NC State; 9/6/2014
 - 3 - Angus Harper; at William and Mary; 11/12/2011
 - 3 - Colby Goodwyn; at University of Idaho; 11/9/2013
 - 3 - Colby Goodwyn; ALBANY; 9/28/2013
 - 3 - Taylor Heinicke; DELAWARE; 10/27/2012
 - 3 - Thomas DeMarco; at VMI; 11/21/2009
 - 3 - Thomas DeMarco; Georgetown; 10/31/2009
 - 3 - Thomas DeMarco; Virginia Union; 9/12/2009

Longest rush from scrimmage

- 81 - Gerard Johnson; at North Carolina; 11/23/2013
- 75 - Jeremy Cox; FAU; 10/7/2017
 - 75 - Zach Pascal; at FIU; 10/24/2015
- 70 - Cam Boyd; Rhode Island; 11/2/2013
- 68 - Ray Lawry; at FAU; 11/29/2014
- 67 - Blake Watson; at Coastal Carolina; 10/15/2022
 - 67 - Jeremy Cox; Southern Miss; 11/12/16
- 65 - Ray Lawry; at FIU; 11/11/2017
 - 65 - Jeremy Cox; at NC State; 9/17/2016
- 64 - Angus Harper; TOWSON; 10/15/2011

Most passes attempted

- 79 - Taylor Heinicke; New Hampshire; 9/22/2012
- 65 - Hayden Wolff; at MTSU; 11/23/2019
- 63 - Taylor Heinicke; Duquesne; 9/1/2012
- 57 - Thomas DeMarco; Cal Poly; 10/9/2010
- 56 - Taylor Heinicke; at University of Idaho; 11/9/2013
- 54 - Blake LaRussa; at Rice; 11/24/2018
 - 54 - Blake LaRussa; Marshall; 10/13/2018
- 52 - Taylor Heinicke; at PITT; 10/19/2013

- 52 - Taylor Heinicke; Liberty; 10/5/2013
- 51 - Blake LaRussa; at FAU; 10/6/2018
- 51 - Taylor Heinicke; at East Carolina; 8/31/2013

Most passes completed

- 55 - Taylor Heinicke; New Hampshire; 9/22/2012
- 41 - Taylor Heinicke; Duquesne; 9/1/2012
- 40 - Taylor Heinicke; at University of Idaho; 11/9/2013
- 39 - Hayden Wolff; at MTSU; 11/23/2019
 - 39 - Blake LaRussa; at FAU; 10/6/2018
- 39 - Taylor Heinicke; Liberty; 10/5/2013
- 38 - Taylor Heinicke; at East Carolina; 8/31/2013
- 36 - Taylor Heinicke; DELAWARE; 10/27/2012
- 35 - Taylor Heinicke; at NC State; 9/6/2014
- 35 - Taylor Heinicke; The Citadel; 9/21/2013

Highest percentage passes completed (10 attempts)

- 84.8 - Taylor Heinicke; ALBANY; 9/28/2013
- 83.3 - Taylor Heinicke; The Citadel; 9/21/2013
- 81.2 - Taylor Heinicke; at Rhode Island; 10/8/2011
- 80.0 - Taylor Heinicke; Rhode Island; 11/2/2013
 - 80.0 - Taylor Heinicke; DELAWARE; 10/27/2012
- 79.3 - Taylor Heinicke; Campbell; 11/16/2013
- 78.8 - Thomas DeMarco; at CAMPBELL; 9/11/2010
- 76.9 - Taylor Heinicke; at W&M; 11/12/2011
- 76.5 - Blake LaRussa; at FAU; 10/6/2018
- 76.3 - Thomas DeMarco; CAMPBELL; 9/3/2011

Passing Yards

- 730 - Taylor Heinicke; New Hampshire; 9/22/2012
- 533 - Taylor Heinicke; Idaho; 11/9/2013
- 497 - Taylor Heinicke; Coastal Carolina; 12/1/2012
- 495 - Blake LaRussa; VT; 9/22/2018
- 492 - Taylor Heinicke; Duquesne; 9/1/2012
- 486 - Taylor Heinicke; Campbell; 9/15/2012
- 471 - Taylor Heinicke; at WKU; 10/25/2014
- 450 - Taylor Heinicke; Liberty; 10/5/2013
- 430 - Taylor Heinicke; at Rice; 9/20/2014
- 421 - Taylor Heinicke; Georgia Southern; 12/8/2012

Most passing yards gained per attempt (10 attempts)

- 16.8 - Taylor Heinicke; Campbell; 9/15/2012
- 15.2 - Thomas DeMarco; Savannah State; 11/6/2010
- 15.0 - Taylor Heinicke; Howard; 9/14/2013
- 12.0 - David Washington; at UTEP; 10/29/2016
- 11.6 - David Washington; at FAU; 11/19/2016
- 11.8 - Taylor Heinicke; at WKU; 10/25/2014
 - 11.8 - Taylor Heinicke; Campbell; 11/16/2013
- 11.3 - Taylor Heinicke; Coastal Carolina; 12/1/2012
- 11.1 - Taylor Heinicke; ALBANY; 9/28/2013
- 11.0 - Thomas DeMarco; Virginia Union; 9/12/2009

Most passing yards gained per completion (5 completions)

- 24.8 - Thomas DeMarco; Savannah State; 11/6/2010
- 23.1 - Taylor Heinicke; Campbell; 9/15/2012
- 20.3 - Taylor Heinicke; Howard; 9/14/2013
- 18.7 - David Washington; at UTEP; 1-/29/2016
 - 18.7 - David Washington; Hampton; 9/4/2016
- 18.3 - David Washington; at Charlotte; 10/1/2016
- 18.1 - Thomas DeMarco; Campbell; 10/17/2009
- 17.4 - Taylor Heinicke; at WKU; 10/25/2014
- 17.1 - David Washington; vs. EMU; 12/23/2016
- 16.9 - Thomas DeMarco; N.C. Central; 11/7/2009

Most touchdown passes

- 7 - Taylor Heinicke; Campbell; 9/15/2012
- 6 - Taylor Heinicke; Rhode Island; 11/2/2013
 - 6 - Taylor Heinicke; Coastal Carolina; 12/1/2012
- 5 - David Washington; at FAU; 11/19/2016
 - 5 - Taylor Heinicke; at Rice; 9/20/2014
 - 5 - Taylor Heinicke; at Georgia Southern; 12/3/2011
 - 5 - Taylor Heinicke; Norfolk State; 11/26/2011
 - 5 - Taylor Heinicke; New Hampshire; 9/22/2012
- 4 - Blake LaRussa; VT; 9/22/2018
 - 4 - David Washington; Hampton; 9/4/2016
 - 4 - David Washington; Charlotte; 10/17/2015
 - 4 - Taylor Heinicke; Middle Tennessee; 9/26/2014
 - 4 - Taylor Heinicke; at University of Idaho; 11/9/2013
 - 4 - Taylor Heinicke; Howard; 9/14/2013

- 4 - Taylor Heinicke; William and Mary; 11/10/2012
- 4 - Taylor Heinicke; at James Madison; 11/17/2012
- 4 - Taylor Heinicke; Duquesne; 9/1/2012
- 4 - Thomas DeMarco; Cal Poly; 10/9/2010
- 4 - Thomas DeMarco; at CAMPBELL; 9/11/2010
- 4 - Thomas DeMarco; at Monmouth; 9/25/2010

Most passes had intercepted

- 4 - Taylor Heinicke; LA Tech; 11/22/2014
 - 4 - Steven Williams; FAU; 10/7/2017
- 3 - Blake LaRussa; Middle Tennessee; 10/27/2018
 - 3 - Taylor Heinicke; Middle Tennessee; 9/26/2014
 - 3 - Taylor Heinicke; at Maryland; 9/7/2013
 - 3 - Taylor Heinicke; at Georgia State; 11/3/2012
 - 3 - Taylor Heinicke; Duquesne; 9/1/2012
 - 3 - Thomas DeMarco; Jacksonville; 9/4/2010

Highest passing efficiency rating (10 attempts)

- 285.9 - Taylor Heinicke; Campbell; 9/15/2012
- 249.3 - Taylor Heinicke; Howard; 9/14/2013
- 240.2 - Thomas DeMarco; Savannah State; 11/6/2010
- 223.6 - Taylor Heinicke; Massachusetts; 10/1/2011
- 228.8 - David Washington vs. EMU; 12/23/2016
- 215.1 - David Washington at FAU; 11/19/2016
- 214.9 - Thomas DeMarco; Campbell; 10/17/2009
- 212.6 - Taylor Heinicke; Coastal Carolina; 12/1/2012
- 212.2 - Taylor Heinicke; Campbell; 11/16/2013
- 206.9 - Taylor Heinicke; Rhode Island; 11/2/2013

Longest pass completion

- 93 - Taylor Heinicke; TOWSON; 10/15/2011
- 84 - David Washington; at FAU; 11/19/2016
 - 84 - Taylor Heinicke; Campbell; 9/15/2012
- 83 - Blake LaRussa; FIU; 9/8/2018
- 77 - Hayden Wolff; A-State; 9/24/2022
 - 77 - David Washington; at UTEP; 10/29/2016
- 76 - Taylor Heinicke; Howard; 9/14/2013
- 75 - Taylor Heinicke; Duquesne; 9/1/2012
- 74 - Taylor Heinicke; FIU; 11/8/2014
 - 74 - Taylor Heinicke; Campbell; 11/16/2013
 - 74 - Taylor Heinicke; Georgia Southern; 12/8/2012

Most passes caught

- 14 - Aaron Moore; at MTSU; 11/23/2019
- 13 - Ali Jennings; WKU; 10/16/2021
- 12 - Zach Pascal; UTEP; 11/14/2015
 - 12 - Antonio Vaughan; New Hampshire; 9/22/2012
 - 12 - Nick Meyers; New Hampshire; 9/22/2012
 - 12 - Reid Evans; RICHMOND; 11/5/2011
- 11 - Zach Pascal; Charlotte; 10/17/15
 - 11 - Antonio Vaughan; The Citadel; 9/21/2013
 - 11 - Nick Meyers; DELAWARE; 10/27/2012
- 10 - Travis Fulgham; MTSU; 10/27/2018
 - 10 - Travis Fulgham; at FAU; 10/6/2018
 - 10 - Zach Pascal; at UTSA; 11/7/2015
 - 10 - Antonio Vaughan; at James Madison; 11/17/2012
 - 10 - Nick Meyers; Georgia Southern; 12/8/2012

Most yards receiving

- 271 - Nick Meyers; New Hampshire; 9/22/2012
- 252 - Ali Jennings; Charlotte; 11/27/2021
- 231 - Zach Pascal; Charlotte; 10/17/15
- 220 - Antonio Vaughan; at WKU; 10/25/2014
- 215 - Travis Fulgham; MTSU; 10/27/2018
- 200 - Ali Jennings; at ECU; 9/10/2022**
- 194 - Aaron Moore; at MTSU; 11/23/2019
- 188 - Travis Fulgham; VT; 9/22/2018
- 178 - Zach Pascal; at FAU; 11/19/2016
- 172 - Ali Jennings; WKU; 10/16/2021

Highest average gain per reception (3 receptions)

- 50.0 - Jonathan Duhart; FIU; 9/8/2018
- 41.3 - Javon Harvey; at GSU; 10/29/2022
- 36.7 - Antonio Vaughan; at WKU; 10/25/2014
- 35.0 - Ali Jennings; A-State; 9/24/2022
- 33.2 - Javon Harvey; at App State; 11/19/2022
- 34.3 - Antonio Vaughan; at University of Idaho; 11/9/2013
- 32.7 - Nick Meyers; N.C. Central; 11/7/2009
- 31.0 - Jonathan Duhart; at UTEP; 10/29/2016
- 30.7 - Angus Harper; Campbell; 9/15/2012

Individual Game Records (Cont.)

10. 30.3 - Chris Lovitt; Savannah State; 11/6/2010

Most TD receptions

1. 3 - Ali Jennings; at ECU; 9/10/2022
- 3 - Ali Jennings; Charlotte; 11/27/2021
- 3 - Jonathan Duhart; VT; 9/22/2018
- 3 - Jonathan Duhart; at FAU; 11/19/2016
- 3 - Zach Pascal; FAU; 11/28/2015
- 3 - Zach Pascal; Charlotte; 10/17/2015
- 3 - Antonio Vaughan; Middle Tennessee; 9/26/2014
- 3 - Antonio Vaughan; Campbell; 11/16/2013
- 3 - Blair Roberts; Campbell; 9/15/2012
- 3 - Larry Pinkard; Coastal Carolina; 12/1/2012
- 3 - Nick Mayers; New Hampshire; 9/22/2012

Longest pass reception

1. 93 - Nick Mayers; TOWSON; 10/15/2011
2. 84 - Jeremy Cox; at FAU; 11/19/2016
- 84 - Angus Harper; Campbell; 9/15/2012
4. 83 - Jonathan Duhart; 9/8/2018
5. 77 - Ali Jennings; A-State; 9/24/2022
- 77 - Jonathan Duhart; at UTEP; 10/29/2016
7. 76 - Antonio Vaughan; Howard; 9/14/2013
8. 75 - Nick Mayers; Duquesne; 9/1/2012
9. 74 - Antonio Vaughan; FIU; 11/8/2014
- 74 - Antonio Vaughan; Georgia Southern; 12/8/2012
- 74 - Larry Pinkard; Campbell; 11/16/2013

Most total offense plays

1. 90 - Taylor Heinicke; New Hampshire; 9/22/2012
2. 74 - Taylor Heinicke; Duquesne; 9/1/2012
3. 73 - Thomas DeMarco; Cal Poly; 10/9/2010
4. 65 - Hayden Wolff; at MTSU; 11/23/2019
- 65 - Taylor Heinicke; Idaho; 11/9/2013
6. 64 - Taylor Heinicke; Liberty; 10/5/2013
7. 62 - Taylor Heinicke; at East Carolina; 8/31/2013
8. 59 - Thomas DeMarco; at Delaware; 9/24/2011
9. 58 - Shuler Bentley; FAU; 11/28/2015
10. 57 - Blake LaRussa; 9/22/2018
- 57 - Taylor Heinicke; at PITT; 10/19/2013
- 57 - Thomas DeMarco; at Monmouth; 9/25/2010

Most total offense yards gained

1. 791 - Taylor Heinicke; New Hampshire; 9/22/2012
2. 553 - Taylor Heinicke; at Idaho; 11/9/2013
3. 542 - Taylor Heinicke; Coastal Carolina; 12/1/2012
4. 530 - Taylor Heinicke; Duquesne; 9/1/2012
5. 527 - Taylor Heinicke; Campbell; 9/15/2012
6. 501 - Blake LaRussa; VT; 9/22/2018
7. 482 - Taylor Heinicke; Liberty; 10/5/2013
8. 475 - Taylor Heinicke; at WKU; 10/25/2014
9. 469 - Taylor Heinicke; Georgia Southern; 12/8/2012
10. 466 - Taylor Heinicke; at Rice; 9/20/2014

Highest average gain per play (20 plays)

1. 14.2 - Taylor Heinicke; Campbell; 9/15/2012
2. 13.7 - Taylor Heinicke; Howard; 9/14/2013
3. 11.4 - Thomas DeMarco; Savannah State; 11/6/2010
4. 10.9 - David Washington; at FAU; 11/19/2016
5. 10.8 - Taylor Heinicke; at WKU; 10/25/2014
6. 10.6 - Taylor Heinicke; Coastal Carolina; 12/1/2012
7. 10.4 - Taylor Heinicke; Campbell; 11/16/2013
8. 10.1 - Thomas DeMarco; Georgetown; 10/31/2009
- 10.1 - Taylor Heinicke; ALBANY; 9/28/2013
10. 9.3 - David Washington; Hampton; 9/4/2016

Most all-purpose yards gained

1. 356 - Colby Goodwyn; Cal Poly; 10/9/2010
2. 317 - Antonio Vaughan; New Hampshire; 9/22/2012
3. 303 - Zach Pascal; Charlotte; 10/17/2015
4. 300 - Isaiah Harper; at WKU; 10/20/2018
5. 272 - Nick Mayers; New Hampshire; 9/22/2012
6. 265 - Isaiah Harper; at North Texas; 10/28/2017
7. 249 - Isaiah Harper; UNC; 9/16/2017
8. 239 - Ray Lawry; at FAU; 11/29/2014
9. 224 - Thomas DeMarco; N.C. Central; 11/7/2009
10. 223 - Ray Lawry; at EMU; 9/5/2015

Most all-purpose attempts

1. 33 - Ray Lawry; at Marshall; 10/3/2015
2. 32 - Tyree Lee; William and Mary; 11/10/2012
3. 31 - Ray Lawry; Norfolk St.; 9/12/2015
4. 30 - Colby Goodwyn; Hampton; 9/17/2011
- 30 - Thomas DeMarco; N.C. Central; 11/7/2009
6. 29 - Blake Watson; at FIU; 11/6/2021
- 29 - Ray Lawry; WKU; 10/20/2017
- 29 - D. Williams; Campbell; 10/17/2009
9. 28 - Ray Lawry; at WKU; 10/31/2015
- 28 - Ray Lawry; at EMU; 9/5/2015
- 28 - Ray Lawry; at FAU; 11/29/2014
- 28 - Jeremy Cox; at UMass; 9/9/2017

Most points scored

1. 24 - Kesean Strong; at FAU; 10/6/2018
- 24 - Ray Lawry; at EMU; 9/5/2015
- 24 - Ray Lawry; at WKU; 10/25/2014
- 24 - Thomas DeMarco; N.C. Central; 11/7/2009
5. 20 - Nick Mayers; New Hampshire; 9/22/2012

Most touchdowns scored

1. 4 - Kesean Strong; at FAU; 10/6/2018
- 4 - Ray Lawry; at EMU; 9/5/2015
- 4 - Ray Lawry; at WKU; 10/25/2014
- 4 - Thomas DeMarco; N.C. Central; 11/7/2009
3. 3 - Blake Watson; at Coastal Carolina; 10/15/2022
- 3 - Ali Jennings; at ECU; 9/10/2022
- 3 - D.J. Mack; Hampton; 9/11/2021
- 3 - Matt Geiger; VMI; 11/17/2018
- 3 - Jonathan Duhart; VT; 9/22/2018
- 3 - Ray Lawry; at FIU; 11/11/2017
- 3 - Ray Lawry; WKU; 10/20/2017
- 3 - Ray Lawry; FIU; 11/26/2016
- 3 - Jonathan Duhart; at FAU; 11/19/2016
- 3 - Jeremy Cox; at Charlotte; 10/1/2016
- 3 - Zach Pascal; FAU; 11/28/2015
- 3 - Zach Pascal; Charlotte; 10/17/2015
- 3 - Antonio Vaughan; Middle Tenn.; 9/26/2014
- 3 - Ray Lawry; NC State; 9/6/2014
- 3 - Antonio Vaughan; Campbell; 11/16/2013
- 3 - Angus Harper; at William and Mary; 11/12/2011
- 3 - Blair Roberts; Campbell; 9/15/2012
- 3 - Colby Goodwyn; at University of Idaho; 11/9/2013
- 3 - Colby Goodwyn; ALBANY; 9/28/2013
- 3 - Larry Pinkard; Coastal Carolina; 12/1/2012
- 3 - Nick Mayers; New Hampshire; 9/22/2012
- 3 - Taylor Heinicke; DELAWARE; 10/27/2012
- 3 - Thomas DeMarco; at VMI; 11/21/2009
- 3 - Thomas DeMarco; Georgetown; 10/31/2009
- 3 - Thomas DeMarco; Virginia Union; 9/12/2009

Most extra points made by kicking

1. 11 - Nick Rice; VMI; 11/17/2018
2. 10 - Jarod Brown; Howard; 9/14/2013
- 10 - Jarod Brown; Campbell; 9/15/2012
4. 9 - Jarod Brown; ALBANY; 9/28/2013
- 9 - Jarod Brown; Coastal Carolina; 12/1/2012
6. 8 - Nick Rice; Charlotte; 11/27/2021
- 8 - Jarod Brown; Rhode Island; 11/2/2013
- 8 - Jarod Brown; at University of Idaho; 11/9/2013
- 7 - Brad Davis; Charlotte 10/1/2016
- 7 - Drew Hareza; Virginia Union; 9/12/2009
- 7 - Jarod Brown; Duquesne; 9/1/2012

Most extra points attempted by kicking

1. 11 - Nick Rice; VMI; 11/17/2018
2. 10 - Jarod Brown; Howard; 9/14/2013
- 10 - Jarod Brown; Campbell; 9/15/2012
4. 9 - Jarod Brown; ALBANY; 9/28/2013
- 9 - Jarod Brown; Coastal Carolina; 12/1/2012
6. 8 - Nick Rice; Charlotte; 11/27/2021
- 8 - Jarod Brown; Rhode Island; 11/2/2013
- 8 - Jarod Brown; at University of Idaho; 11/9/2013
- 7 - Brad Davis; Southern Miss; 11/12/2016
- 7 - Brad Davis; Charlotte; 10/1/2016
- 7 - Drew Hareza; Virginia Union; 9/12/2009
- 7 - Jarod Brown; The Citadel; 9/21/2013
- 7 - Jarod Brown; at Georgia Southern; 12/3/2011

7 - Jarod Brown; Duquesne; 9/1/2012

Most points scored by kicking

1. 18 - Drew Hareza; Chowan; 9/5/2009
2. 16 - Nick Rice; Hampton; 9/11/2021
- 16 - Jarod Brown; Howard; 9/14/2013
4. 15 - Jarod Brown; at N.C. Central; 11/20/2010
5. 13 - Nick Rice; at FIU; 11/11/2017
- 13 - Jarod Brown; Duquesne; 9/1/2012
7. 12 - Nick Rice; at North Texas; 10/28/2017
- 12 - Brad Davis; UMass; 10/7/2016
- 12 - Jarod Brown; ALBANY; 9/28/2013
- 12 - Jarod Brown; New Hampshire; 9/22/2012

Most field goals attempted

1. 7 - Drew Hareza; Chowan; 9/5/2009
2. 5 - Jarod Brown; at N.C. Central; 11/20/2010
- 5 - Ethan Sanchez; Georgia Southern; 10/22/2022
4. 4 - Nick Rice; FAU; 11/13/2021
- 4 - Nick Rice; Hampton; 9/11/2021
- 4 - Chris Kirtley; Charlotte; 10/17/15
- 4 - Jarod Brown; at Norfolk State; 10/26/2013
- 4 - Jarod Brown; James Madison; 10/29/2011
9. 3 - Nick Rice; LA Tech; 10/30/2021
- 3 - Nick Rice; UTSA; 11/9/2019
- 3 - Nick Rice; at FIU; 11/11/2017
- 3 - Nick Rice; Charlotte; 11/4/2017
- 3 - Nick Rice; at North Texas; 10/28/2017
- 3 - Nick Rice; Rice; 11/18/2017
- 3 - Brad Davis; at FAU; 11/19/2016
- 3 - Brad Davis; UMass; 10/7/2016
- 3 - Jarod Brown; at PITT; 10/19/2013
- 3 - Jarod Brown; RICHMOND; 11/5/2011
- 3 - Jarod Brown; Georgia State; 10/23/2010
- 3 - Jarod Brown; Duquesne; 9/1/2012

Most field goals made

1. 5 - Drew Hareza; Chowan; 9/5/2009
2. 4 - Nick Rice; Hampton; 9/11/2021
- 4 - Jarod Brown; at N.C. Central; 11/20/2010
4. 3 - Ethan Sanchez; Georgia Southern; 10/22/2022
- 3 - Nick Rice; FAU; 11/13/2021
- 3 - Nick Rice; LA Tech; 10/30/2021
- 3 - Nick Rice; UTSA; 11/9/2019
- 3 - Nick Rice; at FIU; 11/11/2017
- 3 - Nick Rice; at North Texas; 10/28/2017
- 3 - Brad Davis; UMass; 10/7/2016
- 3 - Chris Kirtley; at UTSA (11/7/2015
- 3 - Chris Kirtley; Charlotte; 10/17/2015
- 3 - Jarod Brown; James Madison; 10/29/2011

Longest field goal made

1. 54 - Jarod Brown; at PITT; 10/19/2013
2. 52 - Jarod Brown; The Citadel; 9/21/2013
3. 51 - Jarod Brown; Duquesne; 9/1/2012
- 51 - Jarod Brown; at Georgia State; 9/10/2011
5. 50 - Nick Rice; at FIU; 11/6/2021
6. 48 - Nick Rice; North Texas; 11/10/2018
- 48 - Nick Rice; at Liberty; 9/1/2018
- 48 - Nick Rice; UNC; 9/16/2017
- 48 - Drew Hareza; Chowan; 9/5/2009
- 48 - Jarod Brown; at N.C. Central; 11/20/2010

Most punts

1. 10 - Bailey Cate; at Virginia Tech; 9/23/2017
- 10 - Jonathan Plisco; at Fordham University; 10/3/2009
3. 9 - Jonathan Plisco; at Georgia State; 9/10/2011
4. 8 - Ethan Duane; at UVA; 9/17/2022
- 8 - Ethan Duane; at ECU; 9/10/2022
- 8 - Ethan Duane; Virginia Tech; 9/2/2022
- 8 - Ethan Duane; at Liberty; 9/18/2021
- 8 - Bailey Cate; at Marshall; 10/12/2019
- 8 - Bailey Cate; at Marshall; 10/14/2017
- 8 - Bailey Cate; UNC; 9/16/2017
- 8 - Bailey Cate; Southern Miss; 11/12/16
- 8 - Jonathan Plisco; Gardner-Webb; 10/2/2010

Individual Game Records (Cont.)

- 8 - Satchel Ziffer; NC State; 9/19/2015
8 - Satchel Ziffer; UTEP; 11/14/2015

Longest Punt

1. 76 - Jonathan Plisco; Campbell; 10/17/2009
2. 75 - Jonathan Plisco; W&M; 11/10/2012
3. 70 - Bailey Cate; at NC State; 9/17/2016
4. 68 - Bailey Cate; FAU; 10/7/17
5. 66 - Taylor Heinicke; EMU; 9/13/2014
6. 65 - Bailey Cate; Albany; 9/2/2017
7. 64 - Jonathan Plisco; at Hampton; 10/30/2010
- 64 - Taylor Heinicke; Norfolk State; 11/26/2011
- 64 - Satchel Ziffer; Charlotte; 10/17/2015
10. 63 - Taylor Heinicke; at Rice; 9/20/2014

Longest punt return

1. 74 - Isaiah Harper; VMI; 11/17/2018
2. 70 - Antonio Vaughan; W&M; 11/10/2012
3. 64 - Aaron Evans; Liberty; 10/5/2013
4. 46 - Antonio Vaughan; EMU; 9/13/2014
5. 40 - Monty Smalley; at N.C. Central; 11/20/2010
6. 39 - Isaiah Harper; Hampton; 9/4/2016
- 39 - Monty Smalley; at CAMPBELL; 9/11/2010
8. 37 - Isiah Paige; Louisiana Tech; 10/30/2021
9. 36 - Darrell Brown; Hampton; 9/4/2016
- 36 - Blair Roberts; at Georgia State; 9/10/2011

Longest kick return

1. 100 - LaMareon James; Tulsa; 12/20/2021
- 100 - LaMareon James; LA Tech; 10/30/2021
- 100 - Isaiah Harper; UNC; 9/16/2017
4. 98 - Isaiah Harper; at North Texas; 10/28/2017
5. 97 - Isaiah Harper; at North Texas; 10/28/2017
6. 92 - Aaron Evans; Savannah State; 11/6/2010
7. 89 - Colby Goodwyn; Cal Poly; 10/9/2010
8. 83 - Antonio Vaughan; New Hampshire; 9/22/2012
9. 76 - Aaron Evans; Howard; 9/14/2013
- 76 - Mario Crawford; Chowan; 9/5/2009

Longest interception return

1. 89 - Joe Joe Headen; Charlotte; 11/27/2021
2. 77 - A.T. Aoelua; at Savannah State Univ.; 10/24/2009
3. 75 - Sean Carter; at ECU; 9/29/2018
4. 52 - Fellonte Misher; at Southern Miss; 11/21/2015
5. 39 - Deeve Harris; at FIU; 11/6/2021
6. 37 - Justin Noye; VMI; 11/17/2018
- 37 - Devon Simmons; at Hampton; 10/30/2010
8. 36 - Craig Wilkins; Chowan; 9/5/2009
9. 33 - Devon Simmons; at Georgia State; 9/10/2011
10. 32 - Craig Wilkins; Virginia Union; 9/12/2009

Longest fumble return

1. 33 - Martez Simpson; at Southern Miss; 11/21/2015
2. 28 - Joe Joe Headen; at FIU; 11/11/2017
- 28 - TJ Ricks; Charlotte; 10/17/2015
4. 25 - Robert Kennedy; at ECU; 9/10/2022
- 25 - Fellonte Misher; at WKU; 10/25/2014
- 25 - Richie Staton; Howard; 9/14/2013
7. 23 - TJ Ricks; Southern Miss; 11/12/16
8. 22 - Sean Carter; at North Texas; 10/28/2017
9. 18 - Chris Lovitt; at Delaware; 9/24/2011
10. 15 - Craig Wilkins; VMI; 11/13/2010

Most punt returns

1. 5 - Reid Evans; CAMPBELL; 9/3/2011
2. 4 - Monty Smalley; Savannah State; 11/6/2010
- 4 - Monty Smalley; at N.C. Central; 11/20/2010
- 4 - Monty Smalley; Gardner-Webb; 10/2/2010
- 4 - Reid Evans; Virginia Union; 9/12/2009

Most punt return yards

1. 90 - Isaiah Harper; VMI; 11/17/2018
2. 75 - Antonio Vaughan; William and Mary; 11/10/2012
3. 74 - Monty Smalley; at N.C. Central; 11/20/2010
4. 70 - Antonio Vaughan; EMU; 9/13/2014
5. 68 - Monty Smalley; at CAMPBELL; 9/11/2010
6. 64 - Aaron Evans; Liberty; 10/5/2013
7. 62 - Darrell Brown; Hampton; 9/4/2016
8. 59 - Monty Smalley; Gardner-Webb; 10/2/2010

9. 46 - Isiah Paige; Buffalo; 9/25/2021
10. 43 - Darrell Brown; UTSA; 9/24/2016

Highest average gain per punt return (2 returns)

1. 45.0 - Isaiah Harper; VMI; 11/17/2018
2. 35.0 - Antonio Vaughan; EMU; 9/13/2014
3. 25.0 - Antonio Vaughan; William and Mary; 11/10/2012
4. 22.7 - Monty Smalley; at CAMPBELL; 9/11/2010
5. 21.0 - Darrell Brown; Hampton; 9/4/2016
6. 18.5 - Monty Smalley; at N.C. Central; 11/20/2010
7. 14.8 - Monty Smalley; Gardner-Webb; 10/2/2010
8. 13.6 - Roger Cray; at Wake Forest; 9/3/2021
9. 12.0 - Darrell Brown; WKU; 10/20/2017
10. 11.5 - Reid Evans; James Madison; 10/29/2011

Most kick returns

1. 9 - Colby Goodwyn; Cal Poly; 10/9/2010
2. 6 - Isaiah Harper; UNC; 9/16/2017
- 6 - Cam Boyd; FIU; 11/8/2014
- 6 - Aaron Evans; at Maryland; 9/7/2013
- 6 - Aaron Evans; Georgia Southern; 12/8/2012
- 6 - D. Williams; at Fordham University; 10/3/2009

Most kick return yards

1. 333 - Colby Goodwyn; Cal Poly; 10/9/2010
2. 235 - Isaiah Harper; at North Texas; 10/28/2017
3. 194 - Isaiah Harper; UNC; 9/16/2017
4. 174 - Antonio Vaughan; UNH; 9/22/2012
5. 166 - Blake Watson; at Marshall; 10/12/2019
6. 149 - Aaron Evans; Howard; 9/14/2013
7. 140 - Kesean Strong; 11/28/2015
8. 136 - Isaiah Harper; at WKU; 10/20/2018
9. 134 - LaMareon James; Tulsa; 12/20/2021
10. 130 - Marques Little; WKU; 10/31/2015

Highest average gain per kick return (2 returns)

1. 58.75 - Isaiah Harper; at North Texas; 10/28/2017
2. 56.0 - Aaron Evans; Savannah State; 11/6/2010
3. 55.3 - Blake Watson; at Marshall; 10/12/2019
4. 49.5 - Mario Crawford; Chowan; 9/5/2009
5. 44.6 - LaMareon James; Tulsa; 12/20/2021
6. 43.0 - Colby Goodwyn; Jacksonville; 9/4/2010
7. 37.2 - Aaron Evans; Howard; 9/14/2013
8. 37.0 - Colby Goodwyn; Cal Poly; 10/9/2010
9. 34.8 - Antonio Vaughan; UNH; 9/22/2012
10. 34.0 - Aaron Evans; at James Madison; 11/17/2012

Most fumble return yards

1. 33 - Martez Simpson; at Southern Miss; 11/21/2015
2. 28 - Joe Joe Headen; at FIU; 11/11/2017
- 28 - TJ Ricks; Charlotte; 10/17/2015
4. 25 - Robert Kennedy; at ECU; 9/10/2022
- 25 - Richie Staton; Howard; 9/14/2013
6. 23 - TJ Ricks; Southern Miss; 11/12/2016
7. 22 - Sean Carter; at North Texas; 10/28/2017
8. 18 - Chris Lovitt; at Delaware; 9/24/2011
9. 15 - Craig Wilkins; VMI; 11/13/2010
10. 11 - Mateus Porter; VMI; 11/13/2010

Most interceptions

1. 2 - Christian Byrum; Marshall; 10/4/2014
- 2 - Eriq Lewis; at William and Mary; 11/12/2011

Most interception return yards

1. 89 - Joe Joe Headen; Charlotte; 11/27/2021
2. 77 - A.T. Aoelua; at Savannah State; 10/24/2009
3. 52 - Fellonte Misher; at Southern Miss; 11/21/2015
4. 39 - Deeve Harris; at FIU; 11/6/2021
5. 37 - Justin Noye; VMI; 11/17/2018
- 37 - Devon Simmons; at Hampton; 10/30/2010
7. 36 - Craig Wilkins; Chowan; 9/5/2009
8. 33 - Devon Simmons; at Georgia State; 9/10/2011
9. 32 - Craig Wilkins; Virginia Union; 9/12/2009
- 31 - Craig Wilkins; at Georgia State; 11/3/2012

Most tackles

1. 22 - Jason Henderson; Georgia Southern; 10/22/2022
2. 21 - Jason Henderson; A-State; 9/24/2022
3. 19 - Jason Henderson; Marshall; 11/5/2022
4. 18 - TJ Ricks; Charlotte; 10/17/2015
- 18 - Jason Henderson; Virginia Tech; 9/2/2022

- 18 - Jason Henderson; James Madison; 11/12/2022
18 - Jason Henderson; at South Alabama; 11/26/2022
8. 17 - Jason Henderson; at Georgia State; 10/29/2022
17 - Anthony Wilson; Southern Miss; 11/12/2016
17 - Craig Wilkins; Hampton; 9/17/2011

Most quarterback sacks

1. 3.0 - Anthony Wilson; App State; 9/10/2016
2. 2.5 - Alex Arain; Coastal Carolina; 12/1/2012
- 2.5 - Ronnie Cameron; TOWSON; 10/15/2011
4. 2.0 - Oshane Ximines; VMI; 11/17/2018
- 2.0 - Oshane Ximines; VT; 9/22/2018
- 2.0 - Oshane Ximines; VT; 9/22/2018
- 2.0 - Oshane Ximines; FIU; 9/8/2018
- 2.0 - Miles Fox; at UMass; 9/9/2017
- 2.0 - Bunmi Rotimi; Albany; 9/2/2017
- 2.0 - Bunmi Rotimi; Southern Miss; 11/12/2016
- 2.0 - Daniel Appouh; Hampton; 9/4/2016
- 2.0 - Chris Burnette; Campbell; 9/15/2012
- 2.0 - Edmon McClam; Hampton; 9/17/2011
- 2.0 - J.J. Williams; TOWSON; 10/15/2011
- 2.0 - Reggie Owens; Villanova; 10/13/2012
- 2.0 - Ronnie Cameron; at Georgia State; 9/10/2011

Most tackles for loss

1. 4.5 - Alex Arain; Coastal Carolina; 12/1/2012
2. 4.0 - Chad King; at Jacksonville; 9/19/2009
3. 3.5 - Ryan Henry; A-State; 9/24/2022
- 3.5 - Keion White; at FIU; 11/2/19
- 3.5 - Keion White; at UVA; 9/21/2019
- 3.5 - Daniel Appouh; Hampton; 9/4/2016
- 3.5 - Craig Wilkins; at Rhode Island; 10/8/2011
- 3.5 - Eriq Lewis; at East Carolina; 8/31/2013
- 3.5 - Ronnie Cameron; at N.C. Central; 11/20/2010
- 3.5 - Ronnie Cameron; TOWSON; 10/15/2011

Most fumbles forced

1. 2 - Oshane Ximines; VMI; 11/17/2018
- 2 - Oshane Ximines; FIU; 9/8/2018
- 2 - Oshane Ximines; WKU; 10/20/2017
- 2 - TJ Ricks; Southern Miss; 11/12/2016
- 2 - Chris Burnette; at Hampton; 9/8/2012
- 2 - Edmon McClam; Hampton; 9/17/2011

Most fumbles recovered

1. 2 - TJ Ricks; Southern Miss; 11/12/2016
- 2 - Marvin Branch; Hampton; 9/4/2016
- 2 - Isaiah Worthy; Hampton; 8/30/2014
- 2 - Craig Wilkins; Georgia State; 10/23/2010

Most pass breakups

1. 5 - Brandon Addison; Marshall; 11/5/2016
2. 4 - Tobias Harris; at UVA; 9/17/2022
- 4 - Kaleb Ford-Dement; at UVA; 9/21/2019
- 4 - Justice Davila; UTSA; 9/24/2016

Most blocked kicks

1. 3 - Edmon McClam; Chowan; 9/5/2009

Rushing Records

100-Yard Rushing Games (58)

Date	Name	Opponent	Yards
October 15, 2022	Blake Watson	Coastal Carolina	259
November 7, 2009	Thomas DeMarco	North Carolina Central	224
September 5, 2015	Ray Lawry	Eastern Michigan	223
September 12, 2015	Ray Lawry	Norfolk State	217
November 29, 2014	Ray Lawry	Florida Atlantic	213
November 5, 2016	Ray Lawry	Marshall	209
October 7, 2017	Jeremy Cox	FAU	202
November 26, 2016	Ray Lawry	FIU	194
September 10, 2011	Colby Goodwyn	Georgia State	184
October 9, 2021	Blake Watson	Marshall	168
November 11, 2017	Ray Lawry	FIU	168
October 20, 2017	Ray Lawry	WKU	166
November 10, 2012	Tyree Lee	William & Mary	166
November 13, 2021	Blake Watson	Florida Atlantic	163
October 7, 2016	Jeremy Cox	Massachusetts	162
October 17, 2015	Ray Lawry	FIU	162
October 3, 2015	Ray Lawry	Marshall	160
November 6, 2021	Blake Watson	FIU	158
October 25, 2014	Ray Lawry	WKU	148
October 17, 2009	Desmond Williams	Campbell	145
October 31, 2009	Desmond Williams	Georgetown	144
November 23, 2013	Gerard Johnson	UNC	143
November 8, 2014	Ray Lawry	FIU	142
October 4, 2014	Ray Lawry	Marshall	142
September 3, 2021	Jon-Luke Peaker	Hampton	141
August 30, 2014	Gerard Johnson	Hampton	137
October 31, 2015	Ray Lawry	WKU	136
September 19, 2009	Thomas DeMarco	Jacksonville	136
December 23, 2016	Ray Lawry	Eastern Michigan	133 (Popeyes Bahamas Bowl)
October 29, 2016	Ray Lawry	UTEP	131
September 22, 2018	Jeremy Cox	No. 13 Virginia Tech	130
October 27, 2012	Tyree Lee	Delaware	128
November 3, 2012	Tyree Lee	Georgia State	126
October 20, 2018	Kesean Strong	WKU	125
September 10, 2016	Ray Lawry	Appalachian State	119
November 2, 2013	Cam Boyd	Rhode Island	119
November 19, 2016	Ray Lawry	Florida Atlantic	117
October 11, 2014	Ray Lawry	UTEP	117
September 17, 2011	Angus Harper	Hampton	115
November 6, 2021	Elijah Davis	FIU	114
September 1, 2012	Tyree Lee	Duquesne	113
October 31, 2009	Thomas DeMarco	Georgetown	113
November 18, 2017	Ray Lawry	Rice	110
September 4, 2016	Ray Lawry	Hampton	110
September 3, 2021	Elijah Davis	Hampton	109
October 28, 2017	Jeremy Cox	North Texas	109
October 30, 2021	Blake Watson	Louisiana Tech	108
October 27, 2018	Kesean Strong	Middle Tennessee	108
October 10, 2009	Thomas DeMarco	Presbyterian	108
October 22, 2022	Blake Watson	Georgia Southern	108
November 27, 2021	Blake Watson	Charlotte	106
November 12, 2011	Angus Harper	William and Mary	106
September 5, 2009	Jamar Parham	Chowan	105
October 16, 2021	Blake Watson	WKU	104
September 24, 2016	Jeremy Cox	UTSA	103
November 7, 2015	Ray Lawry	UTSA	103
October 24, 2009	Mario Crawford	Savannah State	102
October 26, 2013	Gerard Johnson	Norfolk State	101

Career 100 Yard Rushing Games

Ray Lawry - 21
 Blake Watson - 8
 Jeremy Cox - 5
 Thomas DeMarco - 4
 Tyree Lee - 4
 Elijah Davis - 2
 Angus Harper - 2
 Kesean Strong - 2
 Desmond Williams - 2
 Cam Boyd - 1
 Mario Crawford - 1
 Colby Goodwyn - 1
 Jamar Parham - 1
 Jon-Luke Peaker - 1

Team Game Records

Most carries

- 59 - Norfolk St; 9/12/2015
- 58 - VMI; 11/17/2018
- 54 - Hampton; 9/11/2021
 - 54 - at Georgia State; 9/10/2011
- 53 - at VMI; 11/21/2009
 - 53 - Virginia Union; 9/12/2009
- 52 - at Richmond; 9/29/2012
- 51 - FIU; 11/26/2016
- 50 - Marshall; 11/5/2016
 - 50 - Georgetown; 10/31/2009

Most net yards rushing

- 358 - Hampton; 9/11/2021
- 340 - Georgetown; 10/31/2009
- 339 - VMI; 11/17/2018
- 338 - Norfolk St; 9/12/2015
- 320 - at Coastal Carolina; 10/15/2022
- 312 - FIU; 11/26/2016
- 297 - at FIU; 10/24/2015
- 285 - Rhode Island; 11/2/2013
- 282 - at Georgia State; 9/10/2011
- 279 - N.C. Central; 11/7/2009

Highest average gain per rush (20 rushes)

- 10.3 - at Coastal Carolina; 10/15/2022
- 9.0 - at FIU; 10/24/2015
- 7.3 - at Georgia Southern; 12/3/2011
 - 6.9 - FAU; 10/7/2017
- 6.8 - Georgetown; 10/31/2009
 - 6.7 - at William and Mary; 11/12/2011
- 6.6 - Hampton; 9/11/2021
 - 6.6 - Campbell; 9/15/2012
- 6.3 - N.C. Central; 11/7/2009
 - 6.3 - Rhode Island; 11/2/2013

Most rushing TDs scored

- 7 - VMI; 11/17/2018
 - 7 - ALBANY; 9/28/2013
- 5 - N.C. Central; 11/7/2009
 - 5 - Virginia Union; 9/12/2009
 - 5 - Hampton; 9/17/2011
 - 5 - The Citadel; 9/21/2013
- 4 - at Coastal Carolina; 10/15/2022
 - 4 - Hampton; 9/11/2021
 - 4 - FIU; 11/26/2016
 - 4 - at EMU; 9/5/2015
 - 4 - at WKU; 10/25/2014
 - 4 - at Georgia State; 11/3/2012
 - 4 - Savannah State; 11/6/2010
 - 4 - at University of Idaho; 11/9/2013
 - 4 - at William and Mary; 11/12/2011
 - 4 - at VMI; 11/21/2009
 - 4 - DELAWARE; 10/27/2012
 - 4 - Howard; 9/14/2013
 - 4 - at Richmond; 9/29/2012

Most passes attempted

- 79 - New Hampshire; 9/22/2012
- 66 - at MTSU; 11/23/2019
- 63 - Duquesne; 9/1/2012
- 57 - Cal Poly; 10/9/2010
- 56 - at University of Idaho; 11/9/2013
- 54 - Marshall; 10/13/2018
- 53 - at PITT; 10/19/2013
- 52 - at East Carolina; 8/31/2013
 - 52 - Liberty; 10/5/2013
- 51 - at FAU; 10/6/2018

Most passes completed

- 55 - New Hampshire; 9/22/2012
- 41 - Duquesne; 9/1/2012
- 40 - at University of Idaho; 11/9/2013
- 39 - at MTSU; 11/23/2019
 - 39 - at FAU; 10/6/2018
 - 39 - at East Carolina; 8/31/2013
 - 39 - Liberty; 10/5/2013
- 36 - at NC State; 9/6/2014
 - 36 - DELAWARE; 10/27/2012
- 35 - The Citadel; 9/21/2013

Highest percentage passes completed (10 passes)

- 86.5 - ALBANY; 9/28/2013
- 83.3 - The Citadel; 9/21/2013
- 81.2 - at Rhode Island; 10/8/2011
- 80.0 - Rhode Island; 11/2/2013
 - 80.0 - DELAWARE; 10/27/2012
- 78.8 - at CAMPBELL; 9/11/2010
- 78.1 - Campbell; 11/16/2013
- 77.5 - at William and Mary; 11/12/2011
- 76.4 - at FAU; 10/6/2018
- 76.2 - at Richmond; 9/29/2012

Most passing yards

- 730 - New Hampshire; 9/22/2012
- 533 - at University of Idaho; 11/9/2013
- 530 - Campbell; 9/15/2012
- 497 - Coastal Carolina; 12/1/2012
- 495 - VT; 9/22/2018
- 492 - Duquesne; 9/1/2012
- 487 - Howard; 9/14/2013
- 471 - at WKU; 10/25/2014
- 450 - Liberty; 10/5/2013
- 430 - at Rice; 9/20/2014

Most passing yards gained per attempt (10 attempts)

- 15.1 - Campbell; 9/15/2012
- 13.1 - Campbell; 11/16/2013
- 12.8 - Howard; 9/14/2013
- 12.0 - at Coastal Carolina; 10/15/2022
- 11.8 - at WKU; 10/25/2014
- 11.6 - at FAU; 11/19/2016
- 11.3 - Coastal Carolina; 12/1/2012
- 11.0 - Savannah State; 11/6/2010
- 10.5 - ALBANY; 9/28/2013
- 10.4 - Campbell; 10/17/2009

Most passing yards gained per completion (5 completions)

- 20.4 - Campbell; 9/15/2012
- 18.1 - Hampton; 9/4/2016
 - 18.1 - Campbell; 10/17/2009
- 17.9 - Savannah State; 11/6/2010
- 17.4 - Howard; 9/14/2013
- 16.9 - N.C. Central; 11/7/2009
- 16.8 - Campbell; 11/16/2013
- 16.5 - Virginia Tech; 9/22/2018
- 16.4 - TOWSON; 10/15/2011
- 16.0 - at FAU; 11/19/2016

Most touchdown passes

- 7 - Rhode Island; 11/2/2013
 - 7 - Campbell; 9/15/2012
- 6 - Coastal Carolina; 12/1/2012
 - 6 - Howard; 9/14/2013
- 5 - at FAU; 11/19/2016
 - 5 - at Rice; 9/20/2014
 - 5 - at Georgia Southern; 12/3/2011
 - 5 - Norfolk State; 11/26/2011
 - 5 - Massachusetts; 10/1/2011
 - 5 - New Hampshire; 9/22/2012

Most passes had intercepted

- 4 - FAU; 10/7/2017
 - 4 - Louisiana Tech; 11/22/2014
- 3 - Middle Tennessee; 10/27/2018
 - 3 - Middle Tennessee; 9/26/2014
 - 3 - at Georgia State; 11/3/2012
 - 3 - Duquesne; 9/1/2012
 - 3 - Jacksonville; 9/4/2010
 - 3 - at Maryland; 9/7/2013
- 2 - Hampton; 8/30/2014
 - 2 - Massachusetts; 10/1/2011
 - 2 - Liberty; 10/5/2013
 - 2 - Cal Poly; 10/9/2010
 - 2 - at Hampton; 10/30/2010
 - 2 - CAMPBELL; 9/3/2011
 - 2 - Virginia Union; 9/12/2009
 - 2 - Monmouth; 9/26/2009
 - 2 - at Richmond; 9/29/2012

Highest passing efficiency rating (11 attempts)

- 261.8 - Campbell; 9/15/2012
- 233.4 - Howard; 9/14/2013
- 229.4 - Campbell; 11/16/2013
- 214.9 - Campbell; 10/17/2009

- 212.6 - Coastal Carolina; 12/1/2012
- 210.8 - Rhode Island; 11/2/2013
- 206.6 - Presbyterian; 10/10/2009
- 202.7 - at Savannah State Univ.; 10/24/2009
- 202.0 - Norfolk State; 11/26/2011
- 192.9 - ALBANY; 9/28/2013

Most total offense plays

- 106 - Duquesne; 9/1/2012
 - 106 - New Hampshire; 9/22/2012
- 94 - at Richmond; 9/29/2012
- 92 - Cal Poly; 10/9/2010
- 89 - at Georgia State; 11/3/2012
- 88 - RICHMOND; 11/5/2011
- 87 - at MTSU; 11/23/2019
 - 87 - at FAU; 10/6/2018
- 86 - at University of Idaho; 11/9/2013
- 85 - Marshall; 10/13/2018
 - 85 - Rhode Island; 11/2/2013
 - 85 - William and Mary; 11/10/2012
 - 85 - Liberty; 10/5/2013

Most total offense yards gained

- 824 - New Hampshire; 9/22/2012
- 782 - Campbell; 9/15/2012
- 733 - Howard; 9/14/2013
- 723 - Duquesne; 9/1/2012
- 672 - Coastal Carolina; 12/1/2012
- 643 - at WKU; 10/25/2014
- 633 - Rhode Island; 11/2/2013
- 632 - VT; 9/22/2018
- 623 - Florida Atlantic; 11/19/2016
- 621 - at University of Idaho; 11/9/2013

Highest average gain per play

- 10.7 - Campbell; 9/15/2012
- 9.8 - Campbell; 11/16/2013
- 9.4 - Howard; 9/14/2013
- 8.8 - Coastal Carolina; 12/1/2012
- 8.7 - at WKU; 10/25/2014
- 8.3 - at Rice; 9/20/2014
- 8.0 - Georgia Southern; 12/8/2012
- 7.9 - at FAU; 11/19/2016
- 7.8 - New Hampshire; 9/22/2012
- 7.7 - TOWSON; 10/15/2011

Most all-purpose yards gained

- 1027 - New Hampshire; 9/22/2012
- 890 - Campbell; 9/15/2012
- 882 - Howard; 9/14/2013
- 805 - Duquesne; 9/1/2012
- 804 - Cal Poly; 10/9/2010
- 764 - Coastal Carolina; 12/1/2012
- 739 - Rhode Island; 11/2/2013
- 715 - ALBANY; 9/28/2013
- 705 - RICHMOND; 11/5/2011
- 698 - at Richmond; 9/29/2012

Most all-purpose attempts

- 93 - Duquesne; 9/1/2012
- 92 - New Hampshire; 9/22/2012
- 91 - at Richmond; 9/29/2012
- 84 - ALBANY; 9/28/2013
- 83 - at Georgia State; 11/3/2012
- 82 - Rhode Island; 11/2/2013
 - 82 - RICHMOND; 11/5/2011
- 81 - William and Mary; 11/10/2012
 - 81 - DELAWARE; 10/27/2012
 - 81 - Virginia Union; 9/12/2009

Most points scored

- 77 - VMI; 11/17/2018
- 76 - Howard; 9/14/2013
- 70 - Campbell; 9/15/2012
- 66 - Rhode Island; 11/2/2013
 - 66 - ALBANY; 9/28/2013
- 64 - New Hampshire; 9/22/2012
- 63 - Coastal Carolina; 12/1/2012
- 59 - at University of Idaho; 11/9/2013
 - 59 - The Citadel; 9/21/2013
- 57 - Savannah State; 11/6/2010
 - 57 - Duquesne; 9/1/2012

Team Game Records (Cont.)

Most touchdowns scored

- 1. 11 - VMI; 11/17/2018
- 2. 10 - Howard; 9/14/2013
 - 10 - Campbell; 9/15/2012
- 4. 9 - Coastal Carolina; 12/1/2012
 - 9 - Rhode Island; 11/2/2013
 - 9 - ALBANY; 9/28/2013
- 7. 8 - Charlotte; 11/27/2021
 - 8 - Savannah State; 11/6/2010
 - 8 - at University of Idaho; 11/9/2013
 - 8 - The Citadel; 9/21/2013
 - 8 - New Hampshire; 9/22/2012

Most punt returns

- 1. 6 - CAMPBELL; 9/3/2011
- 6 - Campbell; 9/15/2012
- 3. 5 - Hampton; 9/4/2016
 - 5 - Savannah State; 11/6/2010
 - 5 - at Georgia State; 9/10/2011
- 6. 4 - FIU; 9/8/2018
 - 4 - UTSA; 9/24/2016
 - 4 - at N.C. Central; 11/20/2010
 - 4 - Gardner-Webb; 10/2/2010
 - 4 - at Savannah State Univ.; 10/24/2009
 - 4 - at Hampton; 10/30/2010
 - 4 - at CAMPBELL; 9/11/2010
 - 4 - Virginia Union; 9/12/2009

Most punt return yards

- 1. 116 - Hampton; 9/4/2016
- 2. 80 - Liberty; 10/5/2013
- 3. 77 - at CAMPBELL; 9/11/2010
- 4. 75 - William and Mary; 11/10/2012
- 5. 74 - at N.C. Central; 11/20/2010
- 6. 70 - VMI; 11/17/2018
 - 70 - EMU; 9/13/2014
- 8. 59 - Gardner-Webb; 10/2/2010
- 9. 54 - at Georgia State; 9/10/2011
- 10. 50 - UTSA; 9/24/2016

Highest average gain per punt return (2 returns)

- 1. 40.0 - Liberty; 10/5/2013
- 2. 35.0 - EMU; 9/13/2014
- 3. 25.0 - William and Mary; 11/10/2012
- 4. 23.3 - VMI; 11/17/2018
- 5. 23.2 - Hampton; 9/4/2016
- 6. 19.5 - Hampton; 9/17/2011
- 7. 19.2 - at CAMPBELL; 9/11/2010
- 8. 18.5 - at N.C. Central; 11/20/2010
- 9. 15.5 - Massachusetts; 10/1/2011
- 10. 14.8 - Gardner-Webb; 10/2/2010

Most kick returns

- 1. 11 - at North Carolina; 11/23/2013
 - 11 - Cal Poly; 10/9/2010
- 3. 8 - at WKU; 10/20/2018
 - 8 - at North Texas; 10/28/2017
- 5. 7 - at FAU; 10/6/2018
 - 7 - UNC; UNC; 9/16/2017
 - 7 - Georgia Southern; 12/8/2012
 - 7 - at Fordham University; 10/3/2009
 - 7 - New Hampshire; 9/22/2012
 - 7 - at Delaware; 9/24/2011

Most kick return yards

- 1. 365 - Cal Poly; 10/9/2010
- 2. 290 - at North Texas; 10/28/2017
- 3. 215 - at North Carolina; 11/23/2013
- 4. 203 - UNC; 9/16/2017
- 5. 198 - New Hampshire; 9/22/2012
- 6. 182 - Jacksonville; 9/4/2010
- 7. 166 - at Marshall; 10/12/2019
- 8. 165 - Chowan; 9/5/2009
- 9. 163 - at WKU; 10/20/2018
- 10. 161 - Tulsa; 12/20/2021

Highest average gain per kick return (2 returns)

- 1. 53.3 - at Marshall; 10/12/2019
- 2. 41.2 - Chowan; 9/5/2009
- 3. 38.7 - Savannah State; 11/6/2010
- 4. 37.2 - Howard; 9/14/2013
- 5. 36.2 - at North Texas; 10/28/2017
- 6. 33.2 - Cal Poly; 10/9/2010
- 7. 33.0 - Campbell; 9/15/2012

- 8. 32.3 - Tulsa; 12/20/2021
- 9. 31.3 - Hampton; 9/4/2016
- 10. 30.3 - Jacksonville; 9/4/2010

Most fumble returns

- 1. 2 - Southern Miss; 11/12/16
- 2 - VMI; 11/13/2010

Most fumble return yards

- 1. 30 - Southern Miss; 11/12/16
- 2. 26 - VMI; 11/13/2010
- 3. 25 - Howard; 9/14/2013
- 4. 22 - at North Texas; 10/28/2017
- 5. 18 - at Delaware; 9/24/2011
- 6. 4 - at Hampton; 10/30/2010
- 7. 3 - The Citadel; 9/21/2013

Most interceptions

- 1. 4 - Virginia Tech; 9/2/2022
 - 4 - Presbyterian; 10/10/2009
- 3. 3 - William and Mary; 11/10/2012
 - 3 - Chowan; 9/5/2009
 - 3 - at Georgia State; 9/10/2011

Most interception return yards

- 1. 103 - at ECU; 9/29/2018
- 2. 75 - at Savannah State Univ.; 10/24/2009
- 3. 56 - Chowan; 9/5/2009
- 4. 52 - at Southern Miss; 11/21/2015
- 5. 47 - at Georgia State; 9/10/2011
- 6. 42 - at Hampton; 10/30/2010
- 7. 41 - Virginia Union; 9/12/2009
- 8. 40 - ALBANY; 9/28/2013
- 9. 32 - at Rhode Island; 10/8/2011
- 10. 31 - at Georgia State; 11/3/2012

Most tackles

- 1. 128 - Charlotte; 10/17/2015
- 2. 109 - Tulsa; 12/20/2021
- 3. 107 - at Virginia Tech; 9/23/2017
- 4. 104 - Arkansas State; 9/24/2022
- 5. 101 - FAU; 10/7/17
 - 101 - Massachusetts; 10/1/2011
 - 101 - Villanova; 10/13/2012
- 8. 100 - Georgia Southern; 10/22/2022
- 9. 97 - TOWSON; 10/15/2011
- 97 - Howard; 9/14/2013

Most quarterback sacks

- 1. 8.0 - at UMass; 9/9/2017
- 2. 7.0 - at Coastal Carolina; 10/15/2022
 - 7.0 - A-State; 9/24/2022
 - 7.0 - Albany; 9/2/2017
- 5. 6.0 - Southern Miss; 11/12/2016
 - 6.0 - Hampton; 8/30/2014
 - 6.0 - Coastal Carolina; 12/1/2012
 - 6.0 - at James Madison; 11/17/2012
 - 6.0 - TOWSON; 10/15/2011
- 10. 5.0 - Massachusetts; 10/1/2011
 - 5.0 - Gardner-Webb; 10/2/2010
 - 5.0 - at Villanova; 10/22/2011
 - 5.0 - at Savannah State Univ.; 10/24/2009
 - 5.0 - CAMPBELL; 9/3/2011
 - 5.0 - Chowan; 9/5/2009
 - 5.0 - Campbell; 9/15/2012

Most tackles for loss

- 1. 14.0 - Coastal Carolina; 12/1/2012
- 2. 13.0 - Arkansas State; 9/24/2022
 - 13.0 - at James Madison; 11/17/2012
- 4. 12.0 - at Coastal Carolina; 10/15/2022
 - 12.0 - at UMass; 9/9/2017
 - 12.0 - Rhode Island; 11/2/2013
 - 12.0 - Gardner-Webb; 10/2/2010
 - 12.0 - TOWSON; 10/15/2011
 - 12.0 - Chowan; 9/5/2009
 - 12.0 - Campbell; 9/15/2012

Most fumbles forced

- 1. 5 - Southern Miss; 11/12/2016
- 2. 4 - Massachusetts; 10/1/2011
 - 4 - Hampton; 9/17/2011
- 4. 3 - at UVA; 9/17/2022
 - 3 - Hampton; 8/30/2014

- 3 - Georgia Southern; 12/8/2012
- 3 - VMI; 11/13/2010
- 3 - Campbell; 10/17/2009
- 3 - at Villanova; 10/22/2011
- 3 - Georgia State; 10/23/2010
- 3 - at Hampton; 9/8/2012

Most fumbles recovered

- 1. 4 - Southern Miss; 11/12/2016
 - 4 - Georgia State; 10/23/2010
- 3. 3 - at UVA; 9/17/2022
 - 3 - Hampton; 9/4/2016
 - 3 - Hampton; 8/30/2014
 - 3 - VMI; 11/13/2010
 - 3 - at Fordham University; 10/3/2009
 - 3 - at Villanova; 10/22/2011
 - 3 - Howard; 9/14/2013

Most pass breakups

- 1. 13 - VMI; 11/17/2018
- 2. 10 - Georgia State; 10/23/2010
- 3. 9 - WKU; 10/16/2021
 - 9 - at ECU; 9/29/2018
 - 9 - Southern Miss; 11/21/2015
 - 9 - Massachusetts; 10/1/2011
 - 9 - Presbyterian; 10/10/2009
- 8. 8 - Virginia Tech; 9/2/2022
 - 8 - FAU; 11/28/2015
 - 8 - Virginia Union; 9/12/2009

Most blocked kicks

- 1. 3 - Chowan; 9/5/2009
- 2. 2 - Buffalo; 9/25/2021
 - 2 - Campbell; 11/16/2013
 - 2 - Norfolk State; 11/26/2011
 - 2 - at Hampton; 10/30/2010
 - 2 - at Georgia State; 9/10/2011
 - 2 - ALBANY; 9/28/2013



Bunmi Rotimi

Old Dominion FBS Firsts

FBS Firsts

- First FBS Game** – at East Carolina (8/31/13) - 52-38 Loss
- Bowl Game** - Popeyes Bahamas Bowl (12/23/16) vs. Eastern Michigan - 24-20 Win
- Bowl Win** - Popeyes Bahamas Bowl (12/23/16) over Eastern Michigan, 24-20
- Road Win** – at Idaho, 59-38 (11/9/13)
- Win** – at Idaho, 59-38 (11/9/13)
- Win over a ranked opponent** - No. 13 Virginia Tech, 49-35 (9/22/18)
- FBS Home Game** - Eastern Michigan (9/13/14) - 17-3 Win
- FBS Home Win** - Eastern Michigan, 17-3 (9/13/14)
- Touchdown** – Blair Roberts one-yard Pass from Taylor Heinicke (at ECU – 8/31/13)
- TD Pass** - Blair Roberts one-yard Pass from Taylor Heinicke (at ECU – 8/31/13)
- Rushing TD** – Taylor Heinicke seven yard run (at ECU – 8/31/13)
- Kickoff Return TD** - Isaiah Harper 100 yards (UNC - 9/16/17)
- Points** – Jarod Brown 27-yard field goal (at ECU – 8/31/13)
- Field Goal** - Jarod Brown 27-yard field goal (at ECU – 8/31/13)
- Completion** – Taylor Heinicke to Colby Goodwyn, 30 yards (at ECU – 8/31/13)
- Run** – Taylor Heinicke, six yards (at ECU – 8/31/13)
- Run by a running back** – Colby Goodwyn, four-yard run (at ECU – 8/31/13)
- Tackle** – Andre Simmons (at ECU – 8/31/13)
- Interception** – Caleb Taylor (at Maryland – 9/6/13)
- Sack** – Eriq Lewis (at ECU – 8/31/13)
- First Down** – Taylor Heinicke pass to Colby Goodwyn, 30-yards (at ECU – 8/31/13)
- Rush TD by RB** – Colby Goodwyn 10-yard run (at ECU – 8/31/13)
- First Forced Fumble** – D.J. Simon (at ECU – 8/31/13)
- First Recovered Fumble** – Zach Pascal (at Idaho – 11/9/13)

Longest Plays

- Pass** – David Washington to Jeremy Cox 84 yards (at FAU - 11/19/16)
- Run** – Gerard Johnson 81 yards (at UNC - 11/23/13) * School Record
- Kick Return** – Isaiah Harper 100 yards (UNC; 9/16/2017), LaMareon James 100 yards (LA Tech; 10/30/2021), LaMareon James 100 yards (Tulsa 12/20/2021) * School Record
- Punt Return** – Darrell Brown, 48 yards (Charlotte – 11/30/19)



Career Records

Rushing yards

1. 4080 - Ray Lawry (660-4080) - 2014-17
2. 2175 - Jeremy Cox (451-2175) - 2015-18
3. 2144 - Blake Watson (398-2144) - 2018-22
4. 1583 - Colby Goodwyn (340-1583) - 2010-13
5. 1456 - Thomas DeMarco (346-1456) - 2009-11
6. 1320 - Taylor Heinicke (367-1320) - 2011-14
7. 1105 - Mario Crawford (231-1105) - 2009-11
8. 1030 - Elijah Davis (219-1030) - 2018-21
9. 961 - Tyree Lee (195-961) - 2011-12
10. 926 - Kesean Strong (220-926) - 2015-19

Rushing attempts

1. 660 - Ray Lawry (660-4080) - 2014-17
2. 451 - Jeremy Cox (451-2175) - 2015-18
3. 398 - Blake Watson (398-2144) - 2018-22
4. 367 - Taylor Heinicke (367-1320) - 2011-14
5. 346 - Thomas DeMarco (346-1456) - 2009-11
6. 340 - Colby Goodwyn (340-1583) - 2010-13
7. 231 - Mario Crawford (231-1105) - 2009-11
8. 220 - Kesean Strong (220-926) - 2015-19
9. 219 - Elijah Davis (219-1030) - 2018-21
10. 215 - Angus Harper (215-895) - 2010-12

Rushing TDs

1. 45 - Ray Lawry - 2014-17
2. 30 - Thomas DeMarco - 2009-11
3. 25 - Colby Goodwyn - 2010-13
4. 23 - Jeremy Cox - 2015-18
5. 22 - Taylor Heinicke - 2011-14
6. 15 - Angus Harper - 2010-12
7. 14 - Blake Watson - 2018-22
 - 14 - Kesean Strong - 2015-19
 - 14 - Elijah Davis - 2018-21
10. 12 - Mario Crawford - 2009-11

Average yards/rush (min. 20 attempts)

1. 6.20 - Ray Lawry (660-4080) - 2014-17
2. 5.95 - Harvey Taylor (21-125) - 2012-13
3. 5.83 - Cam Boyd (107-624) - 2013-14
4. 5.87 - Lorenzo Smith (30-176) - 2011
5. 5.63 - Antonio Vaughan (38-214) - 2010-13
6. 5.60 - Gerard Johnson (147-822) - 2013-14
7. 5.38 - Blake Watson (398-2144) - 2018-22
8. 5.08 - D. Williams (126-640) - 2009-10
9. 4.93 - Tyree Lee (195-961) - 2011-12
10. 4.82 - Jeremy Cox (451-2175) - 2015-18
 - 4.82 - Nick Mayers (34-164) - 2009-12

Rushing yards/game (min. 5 games)

1. 95.0 - Ray Lawry (43 games) - 2014-17
2. 65.0 - Blake Watson (33 games) - 2018-22
3. 60.1 - Tyree Lee (16 games) - 2011-12
4. 55.8 - Jeremy Cox (39 games) - 2015-18
5. 52.6 - Mario Crawford (21 games) - 2009-11
6. 41.6 - Thomas DeMarco (35 games) - 2009-11
7. 40.7 - Angus Harper (22 games) - 2010-12
8. 39.3 - Gerard Johnson (22 games) - 2013-14
9. 38.6 - Colby Goodwyn (41 games) - 2010-13
10. 36.8 - Elijah Davis (28 games) - 2018-21

Pass attempts

1. 1829 - Taylor Heinicke (1238-1829-39) - 2011-14
2. 816 - Thomas DeMarco (471-816-21) - 2009-11
3. 794 - Hayden Wolff (468-794-16) - 2019-22
4. 549 - David Washington (315-549-8) - 2012-16
5. 484 - Blake LaRussa (301-484-14) - 2016-18
6. 348 - Steven Williams Jr. (190-348-14) - 2017-19
7. 279 - Shuler Bentley (144-279-6) - 2015-16
8. 176 - Stone Smartt (100-176-6) - 2019
9. 170 - D.J. Mack (87-170-7) - 2021-22
10. 67 - Messiah deWeaver (29-67-2) - 2019

Pass completions

1. 1238 - Taylor Heinicke (1238-1829-39) - 2011-14
3. 471 - Thomas DeMarco (471-816-21) - 2009-11
2. 468 - Hayden Wolff (468-794-16) - 2019-22
4. 315 - David Washington (315-549-8) - 2012-16
5. 301 - Blake LaRussa (301-484-14) - 2016-18
6. 190 - Steven Williams Jr. (190-348-14) - 2017-19

7. 144 - Shuler Bentley (144-279-6) - 2015-16
8. 100 - Stone Smartt (100-176-6) - 2019
9. 87 - D.J. Mack (87-170-7) - 2021
10. 29 - Messiah deWeaver (29-67-2) - 2019

Passing yards

1. 14959 - Taylor Heinicke (1238-1829-39) - 2011-14
2. 5578 - Hayden Wolff (468-794-16) - 2019-22
3. 5732 - Thomas DeMarco (471-816-21) - 2009-11
4. 4250 - David Washington (315-549-8) - 2012-16
5. 3575 - Blake LaRussa (301-484-14) - 2016-18
6. 2093 - Steven Williams Jr. (190-348-14) - 2017-19
7. 1498 - Shuler Bentley (144-279-6) - 2015-16
8. 1006 - Stone Smartt (100-176-6) - 2019
9. 880 - D.J. Mack (87-170-7) - 2021
10. 316 - Messiah deWeaver (29-67-2) - 2019

Passing TDs

1. 132 - Taylor Heinicke - 2011-14
2. 51 - Thomas DeMarco - 2009-11
3. 43 - David Washington - 2012-16
4. 30 - Hayden Wolff - 2019-22
5. 22 - Blake LaRussa - 2016-18
6. 12 - Shuler Bentley - 2015-16
7. 9 - Steven Williams - 2017-19
8. 6 - D.J. Mack - 2021-22
9. 1 - Messiah deWeaver - 2019
 - 1 - Stone Smartt - 2019
 - 1 - Antonio Vaughan - 2010-14

Passes had intercepted

1. 39 - Taylor Heinicke (1238-1829-39) - 2011-14
2. 21 - Thomas DeMarco (471-816-21) - 2009-11
3. 16 - Hayden Wolff (468-794-16) - 2019-22
4. 14 - Steven Williams Jr. (188-346-14) - 2017-19
5. 12 - Blake LaRussa (301-484-14) - 2016-18
6. 8 - David Washington (315-549-8) - 2013-16
7. 7 - D.J. Mack (87-170-7) - 2021-22
8. 6 - Shuler Bentley (144-279-6) - 2015-16
 - 6 - Stone Smartt (100-176-6) - 2019
 - 2 - Messiah deWeaver (29-67-2)

Pass completion pct (min. 20 attempts)

1. 67.7 - Taylor Heinicke (1238-1829-39) - 2011-14
2. 62.1 - Blake LaRussa (301-484-14) - 2016-18
3. 59.0 - Hayden Wolff (468-794-16) - 2019-22
4. 57.7 - Thomas DeMarco (471-816-21) - 2009-11
5. 57.4 - David Washington (315-549-8) - 2012-16
6. 57.0 - Stone Smartt (100-176-6) - 2019
7. 55.0 - Steven Williams (190-348-14) - 2017-19

Average yards/pass (min. 20 attempts)

1. 8.2 - Taylor Heinicke (1238-1829-39) - 2011-14
2. 7.7 - David Washington (315-549-8) - 2012-16
3. 7.4 - Blake LaRussa (301-484-14) - 2016-18
4. 7.0 - Thomas DeMarco (471-816-21) - 2009-11
5. 7.0 - Hayden Wolff (468-794-16) - 2019-22
6. 5.9 - Steven Williams (188-346-14) - 2017-18

Average yards/completion (min. 20 attempts)

1. 13.5 - David Washington (315-549-8) - 2012-16
2. 12.2 - Thomas DeMarco (471-816-21) - 2009-11
3. 12.1 - Taylor Heinicke (1238-1829-39) - 2011-14
4. 11.9 - Hayden Wolff (468-794-16) - 2019-22
5. 11.8 - Blake LaRussa (301-484-14) - 2016-18

Passing yards/game (min. 5 games)

1. 325.0 - Taylor Heinicke (46 games) - 2011-14
2. 223.1 - Hayden Wolff (23 games) - 2019-22
3. 185.0 - David Washington (23 games) - 2012-16
4. 163.8 - Thomas DeMarco (35 games) - 2009-11
5. 143.0 - Blake LaRussa (25 games) - 2016-18
6. 136.2 - Shuler Bentley (11 games) - 2015-16
7. 136.0 - Steven Williams (15 games) - 2017-19

Pass reception yards

1. 3267 - Antonio Vaughan (209-2991) - 2010-14
2. 3193 - Zach Pascal (233-3193) - 2013-16
3. 2688 - Nick Mayers (190-2688) - 2009-12
4. 2664 - Jonathan Duhart (183-2664) - 2014-18

5. 2338 - Larry Pinkard (160-2338) - 2010-13
6. 2044 - Travis Fulgham (128-2044) - 2015-18
7. 2025 - Ali Jennings (116-2025) - 2021-22
8. 1811 - Reid Evans (152-1811) - 2009-11
9. 1345 - Blair Roberts (108-1345) - 2011-15
10. 1277 - Prentice Gill (83-1277) - 2010-11

Pass receptions

1. 233 - Zach Pascal (233-3193) - 2013-16
2. 230 - Antonio Vaughan (230-3267) - 2010-14
3. 190 - Nick Mayers (190-2688) - 2009-12
4. 183 - Jonathan Duhart (183-2664) - 2014-18
5. 160 - Larry Pinkard (160-2338) - 2010-13
6. 152 - Reid Evans (152-1811) - 2009-11
7. 128 - Travis Fulgham (128-2044) - 2014-18
8. 116 - Ali Jennings (116-2025) - 2021-22
9. 108 - Blair Roberts (108-1345) - 2011-15
10. 104 - Melvin Vaughn (104-1051) - 2013-17

Pass reception TDs

1. 33 - Antonio Vaughan - 2010-14
2. 30 - Nick Mayers - 2009-12
 - 30 - Zach Pascal - 2012-16
4. 28 - Jonathan Duhart - 2014-18
5. 25 - Larry Pinkard - 2010-13
6. 18 - Travis Fulgham - 2015-18
7. 14 - Ali Jennings (116-2025) - 2021-22
8. 13 - Blair Roberts - 2011-15
 - 13 - Reid Evans - 2009-11
10. 12 - Marquel Thomas - 2009-13
 - 12 - Prentice Gill - 2010-11

Average yards/catch (min. 5 receptions)

1. 18.62 - Carlos Davis (8-149) - 2009
2. 17.70 - James Edwards (10-177) - 2009-10
3. 17.50 - Ali Jennings (116-2025) - 2021-22
4. 16.00 - Travis Fulgham (128-2044) - 2015-18
5. 15.39 - Prentice Gill (83-1277) - 2010-11
6. 14.61 - Larry Pinkard (160-2338) - 2010-13
7. 14.57 - Krik Spellman (7-102) - 2013
8. 14.56 - Jonathan Duhart (183-2664) - 2014-18
9. 14.20 - Antonio Vaughan (230-3267) - 2010-14
10. 14.15 - Nick Mayers (190-2688) - 2009-12

Receptions/game (min. 5 games)

1. 5.30 - Ali Jennings (22 games) - 2021-22
2. 4.75 - Zach Pascal (49 games) - 2012-16
3. 4.70 - Zack Kuntz (18 games) - 2021-22
4. 4.60 - Antonio Vaughan (50 games) - 2010-14
5. 4.34 - Reid Evans (35 games) - 2009-11
6. 4.32 - Larry Pinkard (37 games) - 2010-13
7. 4.32 - Nick Mayers (44 games) - 2009-12
8. 3.66 - Jonathan Duhart (50 games) - 2014-18
9. 3.46 - Prentice Gill (24 games) - 2010-11
10. 2.72 - Travis Fulgham (47 games) - 2015-18

Total offense yards

1. 16,279 - Taylor Heinicke (1659-13235) - 2011-14
2. 7188 - Thomas DeMarco (1162-7188) - 2009-11
3. 5396 - Hayden Wolff (882-5396) - 2019-22
4. 4712 - David Washington (647-4712) - 2013-16
5. 4080 - Ray Lawry (660-4080) - 2014-17
6. 3561 - Blake LaRussa (554-3561) - 2016-18
7. 2403 - Steven Williams (459-2382) - 2017-19
8. 2175 - Jeremy Cox (451-2175) - 2015-18
9. 1583 - Colby Goodwyn (340-1583) - 2010-13
10. 1462 - Shuler Bentley (324-1462) - 2015-16

TDs responsible for

1. 154 - Taylor Heinicke - 2011-14
2. 81 - Thomas DeMarco - 2009-11
3. 50 - David Washington - 2013-16
4. 48 - Ray Lawry - 2014-17
5. 37 - Antonio Vaughan - 2010-14
6. 31 - Hayden Wolff - 2019-22
 - 31 - Zach Pascal - 2012-16
8. 30 - Nick Mayers - 2009-12
9. 28 - Jonathan Duhart - 2014-18
10. 26 - Larry Pinkard - 2010-13
 - 26 - Colby Goodwyn - 2010-13

Career Records

All purpose yards

- 4576 - Ray Lawry - 2014-17
- 4469 - Antonio Vaughan - 2010-14
- 4262 - Zach Pascal - 2012-16
- 3883 - Colby Goodwyn - 2010-13
- 3225 - Blake Watson - 2018-22
- 3045 - Nick Mayers - 2009-12
- 2812 - Jeremy Cox - 2015-18
- 2712 - Isaiah Harper - 2015-18
- 2363 - Larry Pinkard - 2010-13
- 2010 - Reid Evans - 2009-11

All purpose yards/game (min. 5 games)

- 106.5 - Ray Lawry (43 games) - 2014-17
- 97.7 - Blake Watson (33 games) - 2018-22
- 94.7 - Colby Goodwyn (41 games) - 2010-13
- 89.4 - Antonio Vaughan (50 games) - 2010-13
- 87.0 - Zach Pascal (49 games) - 2012-16
- 81.6 - Tyree Lee (16 games) - 2011-12
- 76.8 - Mario Crawford (21 games) - 2009-11
- 70.3 - Jeremy Cox (40 games) - 2015-18
- 69.2 - Nick Mayers (44 games) - 2009-12
- 63.9 - Larry Pinkard (37 games) - 2010-13

Total points scored

- 382 - Jarod Brown (234 PAT, 49 FG) - 2010-13
- 316 - Nick Rice (124 PAT, 64 FG) - 2017-21
- 288 - Ray Lawry (48 TD) - 2014-17
- 222 - Antonio Vaughan (37 TD) - 2010-14
- 186 - Zach Pascal (31 TD) - 2012-16
- 184 - Thomas DeMarco (30 TD, 2 PAT) - 2009-11
- 184 - Nick Mayers (30 TD, 2 PAT) - 2009-12
- 168 - Jonathan Duhart (27 TD)
- 158 - Larry Pinkard (26 TD, 1 PAT) - 2010-13
- 156 - Colby Goodwyn (26 TD) - 2010-13

Touchdowns scored

- 48 - Ray Lawry (45 rush, 3 rcv.) - 2014-17
- 37 - Antonio Vaughan (2 rush, 33 rcv, 2 ret) - 2010-13
- 31 - Zach Pascal (30 rcv, 1 rush) - 2012-16
- 30 - Thomas DeMarco (30 rush) - 2009-11
- 30 - Nick Mayers (30 rcv) - 2009-12
- 28 - Jonathan Duhart (26 rcv) - 2014-18
- 26 - Larry Pinkard (25 rcv, 1 ret) - 2010-13
- 26 - Colby Goodwyn (25 rush, 1 ret) - 2010-13
- 23 - Jeremy Cox (22 rush, 1 rcv) - 2015-18
- 22 - Taylor Heinicke (22 rush) - 2011-13

PAT kicks made

- 233 - Jarod Brown (233-238) - 2010-13
- 124 - Nick Rice (124-127) - 2017-2021
- 53 - Drew Hareza (53-54) - 2009-10
- 45 - Brad Davis (45-46) - 2016-19
- 32 - Ricky Segers (32-33) - 2012-15
- 28 - Ethan Sanchez (28-28) - 2022-Present**
- 27 - Chris Kirtley (25-27) - 2015-16
- 17 - Satchel Ziffer (17-17) - 2014-15
- 16 - Jarrett Cervi (16-17) - 2014-15
- 2 - Bailey Cate (2-5) - 2016

PAT kicks attempted

- 238 - Jarod Brown (233-238) - 2010-13
- 127 - Nick Rice (124-127) - 2017-2021
- 54 - Drew Hareza (53-54) - 2009-10
- 46 - Brad Davis (45-46) - 2016-19
- 33 - Ricky Segers (32-33) - 2012-2015
- 28 - Ethan Sanchez (28-28) - 2022-Present**
- 27 - Chris Kirtley (25-27) - 2015
- 17 - Satchel Ziffer (17-17) - 2014-15
- 13 - Jarrett Cervi (12-13) - 2014-15
- 5 - Bailey Cate (2-5) - 2016-19

PAT kick pct (min. 5 attempts)

- 98.1 - Drew Hareza (53-54) - 2009-10
- 97.9 - Jarod Brown (233-238) - 2010-13
- 97.8 - Brad Davis (45-46) - 2016-19
- 97.6 - Nick Rice (124-127) - 2017-2021
- 97.0 - Ricky Segers (32-33) - 2012-2015
- 93.0 - Chris Kirtley (25-27) - 2015-16

Field goals made

- 64 - Nick Rice (64-83) - 2017-2021
- 49 - Jarod Brown (49-69) - 2010-13
- 11 - Chris Kirtley (11-14) - 2015-16
- 10 - Ethan Sanchez (10-13) - 2022**
10 - Brad Davis (10-12) - 2016-19
- 8 - Drew Hareza (8-16) - 2009-10
- 4 - Satchel Ziffer (4-6) - 2014-15
- 3 - Ricky Segers (3-5) - 2012-2015
- 1 - Bailey Cate (1-1) - 2016-189
- 1 - Jarrett Cervi (1-1) - 2014-15

Field goals attempted

- 83 - Nick Rice (64-83) - 2017-2021
- 69 - Jarod Brown (49-69) - 2010-13
- 16 - Drew Hareza (8-16) - 2009-10
- 13 - Ethan Sanchez (10-13) - 2022**
13 - Chris Kirtley (11-14) - 2015
- 12 - Brad Davis (10-12) - 2016-19
- 6 - Satchel Ziffer (4-6) - 2014-15
- 5 - Ricky Segers (3-5) - 2012-2015
- 1 - Bailey Cate (1-1) - 2016-19
- 1 - Jarrett Cervi (1-1) - 2014-15

Field goal pct (min. 5 attempts)

- 83.3 - Brad Davis (10-12) - 2016-19
- 78.6 - Chris Kirtley (11-14) - 2015
- 77.1 - Nick Rice (64-83) - 2017-2021
- 71.0 - Jarod Brown (49-69) - 2010-13
- 60.0 - Ricky Segers (3-5) - 2012-15
- 50.0 - Drew Hareza (8-16) - 2009-10

Punt yards

- 9648 - Bailey Cate (245-9648) - 2016-19
- 8298 - Jonathan Plisco (184-8298) - 2009-12
- 5224 - Ethan Duane (126-5224) 2021-Present**
- 2552 - Satchel Ziffer (63-2552) - 2014-15
- 1785 - Taylor Heinicke (42-1785) - 2011-14
- 1034 - Jarrett Cervi (23-931) - 2014-15
- 688 - Jake Walsh (18-688) - 2013
- 549 - Thomas DeMarco (16-549) - 2009-11
- 258 - Joe Pulisic (7-233) - 2012-15

Punt attempts

- 244 - Bailey Cate (245-9648) - 2016-19
- 184 - Jonathan Plisco (184-8298) - 2009-12
- 88 - Ethan Duane (126-5224) 2021-Present**
- 63 - Satchel Ziffer (63-2552) - 2014-15
- 42 - Taylor Heinicke (33-1371) - 2011-14
- 27 - Jarrett Cervi (27-1034) - 2014-15
- 18 - Jake Walsh (18-688) - 2013
- 16 - Thomas DeMarco (16-549) - 2009-11
- 7 - Joe Pulisic (6-233) - 2012-15

Average yards/punt (min. 5 attempts)

- 45.10 - Jonathan Plisco (184-8298) - 2009-12
- 42.50 - Taylor Heinicke (39-1643) - 2011-14
- 41.50 - Ethan Duane (126-5224) - 2021-Present**
- 40.50 - Satchel Ziffer (63-2552) - 2014-15
- 39.54 - Bailey Cate (244-9648) - 2016-19
- 38.30 - Jarrett Cervi (27-1034) - 2014-15
- 38.22 - Jake Walsh (18-688) - 2013
- 36.9 - Joe Pulisic (6-233) - 2012-15
- 34.31 - Thomas DeMarco (16-549) - 2009-11

Punt return yards

- 504 - Darrell Brown (56-504) - 2016-19
- 366 - Monty Smalley (34-366) - 2009-10
- 245 - Antonio Vaughan (19-229) - 2010-14
- 236 - Isiah Paige (25-236) - 2021-Present**
- 199 - Reid Evans (28-199) - 2009-11
- 190 - Isaiah Harper (14-190) - 2015-18
- 97 - Roger Cray (10-97) - 2021
- 76 - Nick Mayers (14-76) - 2009-12
- 70 - Aaron Evans (6-70) - 2010-13
- 56 - Marques Little (18-57) - 2014-17

Punt returns

- 56 - Darrell Brown (56-504) - 2016-19
- 34 - Monty Smalley (34-366) - 2009-10
- 28 - Reid Evans (28-199) - 2009-11
- 25 - Isiah Paige (25-236) - 2021-Present**
- 21 - Antonio Vaughan (17-230) - 2010-14
- 19 - Marques Little (19-56) - 2014-17
- 14 - Isaiah Harper (14-190) - 2015-18
- 14 - Nick Mayers (14-76) - 2009-12

Punt return TDs

- 2 - Antonio Vaughan - 2010-14
- 1 - Isaiah Harper - 2015-18
- 1 - Blair Roberts - 2011-15
- 1 - Larry Pinkard - 2010-13
- 1 - Colby Goodwyn - 2010-13
- 1 - Aaron Evans - 2010-13

Average yards/punt return (min. 5 attempts)

- 13.6 - Isaiah Harper (14-190) - 2015-18
- 11.70 - Antonio Vaughan (18-229) - 2010-14
- 11.67 - Aaron Evans (6-70) - 2010-13
- 10.76 - Monty Smalley (34-366) - 2009-10
- 9.40 - Isiah Paige (25-236) - 2021-present**
- 9.00 - Darrell Brown (56-504) - 2016-19
- 7.11 - Reid Evans (28-199) - 2009-11
- 5.43 - Nick Mayers (14-76) - 2009-12

Kick return yards

- 1730 - Colby Goodwyn (74-1730) - 2010-13
- 1693 - Aaron Evans (70-1693) - 2010-13
- 1378 - Isaiah Harper (56-1378) - 2015-18
- 954 - LaMareon James (38-954) - 2021-Present**
- 730 - Zach Pascal (32-730) - 2012-16
- 712 - Antonio Vaughan (38-712) - 2010-14
- 633 - Blake Watson (24-633) - 2018-22
- 489 - Kesean Strong (21-489) - 2015-19
- 478 - Cam Boyd (27-457) - 2013-14
- 256 - Marques Little (14-256) - 2014-17

Kick returns

- 74 - Colby Goodwyn (74-1730) - 2010-13
- 70 - Aaron Evans (70-1693) - 2010-13
- 56 - Isaiah Harper (56-1378) - 2015-18
- 38 - LaMareon James (38-954) - 2021-Present**
38 - Antonio Vaughan (38-712) - 2010-14
- 32 - Zach Pascal (32-730) - 2012-16
- 29 - Cam Boyd (27-457) - 2013-14
- 24 - Blake Watson (24-633) - 2018-22
- 21 - Kesean Strong (21-489) - 2015-19
- 16 - Monty Smalley (16-252) - 2009-10

Kick return TDs

- 3 - Isaiah Harper - 2015-18
- 2 - LaMareon James - 2021-Present**
1 - Aaron Evans - 2010-13

Average yards/kick return (min. 5 attempts)

- 26.40 - Blake Watson (24-633) - 2018-22
- 25.10 - LaMareon James (38-954) - 2021-Present**
- 24.61 - Isaiah Harper (56-1378) - 2015-18
- 24.19 - Aaron Evans (70-1693) - 2010-13
- 23.38 - Colby Goodwyn (74-1730) - 2010-13
- 23.30 - Kesean Strong (21-489) - 2015-19
- 22.60 - Mario Crawford (10-226) - 2009-11
- 23.00 - Zach Pascal (32-730) - 2013-16
- 20.43 - T.J. Cowart (7-143) - 2009-12
- 19.50 - Nick Mayers (6-117) - 2009-12

Interception return yards

- 153 - Craig Wilkins (9-153) - 2009-12
- 131 - Fellonte Misher (8-131) - 2012-15
- 129 - Sean Carter (6-129) - 2015-18
- 97 - Devon Simmons (9-97) - 2009-12
- 89 - Joe Joe Headen (4-89) - 2017-21
- 77 - A.T. Aoelua (1-77) - 2009
- 59 - Geronda Hall (4-59) - 2018-19
- 56 - Deeve Harris (2-56) - 2021-22
- 49 - Donald Smith (4-49) - 2009-10
- 42 - Kaleb Ford-Dement (2-42) - 2019

Career Records

42 - Aaron Young (4-42) - 2013-16

Interceptions

1. 9 - Craig Wilkins (9-153) - 2009-12
- 9 - Devon Simmons (9-97) - 2009-12
3. 8 - Fellonte Misher (8-131) - 2012-15
4. 6 - Sean Carter (6-129) - 2015-18
- 6 - Eriq Lewis (6-31) - 2010-14
6. 5 - Carvin Powell (5-36) - 2009-12
7. 4 - Joe Joe Headen (4-89) - 2017-21
- 4 - Geronda Hall (4-59) - 2018-19
- 4 - Aaron Young (4-42) - 2013-16
- 4 - Donald Smith (4-49) - 2009-10

Interception return TDs

1. 2 - Deeve Harris - 2021-22
2. 1 - Justin Noye - 2015-18
- 1 - Aaron Young - 2013-16
- 1 - Craig Wilkins - 2009-12
- 1 - A.T. Aoelua - 2009

Fumble return yards

1. 51 - TJ Ricks (2-51) - 2013-16
2. 33 - Martez Simpson (1-33) - 2014-15
3. 28 - Fellonte Misher (2-28) - 2012-15
4. 25 - Robert Kennedy (1-25) - 2021-22
- 25 - Oshane Ximines (2-25) - 2015-18
- 25 - Richie Staton (1-25) - 2014
7. 24 - Marvin Branch (5-24) - 2015-18
- 18 - Keion White (2-18) - 2018-19
- 18 - Chris Lovitt (1-18) - 2009-12
10. 16 - Craig Wilkins (2-16) - 2009-12

Fumble returns

1. 3 - Marvin Brach (3-24) - 2015-18
2. 2 - TJ Ricks (2-51) - 2012-16
- 2 - Craig Wilkins (2-16) - 2009-12
- 2 - Fellonte Misher (2-28) - 2012-15

Fumble return TDs

1. 1 - Deeve Harris - 2021-22
- 1 - Robert Kennedy - 2021-22
- 1 - Rashaad Coward - 2013-16
- 1 - Martez Simpson - 2015
- 1 - Poncho Barnwell - 2014
- 1 - Chris Lovitt - 2009-12
- 1 - Marquis Johnson - 2009-10

Total tackles

1. 350 - Jordan Young (143-207) - 2017-21
2. 340 - Craig Wilkins (180-160) - 2009-12
3. 323 - TJ Ricks (172-41) - 2013-16
4. 288 - Fellonte Misher (144-144) - 2012-15
- 5. 264 - Jason Henderson (93-171) - 2021-Present**
6. 245 - Sean Carter (99-95) - 2015-18
7. 232 - John Darr (104-128) - 2009-13
8. 224 - Lawrence Garner (124-100) - 2017-19
9. 216 - Justice Davila (99-88) - 2014-18
10. 197 - Chris Burnette (71-126) - 2009-12

Tackles for loss

1. 51.0 - Oshane Ximines (51.0/230) - 2015-18
2. 40.0 - Craig Wilkins (32-16/169) - 2009-12
3. 36.0 - Ronnie Cameron (22-28/147) - 2010-11
4. 30.5 - Tim Ward (30.5/134) - 2015-18
5. 28.5 - Chris Burnette (16-25/99) - 2009-12
6. 25.5 - Bunmi Rotimi (25.5/163) - 2014-17
7. 21.0 - TJ Ricks (21.0/67) - 2013-16
8. 20.5 - Jordan Young (20.5/55) - 2017-21
- 20.5 - John Darr (15-11/80) - 2009-13
10. 20 - Marcus Haynes (20/106) - 2018-22

Yards from tackles for loss

1. 230 - Oshane Ximines (51.0/230) - 2015-18
2. 169 - Craig Wilkins (32-16/169) - 2009-12
3. 163 - Bunmi Rotimi (25.5/163) - 2014-17
4. 147 - Ronnie Cameron (22-28/147) - 2010-11
5. 141 - Tim Ward (28.5/128) - 2015-18
6. 99 - Chris Burnette (16-25/99) - 2009-12
7. 86 - Chad King (14-8/86) - 2009-11
8. 82 - Keion White (19/82) - 2018-19

9. 81 - Erik Saylor (12-11/81) - 2009-12
10. 80 - John Darr (15-11/80) - 2009-13

Quarterback sacks

1. 33.0 - Oshane Ximines (33.0/225) - 2015-18
2. 19.0 - Bunmi Rotimi (19.0/148) - 2014-17
3. 14.0 - Tim Ward (14.0/99) - 2015-18
4. 13.5 - Craig Wilkins (11-5/102) - 2009-12
5. 13.0 - Marcus Haynes (13/93) - 2018-22
6. 12.0 - Ronnie Cameron (8-8/87) - 2010-11
7. 11.0 - Chris Burnette (10-2/66) - 2009-12
8. 9.0 - Erik Saylor (8-2/63) - 2009-12
9. 8.5 - Edmon McClam (7-3/55) - 2009-11
10. 8.0 - Miles Fox (8.0/31) - 2015-18

Yards from sacks

1. 225 - Oshane Ximines (33.0/225) - 2015-18
2. 148 - Bunmi Rotimi (19.0/148) - 2014-17
3. 102 - Craig Wilkins (11-5/102) - 2009-12
4. 99 - Tim Ward (14.0/99) - 2015-18
5. 93 - Marcus Haynes (13/93) - 2018-22
6. 87 - Ronnie Cameron (8-8/87) - 2010-11
7. 66 - Chris Burnette (10-2/66) - 2009-12
8. 63 - Erik Saylor (8-2/63) - 2009-12
9. 55 - Edmon McClam (7-3/55) - 2009-11
10. 52 - Chad King (6-2/52) - 2009-11

Fumbles forced

1. 11 - Oshane Ximines - 2015-18
2. 7 - TJ Ricks - 2013-16
3. 5 - Craig Wilkins - 2009-12
4. 4 - Edmon McClam - 2009-11
- 4 - Reggie Owens - 2011-14
- 4 - Eriq Lewis - 2010-13
- 4 - John Darr - 2009-13
8. 3 - Fellonte Misher - 2012-15
- 3 - D.J. Simon - 2013-14
- 3 - Ronnie Cameron - 2010-11
- 3 - T.J. Cowart - 2009-12
- 3 - Chris Burnette - 2009-12
- 3 - Deron Mayo - 2010

Fumbles recovered

1. 9 - Craig Wilkins - 2009-12
2. 6 - Carvin Powell - 2009-12
3. 5 - TJ Ricks - 2013-16
- 5 - Marvin Branch - 2015-18
5. 4 - Pat Toal - 2015-18
6. 3 - Oshane Ximines - 2015-18
- 3 - Sean Carter - 2015-18
- 3 - T.J. Cowart - 2009-12
9. 2 - Isaiah Worthy - 2014-16
- 2 - Paul Morant - 2010-13
- 2 - John Darr - 2009-13
- 2 - Marquis Johnson - 2009-10
- 2 - Ronnie Cameron - 2010-11
- 2 - Erik Saylor - 2009-12
- 2 - A.T. Aoelua - 2009
- 2 - Devon Simmons - 2009-12
- 2 - Fellonte Misher - 2012-13
- 2 - Dom. Guinn-Bailey - 2010-13

Pass breakups

1. 24 - Brandon Addison - 2015-17
2. 21 - Joe Joe Headen - 2017-21
3. 19 - Eriq Lewis - 2010-14
- 19 - Justice Davila - 2014-18
5. 18 - T.J. Cowart - 2009-12
6. 16 - Aaron Young - 2013-16
7. 14 - Craig Wilkins - 2009-12
- 14 - Fellonte Misher - 2012-15
9. 13 - Tre Hawkins - 2021-22
- 13 - TJ Ricks - 2013-16
- 13 - Kaleb Ford-Dement - 2019

Blocked kicks

1. 7 - Edmon McClam - 2009-11
2. 6 - Chris Burnette - 2009-12
3. 4 - Rashaad Coward - 2013-17
- 4. 2 - Jason Henderson - 2021-Present**
- 2 - Erik Saylor - 2009-12
- 2 - Deron Mayo - 2010
- 2 - Alex Arain - 2009-12
- 2 - Andrew Everett - 2012-14
- 2 - Jakwail Bailey - 2011-13
- 10. 1 - Devin Brandt-Epps - 2021-Present**
- 1 - Amorie Morrison - 2021**
- 1 - Terry Jones - 2019-Present**
- 1 - Steven Williams - 2017-22
- 1 - Deeve Harris - 2021-22
- 1 - Isaiah Spencer - 2019-Present**
- 1 - Jeremy Meiser - 2017-19
- 1 - Keion White - 2018-19
- 1 - James Faircloth - 2011-12
- 1 - Craig Wilkins - 2009-12
- 1 - Paul Morant - 2010-13
- 1 - Eriq Lewis - 2010-14
- 1 - D. Williams - 2009-10
- 1 - Oshane Ximines - 2015-18



TJ Ricks



Anthony Wilson

Receiving Records

100-Yard Receiving Games (70)

Date	Name	Opponent	Yards
September 22, 2012	Nick Mayers	New Hampshire	271
November 27, 2021	Ali Jennings	Charlotte	252
October 17, 2015	Zach Pascal	Charlotte	231
October 25, 2014	Antonio Vaughan	WKU	220
October 27, 2018	Travis Fulgham	Middle Tennessee	215
September 10, 2022	Ali Jennings	East Carolina	200
November 23, 2019	Aaron Moore	Middle Tennessee	194
September 22, 2018	Travis Fulgham	No. 10/13 Virginia Tech	188
November 19, 2016	Zach Pascal	Florida Atlantic	178
October 16, 2021	Ali Jennings	WKU	172
November 16, 2013	Antonio Vaughan	Campbell	171
October 15, 2011	Nick Mayers	Towson	166
November 28, 2015	Zach Pascal	Florida Atlantic	163
November 7, 2015	Jonathan Duhart	UTSA	160
September 15, 2013	Larry Pinkard	Campbell	156
November 10, 2018	Travis Fulgham	North Texas	155
November 19, 2016	Jonathan Duhart	Florida Atlantic	155
September 25, 2010	Prentice Gill	Monmouth	154
December 3, 2011	Prentice Gill	Georgia Southern	154
December 8, 2012	Larry Pinkard	Coastal Carolina	154
October 6, 2018	Travis Fulgham	Florida Atlantic	151
September 8, 2018	Jonathan Duhart	FIU	150
September 1, 2012	Nick Mayers	Georgia Southern	150
November 12, 2011	Reid Evans	Richmond	149
November 20, 2021	Ali Jennings	Middle Tennessee	146
November 7, 2015	Zach Pascal	UTSA	146
December 8, 2012	Antonio Vaughan	Georgia Southern	146
December 1, 2012	Antonio Vaughan	New Hampshire	143
September 22, 2018	Jonathan Duhart	No. 10/13 Virginia Tech	142
November 14, 2015	Zach Pascal	UTEP	140
November 8, 2014	Antonio Vaughan	FIU	140
September 24, 2022	Ali Jennings	Arkansas State	140
November 9, 2013	Marquel Thomas	Idaho	137
November 21, 2015	Jonathan Duhart	Southern Miss	134
September 1, 2012	Nick Mayers	Duquesne	134
October 9, 2010	Prentice Gill	Cal Poly	133
November 19, 2022	Javon Harvey	App State	133
October 27, 2012	Nick Mayers	Delaware	131
November 10, 2012	Nick Mayers	William and Mary	131
October 22, 2022	Ali Jennings	Georgia Southern	130
October 1, 2022	Ali Jennings	Liberty	129
September 15, 2018	Jonathan Duhart	Charlotte	127
September 14, 2013	Zach Pascal	Howard	124
October 29, 2022	Javon Harvey	Georgia State	124
November 17, 2012	Antonio Vaughan	James Madison	123
September 2, 2022	Ali Jennings	Virginia Tech	122
October 16, 2021	Zack Kuntz	WKU	119
September 20, 2014	Zach Pascal	Rice	111
November 20, 2010	Reid Evans	North Carolina Central	111
Sept. 26, 2014	Zach Pascal	Middle Tennessee	110
November 13, 2010	Prentice Gill	VMI	110
November 11, 2017	Isaiah Harper	FIU	108
October 5, 2013	Antonio Vaughan	Liberty	108
September 21, 2013	Antonio Vaughan	The Citadel	107
November 22, 2014	David Washington	Louisiana Tech	106
September 26, 2014	Antonio Vaughan	Middle Tennessee	105
September 29, 2018	Jonathan Duhart	East Carolina	104
September 17, 2016	Zach Pascal	NC State	104
Sept. 1, 2012	Blair Roberts	Duquesne	104
November 9, 2013	Antonio Vaughan	Idaho	103
October 13, 2012	Antonio Vaughan	Villanova	103
December 1, 2012	Nick Mayers	Coastal Carolina	103
October 3, 2009	Nick Mayers	Fordham	103
November 6, 2021	Zack Kuntz	FIU	102
October 20, 2018	Travis Fulgham	WKU	102
September, 16, 2017	Travis Fulgham	North Carolina	102
November 12, 2011	Nick Mayers	William and Mary	101
November 26, 2016	Zach Pascal	FIU	101
October 31, 2015	Zach Pascal	WKU	100
October 6, 2018	Jonathan Duhart	Florida Atlantic	100

Career 100 Yard Receiving Games

Antonio Vaughan - 11
 Zach Pascal - 10
 Nick Mayers - 9
 Jonathan Duhart - 8
 Ali Jennings - 8
 Travis Fulgham - 6

Prentice Gill - 4
 Javon Harvey - 2
 Zack Kuntz - 2
 Reid Evans - 2
 Larry Pinkard - 2
 Isaiah Harper - 1

Aaron Moore - 1
 Blair Roberts - 1
 Marquel Thomas - 1
 David Washington - 1

All-Time Monarchs

<p>- A -</p> <p>Isaac Abel ... 2019</p> <p>Chris Adams ... 2022-present</p> <p>Tanner Addams ... 2019</p> <p>Brandon Addison ... 2015-17</p> <p>Prince Ajegwu ... 2017-19</p> <p>Ali Ali - 2021</p> <p>Ely Anderson ... 2013-14</p> <p>Kanyia Anderson ... 2013-14</p> <p>Donta Anthony ... 2018-22</p> <p>A.T. Aoelua ... 2009</p> <p>Daniel Appouh ... 2015-18</p> <p>Alex Arain ... 2009-12</p> <p>Drayton Arnold ... 2016-18</p>	<p>Michael Colbert ... 2009-12</p> <p>Tyler Compton ... 2013-16</p> <p>John Cook ... 2021-present</p> <p>Bobby Cooper ... 2009</p> <p>Justin Cooper ... 2016-18</p> <p>Blake Cornalino ... 2009</p> <p>Andrew Council ... 2009</p> <p>Rashaad Coward ... 2013-16</p> <p>T.J. Cowart ... 2009-12</p> <p>Jeremy Cox ... 2015-18</p> <p>Nijee Cox ... 2016-18</p> <p>Jeff Crawford ... 2009</p> <p>Mario Crawford ... 2009-11</p> <p>Roger Cray ... 2021</p> <p>Fred Credle ... 2009-12</p> <p>Jahleel Culbreath ... 2022-present</p> <p>Chris Cunningham ... 2019</p>	<p>Skylar Grant ... 2022-present</p> <p>Shantea Green ... 2009</p> <p>Dominique Guinn-Bailey... 2011-13</p> <p>Malik Gumbs ... 2013-14</p>
<p>- B -</p> <p>Brandon Bacchus ... 2012</p> <p>Jakwail Bailey ... 2011-13</p> <p>Nate Barnes ... 2009-2013</p> <p>Tony Barnett ... 2016-19</p> <p>Poncho Barnwell ... 2014-15</p> <p>Shuler Bentley ... 2015-16</p> <p>Casey Bernard ... 2016-17</p> <p>Andre Bernhard ... 2015-17</p> <p>Joshua Bennett ... 2019-21</p> <p>Tyre Bibby ... 2019-22</p> <p>Xavier Black ... 2019-present</p> <p>Harrell Blackmon ... 2019-21</p> <p>Kai Blanco ... 2009-12</p> <p>Elijah Blue ... 2017-19</p> <p>Trey Blount ... 2021</p> <p>Jordan Bly ... 2021-present</p> <p>T.J. Boothe ... 2014-16</p> <p>David Born ... 2011-13</p> <p>Kyle Bottoms ... 2013-14</p> <p>Cam Boyd ... 2013-14</p> <p>Lance Boykin ... 2018-19</p> <p>C.J. Bradshaw ... 2013-16</p> <p>Marvin Branch ... 2015-18</p> <p>Devin Brandt-Epps ... 2021-present</p> <p>Jude Brenya ... 2013-16</p> <p>Calvin Brewton ... 2019</p> <p>Jamez Brickhouse ... 2016-18</p> <p>Tajae Broadie ... 2022</p> <p>Will Brocchini ... 2019-21</p> <p>Darrell Brown ... 2016-19</p> <p>Devon Brown ... 2015</p> <p>Jarod Brown ... 2010-13</p> <p>Marvin Bryant ... 2009</p> <p>Jude Buchanan ... 2022-present</p> <p>Reed Buce ... 2015-17</p> <p>Joshua Burdsall ... 2019-21</p> <p>Chris Burnette ... 2009-12</p> <p>Tyler Burns ... 2014-15</p> <p>Troy Butler ... 2012-16</p> <p>Christian Byrum ... 2014-17</p>	<p>- D -</p> <p>Tyler Damato ... 2010-11</p> <p>Lee Daniel ... 2010</p> <p>John Darr ... 2010-13</p> <p>Carlos Davis ... 2009</p> <p>Justice Davila ... 2014-18</p> <p>Brad Davis ... 2016-19</p> <p>Elijah Davis ... 2018-21</p> <p>A.J. Davison ... 2017-18</p> <p>Thomas DeMarco ... 2009-11</p> <p>Messiah deWeaver ... 2019</p> <p>Phil Dickens ... 2012</p> <p>Terez Dickerson ... 2016-19</p> <p>Marqeese Dietz ... 2021-22</p> <p>Stephon Dubose-Bourne ... 2021-present</p> <p>Jonathan Duhart ... 2014-18</p> <p>Xavier Duckett ... 2010-12</p> <p>Robbie Duncan ... 2009-12</p>	<p>- H -</p> <p>Neal-Anthony Hale ... 2011-12</p> <p>Eric Hampson ... 2014-15</p> <p>Devin Hannan ... 2016</p> <p>Geronda Hall ... 2018-19</p> <p>Angus Harper ... 2011-12</p> <p>Isaiah Harper ... 2015-18</p> <p>Drew Hareza ... 2009-10</p> <p>Deeve Harris ... 2021-22</p> <p>Tobias Harris ... 2022</p> <p>Daniel Harvey ... 2009</p> <p>Javon Harvey ... 2019-present</p> <p>B.R. Hatcher ... 2018-22</p> <p>Tre Hawkins ... 2021-22</p> <p>Eri'Reon Hayes ... 2015-17</p> <p>Marcus Haynes ... 2018-22</p> <p>Joe Joe Headen ... 2017-21</p> <p>Taylor Heinicke ... 2011-14</p> <p>Jason Henderson ... 2021-present</p> <p>Cornell Hendrick ... 2018-21</p> <p>Chad Hendricks ... 2015-18</p> <p>Jeremy Hensley ... 2009-11</p> <p>Ryan Henry ... 2019-22</p> <p>Jake Herslow ... 2017-19</p> <p>Colten Hicks ... 2021-22</p> <p>Justin Hill ... 2009</p> <p>Lawrence Holley ... 2015-17</p> <p>Gary Hoover ... 2022</p> <p>Jordan Hoy ... 2017</p> <p>Tyran Hunt ... 2021-22</p> <p>Keyshawn Hunter ... 2022</p> <p>Rodney Hunter ... 2010-12</p> <p>Talyn Hunter ... 2021-present</p> <p>Kohl Adams-Hurd ... 2014-15</p>
<p>- C -</p> <p>Kris Caine ... 2021-present</p> <p>Ronnie Cameron ... 2010-11</p> <p>Tobin Cameron ... 2009-10</p> <p>Brandon Carr ... 2009-12</p> <p>Matt Carrillo ... 2009-10</p> <p>Jelani Carter ... 2016-18</p> <p>Sean Carter ... 2015-18</p> <p>Cullen Casey ... 2014-16</p> <p>Mitch Castleberry ... 2011-12</p> <p>Bailey Cate ... 2016-19</p> <p>Diego Cervantes ... 2018-19</p> <p>Jarrett Cervi ... 2014-15</p> <p>Corey Chapman ... 2021-present</p> <p>Sandy Chapman ... 2013-14</p> <p>Damion Charity ... 2018-22</p> <p>Brendon Clark ... 2022</p> <p>Nick Clarke ... 2015-18</p>	<p>- E -</p> <p>Mario Easterly ... 2022-present</p> <p>James Edwards ... 2009-10</p> <p>Noah Ellison ... 2017-18</p> <p>Nick England ... 2013-15</p> <p>Aaron Evans ... 2010-13</p> <p>Galen Evans ... 2012-15</p> <p>Reid Evans ... 2009-11</p> <p>Andrew Everett ... 2012-14</p> <p>- F -</p> <p>James Fagan ... 2018-19</p> <p>James Faircloth ... 2011-12</p> <p>Estefano Feliciano ... 2018-21</p> <p>Tyler Fisher ... 2013-15</p> <p>Jonah Fitzgerald ... 2018-19</p> <p>Nigel Fitzgerald ... 2018-21</p> <p>Akim Bundu-Fitz ... 2016-18</p> <p>Alonzo Ford ... 2021-22</p> <p>Kaleb Ford-Dement ... 2019</p> <p>Miles Fox ... 2015-18</p> <p>Jai Franklin ... 2013-14</p> <p>Travis Fulgham ... 2015-18</p> <p>Jason Fuller ... 2009-11</p> <p>Malik Fuller ... 2016-17</p>	<p>- J -</p> <p>Cory Jackson ... 2019-21</p> <p>Dorian Jackson ... 2009-11</p> <p>Gemonta Jackson ... 2016-18</p> <p>O'shea Jackson ... 2019-21</p> <p>Deron Jasper ... 2010</p> <p>Ryan Jensen ... 2009-11</p> <p>Alex Johnson ... 2010-13</p> <p>Gerard Johnson - 2013-14</p> <p>Jamal Johnson ... 2009-10</p> <p>Malique Johnson ... 2012-15</p> <p>Marquiss Johnson ... 2009-10</p> <p>R'Tarriun Johnson ... 2019-22</p> <p>Terry Jones ... 2019-present</p> <p>Marcus Joyner ... 2017-19</p> <p>Mike Justice ... 2011-13</p>
	<p>- G -</p> <p>Darius Garcia ... 2014-17</p> <p>Kenny Gardner ... 2018</p> <p>Lawrence Garner ... 2017-19</p> <p>Matt Geiger ... 2018-21</p> <p>Prentice Gill ... 2010-11</p> <p>Jordan Glover ... 2016-18</p> <p>Colby Goodwyn ... 2010-13</p> <p>Parrish Gordon ... 2017-19</p> <p>Quijoun Gordon ... 2019</p> <p>EJ Green ... 2021-present</p> <p>Ahmarian Granger ... 2022-present</p>	<p>- K -</p> <p>Robert Kennedy ... 2021-22</p> <p>Eli Kessner ... 2013-15</p> <p>Chad King ... 2009-11</p> <p>Peter Kikwata ... 2022</p> <p>Chris Kirtley ... 2015-16</p> <p>Justin Klingerman ... 2009-10</p> <p>Markus Knight ... 2022-present</p> <p>Khadere Kounta ... 2019-22</p> <p>Will Knight ... 2018</p> <p>Eric Kumah ... 2019</p> <p>Zack Kuntz ... 2021-22</p> <p>- L -</p> <p>Zach Lackman ... 2017-18</p> <p>Blake LaRussa ... 2016-18</p> <p>JeCareon Lathan ... 2022-present</p> <p>Andrew Lawson ... 2017-19</p>

All-Time Monarchs

Ray Lawry ... 2014-17
 Tyree Lee ... 2011-12
 Mike Lennox ... 2012-14
 Eriq Lewis ... 2011-14
 Luke Lindenfeldar ... 2021-22
 Marques Little ... 2014-17
 Nikita Logan ... 2009-10
 Ryan Londree ... 2015-18
Denzel Lowry ... 2021-present
 Chris Lovitt ... 2009-11
 Rick Lovato ... 2011-14
 Vincent Lowe ... 2014-15
 Jack Lowney ... 2010-13

- M -

Rob Mahan ... 2012-14
 Eric Magwood ... 2017-18
 Jace Mallory ... 2017-19
 Rashad Manley ... 2010-11
 Josh Mann ... 2011-14
 Josh Marriner ... 2016-17
 Manny Matiarena ... 2016-17
Wayne Matthews ... 2021-present
 Nick Mayers ... 2009-12
 Deron Mayo ... 2010
 Edmon McClam ... 2009-11
 Scott McCluney ... 2017-18
 Rafael McCoy ... 2021
 Ty-Kee McCullers ... 2017-19
 Tyrik McDaniel ... 2021
 Sokoya McDuffie ... 2018-21
 Mychael McJunkins ... 2009
 Alex McLaughlin ... 2009-10
 B.J. McLaughlin ... 2010-12
 Patrick McNichols ... 2010
 Jamshyer McCumber ... 2016-17
 Jeremy Meiser ... 2017-19
 Connor Mewbourne ... 2012-15
 Jack Miller ... 2017-19
 Fellonte Misher ... 2012-15
 Kane Miskel ... 2016-18
 Aaron Moore ... 2018-22
 Paul Morant ... 2010-13
 Austin Mosier ... 2019-22
 D.J. Morrell ... 2012-13
 Bryan Morrison ... 2009-11
 John Morton ... 2019-22
 Tobias Moss ... 2019
 Wes Moulton ... 2011
 Cameron Muller ... 2018-19

- N -

Koa Naotola ... 2022-present
 Jevon Neal ... 2013-14
 Ricky Nichols ... 2009
 Justin Noye ... 2015-18

- O -

Nate Ong ... 2011-12
 Reggie Owens ... 2011-14

- P -

Jamar Parham ... 2009-10
 Zach Pascal ... 2013-16
 Hasaan Patterson ... 2016-19
 Phil Paulhill ... 2013-14
 Dustin Phillips ... 2009-10
 Larry Pinkard ... 2011-13
 Dan Pitts ... 2009
 Jonathan Plisco ... 2009-12
 Mateus Porter ... 2009-10
 Carvin Powell ... 2009-12
 Brent Priester ... 2017-18
 Joe Pulisic ... 2013-15

- R -

Tahj Ra-El ... 2021-present
 Carson Ramos ... 2019-21
 Tommy Reamon ... 2009-11
 Terrell Reid ... 2013-15
 Nick Rice ... 2017-21
 Justinn Richardson ... 2018-21
 TJ Ricks ... 2013-16
 Roman Ridley ... 2021
 Elijah Rivers (OL) ... 2018-19
 Elijah Rivers (DB) ... 2021-22
 Noah Robinson ... 2021-22
 Blair Roberts ... 2011-15
 Juwan Ross ... 2017-19
 Bunmi Rotimi ... 2013-17

- S -

Nick Saldiveri ... 2018-22
Obie Sanni ... 2021-present
Santana Saunders ... 2021-present
 Darius Savedge ... 2018-21
 Erik Saylor ... 2009-12
 Jahaad Scales ... 2022
 Reece Schmidt ... 2014-15
 Jacob Schwind ... 2016-18
 Robert Scott ... 2019
 Gary Scruggs ... 2013-14
 Ricky Segers ... 2014-15
 Andre Simmons ... 2012-14
 Brandon Simmons ... 2014-18
 Devon Simmons ... 2009-12
 D.J. Simon ... 2013-14
 Martez Simpson ... 2014-15
Tariq Sims ... 2022-present
 Brandon Sinclair ... 2017-18
 Andrew Slebonick ... 2009
 Monty Smalley ... 2009-10
 Stone Smartt ... 2019-21
 Brandon Smith ... 2019
 Chris Smith ... 2013-14
 Donald Smith ... 2009-10
 Lorenzo Smith ... 2011
 Preston Smith ... 2011-14
 Alec Solano ... 2021-22
 Dominik Soos ... 2021-22
 John Sparagna ... 2009
 Kirk Spellman ... 2012-14
Isaiah Spencer ... 2018-present
 Richie Staton ... 2013-14
 Demetrius Stitmon ... 2017-19
 T.J. Storment ... 2017-18
 Kesean Strong ... 2015-19
 Jake Sweedyk ... 2009

- T -

Mufu Taiwo ... 2016-19
 Caleb Taylor ... 2012-13
Leroy Thomas ... 2019-present
 Marquel Thomas ... 2009-13
 Richard Thomas ... 2015-16
 Rob Thompson ... 2013-17
 Aquante Thornton ... 2011-15
 Pat Toal ... 2015-18
 Kevin Todd ... 2017
 Andrew Turner ... 2009-11
 Brandon Tyson ... 2015-18

- V -

James Valle ... 2018-19
 Antonio Vaughan ... 2010-14
 Melvin Vaughn ... 2013-17
 Gerrik Vollmer ... 2021

- W -

Chazz Wallace ... 2021-22
 Charles Walls ... 2009
 Jake Walsh ... 2013
 Cameron Washington ... 2018-19
 David Washington ... 2012-16
 Robert Washington ... 2019
 Tim Ward ... 2015-18
 Blake Watson ... 2018-22
 Isaac Weaver ... 2017-21
 Levi Wentz ... 2021-22
 Torrez Wentz ... 2015-16
 AC White ... 2018-21
 Keion White ... 2018-19
 Sam White ... 2017-19
 Scott Wiggins ... 2013-16
 Derek Wilder ... 2016-19
 Craig Wilkins ... 2009-12
 Markell Wilkins ... 2009-11
 Denzel Williams ... 2016-17
 Desmond Williams ... 2009-10
 J.J. Williams ... 2010-11
 Michael E. Williams ... 2009
 Michael R. Williams ... 2009-10
 Shadow Williams ... 2015-16
 Steven Williams ... 2017-22
 Tony Williams ... 2019
 Anthony Wilson ... 2013-16
 Hayden Wolff ... 2019-22
 Austin Wood ... 2018-19
 DeAndre Woods ... 2017
 Isaiah Worthy ... 2014-16

- X -

Oshane Ximines ... 2015-18

- Y -

Aaron Young ... 2013-16
 Jordan Young ... 2017-21
 Patrick Young ... 2010-11

- Z -

Anthony Zaccaro ... 2021
 Satchel Ziffer ... 2014-15

2012 Walter Payton Award Winner: Taylor Heinicke

Old Dominion sophomore quarterback Taylor Heinicke capped his remarkable 2012 season by winning the Walter Payton Award, given to the top player in the FCS.



Heinicke won in a landslide, receiving 72 first place votes and 531 points to outdistance second place finisher, running back Miguel Maysonet of Stony Brook.

Heinicke became the ninth straight quarterback to win the award and joined former Georgia Southern running back Adrian Peterson as just the second sophomore to ever win the award.

The sophomore signal caller led the FCS with his 5,076 passing yards, 390.5 passing yards per game, 44 touchdown passes, 55 total touchdowns, 26.00 points responsible for and 426.6 yards of total offense per game.

He also had 126 carries for 470 yards and 11 rushing touchdowns. Heinicke's record-setting season included breaking Steve McNair's (Alcorn State, 1994) FCS single-season passing yards record with 5,076 yards and also surpassing the single-season record for completions with 398, breaking Brett Gordon's record of 386 for Villanova in 2002.

Heinicke tied the FCS record by throwing for 200 yards in 13 games while passing for 300 yards nine times and going for 400 yards five times. He tossed three TD passes nine times and four or more scores on six occasions, including a season-best seven in the win over Campbell.



Walter Payton Award Voting

RK	Player	1st	2nd	3rd	4th	5th	TOTAL
1.	Taylor Heinicke (ODU)	72	29	13	6	4	531
2.	Miguel Maysonet (SBU)	13	25	20	21	17	284
3.	Eric Breitenstein (Wofford)	11	15	15	12	13	197
4.	Erik Lora (EIU)	7	14	15	7	14	164
5.	Gavin McCarney (Colgate)	15	9	10	6	5	158
6.	Casey Brockman (Murray St.)	8	7	9	16	12	139
7.	Zach Zenner (S. Dakota St.)	4	8	14	14	12	134
8.	Aaron Mellette (Elon)	1	6	9	11	10	88
9.	DeNarius McGhee (Montana)	3	6	9	7	7	87
10.	Jimmy Garoppolo (EIU)	3	5	7	11	6	84
11.	Wynrick Smothers (CAU)	2	4	9	5	14	77
12.	Shakir Bell (Indiana St.)	1	5	5	8	1	57
13.	Tim Flanders (SHSU)	2	4	4	3	5	53
14.	Jamal Londry-Jackson (App. St.)	1	1	2	6	6	33
15.	Brad Sorensen (SUU)	0	3	1	4	1	24
16.	Deonte Williams (Cal Poly)	0	2	0	3	8	22
17.	Zach Bauman (N. Arizona)	1	2	1	0	3	19
18.	Terrance West (Towson)	0	0	1	3	4	13
19.	Matt Denham (EKU)	0	0	1	2	1	8
20.	Jamaïne Cook (YSU)	1	0	0	0	2	7

All-American Monarchs

2009

Player	Position	Organization
Jonathan Plisco	Punter	First-Team Associated Press Second-Team The Sports Network Honorable Mention College Sporting News
Dustin Phillips	Long Snapper	First-Team College Sporting News

2011

Player	Position	Organization
Ronnie Cameron	Defensive Line	First Team AFCA First Team The Sports Network First Team Beyond College Sports Network First Team College Sports Journal Second Team Associated Press Second Team Phil Steele Honorable Mention College Sporting News
Jonathan Plisco	Punter	First Team Beyond College Sports Network First Team College Sports Journal Second Team College Sports Madness Second Team Associated Press Second Team The Sports Network Second Team Phil Steele

2012

Player	Position	Organization
Taylor Heinicke	Quarterback	First-Team Associated Press First-Team Walter Camp First-Team The Sports Network First-Team Phil Steele First-Team Beyond Sports Network First-Team College Sporting News First-Team College Sports Journal
Nick Mayers	Wide Receiver	Second-Team College Sports Madness Honorable Mention College Sports Journal
Jack Lowney	Offensive Line	Second-Team College Sports Madness
Jonathan Plisco	Punter	First-Team Phil Steele First-Team College Sports Journal Third-Team Beyond Sports Network
Rick Lovato	Long Snapper	First-Team College Sporting News
Chris Burnette	Defensive Line	Third-Team The Sports Network Honorable Mention Beyond Sports Network
Craig Wilkins	Linebacker	Third-Team Phil Steele Honorable Mention College Sports Journal

2022

Player	Position	Organization
Jason Henderson	Linebacker	Second-Team FWAA (Football Writers Association of America) Second-Team Phil Steele Second-Team Fox Sports Second-Team USA Today Third-Team Associated Press
Ali Jennings	Wide Receiver	Honorable Mention Phil Steele

All-Conference Accolades

All-Conference

FIRST TEAM ALL-SUN BELT CONFERENCE

Jason Henderson - Linebacker - 2022
Ali Jennings - Wide Receiver - 2022

SECOND TEAM ALL-SUN BELT CONFERENCE

Nick Saldiveri - Offensive Line - 2022

SUN BELT CONFERENCE HONORABLE MENTION

Blake Watson - Running Back - 2022
Alonzo Ford - Defensive Tackle - 2022
R'Tarriun Johnson - Safety - 2022
Ethan Duane - Punter - 2022

CONFERENCE USA FRESHMAN OF THE YEAR

Ray Lawry - Running Back - 2014

CONFERENCE USA SPECIAL TEAMS PLAYER OF THE YEAR

Isaiah Harper - Kick Returner - 2017

FIRST TEAM ALL-CONFERENCE USA

Zack Kuntz - Tight End - 2021
Isaiah Harper - Kick Returner - 2018
Oshane Ximines - Defensive End - 2018
Oshane Ximines - Defensive End - 2017
Isaiah Harper - Kick Returner - 2017
Darrell Brown - Punt Returner - 2017
TJ Ricks - Linebacker - 2016
Josh Mann - Center - 2014
Antonio Vaughan - Wide Receiver - 2014

SECOND TEAM ALL-CONFERENCE USA

Kaleb Ford-Dement - Cornerback - 2019
Lawrence Garner - Linebacker - 2019
Keion White - Defensive End - 2019
Jonathan Duhart - Wide Receiver - 2018
Travis Fulgham - Wide Receiver - 2018
Zach Pascal - Wide Receiver - 2016
Troy Butler - Offensive Line - 2016
Rashaad Coward - Defensive Line - 2016
Oshane Ximines - Defensive Line - 2016
Brandon Addison - Defensive Back - 2016
Ray Lawry - Running Back - 2015
Zach Pascal - Wide Receiver - 2015
TJ Ricks - Linebacker - 2015

CONFERENCE USA HONORABLE MENTION

Blake Watson - Running Back - 2021
Ali Jennings - Wide Receiver - 2021
Isaac Weaver - Offensive Line - 2021
Nick Saldiveri - Offensive Line - 2021
Ryan Henry - Linebacker - 2021
Jordan Young - Linebacker - 2021
Roger Cray - Cornerback - 2021
Tre Hawkins - Cornerback - 2021
R'Tarriun Johnson - Safety - 2021
Nick Rice - Kicker - 2021
LaMareon James - Kick Returner - 2021
Isiah Paige - Punt Returner - 2021
Isaac Weaver - Offensive Line - 2019
Derek Wilder - Defensive End - 2019
Darrell Brown - Punt Returner - 2019
Blake Watson - Kick Returner - 2019
Blake LaRussa - Quarterback - 2018
Ray Lawry - Running Back - 2017
Nick Clarke - Offensive Line - 2017

Isaac Weaver - Offensive Line - 2017
Miles Fox - Defensive Line - 2017
Bunmi Rotimi - Defensive End - 2017
Brandon Addison - Cornerback - 2017
Reed Buce - Long Snapper - 2017
David Washington - Quarterback - 2016
Ray Lawry - Running Back - 2016
Jonathan Duhart - Wide Receiver - 2016
Bunmi Rotimi - Defensive Line - 2016
Anthony Wilson - Linebacker - 2016
Reed Buce - Long Snapper - 2016
Fellonte Misher - Safety - 2015
Taylor Heinicke - Quarterback - 2014
Tyler Fisher - Offensive Line - 2014
Zach Pascal - Wide Receiver - 2014
D.J. Simon - Linebacker - 2014
Antonio Vaughan - Punt Returner - 2014
Rick Lovato - Long Snapper - 2014

CONFERENCE USA ALL-FRESHMAN TEAM

Santana Saunders - Offensive Line - 2021
Amorie Morrison - Defensive End - 2021
Jason Henderson - Linebacker - 2021
Isiah Paige - Punt Returner - 2021
Blake Watson - Kick Returner - 2019
Steven Williams - Quarterback - 2017
Isaac Weaver - Offensive Line - 2017
Jordan Young - Linebacker - 2017
Joe Joe Headen - Cornerback - 2017
Brad Davis - Kicker - 2016
Bailey Cate - Punter - 2016
Darrell Brown - Punt Returner - 2016
Devin Hannan - Offensive Line - 2016
Oshane Ximines - Defensive End - 2015
Chris Kirtley - Kicker - 2015
Nick Clarke - Center - 2015
Ray Lawry - Running Back - 2014
Darius Garcia - Offensive Line - 2014
Bunmi Rotimi - Defensive Line - 2014
Christian Byrum - Safety - 2014
Jarrett Cervi - Punter - 2014

CAA OFFENSIVE PLAYER OF THE YEAR

Taylor Heinicke - 2012

CAA DEFENSIVE PLAYER OF THE YEAR

Ronnie Cameron - 2011

FIRST TEAM ALL-CAA

Taylor Heinicke - Quarterback - 2012
Nick Mayers - Wide Receiver - 2012
Jarod Brown - Kicker - 2012
Chris Burnette - Defensive Line - 2012
Jonathan Plisco - Punter - 2012
Ronnie Cameron - Defensive Lineman - 2011
Nick Mayers - Wide Receiver - 2011
Jonathan Plisco - Punter - 2011
Craig Wilkins - Linebacker - 2011

SECOND TEAM ALL-CAA

Antonio Vaughan - Wide Receiver - 2012
David Born - Offensive Line - 2012
Craig Wilkins - Linebacker - 2012
Eriq Lewis - Cornerback - 2011

Accolades

THIRD TEAM ALL-CAA

Jack Lowney - Offensive Line - 2012
 Dominique Guinn-Bailey - 2012
 Jarod Brown - Kicker - 2011
 Chris Burnette - Defensive Line - 2011
 Reid Evans - Wide Receiver - 2011
 Reid Evans - Punt Returner - 2011
 Taylor Heinicke - Quarterback - 2011
 Jeremy Hensley - Offensive Line - 201

National Academic Honors

2022 - Devin Brandt-Epps - CSC Academic All-District
 2022 - Malcolm Britt - CSC Academic All-District
 2022 - Luke Lindenfeldar - CSC Academic All-District
 2022 - John Morton - CSC Academic All-District
 2022 - Obie Sanni - CSC Academic All-District
 2022 - Dominik Soos - CSC Academic All-District
 2022 - Hayden Wolff - CSC Academic All-District
 2021 - Zack Kuntz - CoSIDA Academic All-District
 2017 - Oshane Ximines - CoSIDA Academic All-District
 2016 - Bunmi Rotimi - CoSIDA Academic All-District
 2016 - Tyler Compton - CoSIDA Academic All-District
 2015 - Tyler Compton - CoSIDA Academic All-District
 2014 - Tyler Compton - CoSIDA Academic All-District
 2014 - Josh Mann - CoSIDA Academic All-District
 2012 - Jonathan Plisco - ADA (Athletic Director's Assoc.) All-Star Team
 2011 - Ronnie Cameron - CAA Scholar Athlete of the Year
 2011 - Jonathan Plisco - CoSIDA Academic All-District

C-USA All-Academic Team

2021 - Jordan Young
 2018 - Oshane Ximines
 2017 - Oshane Ximines
 2016 - Tyler Compton
 2015 - Tyler Compton
 2014 - Tyler Compton, Josh Mann

NFF Honor Society

2023 - Colten Hicks, Zack Kuntz, Luke Lindenfeldar, John Morton, Nick Saldiveri, Dominik Soos
 2022 - Stone Smartt, Isaac Weaver, Jordan Young
 2020 - Brad Davis
 2019 - Blake LaRussa, Oshane Ximines
 2018 - Josh Marriner, Bunmi Rotimi, Rob Thompson
 2017 - Tyler Compton
 2016 - Joe Pulisic
 2015 - Josh Mann
 2013 - Jonathan Plisco
 2012 - Ronnie Cameron, Thomas DeMarco

CAA All-Academic Team

2011

Jakwail Bailey
 Kai Blanco
 Jagger Blehm
 David Born
 Ronnie Cameron
 Thomas DeMarco
 Neal-Anthony Hale
 Taylor Heinicke
 Dorian Jackson
 Ryan Jensen
 Chad King
 Josh Mann
 Bryan Morrison
 Wes Moulton
 Jonathan Plisco

2012

Jakwail Bailey
 Kai Blanco
 David Born
 Chris Burnette
 Phil Dickens
 Taylor Heinicke
 Josh Mann
 Anderson Miller
 Jonathan Plisco
 Andre Simmons



Devin Brandt-Epps

Malcolm Britt

Obie Sanni

Accolades

Players of the Week

SUN BELT DEFENSIVE PLAYER OF THE WEEK

10/17/22 - Tre Hawkins
9/5/22 - Jason Henderson

CONFERENCE USA OFFENSIVE PLAYER OF THE WEEK

11/29/21 - Ali Jennings
9/23/18 - Blake LaRussa
11/13/17 - Ray Lawry
11/21/16 - David Washington
9/7/15 - Ray Lawry
10/19/15 - Zach Pascal
9/20/14 - Taylor Heinicke

CONFERENCE USA DEFENSIVE PLAYER OF THE WEEK

11/15/21 - Jason Henderson
9/21/19 - Keion White
9/23/18 - Oshane Ximines
11/14/16 - TJ Ricks
9/12/16 - Anthony Wilson
10/19/15 - TJ Ricks
11/16/15 - Fellonte Misher
9/13/14 - D.J. Simon

CHUCK BEDNARIK AWARD SEMIFINALIST

Jason Henderson

DOAK WALKER NATIONAL RUNNING BACK OF THE WEEK

10/17/22 - Blake Watson

RAY'S EIGHT NATIONAL PUNTER OF THE WEEK FINALIST

11/14/22 - Ethan Duane
11/7/22 - Ethan Duane
10/3/22 - Ethan Duane
9/5/22 - Ethan Duane

CONFERENCE USA SPECIAL TEAMS PLAYER OF THE WEEK

11/15/21 - R'Tarriun Johnson
11/1/21 - Nick Rice
11/19/18 - Nick Rice
11/12/18 - Isaiah Harper
10/22/18 - Isaiah Harper
10/30/17 - Isaiah Harper

REVEAL SUITS NATIONAL TEAM OF THE WEEK

9/23/18 - vs. Virginia Tech

ATHLON SPORTS NATIONAL TEAM OF THE WEEK

9/23/18 - vs. Virginia Tech

DODD TROPHY COACH OF THE WEEK

9/23/18 - Bobby Wilder

WALTER CAMP NATIONAL PLAYER OF THE WEEK

9/23/18 - Blake LaRussa

ATHLON SPORTS NATIONAL PLAYER OF THE WEEK

9/23/18 - Blake LaRussa

COLLEGE SPORTS MADNESS NATIONAL PLAYER OF THE WEEK

9/23/18 - Blake LaRussa

CAA PLAYERS OF THE WEEK

9/3/12 - Taylor Heinicke
9/17/12 - Taylor Heinicke
9/24/12 - Taylor Heinicke
9/12/11 - Colby Goodwyn

CAA ROOKIE OF THE WEEK

9/5/11 - Antonio Vaughan
10/3/11 - Taylor Heinicke
10/31/11 - Taylor Henicke
11/7/11 - Taylor Heinicke

CAA SPECIAL TEAMS PLAYER OF THE WEEK

11/12/12 - Antonio Vaughan
10/3/11 - Jakwail Bailey

CAA DEFENSIVE PLAYER OF THE WEEK

11/14/11 - Eriq Lewis



Taylor Heinicke

Blake LaRussa

Colby Goodwyn

Post-Season Honors

Senior All-Star Games

REESE'S SENIOR BOWL

Travis Fulgham - 2019
Oshane Ximines - 2019
Nick Saldiveri - 2023

EAST-WEST SHRINE GAME

Taylor Heinicke - 2015
Ray Lawry - 2018
Jonathan Duhart - 2019

NFLPA COLLEGIATE BOWL

D.J. Morrell - 2014
Zach Pascal - 2017

SPIRAL TROPICAL BOWL

TJ Ricks - 2017
Isaiah Harper - 2019
Tony Barnett - 2020
Roger Cray - 2022
Joe Joe Headen - 2022
Marcus Haynes - 2023
R'Tarriun Johnson - 2023

COLLEGE GRIDIRON SHOWCASE

Rick Lovato - 2015
Rashaad Coward - 2017
Brandon Addison - 2018
Tobias Harris - 2023
Tyran Hunt - 2023

HULA BOWL

Tre Hawkins - 2023

PLAYERS ALL-STAR CLASSIC:

Ronnie Cameron - 2011

CASINO DEL-SOL ALL-STAR GAME

Ronnie Cameron - 2012

FCS SENIOR SCOUT BOWL


Chad King - 2011
Edmon McClam - 2011

TEXAS VS. THE NATION SENIOR ALL-STAR GAME

Craig Wilkins - 2013



Nick Saldiveri



Oshane Ximines



Travis Fulgham

All-Time Results

2009 (9-2 Overall; FCS Independent)
Home: 6-1; Away: 3-1

Date	Opponent	Score	H/A	Attend
9/5	CHOWAN	W, 36-21	H	19782
9/12	VIRGINIA UNION	W, 49-17	H	19782
9/19	Jacksonville	W, 28-27	A	5023
9/26	MONMOUTH	L, 31-28	H	19782
10/3	Fordham	L, 34-29	A	3673
10/10	PRESBYTERIAN	W, 34-16	H	19782
10/17	CAMPBELL	W, 28-17	H	19782
10/24	Savannah State	W, 38-17	A	2743
10/31	GEORGETOWN	W, 31-10	H	19782
11/7	N.C. CENTRAL	W, 42-28	H	19782
11/21	VMI	W, 42-35	A	8132

HEAD COACH: Bobby Wilder
CAPTAINS: Tobin Cameron, Drew Hareza, Chad King, Craig Wilkins

2010 (8-3 Overall; FCS Independent)
Home: 4-3; Away: 4-0

Date	Opponent	Score	H/A	Attend
9/4	JACKSONVILLE	L, 35-25	H	19782
9/11	CAMPBELL	W, 44-13	A	5462
9/18	#12/13 WILLIAM & MARY	L, 21-17	H	19782
9/25	Monmouth	W, 35-21	A	1580
10/2	GARDNER-WEBB	W, 14-7	H	19782
10/9	CAL POLY	L, 50-37	H	19782
10/23	GEORGIA STATE	W, 34-20	H	19782
10/30	Hampton	W, 28-14	A	8605
11/6	SAVANNAH STATE	W, 57-9	H	19782
11/13	VMI	W, 45-28	H	19782
11/20	N.C. Central	W, 33-21	A	4107

HEAD COACH: Bobby Wilder
CAPTAINS: Ronnie Cameron, Thomas DeMarco, Deron Mayo, Craig Wilkins
FINAL RANKING: RV - TSN/RV - FCS Coaches

2011 (10-3 Overall; 6-2 CAA)
Home: 6-1; Away: 4-2

Date	Opponent	Score	H/A	Attend
9/3	CAMPBELL	W, 41-14	H	19818
9/10	Georgia State	W, 40-17	A	11701
9/17	HAMPTON	W, 45-42	H	19818
9/24	#7/6 Delaware	L, 27-17	A	16789
10/1	MASSACHUSETTS	W, 48-33	H	19818
10/8	Rhode Island	W, 31-23	A	4026
10/15	#17/23 TOWSON	L, 39-35	H	19818
10/22	Villanova	W, 37-14	A	7471
10/29	#9/10 JAMES MADISON	W, 23-20	H	19818
11/5	RICHMOND	W, 42-28	H	19818
11/12	William and Mary	W, 35-31	A	12259
11/26	#19 NORFOLK STATE	W, 35-18	H	19818
12/3	#3/4 Georgia Southern!	L, 55-48	A	13226

§ - First Round FCS Playoffs - Norfolk, Va.
! - Second Round FCS Playoffs - Statesboro, Ga.

HEAD COACH: Bobby Wilder
CAPTAINS: Ronnie Cameron, Thomas DeMarco, Jonathan Plisco, Craig Wilkins
FINAL RANKING: #10- TSN/#10 - FCS Coaches

2012 (11-2 Overall; 7-1 CAA)
Home: 6-2; Away: 5-0

Date	Opponent	Score	H/A	Attend
9/1	Duquesne	W, 57-23	H	19818
9/8	Hampton	W, 45-7	A	5500
9/15	Campbell	W, 70-14	H	20068
9/22	#18 New Hampshire	W, 64-61	H	20068

9/29	Richmond	W, 45-37	A	8700
10/13	Villanova	L, 38-14	H	20068
10/20	#18 Towson	W, 31-20	A	7817
10/27	#20 Delaware	W, 31-26	H	20068
11/3	Georgia State	W, 53-27	A	12293
11/10	William and Mary	W, 41-31	H	20068
11/17	#13 James Madison	W, 38-28	A	23051
12/1	Coastal Carolina	W, 63-35	H	20068
12/8	#6 Georgia Southern!	L, 49-35	H	20068

§ - Second Round FCS Playoffs - Norfolk, Va.
! - Quarterfinals FCS Playoffs - Norfolk, Va.

HEAD COACH: Bobby Wilder
CAPTAINS: Chris Burnette, Taylor Heinicke, Craig Wilkins
FINAL RANKING: #6- TSN/#6 - FCS Coaches

2013 (8-4 Overall; FBS Transition)
Home: 6-0; Away: 2-4

Date	Opponent	Score	H/A	Attend
8/31	East Carolina	L, 52-38	A	44,597
9/7	Maryland	L, 47-10	A	38,377
9/14	HOWARD	W, 76-19	H	20,118
9/21	THE CITADEL	W, 59-58	H	20,118
9/28	ALBANY	W, 66-10	H	20,118
10/5	LIBERTY	W, 21-17	H	20,118
10/19	Pittsburgh	L, 35-24	A	38,462
10/26	Norfolk State	W, 27-24	A	11,308
11/2	RHODE ISLAND	W, 66-14	H	20,118
11/9	Idaho	W, 59-38	A	14,489
11/16	CAMPBELL	W, 42-14	H	20,118
11/23	North Carolina	L, 80-20	A	41,500

HEAD COACH: Bobby Wilder
CAPTAINS: Taylor Heinicke, Nate Barnes, Jack Lowney, Andre Simmons

2014 (6-6 Overall; 4-4 C-USA)
Home: 4-2; Away: 2-4

Date	Opponent	Score	H/A	Attend
8/30	HAMPTON	W, 41-28	H	20118
9/6	NC State	L, 46-34	A	55390
9/13	EASTERN MICHIGAN	W, 17-3	H	20118
9/20	Rice	W, 45-42	A	17558
9/26	MIDDLE TENNESSEE	L, 41-28	H	20118
10/4	MARSHALL	L, 56-14	H	20118
10/11	UTEP	L, 42-35	A	25509
10/25	WKU	L, 66-51	A	17886
11/1	Vanderbilt	L, 42-28	A	28966
11/8	FIU	W, 38-35	H	20118
11/22	LOUISIANA TECH	W, 30-27	OTH	20118
11/29	FAU	W, 31-28	A	9566

HEAD COACH: Bobby Wilder
CAPTAINS: Taylor Heinicke, Josh Mann, Eriq Lewis, Andre Simmons, Antonio Vaughan

2015 (5-7 Overall; 3-5 C-USA)
Home: 3-4; Away: 2-3

Date	Opponent	Score	H/A	Attend
9/5	Eastern Michigan	W, 38-34	A	6474
9/12	Norfolk State	W, 24-10	H	20118
9/19	NC State	L, 38-14	H	20118
9/26	Appalachian State	L, 49-0	H	20118
10/3	Marshall	L, 27-7	A	18473
10/17	Charlotte	W, 37-34	H	20118
10/24	FIU	L, 41-12	A	17961
10/31	WKU	L, 55-30	H	20118
11/7	UTSA	W, 36-31	A	19586
11/14	UTEP	W, 31-21	H	20118
11/21	Southern Miss	L, 56-31	A	29568
11/28	Florida Atlantic	L, 33-31	H	20118

All-Time Results

HEAD COACH: Bobby Wilder

CAPTAINS: On a game-by-game basis

**2016 (10-3 Overall; 7-1 C-USA)
Home: 6-0; Away: 3-3; Neutral: 1-0**

Date	Opponent	Score	H/A	Attend
9/4	Hampton	W, 54-21	H	20118
9/10	Appalachian State	L, 31-7	A	23374
9/17	NC State	L, 49-22	A	57810
9/24	UTSA	W, 33-19	H	20118
10/1	Charlotte	W, 52-17	A	12589
10/7	UMass	W, 36-16	H	20118
10/22	WKU	L, 59-24	A	18676
10/29	UTEP	W, 31-21	A	19254
11/5	Marshall	W, 38-14	H	20118
11/12	Southern Miss	W, 51-35	H	20118
11/19	Florida Atlantic	W, 42-24	A	5843
11/26	FIU	W, 42-28	H	20118
12/23	Eastern Michigan!	W, 24-20	N	13422

! Popeyes Bahamas Bowl - Nassau, Bahamas

HEAD COACH: Bobby Wilder

CAPTAINS: Rashaad Coward, Zach Pascal, TJ Ricks, David Washington

**2017 (5-7 Overall; 3-5 C-USA)
Home: 3-3; Away: 2-4**

Date	Opponent	Score	H/A	Attend
9/2	Albany	W, 31-17	H	20118
9/9	UMass	W, 17-7	A	9028
9/16	North Carolina	L, 53-23	H	20118
9/23	#13 Virginia Tech	L, 38-0	A	65632
10/7	Florida Atlantic	L, 58-28	H	20118
10/14	Marshall	L, 35-3	A	26097
10/20	WKU	L, 35-31	H	20118
10/28	North Texas	L, 45-38	A	18872
11/4	Charlotte	W, 6-0	H	20118
11/11	FIU	W, 37-30	A	17127
11/18	Rice	W, 24-21	H	20118
11/25	Middle Tennessee	L, 41-10	A	10128

HEAD COACH: Bobby Wilder

CAPTAINS: Brandon Addison, Jonathan Duhart, Bunmi Rotimi, Oshane Ximines

**2018 (4-8 Overall; 2-6 C-USA)
Home: 3-3; Away: 1-5**

Date	Opponent	Score	H/A	Attend
9/1	Liberty	L, 52-10	A	20425
9/8	FIU	L, 28-20	H	19243
9/13	Charlotte	L, 28-25	A	8204
9/22	#13 Virginia Tech	W, 49-35	H	20532
9/29	East Carolina	L, 37-35	A	35047
10/6	Florida Atlantic	L, 52-33	A	18204
10/13	Marshall	L, 42-20	H	20118
10/20	WKU	W, 34-31	A	13269
10/27	Middle Tennessee	L, 51-17	H	19725
11/10	North Texas	W, 34-31	H	18062
11/17	VMI	W, 77-14	H	20118
11/24	Rice	L, 27-13	A	18083

HEAD COACH: Bobby Wilder

CAPTAINS: Isaiah Harper, Oshane Ximines

2019 (1-11 Overall; 0-8 C-USA)

Home: 1-5; Away: 0-6

Date	Opponent	Score	H/A	Attend
8/31	Norfolk State	W, 24-21	H	21944
9/7	at Virginia Tech	L, 31-17	A	57282
9/21	at Virginia	L, 28-17	A	44573
9/28	East Carolina	L, 24-21	H	18643
10/5	WKU	L, 20-3	H	18405
10/12	at Marshall	L, 31-17	A	18351
10/19	at UAB	L, 38-14	A	19511
10/26	Florida Atlantic	L, 41-3	H	17744
11/2	at FIU	L, 24-17	A	14644
11/9	UTSA	L, 24-23	H	16297
11/23	at Middle Tennessee	L, 38-17	A	9806
11/30	Charlotte	L, 38-22	H	16369

HEAD COACH: Bobby Wilder

CAPTAINS: Lawrence Garner, Isaac Weaver

2021 (6-7 Overall; 5-3 C-USA)

Home: 4-2; Away: 2-4; Neutral: 0-1

Date	Opponent	Score	H/A	Attend
9/3	Wake Forest	L, 42-10	A	25673
9/11	Hampton	W, 47-7	H	18363
9/18	Liberty	L, 45-17	A	18471
9/25	Buffalo	L, 35-34	H	18197
10/2	UTEP	L, 28-21	A	11025
10/9	Marshall	L, 20-13 OT	A	24172
10/16	WKU	L, 43-20	H	16418
10/30	Louisiana Tech	W, 23-20	H	13309
11/6	FIU	W, 47-24	A	0
11/13	Florida Atlantic	W, 30-16	H	13634
11/20	Middle Tennessee	W, 24-17	A	9606
11/27	Charlotte	W, 56-34	H	15874
12/20	Tulsa!	L, 30-17	N	6557

! Myrtle Beach Bowl

HEAD COACH: Ricky Rahne

CAPTAINS: Nick Rice, Isaac Weaver, Jordan Young

2022 (3-9 Overall; 2-6 SBC)

Home: 2-4; Away: 1-5

Date	Opponent	Score	H/A	Attend
9/2	Virginia Tech	W, 20-17	H	21944
9/10	East Carolina	L, 39-21	A	36853
9/17	Virginia	L, 16-14	A	40556
9/24	Arkansas State	W, 29-26	H	20655
10/1	Liberty	L, 38-24	H	18368
10/15	Coastal Carolina	W, 49-21	A	16814
10/22	Georgia Southern	L, 28-23	H	20162
10/29	Georgia State	L, 31-17	A	16203
11/5	Marshall	L, 12-0	H	18327
11/12	James Madison	L, 37-3	H	21934
11/19	App State	L, 27-14	A	32096
11/26	South Alabama	L, 27-20	A	11407

HEAD COACH: Ricky Rahne

CAPTAINS: BR Hatcher, Zack Kuntz, Nick Saldiveri

All-Time Record vs. Opponents

ATLANTIC COAST CONFERENCE (2-12)

MARYLAND	0-1		
Date	Score	H/A	Attend
9/7/13	L, 47-10	A	38,377

*Joined Big 10 in 2014

PITTSBURGH	0-1		
Date	Score	H/A	Attend
10/19/13	L, 35-24	A	38,462

NORTH CAROLINA	0-2		
Date	Score	H/A	Attend
11/23/13	L, 80-20	A	41500
9/16/17	L, 53-23	H	20118

NC STATE	0-3		
Date	Score	H/A	Attend
9/6/14	L, 46-34	A	55390
9/19/15	L, 38-14	H	20118
9/17/16	L, 49-22	A	57810

VIRGINIA TECH	2-2		
Date	Score	H/A	Attend
9/23/17	L, 38-0	A	65632
9/22/18	W, 49-35	H	20532
9/7/19	L, 31-17	A	57282
9/2/22	W, 20-17	H	21944

VIRGINIA	0-2		
Date	Score	H/A	Attend
9/21/19	L, 28-17	A	44573
9/17/22	L, 16-14	A	40556

Wake Forest	0-1		
Date	Score	H/A	Attend
9/2/21	L, 42-10	A	25673

BIG SOUTH (10-0)

HAMPTON	5-0		
Date	Score	H/A	Attend
10/30/10	W, 28-14	A	8605
9/17/11	W, 45-42	H	19818
9/8/12	W, 45-7	A	5500
8/30/14	W, 41-28	H	20118
9/4/16	W, 54-21	H	20118
9/11/21	W, 47-7	H	18363*

*Joined the Big South in 2017

PRESBYTERIAN	1-0		
Date	Score	H/A	Attend
10/10/09	W, 34-16	H	19782

VMI	3-0		
Date	Score	H/A	Attend
11/21/09	W, 42-35	A	8132
11/13/10	W, 45-28	H	19782
11/17/18	W, 77-14	H	20118

GARDNER-WEBB	1-0		
Date	Score	H/A	Attend
10/2/10	W, 14-7	H	19782

AMERICAN ATHLETIC CONFERENCE (0-5)

EAST CAROLINA	0-4		
Date	Score	H/A	Attend
8/31/13*	L, 52-38	A	44597
9/28/18	L, 37-35	A	35047
9/28/19	L, 24-21	H	18643
9/10/22	L, 39-21	A	36853

*Joined AAC in 2014

TULSA	0-1		
Date	Score	H/A	Attend
12/20/21	L, 30-17	N	6557*

*Myrtle Beach Bowl

BIG SKY (0-1)

CAL POLY	0-1		
Date	Score	H/A	Attend
10/9/10	L, 50-37	H	19782

*Joined BIG SKY in 2012; Great West prior

CONFERENCE USA (23-25)

RICE	2-1		
Date	Score	H/A	Attend
9/20/14	W, 45-42	A	17558
11/18/17	W, 24-21	H	20118
11/24/18	L, 27-13	A	18083

MIDDLE TENNESSEE	1-4		
Date	Score	H/A	Attend
9/26/14	L, 41-28	H	20118
11/25/17	L, 41-10	A	10128
10/27/18	L, 51-17	H	19725
11/23/19	L, 38-17	A	9806
11/27/21	W, 24-17	A	9606

UTEP	2-2		
Date	Score	H/A	Attend
10/11/14	L, 42-35	A	25509
11/14/15	W, 31-21	H	20118
10/29/16	W, 31-21	A	19254
10/2/21	L, 28-81	A	11025

WKU	1-6		
Date	Score	H/A	Attend
10/25/14	L, 66-51	A	17886
10/31/15	L, 55-30	H	20118
10/22/16	L, 59-24	A	18676
10/20/17	L, 35-31	H	20118
10/20/18	W, 37-34	A	13269
10/5/19	L, 20-3	H	18405
10/16/21	L, 43-20	H	16418

FIU	4-3		
Date	Score	H/A	Attend
11/8/14	W, 38-35	H	20118
10/24/15	L, 41-12	A	17961
11/26/16	W, 42-28	H	20118
11/11/17	W, 37-30	A	17127
9/8/18	L, 28-20	H	19243
11/2/19	L, 24-17	A	14644
11/6/21	W, 47-24	A	0

LOUISIANA TECH	2-0		
Date	Score	H/A	Attend
11/22/14	W, 30-27 OT	H	20118
10/30/21	W, 23-20	H	13309

FAU	3-4		
Date	Score	H/A	Attend
11/29/14	W, 31-28	A	9566
11/28/15	L, 33-31	H	20118
11/19/16	W, 42-24	A	5843
10/7/17	L, 58-28	H	20118
10/6/18	L, 52-33	A	18204
10/26/19	L, 41-3	H	17744
11/13/21	W, 30-16	H	13634

SOUTHERN MISS	1-1		
Date	Score	H/A	Attend
11/21/15	L, 56-31	A	29568
11/12/16	W, 51-35	H	20118

All-Time Record vs. Opponents (Cont.)

UTSA		2-1	
Date	Score	H/A	Attend
11/7/15	W, 36-31	A	19586
9/24/16	W, 33-19	H	20118
11/9/19	L, 24-23	H	16297

NORTH TEXAS		1-1	
Date	Score	H/A	Attend
10/28/17	L, 45-38	A	18872
11/10/18	W, 34-31	H	18062

CHARLOTTE		4-2	
Date	Score	H/A	Attend
10/17/15	W, 37-34	H	20118
10/1/16	W, 52-17	A	12589
11/4/17	W, 6-0	H	20118
9/13/18	L, 28-25	A	8204
11/30/19	L, 38-22	H	16369
11/27/21	W, 56-34	H	15874

COLONIAL ATHLETIC ASSOCIATION (12-4)

ALBANY		2-0	
Date	Score	H/A	Attend
9/28/13	W, 66-10	H	20118
9/2/17	W, 31-17	H	20118

DELAWARE		1-1	
Date	Score	H/A	Attend
9/24/11	L, 27-17	A	16789
10/27/12	W, 31-26	H	20068

NEW HAMPSHIRE		1-0	
Date	Score	H/A	Attend
9/22/12	W, 64-61	H	20068

RICHMOND		2-0	
Date	Score	H/A	Attend
11/5	W, 42-28	H	19818
9/29/12	W, 45-37	A	8700

RHODE ISLAND		2-0	
Date	Score	H/A	Attend
10/8/11	W, 31-23	A	4026
11/2/13	W, 66-14	H	20118

TOWSON		1-1	
Date	Score	H/A	Attend
10/15/11	L, 39-35	H	19818
10/20/12	W, 31-20	A	7817

VILLANOVA		1-1	
Date	Score	H/A	Attend
10/22/11	W, 37-14	A	7471
10/13/12	L, 38-14	H	20068

WILLIAM & MARY		2-1	
Date	Score	H/A	Attend
9/18/10	L, 21-17	H	19782
11/12/11	W, 35-31	A	12259
11/10/12	W, 41-31	H	20068

FBS INDEPENDENT (4-3)

MASSACHUSETTS *		3-0	
Date	Score	H/A	Attend
10/1/11	W, 48-33	H	19818
10/7/16	W, 36-16	H	20118
9/9/17	W, 17-7	A	9028

* Joined MAC in 2012; CAA Prior; Independent in 2016

LIBERTY		1-3	
Date	Score	H/A	Attend
10/5/13*	W, 21-17	H	20118
9/1/18	L, 52-10	A	20425
9/18/21	L, 45-17	A	18363
10/1/22	L, 38-24	H	18368

*Member of Big South in 2013
FBS Independent in 2018

MEAC (9-0)

SAVANNAH STATE		2-0	
Date	Score	H/A	Attend
10/24/09	W, 38-17	A	2743
11/6/10	W, 57-9	H	19782

NORTH CAROLINA CENTRAL		2-0	
Date	Score	H/A	Attend
11/7/09	W, 42-28	H	19782
11/20/10	W, 33-21	A	4107

HOWARD		1-0	
Date	Score	H/A	Attend
9/14/13	W, 76-19	H	20118

NORFOLK STATE		4-0	
Date	Score	H/A	Attend
11/26/11	W, 35-18	H	19818
10/26/13	W, 27-24	A	11308
9/12/15	W, 24-10	H	20118
8/31/19	W, 24-21	H	21944

NORTHEAST CONFERENCE (2-1)

MONMOUTH		1-1	
Date	Score	H/A	Attend
9/26/09	L, 31-28	H	19782
9/25/10	W, 35-21	A	1580

DUQUESNE		1-0	
Date	Score	H/A	Attend
9/1/12	W, 57-23	H	19818

MID-AMERICA CONFERENCE (3-1)

BUFFALO		0-1	
Date	Score	H/A	Attend
9/25/21	L, 35-34	H	18197

EASTERN MICHIGAN		3-0	
Date	Score	H/A	Attend
9/13/14	W, 17-3	H	20118
9/5/15	W, 38-34	A	6474
12/23/16	W, 24-20	N	13422

PATRIOT LEAGUE (1-1)

FORDHAM		0-1	
Date	Score	H/A	Attend
10/3/09	L, 34-29	A	3673

GEORGE TOWN		1-0	
Date	Score	H/A	Attend
10/31/09	W, 31-10	H	19782

PIONEER LEAGUE (6-1)

JACKSONVILLE		1-1	
Date	Score	H/A	Attend
9/19/09	W, 28-27	A	5023
9/4/10	L, 25-35	H	19782

All-Time Record vs. Opponents (Cont.)

CAMPBELL		5-0	
Date	Score	H/A	Attend
10/17/09	W, 28-17	H	19782
9/11/10	W, 44-13	A	5462
9/3/11	W, 41-14	H	19818
9/15/12	W, 70-14	H	20068
11/16/13	W, 42-14	H	20118

@Sun Belt Conference game; first two meetings in CAA

SOUTH ALABAMA		0-1	
Date	Score	H/A	Attend
11/26/22	L, 27-20	A	11407

DIVISION II (2-0)

CHOWAN:		1-0	
Date	Score	H/A	Attend
9/5/09	W, 36-21	H	19782

VIRGINIA UNION:		1-0	
Date	Score	H/A	Attend
9/12/09	W, 49-17	H	19782

SOUTHEASTERN CONFERENCE (0-1)

VANDERBILT		0-1	
Date	Score	H/A	Attend
11/1/14	L, 42-28	A	28966

SOUTHERN CONFERENCE (1-0)

THE CITADEL		1-0	
Date	Score	H/A	Attend
9/21/13	W, 59-58	H	20118

SUN BELT CONFERENCE (10-16)

APPALACHIAN STATE		0-3	
Date	Score	H/A	Attend
9/26/15	L, 49-0	H	20118
9/10/16	L, 31-7	A	23374
11/19/22	L, 27-14	A	32096

COASTAL CAROLINA		2-0	
Date	Score	H/A	Attend
12/1/12	W, 63-35@	H	20068
10/15/22	W, 49-21	A	16814

@Coastal Carolina was a member of the Big South

ARKANSAS STATE		1-0	
Date	Score	H/A	Attend
9/24/22	W, 29-26	H	20655

GEORGIA SOUTHERN		0-3	
Date	Score	H/A	Attend
2/3/11	L, 55-48^	A	13226
12/8/12	L, 49-35^	H	20068
10/22/22	L, 28-23	H	20162

^Georgia Southern played in the Southern Conference

GEORGIA STATE		3-1	
Date	Score	H/A	Attend
10/23/10	W, 34-20	H	19782
9/10/11	W, 40-17	A	11701
11/3/12	W, 53-27	A	12293
10/29/22	L, 31-17§	A	16203

* Joined CAA in 2012; FCS Independent Prior; § Sun Belt game

IDAHO		1-0	
Date	Score	H/A	Attend
11/9/13	W, 59-38	A	14489

MARSHALL		1-7	
Date	Score	H/A	Attend
10/4/14	L, 56-14	H	20118
10/3/15	L, 27-7	A	18743
11/5/16	W, 38-14	H	20118
10/14/17	L, 35-3	A	26097
10/13/18	L, 42-20	H	20118
10/12/19	L, 31-17	A	18351
10/9/21	L, 20-13 OT	A	24172
11/5/22	L, 12-0*	H	18327

*Joined the Sun Belt after first seven meetings in C-USA

JAMES MADISON		2-1	
Date	Score	H/A	Attend
10/29/11	W, 23-20	H	19818
11/17/12	W, 38-28	A	23051
11/12/22	L, 37-3@	H	21934

NFL DRAFT



Another first was checked off the box for the Old Dominion University football program, as Oshane Ximines and Travis Fulgham were selected in the 2019 NFL Draft. Ximines became the first Monarch drafted, going 95th overall in the third round by the New York Giants. Fulgham was taken in the sixth round, No. 184 by the Detroit Lions. ODU was one of nine Group of Five schools to have multiple players selected in the draft.

The draft is just another first notched by Ximines and Fulgham, as they were the first two Monarchs to play in the Reese's Senior Bowl, and the first ODU teammates to participate at the NFL Combine.

C-USA 2019 Draftees

Player	Round	Overall	NFL Team	School
Devin Singletary	3rd	75	Buffalo Bills	FAU
Nate Davis	3rd	82	Tennessee Titans	Charlotte
Jaylon Ferguson	3rd	85	Baltimore Ravens	LA Tech
Oshane Ximines	3rd	95	New York Giants	ODU
Travis Fulgham	6th	184	Detroit Lions	ODU
Kerrith Whyte	7th	222	Chicago Bears	FAU

NFL DRAFT



Nick Saldiveri



Tre Hawkins III



Zack Kuntz

ODU set a record with three players taken in the 2023 NFL Draft. The three players were the most by a Sun Belt team but also the most of any Group of Five program. The trio of Monarchs take were more than Virginia (one) and Virginia Tech (combined).

All three players selected for the first of their position group as a Monarch. Nick Saldiveri was a three-year starter at right tackle and a two-time all-conference selection. He was the first player nabbed on the third day of the draft by the New Orleans Saints.

Tre Hawkins was a two-year starter at cornerback for the Monarchs, starting 25 consecutive games. He was named the Sun Belt Defensive Player of the Week for his performance in ODU's win at Coastal Carolina, when he recorded 10 tackles, a forced fumble and fumble recovery.

Zack Kuntz finished second in the country in receptions by a tight end in 2021 but only played five games in 2022 due to injury. He had 12 catches for 144 yards and two scores in 2022, including the game-winner in the victory over Arkansas State.

Sun Belt Conference 2023 Draftees

Player	Round	Overall	NFL Team	School
Nick Saldiveri	4	103	New Orleans Saints	Old Dominion
Jake Andrews	4	107	New England Patriots	Troy
Darrell Luter Jr.	5	155	San Francisco 49ers	South Alabama
Nick Hampton	5	161	Los Angeles Rams	App State
Eric Scott Jr.	6	178	Dallas Cowboys	Southern Miss
Tre Hawkins III	6	209	New York Giants	Old Dominion
Zack Kuntz	7	220	New York Jets	Old Dominion
Cooper Hodges	7	226	Jacksonville Jaguars	App State
Andre Jones	7	233	Washington Commanders	Louisiana

Monarchs In The Pros

All-Time NFL Monarchs (have been on a training camp roster, 53-man or practice squad)

Player	Team	Year(s)
Daniel Appouh	Oakland Raiders	2019
Brandon Addison	Philadelphia Eagles	2019
Chris Burnette	Miami Dolphins	2013
Ronnie Cameron	Chicago Bears, Cleveland Browns, Philadelphia Eagles	2012
Rashaad Coward	Bears, Pittsburgh Steelers, Atlanta Falcons, Texans	2017-Present
Thomas DeMarco	BC Lions, Ottawa RedBlacks (CFL)	2012-16
Jeremy Cox	LA Chargers, Denver Broncos, Houston Roughnecks (XFL)	2019-Present
Jonathan Duhart	Detroit Lions	2019
Travis Fulgham	Lions, Dolphins, Eagles, Packers	2019-Present
Isaiah Harper	LA Rams	2019
Tre Hawkins	New York Giants	2023
Marcus Haynes	Denver Broncos	2023
Taylor Heinicke	Vikings, Patriots, Texans, Panthers, Commanders, Falcons	2015-Present
Tyran Hunt	Memphis Showboats (USFL)	2023
Zack Kuntz	New York Jets	2023
Ray Lawry	Cincinnati Bengals, Kansas City Chiefs	2019
Rick Lovato	Bears, Packers, Eagles	2015-Present
Josh Mann	Jacksonville Jaguars	2017
Deron Mayo	Calgary Stampeders (CFL)	2011-17
Edmon McClam	Detroit Lions, Philadelphia Eagles	2011-13
D.J. Morrell	Detroit Lions, Rams, Buffalo Bills	2014-15
Reggie Owens	Buffalo Bills	2015
Zach Pascal	Redskins, Titans, Colts, Eagles, Cardinals	2017-Present
Larry Pinkard	Packers, Raiders, Jaguars	2015-18
Bunmi Rotimi	Bears, Commanders, Arlington Renegades	2018-Present
Nick Saldiveri	New Orleans Saints	2023
Stone Smartt	Chargers	2022-Present
Tim Ward	Chiefs, Jets, Roughnecks (XFL)	2017-Present
Isaac Weaver	Chargers	2022-Present
Craig Wilkins	Seattle Seahawks, Calgary Stampeders (CFL)	2012-13
Anthony Wilson	San Francisco 49ers	2017
Melvin Vaughn	Bears	2017
Oshane Ximines	Giants	2019-Present
Jordan Young	Tampa Bay Buccaneers	2022



Rick Lovato

Taylor Heinicke

Zach Pascal

Norfolk Division of William and Mary Football Team • 1930-1941



The 1930 Norfolk Division of W&M football team was the first team in ODU history

- The first ODU football team played in 1930, when Old Dominion was known as the Norfolk Division of William and Mary.
- The first team was coached by Tommy Scott, a Norfolk native and football All-American at VMI. Scott coached a team comprised of local players, many of whom had not played football at the high school level.
- From 1930-35, ODU played its home games at Bain Field but opened Foreman Field in 1936. The first game played at the newly constructed Foreman Field was in 1936 between Virginia and William and Mary.
- In 1941, the team was disbanded for several reasons:
 - A ruling that did not allow the team to use freshman players since it was part of a branch campus.
 - There was a \$10,000 debt as well as poor attendance at games.
 - Many of the players left school to fight in World War II.



In 2010, members of the last Norfolk Division of College of William and Mary football teams were honored during the Monarchs' game against W&M.