

2022

MENARCH

BASEBALL





GENERAL INFORMATION

Location: Norfolk, Va. (23529)
 Nickname: Monarchs
 Founded: 1930
 (as the Norfolk Division of The College of William & Mary)
 Enrollement: 24,670
 School Colors: Slate Blue (PMS 540)
 Silver (PMS 877)
 Light Blue (PMS 283)
 Conference: Conference USA
 President: Brian O. Hemphill (Saint Augustine's)
 Athletic Director: Dr. Wood Selig (Washington & Lee)
 Sr. Woman Administrator: Carolyn Crutchfield
 Faculty Representative: Dr. Stacie Raymer
 Athletic Department Phone: 757-683-3375
 Official Website: ODUSports.com
 Ticket Office Phone: 757-683-4444
 Ticket Office Website: ynottix.com

STADIUM INFORMATION

Home Facility: Bud Metheny Baseball Complex
 Nickname: The Bud
 Year Opened: 1983
 Largest Home Crowd: 2,125, vs. Virginia Tech (Apr. 25, 1984)
 Capacity: 2,500
 Dimensions: LF: 325, LC: 375, CF: 395, RC: 375, RF: 325
 Surface: Outfield/Infield/Mound: Natural
 Homeplate/Basepaths/Backstop: Turf

PROGRAM HISTORY

1st Year of Baseball: 1931
 1st Year of DI Baseball: 1977
 All-Time Record: 1786-1402-13
 All-Time DI Record: 1312-956-4
 NCAA Appearances / 9 / Last: 2021
 Conference Tournament Championships / 5 / Last: 2021 (C-USA)
 Conference Season Championships / Last: 6 / 2000 (CAA)
 2021 Record: 44-16
 2021 C-USA Record / Finish: 22-10 / 4th
 2021 C-USA Tournament: Champions
 2021 NCAA Tournament: No. 1 seed Columbia Regional / (No. 11 overall seed)

ATHLETIC COMMUNICATIONS

Baseball Contact: Assistant Director, Matt Wurzburger
 Office Phone: 757-683-3395
 Cell Phone: 540-392-2711
 Email: mwurzbur@odu.edu
 Secondary Contact: Assistant AD, Eric Bohannon
 Email: ebohanno@odu.edu

2022 COACHING STAFF

Head Coach: Chris Finwood
 Record at ODU: 287-236
 Overall Record: 529-487
 Assistant Coach (Pitching): Mike Marron
 Assistant Coach (Recruiting): Logan Robbins
 Director of Baseball Operations: Adam Wisniewski
 Special Assistant to the Head Coach: Tony Guzzo
 Volunteer Assistant: Tom Scheffler
 Athletic Trainer: Alex Trimble
 Strength Coach: Wayne Adams
 Academic Advisor: Amy Lynch
 Sport Administrator: Ron Moses

2022 TEAM INFORMATION

Letterwinners R/L: 24/6
 Starting Position Players R/L: 8/1
 Starting Pitchers R/L: 2/2
 Total Pitchers R/L: 13/8
 Newcomers: 12

KEY RETURNERS (POSITION)

Player	GP-GS	POS.	AVG	RBI
Carter Trice	58-58	INF	.355	54
Tommy Bell	60-60	INF	.343	49
Andy Garriola	59-59	OF	.318	72
Brock Gagliardi	51-46	C	.316	35
Kenny Levari	60-56	INF	.298	36

KEY STARTING PITCHERS RETURNING

Player	APP-GS	W-L	ERA	K/IP
Nick Pantos	16-11	4-2	4.82	63/56.0
Tommy Gertner	15-15	2-2	4.95	54/56.1

KEY RELIEVERS RETURNING

Player	APP	SV	ERA	K/IP
Jason Hartline	27	3	1.88	60/48.0
Noah Dean	19	9	4.64	44/21.1
Jacob Gomez	17	0	4.75	28/30.1

KEY POSITION PLAYERS LOST

Player	GP-GS	POS.	AVG	RBI
Kyle Battle	59-59	OF	.319	61

KEY PITCHERS LOST

Player	APP-GS	W-L	ERA	K/IP
Hunter Gregory	16-15	8-2	2.95	88/79.1
Ryne Moore	17-14	9-1	3.16	80/85.1
Aaron Holiday	20-1	4-2	3.21	43/28.0



OLD DOMINION UNIVERSITY

Old Dominion University is Virginia's forward-focused research university with rigorous academics, an energetic residential community, entrepreneurial research and collaboration, and initiatives that contribute nearly \$2.1 billion to the economy. Located along the Elizabeth River in Norfolk, Virginia, the ODU campus boasts state-of-the-art academic facilities, 14 residence halls and amenities such as the Student Recreation Center.

Our Monarchs can choose from over 120 undergraduate programs, over 130 graduate programs at the master's, education specialist and doctoral levels and a wealth of certificate and professional development programs. They learn from experts in their chosen field, as our award-winning faculty bring their real-world expertise to classrooms that foster innovation and collaboration. Student success lives at the heart of the Monarch experience. Monarchs have full access to services such as academic advising, peer mentoring and subject-specific resource centers. The Learning Commons at Perry Library provides students with 24/5 study space, computing resources, teamwork spaces and even presentation practice rooms. Students can begin planning their future with our comprehensive career development services or forge their own path by engaging with the Strome Entrepreneurial Center.

Old Dominion University began its tradition of excellence when it was founded in 1930 by the College of William and Mary, the second oldest university in the United States. Established as an extension of William and Mary in Williamsburg, Virginia, and Virginia Polytechnic Institute in Blacksburg, Virginia, Old Dominion began educating teachers and engineers. The two-year school rapidly evolved into a four-year institution, and was granted independence in 1962 as Old Dominion College.

Considerable growth in enrollment, the expansion of research facilities and preparation for the addition of graduate programs led the Board of Visitors to approve the name change to Old Dominion University. Now Old Dominion is a powerhouse for higher education with six colleges: Arts and Letters, Business and Public Administration, Education, Engineering and Technology, Health Sciences and Sciences. Old Dominion has offered master's degrees since 1964 and Ph.D.s since 1971. The University has achieved designation as a Research University (high research activity) from the Carnegie Foundation for the Advancement of Teaching.

Proud of its past, Old Dominion constantly looks to the future and prides itself on its continually expanding research and teaching programs. An ever-evolving university, Old Dominion is an agent of change for its students, for the region and the nation it serves. Old Dominion is Virginia's forward-focused, public doctoral research university for students from around the world who want a rigorous academic experience in a profoundly multicultural community. Our nationally recognized faculty use real-world expertise and innovative teaching methods to challenge students to achieve their highest goals. Our determined entrepreneurial approach to problem-solving drives cutting-edge research, eminent scholarship and strategic partnerships with government, business, industry, organizations and the arts.

BY THE NUMBERS

Enrollment: 24,286 (19,372 undergraduate; 4,808 graduate)

International: 89 different countries (769 total international students)

Faculty-Staff Ratio: 17-1

Online Programs: More than 100 online programs available through ODUOnline

Student Organizations: 300+ student organizations

Alumni: 160,000+ alumni in all 50 states and 69 countries





Brian O. Hemphill, Ph.D., Old Dominion University's ninth president effective July 1, 2021, is an unwavering champion for access and opportunity, as well as innovation and research, with a deep commitment to forward-focused leadership. President Hemphill is proud to lead ODU with a steadfast dedication to excellence, a firm commitment to accountability and transparency, and - most importantly - a strong focus on student engagement and success. President Hemphill looks forward to expanding existing partnerships and creating new opportunities to advance the institution, the region, and the Commonwealth of Virginia through entrepreneurial and innovative approaches!

A devoted public servant and steward of ODU and the commonwealth, President Hemphill proudly serves on a variety of boards and commissions. He faithfully represents ODU on the national scale with active involvement in the American Association of State Colleges and Universities (AASCU), including the Executive Committee and the Board of Directors, and the National Collegiate Athletic Association Presidential Forum. President

Hemphill is equally dedicated to state and regional engagement through active membership on various councils and committees.

President Hemphill's road to ODU has taken him from the University of Arkansas-Fayetteville, a flagship university, where he served as Associate Vice Chancellor and Dean of Students; to Northern Illinois University, a large, public, research university, where he served as Vice President for Student Affairs and Enrollment Management and Associate Professor for eight years; West Virginia State University, a public, land-grant, research university, where he served as the 10th President and Professor for four years; and, most recently, Radford University, a comprehensive university, where he served as the seventh President and Professor for five years. While at Radford University, President Hemphill built lasting relationships with many entities and officials throughout the commonwealth and beyond as the institution experienced historic growth and success in programmatic diversification and expansion, infrastructure improvements, and philanthropic giving, just to name a few!

President Hemphill earned a Ph.D. in Higher Education Administration and Policy Studies from the University of Iowa, a Master of Science degree in Journalism and Mass Communication from Iowa State University of Science and Technology, and a Bachelor of Arts degree in Organizational Communication from Saint Augustine's University. President Hemphill is a published author with a multitude of writings covering topics related to gun violence and threat preparedness on college campuses; emerging financial concerns affecting the collegiate sphere; STEM (Science, Technology, Engineering, and Mathematics) and economic-related issues pertaining to education; and a myriad of additional scholarly perspectives pertinent to the higher education environment. President Hemphill coedited a book, titled *College in the Crosshairs: An Administrative Perspective on Prevention of Gun Violence*. He is a highly sought-after keynote speaker, guest presenter, and panelist with frequent appearances across the country.

President Hemphill's passion for life and unparalleled commitment to excellence begin at home where he shares his life with his loving and supportive wife, Dr. Marisela Rosas Hemphill, who proudly serves as ODU's First Lady. The Hemphills are the proud parents of energetic, 8-year-old twins, Catalina and Cruz. President Hemphill also has two adult children, 25-year-old Jada, who is a public school teacher in Fort Worth, Texas, and 22-year-old Jordan, who is a graduate student at the University of Iowa. Above all else, President Hemphill cherishes the time he spends with his children who are so very precious to him.



OLD DOMINION ATHLETICS

Old Dominion currently sponsors 17 sports, including men's and women's basketball, golf, soccer, sailing, swimming, and tennis. Men's-only sports include baseball and football. Women's-only sports include field hockey, lacrosse, and rowing.

The Monarchs are an official member of Conference USA, while also serving as affiliate members to the Big East (field hockey), American Athletic Conference (women's lacrosse, rowing), and CCSA (men's swimming).

ODU Athletics owns a rich winning tradition that includes 28 team national championships and four individual national titles. The ODU women's basketball program is responsible for three of those national titles, including the 1979 and 1980 AIAW Championships and the 1985 NCAA Championship.

Old Dominion has particularly been trailblazers in women's collegiate athletics, as ODU was the first school in the Commonwealth of Virginia to initiate scholarship offers for women, doing so in August of 1974. The women's basketball and field hockey programs are the most notable amongst ODU's female programs, as the two programs have combined for 12 national titles.

Not only do the Monarch athletic teams shine, but so do the facilities that they call home. With recent renovations across several facilities and the construction of the Mitchum Basketball Performance Center, Old Dominion boasts some of the top athletic facilities among Power-5 schools.

The L.R. Hill Sports Complex, the home of the ODU football, lacrosse and field hockey programs, has hosted several NCAA and conference field hockey championships, including the 2016 NCAA Field Hockey Championship. The ODU Soccer Complex has hosted the Conference USA Tournament in two of the past four seasons and the Folkes-Stevens Tennis Center has also played host to conference tournaments, as well as several ITA events.

Old Dominion University heralds itself as being a diverse community and the ODU Athletics program follows directly in that path. Across all sports, there are over 50 international student-athletes, representing 30 different nationalities.

In addition, the Old Dominion University Sports Hall of Fame was established to honor outstanding achievements by former student athletes and outstanding contributions by coaches and athletic administrators, while at ODU. The Hall is to exist for the purpose of honoring those individuals and recognizing the importance of their achievements and contributions to the overall enhancement of the reputation of Old Dominion University.

BY THE NUMBERS

32 total national championships (28 team, 4 individual)

100+ First Team All-Americans

1st school in Virginia to offer scholarships for women (1974)

50+ Olympians, spanning 13 different Olympic games

55 team conference championships (17 by women's basketball)





Dr. Camden Wood Selig is in his 12th year as Director of Athletics at Old Dominion University, where his “Championship Effort” philosophy has helped to guide the department as one of the most respected and successful intercollegiate programs in the nation.

During his tenure, Selig has directed the University’s move to Conference USA, overseen the transition of the football program to the FBS level, and led major athletic facility expansion and enhancement for virtually all 18 programs and added women’s volleyball in 2019. Selig is the current Chair of C-USA athletic directors.

One of the most dramatic and gratifying accomplishments for Selig has been the academic success of the 18 teams. Highlights from 2020-21 include:

- 156 student athletes (38%) earned Dean’s List honors with a 3.4 or higher GPA.
- Finished with a 3.31 GPA as an athletics department, the highest in school history
- 71 % of student-athletes recorded at least a 3.0 GPA.

Monarch teams have performed well on the playing fields under Selig, highlighted by:

- Twelve Conference Championships since 2010, including a pair in 2021 from women’s tennis and baseball. The men’s basketball program won its first Conference USA championship in 2019. Men’s soccer earned ODU’s first C-USA title in 2014 and again in 2017 and football’s CAA regular season title in 2012. Women’s lacrosse won its first Atlantic Sun Championship in 2016, while women’s golf won its first conference championship and made their first appearance in the NCAA Championships in 2017. The men’s tennis team won the C-USA Championship in 2018, winning a conference championship for the first time

in 24 years.

•69 Post Season Appearances, led by two consecutive FCS championships appearances by football in 2011 and 2012, a Final Four appearance by field hockey in 2011, four straight NCAA appearances by men’s soccer, the men’s basketball team’s semifinal appearance in the NIT at Madison Square Garden in 2015 and 30 wrestlers qualifying for the NCAA championships since 2010. Men’s basketball played in the NCAA Tournament for the first time since 2011, women’s golf earned an at-large bid to the NCAA Tournament. In 2020-21, the baseball team advanced to the NCAA Regional Final, and the women’s tennis team knocked off Arkansas in the first round of the NCAA Tournament.

In Selig’s tenure there have also been many firsts, or achievements that haven’t been done in a number of years, including:

- The women’s tennis team won the Conference USA Championship for the first time, and its first conference championship since 2001.
- The baseball team won its first C-USA Championship, earned a No. 1 seed at the NCAA Regionals received its highest final ranking, No. 16, in the Top-25 polls (July, 2021).
- First ever football win over a ranked FBS opponent (No. 13 Virginia Tech), and a Power-Five school (Sept. 22, 2018).
- One of three group of five schools to defeat ranked Power-five teams in football and men’s basketball (2018-19).
- Women’s Golf makes the NCAA Tournament three-straight years.
- First ever regular season Top 25 national men’s basketball ranking (Jan. 5, 2015).
- Baseball ranked in the Top 25 nationally for first time since 2007 (May, 2017).
- Football played and won its first ever bowl game. A 24-20 win in the Popeyes Bahamas Bowl over Eastern Michigan (Dec. 23, 2016).
- First ever NCAA Women’s Lacrosse appearance & Conference championship (2016).
- First ever NCAA Women’s Golf appearance & Conference championship (2017).
- Jennie Simms (2017) WBB, first AP All-American since Shareese Grant in 2005 and Jennie Simms first conference player of the year since Lucienne Berthieu in 2002.





ATHLETIC DIRECTOR DR. WOOD SELIG

- Adam Moundir is the first men's tennis player to qualify for the NCAA Singles men's tennis championship since Alex Seleznev in 2006 (May, 2017).
- Chris Mecate and Alexander Richardson both earn wrestling All-American honors in 2015, first time ODU had two All-Americans since 1991.
- Chris Mecate was the first wrestler to earn NCAA All-American honors in back-to-back years since Mike McCarthy in 1976 (2016).
- Men's Soccer won their second Conference USA Championship in four years (November, 2017)
- Men's tennis wins Conference USA Championship. First men's tennis conference championship in 24 years (April, 2018)

One needs only to visit the ODU campus to see Selig's contributions to the growth and improvement of Monarch athletic venues with over \$83 million invested in intercollegiate athletic philosophies. Projects completed and initiated under Selig include:

- ODU opened the \$67.5 million Kornblau Field at S.B. Ballard Stadium on Saturday, Aug. 31 against Norfolk State. The project was completed in nine months. The stadium features comfort seating and the amenities fans look for at a sporting event in the 21st century, including spacious and close to the action seating, a brand new state of the art scoreboard and a variety of new concession stand items, including crab cakes.
 - The Bennett & Blanche Mitchum Basketball Performance Center, a privately funded \$8.4 million state-of-the-art facility, is complete and is the new home of the ODU men's and women's basketball teams.
 - The addition of a \$2.3 million video replay scoreboard, LED ribbon panels, and digital tables for the Ted Constant Convocation Center for the 2015-16 season.
 - The \$600,000 Paul A. Keyes Indoor Hitting Complex, which opened in the fall of 2014.
 - A \$3.5 million expansion in the L.R. Hill Sports Complex, including a new state-of-the-art weight room.
 - Invested \$3.5 million to refurbish the gym in the Jim Jarrett Athletic building into a brand-new home for the ODU volleyball team. The volleyball team will host the Conference USA Tournament in just its second year of existence.
- As collegiate athletic costs continue to rise, Selig has placed a high priority on increasing revenue, with a goal of 10 percent annual growth. Since his arrival in 2010, athletics has exceeded those goals every year:
- Eight-straight years of 100% staff giving to the Old Dominion Athletic Foundation.
 - Total philanthropic gifts to athletics have surpassed \$116 million since 2010-11.
 - Corporate sponsorship revenue facilitated by ODU Sports Properties has generated \$30.8 million in gross revenue since 2010-11.

Hampton Roads Community outreach and support has been a staple under Selig's leadership:

- Selig spearheaded the return of the annual Khedive Shriners' Oyster Bowl game to Foreman Field at S.B. Ballard Stadium in 2011 and helped raise over \$215,000 for the Shriners' Children's Burn Hospital since that time.

Selig spent 11 years directing the Western Kentucky University Hilltopper athletic program, which won 70 Sun Belt Conference championships from 2000-2010 and a national record 19 crowns in two seasons, 2008-2010.

Prior to his stint at WKU, Selig served as the Senior Associate Athletic Director at the University of Virginia from 1988-1999, overseeing external operations his last five years. He began his athletic career as the Director of Ticketing at VCU, where he served from 1985-1988.

Selig was a four year member (2006-2010) of the NCAA Women's Basketball Committee and served as chair for both the Sun Belt Conference Athletic Directors and the Men's Basketball Committees during his tenure at WKU. He has served on the prestigious Division I Championships/Sports Management Cabinet and is currently on the Elizabeth River Trail Board of Directors and serves on the board of the Norfolk Forum and was recently named the groups secretary. He was named the Tom Fergusson Metropolitan Person of the Year award by the Norfolk Sports Club in 2014, symbolic of his impact on the region's sports profile. He recently completed a term on the Board of Trustees at Norfolk Collegiate.

Selig was born in Chapel Hill, North Carolina, and raised in Norfolk, Virginia, where he attended Norfolk Collegiate School. He holds a bachelor's degree in psychology from Washington and Lee University, a master's degree in sports administration from Ohio University and a doctorate in educational leadership from the University of Virginia, with a minor in business from the UVA Darden School of Business.

Selig and his wife Ellen of Annapolis, MD, have three children, Lex, 24, Nick, 22 and Julianna, 17.

Located in southeastern Virginia, Norfolk is a city of approximately 247,000 residents and is the second biggest city in the state, behind neighboring Virginia Beach. Norfolk is the heart and center of the Hampton Roads community, which is comprised of seven cities located in the southeastern portion of the state in the area of the mouth of the Chesapeake Bay. Hampton Roads includes Norfolk, Virginia Beach, Chesapeake, Portsmouth, Newport News, Hampton and Suffolk. Hampton Roads is known for its large military presence, ice-free harbor, shipyards, coal piers, and miles of waterfront property and beaches, all of which contribute to the diversity and stability of the region's economy.

Norfolk is the cultural heart of the Hampton Roads region. In addition to its museums, Norfolk is the principal home for several major performing arts companies. Norfolk also plays host to numerous yearly festivals and parades, mostly at Town Point Park in downtown. The Chrysler Museum of Art, located in the Ghent district, is the region's foremost art museum and is considered by The New York Times to be the finest in the state. Nauticus, the National Maritime Center, opened on the downtown waterfront in 1994. It features hands-on exhibits, interactive theaters, aquaria, digital high-definition films and an extensive variety of educational programs. The city is also known for its "Mermaids on Parade," a public art program launched in 2002 to place mermaid statues all over the city. Tourists can take a walking tour of downtown and locate 17 mermaids while others can be found further afield.

Norfolk serves as home to the two highest level professional franchises in the state of Virginia — the Norfolk Tides plays Triple-A baseball in the International League, and the Norfolk Admirals play ice hockey in the ECHL. Norfolk has two universities with Division I sports teams — the Old Dominion Monarchs and the Norfolk State University Spartans, which provide many sports including football, basketball, and baseball.

Due to its pristine location in southeastern coastal Virginia, Norfolk is located within a few hours of the Outer Banks of North Carolina, Baltimore, Washington, D.C., Raleigh, Richmond and Ocean City, Maryland. Norfolk is linked with its neighbors through an extensive network of arterial and Interstate highways, bridges, tunnels, and bridge-tunnel complexes.

QUICK FACTS ABOUT NORFOLK

- Norfolk is a city of some 247,000 residents and encompasses 66 square miles. It has seven miles of Chesapeake Bay beachfront and a total of 144 miles of shoreline along our lakes, rivers, and the Bay. Much of this land is located in residential neighborhoods.
- Norfolk is home to the world's largest naval base and the North American Headquarters for NATO (North Atlantic Treaty Organization).
- USA Today called Norfolk one of the Top 10 booming downtowns, recognizing a decades-long housing, retail and financial boom in Norfolk.
- Norfolk International Terminal has completed a 300-acre expansion, making it the largest inter-model center in the U.S.
- Norfolk is home of the USS Wisconsin battleship and a vibrant harbor. Ocean-going cruise vessels of up to 3,000 passengers regularly stop at the Half Moone Cruise & Celebration Center downtown.
- Norfolk is home to the Virginia Opera, the Virginia Stage Company, the Virginia Symphony, the Virginia Arts Festival, Chrysler Hall, Chrysler Museum of Art, the General Douglas MacArthur Memorial, and Nauticus, the National Maritime Center.
- Norfolk has been recognized as a Tree City and its neighborhoods have extensive trees and flowers. It is home to the Norfolk Botanical Garden.
- Old Dominion University, Norfolk State University and a new downtown campus of Tidewater Community College are located in Norfolk and Virginia Wesleyan University is located on the border between Norfolk and Virginia Beach.
- Eastern Virginia Medical School and its four internationally recognized research institutes are located in Norfolk, as is Sentara Health System, DePaul Medical Center-Bon Secours and Virginia's only free-standing, full-service pediatric hospital, Children's Hospital of the King's Daughters.





CONFERENCE USA

SUCCESS ON THE PLAYING FIELD

Conference USA performers have achieved great success in competition, placing the league among the top conferences in the nation.

Football

121 teams have earned bowl bids
Eligible for the College Football Playoff
Conference USA has seven guaranteed bowl selections for the 2021 season and associations with 16 different bowls. C-USA will send teams to the Bahamas Bowl and the R+L Carriers New Orleans Bowl, as well as participate in the Radiance Technologies Independence Bowl in 2021.

Men's Basketball

140 postseason teams (57 NCAA, 52 NIT, 15 CBI, 14 CIT, 2 LV16)
One National Championship title game appearance
Three Final Four teams
Seven Elite Eight NCAA Tournament teams
One NIT Champion and six NIT semifinalists
Two CBI Champions
One CIT Championship
Inaugural Las Vegas 16 Champion

Women's Basketball

55 NCAA Tournament appearances
70 WNIT appearances
One Sweet 16 NCAA Tournament team
Three WNIT semifinalists
Two WBI Champions

Baseball

77 NCAA appearances
Six College World Series appearances (2009, 2008, 2007, 2006, 2005 and 2001)
14 Super Regional appearances
Has produced at least four teams in 11 of the past 16 NCAA Tournaments

Men's Soccer

2020 National Champion (Marshall)
Five College Cup appearances

In addition to the numerous NCAA Tournament berths, C-USA has sent three softball teams to the Women's College World Series and four volleyball teams to the NCAA Sweet 16. The league has also had 41 national champions in NCAA track and field competition, one national champion in diving, and numerous NCAA individual and team competitors in cross country, golf, swimming, tennis, and track and field. The Michael L. Slive Athlete of the Year Award, named after the league's first commissioner, recognizes the most outstanding male and female student-athlete each season.

SUCCESS OFF THE FIELD

C-USA institutions are among the nation's best in academic performance of student-athletes, bolstered by the fact that student-athletes at league schools have a higher graduation rate than the general student population. Among C-USA's 5,000 student-athletes, there are champions off the playing field as well. In 27 years, more than 47,500 student-athletes have been named to the Commissioner's Honor Roll or received the Commissioner's Academic Medal, indicative of outstanding achievement in the classroom. Honor Roll is awarded to student-athletes in Conference sponsored sports that have achieved a 3.0 cumulative GPA or above, while Academic Medal recipients have achieved a 3.75 cumulative GPA or above.

C-USA MULTIMEDIA PARTNERS

C-USA enjoys significant exposure through various multimedia partners. Partnerships include CBS Sports Network, ESPN and Stadium. The multi-tiered selection process that is rooted in partnering with all entities has substantially increased the number of national, regional and digital appearances for football, men's and women's basketball and conference Olympic sports. C-USA membership includes eight institutions in the Top 75 television markets, six in the Top 40 media markets and five in the Top 25 according to SNL Kagan. C-USA home markets include more than 13 million TV households with a total population of more than 30 million people.

CUSA.TV

Conference USA introduced CUSA TV in the fall of 2016. Powered by Sidearm Sports, CUSA TV includes live streaming of non-televised events, video on demand, specialty events, regular-season and championship event highlights, press conferences and feature stories. Available exclusively at CUSA.tv, it is one-stop online access to the league and each school has its own branded channel and URL.

C-USA IN THE COMMUNITY

Conference USA values the performances of its student-athletes on and off the playing field. The league also places an emphasis on cultivating relationships in C-USA member communities through volunteer service and has implemented several initiatives designed to maintain strong ties within our communities, as well as with fans and alumni across the country. Individually, student-athletes are recognized each season through the Spirit of Service award.

GOVERNANCE

Conference USA has significant representation in the NCAA governance structure. The presidents of the member institutions serve as the league's Board of Directors.

A PROUD HISTORY

Conference USA was formed in 1995 and quickly emerged as one of the nation's top conferences. The conference unveiled its name, logo and commissioner April 24, 1995, in Chicago. The league's charter members were Charlotte, Cincinnati, DePaul, Houston, Louisville, Marquette, Memphis, Saint Louis, Southern Miss, Tulane, UAB and USF. Eleven of the institutions began athletic participation in 1995, while Houston joined competition in the fall of 1996. The league's headquarters were established in Chicago and, after nine years, relocated to the current office in Dallas, Texas. Britton Banowsky was named Commissioner in October 2002, succeeding Mike Slive, the league's first Commissioner. In October 2015, Judy MacLeod became the league's third Commissioner.

C-USA added East Carolina (September, 1996) and the United States Military Academy (March, 1997) as football members. ECU began league competition in 1997; Army in 1998 and UAB began football play in 1999. The league brought in TCU and ECU (1999) for all sports and they began competition in 2001. USF started C-USA football in 2003. Marshall, Rice, SMU, Tulsa, UCF and UTEP became full-time Conference USA members for all sports in 2005.

In 2013, charter member Charlotte returned to C-USA and was joined by new members FIU, Florida Atlantic, Louisiana Tech, Middle Tennessee, North Texas, Old Dominion and UTSA. WKU joined the league on July 1, 2014.



The Bud Metheny Baseball Complex has been the home of the Old Dominion baseball program since its opening in 1983. Located on the Old Dominion campus at the corner of 43rd Street and Parker Avenue in Norfolk, Virginia, the ballpark seats 2,500 spectators and includes locker rooms, a concession stand, offices, an indoor hitting facility that includes four batting cages, and a fully-enclosed press box.

New additions for 2018 included the Rally Alley Patio, a video-based Daktronics scoreboard and turf baselines. The Rally Alley Patio is an elevated viewing deck on the right-field foul line that features an outdoor bar, a grilling station and a three-tiered deck of tables and bar stands. The new scoreboard offers fans a more in-depth viewing experience due its ability to play video replays, post advanced stats and player information and engage fans with cheer prompts. The turf baselines (which include home plate, the first base line and the third base line) provide easier maintenance for the playing surface and blends in with the all-turf backstop.

Overall, nearly a million dollars of improvements was added to The Bud prior to the 2018 season. During Chris Finwood's tenure as the head coach, over two million dollars have been put into the facility, most of which has been privately funded.

The ballpark is named after former Old Dominion head baseball and basketball coach and athletic director Bud Metheny, who worked for the university from 1948 to 1980. Metheny came to Old Dominion after an eleven-year stint in the New York Yankees organization, helping lead the Bronx Bombers to a World Series title in 1943. He compiled a record of 423 wins, 363 losses and 6 ties as the manager of the Monarchs. Metheny's jersey number, 3, has been retired by the university and is displayed on the right field wall of the stadium.

The stadium opened for the 1983 baseball season, with the first game being a 7-2 Old Dominion win over Millersville University. However, the complex was not dedicated to Metheny until April 25, 1984, with a game against the Virginia Tech Hokies. That night's crowd of 2,125 is the highest attendance in stadium history.

The ballpark hosted the Sun Belt Conference Baseball Tournament in 1983, 1985, and 1987, and the CAA Tournament in 1994 with the Monarchs defending their home field and winning the 1985 Sun Belt and 1994 CAA championships. The stadium has also hosted multiple Virginia district and state high school baseball tournaments.

LARGEST ATTENDANCES

- | | | |
|-----------|-------------------|----------------|
| 1. 2,125 | vs. Virginia Tech | April 25, 1984 |
| 2. 1,751 | vs. East Carolina | April 11, 2014 |
| 3. 1,512 | vs. WKU | May 14, 1985 |
| 4. 1,363 | vs. UTSA | April 15, 2016 |
| 5. 1,337 | vs. Virginia Tech | Feb. 27, 2016 |
| 6. 1,318 | vs. VCU | April 9, 2004 |
| 7. 1,310 | vs. James Madison | May 22, 1994 |
| 8. 1,230 | vs. Virginia Tech | May 1, 1987 |
| 9. 1,150 | vs. Virginia | April 21, 1987 |
| 10. 1,033 | vs. Towson | April 23, 2010 |

TOP HOME WIN STREAKS

- | | |
|--------|----------------------------|
| 1. 19 | April 11-May 15, 1985 |
| 2. 18 | March 16-May 1, 1986 |
| 3. 17 | March 2-April 11, 1985 |
| 4. 16 | March 4-April 16, 2006 |
| 5t. 13 | Feb. 24-April 2, 1999 |
| 5t. 13 | May 6, 1989-March 20, 1990 |



ODU has hosted an annual game at Harbor Park since 2014.

RECORD AT THE BUD

1983	21-4
1984	22-8
1985	32-1
1986	26-5
1987	21-6
1988	21-10
1989	19-8
1990	25-3
1991	24-9
1992	30-9
1993	22-4
1994	25-5
1995	22-5
1996	17-5
1997	20-9
1998	17-8
1999	23-6
2000	18-10
2001	11-18
2002	19-13
2003	13-12
2004	17-14
2005	15-21
2006	27-7
2007	22-10
2008	16-10
2009	13-8
2010	17-15
2011	14-15
2012	11-22
2013	20-11
2014	19-12
2015	21-9
2016	19-10
2017	25-9
2018	11-18
2019	22-10
2020	11-3
2021	22-8
OVERALL	850-370 (.697)



BUD METHENY BASEBALL COMPLEX



The Paul Keyes Indoor Hitting Complex opened prior to the 2015 season. The facility, located down the left field foul line, is named after former ODU baseball standout ('84) and VCU Head Baseball Coach, Paul A. Keyes, who passed away in 2012.



The press box at the Bud Metheny Baseball Complex is located at the top of the grandstand behind home plate. The press box includes separate booths for home and visiting radio.



The Rally Alley Patio was added prior to the 2018 season. The deck, which is available to all fans, features a grilling station and bar, along with a three-tiered viewing area that includes picnic tables and high-top tables.





MONARCHS IN THE MLB

JUSTIN VERLANDER

RHP, Houston Astros (2005-active)

One of the top right-handed pitchers of our time and two-time Cy Young Award winner, Justin Verlander is one of ODU's most recognizable alums. The 8-time All-Star and 2017 World Series Champion threw his third no-hitter on September 1, 2019, becoming the sixth pitcher in major league history to throw three no-hitters, joining Nolan Ryan, Sandy Koufax, Larry Corcoran, Bob Feller and Cy Young. Prior to being traded to the Astros, Verlander won the 2011 MVP while playing for Detroit, where he played for 12 seasons. Verlander has a career record of 226-129, a 3.33 ERA and 3,013 strikeouts.

Teams: Astros (2017-present); Tigers (2005-17)

DANIEL HUDSON

RHP, Los Angeles Dodgers (2009-active)

A Virginia Beach native, Daniel Hudson is most recently known for his success with the Washington Nationals as they won the 2019 World Series Championship. Hudson served primarily as the Nationals closer, most notably pitching in the ninth inning of game seven, striking out two of his three pitchers faced, closing out the 2019 World Series by a 6-2 final score. Prior to joining Washington in 2019, Hudson had one of his best seasons during his tenure with the Diamondbacks in 2011, going 16-12 with a 3.49 ERA to help lead the D'backs to an NL West Crown.

Teams: Nationals (2019-2021); Angels (2019); Dodgers (2018; 2021-present); Pirates (2017); Diamondbacks (2010-16); White Sox (2009-10)

RYAN YARBROUGH

LHP, Tampa Bay Rays (2018-active)

Ryan Yarbrough started 21 games for the Rays in 2021, winning 11 games. In 2019, Yarbrough was a member of the starting rotation for the Rays, going 11-6 with a 4.13 ERA. The Florida native finished fifth in the AL Rookie of the Year voting in 2018.

Teams: Rays (2018-present)

P.J. Higgins

C (2021-active)

P.J. Higgins received a call-up by the Chicago Cubs in 2021 and played in nine games. He got his first Big League hit in a June 6 game against the San Diego Padres.

Teams: Cubs (2021-present)

Connor Overton

RHP (2021-active)

Connor Overton got his call up to the bigs in 2021, splitting time between the Toronto Blue Jays and the Pittsburgh Pirates. He appeared in nine games, throwing 15.1 innings.

Teams: Pirates (2021), Blue Jays (2021)

TIM HUMMEL

3B/1B (2003-04)

Tim Hummel, one of the greatest shortstops in ODU history, had a short stint in the show, playing two seasons for the Cincinnati Reds. He was primarily a pinch hitter and utility infielder, hitting .222 in 82 career games.

Teams: Reds (2003-04)

WAYNE GOMES

RHP (1997-02)

Wayne Gomes, born and raised in Hampton, was a flame-throwing reliever known best for his five-year stint with the Phillies. He had his best year in 1999, when Gomes recorded 19 saves as the teams closer. Most recently, Gomes was inducted into the Tidewater Baseball Shrine in 2019.

Teams: Red Sox (2002); Giants (2001); Phillies (1997-01)

JEFF WARE

RHP (1995-96)

Jeff Ware, a Norfolk native had a two-year tenure in the majors, making nine starts for the Toronto Blue Jays over two seasons. Ware compiled a 3-6 record with a 7.47 ERA in 18 career appearances. Ware now coaches for the Blue Jays and is currently the Pitching Coordinator for Toronto's minor league system.

Teams: Blue Jays (1995-96)

KEVIN BEARSE

LHP (1990)

Kevin Bearse had a short major-league stint with the Indians. In 1990, he pitched in three games for the Tribe and had an 0-2 record and a 12.91 ERA.

Teams: Indians (1990)

TERRY BELL

C (1986-87)

Terry Bell, the uncle of current ODU infielder Tommy Bell, playing in nine career games as a pro for the Royals and Braves, but never recorded a hit. Bell was a first-round pick in the 1983 draft, two selections ahead of Roger Clemens.

Teams: Braves (1987); Padres (1986)



Daniel Hudson won the 2019 World Series with the Nationals.

MONARCHS IN THE PROS



Named the 25th-best prospect in the Rays' organization in 2017, Ryan Yarbrough started in game 4 of the 2020 World Series for the Rays.



Drafted as an infielder, PJ Higgins has made the transition to behind the plate in the Cubs' organization.




The second overall pick of the 2004 MLB Draft, Justin Verlander has won two World Series and is a two-time Cy Young award winner.

PLAYER (bold-active)	FROM	TO	DRAFT-RD	ORG
Kyle Battle	2021	2022		NYN
Hunter Gregory	2021	2022	2021-8	TOR
Aaron Holiday	2021	2022	2021-13	OAK
Ryne Moore	2021	2022	2021-18	MIL
John Wilson	2020	2022		MIN
Matt Burch	2020	2022		F/A
Nick Hartman	2016	2022	2016-9	F/A
P.J. Higgins	2015	2022	2015-12	CHC
Daniel Hudson	2008	2022	2008-05	LAD
Connor Myers	2016	2022	2016-27	CHC
Connor Overton	2014	2022	2014-15	SFG
Vinnie Pasquantino	2017	2022	2019-11	KCR
Justin Verlander	2005	2022	2004-1	HOU
John Wilson	2020	2022		MIN
Bryce Windham	2016	2022	2019-32	CHC
Ryan Yarbrough	2014	2022	2014-4	TB
Jared Young	2017	2022	2017-15	CHC
James Ambrose	1982	1982	1982-22	HOU
Dana Arrowood	2006	2006	2006-38	DET
Todd Azar	1987	1988	1986-32	SEA
Kyle Beam	2017	2017		MIL
Kevin Bearnse	1987	1991	1987-22	
Tyler Belcher	2007	2008		FLA
Terry Bell	1983	1989	1983-1	ATL
Ryan Bergh	2008	2009	2008-26	PHI
William Boyce	1963	1968		MIN
Brian Brantley	1998	2002	1998-12	NYM
James Burok	2005	2008	2005-8	COL
Brandon Carter	2004	2010	2004-40	LAD
Dexter Carter	2008	2012	2008-13	CHW
Keith Coe	1994	1996	1994-18	ANA
Jim Detwiler	1999	2000	1996-16	TOR
Georgg Edsell	1993	2000	1993-6	LAD
Jeff Eure	2001	2009	2001-18	MIL
Anthony Forelli	1999	2002	1999-26	MIL
Kevin Gibbs	1995	2004	1995-6	PHI
Jason Godin	2006	2010	2006-5	KCR
Wayne Gomes	1993	2005	1993-1	OAK
Mike Grohs	1991	1992	1991-6	SDP
Tony Gsell	1999	2006	1999-16	CHC
Kevin Gunter	2006	2010	2006-13	FLA
Kyle Hald	2011	2015	2011-18	STL
Gerard Hall	2009	2014		KCR
Steve Harris	2005	2005		CHC
Ty Hawkins	1991	1991		CHW
Alan Hixon	1984	1987	1984-9	BAL
Matt Hudgins	2007	2008		CHC
Tim Hummel	2000	2006	2000-1	CHW
Riegal Hunt	1992	1993	1992-44	PIT
Jim Hvizda	1988	1991	1988-19	MIL
Rod Imes	1987	1992	1987-16	CIN
Willie Jenkins	1950	1950		CIN
Frederick Kovner	1965	1967	1965-2	CHW
Jim Krevokuch	1991	1995	1991-37	PIT
Wiley Lee	1987	1990	1987-5	ANA
Steve Lyons	1992	1998	1992-4	NYM
Denis McLaughlin	1994	1998	1994-7	ATL
Joseph Mills	1983	1985	1983-16	DET
Paul Mitchell	1972	1981	1977-1*	NYN
John Mitcheltree	1981	1983	1981-6	BAL
John Montague	1968	1982		ANA
Pat Nichols	2006	2008	2006-16	WSN
T.J. O'Donnell	1992	1994	1992-38	BOS
Sean O'Hare	1986	1987	1986-17	CIN
Taylor Ostrich	2015	2015	2015-34	KCR
Jamie Pogue	1998	2008		STL
Matt Quattraro	1996	2002	1996-8	TBD
Ian Rauls	1998	1999	1998-12	PHI
Denny Riddleberger	1967	1973		CLE
Brian Ross	2000	2003	2000-15	CIN
Zach Rutherford	2017	2021	2017-6	TB
Jesse Schoendienst	2006	2006	2005-40	STL
Allen Sears	1981	1983	1981-24	ATL
George Sells	1990	1990	1990-6	STL
Anthony Shawler	2008	2010	2008-9	DET
Donnie Smith	2004	2011	2004-4	STL
John Smith	1994	1996	1994-20	OAK
Mike Symmonds	1995	1996	1995-19	BOS
Ben Tomchick	2012	2013		KCR
Greg Tomchick	2015	2017	2015-27	STL
Joe Velleggia	2010	2012	2010-40	BAL
Ben Verlander	2013	2017	2013-14	DET
Hal Waick	1983	1984	1983-12	CHC
Ron Walker	1997	2001	1997-8	CHC
Jeff Ware	1992	2002	1992-1	MIL
Mark Wasinger	1982	1997	1982-3	SDP
Tommy West	1985	1988	1985-18	TEX
Ryan Williams	2002	2003	2002-10	LAD




MONARCHS IN THE DRAFT

YEAR	PLAYER	RD	OVR	TEAM	POS
2021	Hunter Gregory	8	242	Toronto	RHP
2021	Aaron Holiday	13	398	Oakland	RHP
2021	Ryne Moore	18	537	Milwaukee	RHP
2019	Vinnie Pasquantino	11	319	Kansas City	1B
2019	Bryce Windham	32	972	Chicago (Cubs)	2B
2017	Zach Rutherford	6	169	Tampa Bay	SS
2017	Jared Young	15	465	Chicago (Cubs)	2B
2017	Adam Bainbridge	30	900	Kansas City	LHP
2016	Nick Hartman	9	282	Toronto	RHP
2016	Connor Myers	27	824	Chicago (Cubs)	OF
2015	P.J. Higgins	12	353	Chicago (Cubs)	2B
2015	Greg Tomchick	27	821	St. Louis	RHP
2015	Taylor Ostrich	34	1029	Kansas City	1B
2014	Ryan Yarbrough *	4	111	Seattle	LHP
2014	Conner Overton	15	437	Miami	RHP
2013	Ben Verlander	14	436	Detroit	OF
2013	Ryan Yarbrough	16	602	Milwaukee	LHP
2011	Kyle Hald	18	560	St. Louis	LHP
2010	Joe Velleggia *	40	1198	Baltimore	C
2009	Joe Velleggia	42	1256	Baltimore	C
2008	Daniel Hudson	5	150	Chicago (White Sox)	RHP
2008	Anthony Shawler	9	283	Detroit	RHP
2008	Drexter Carter	13	390	Chicago (White Sox)	RHP
2008	Ryan Bergh	26	796	Philadelphia	RHP
2006	Jason Godin	5	137	Kansas City	RHP
2006	Kevin Gunter	13	384	Cincinnati	RHP
2006	Pat Nichols	16	481	Washington	C
2006	Dana Arrowood	38	1132	Detroit	RHP
2005	James Burok	8	237	Colorado	RHP
2005	Needham Jones	36	1090	Chicago (Cubs)	LHP
2005	Jesse Schoendienst	40	1218	St. Louis	2B
2004	Justin Verlander	1	2	Detroit	RHP
2004	Donnie Smith	4	120	St. Louis	RHP
2004	Brandon Carter	40	1198	Los Angeles (Dodgers)	SS
2002	Ryan Williams	10	301	Los Angeles (Dodgers)	RHP
2001	Jeff Eure	18	538	Milwaukee	C
2000	Tim Hummel	2	52	Chicago (White Sox)	SS
2000	Brian Ross	15	453	Cincinnati	LHP
1999	Jim Detwiler	16	493	Toronto	LHP
1999	Tony Gsell	16	500	Chicago (Cubs)	2B
1999	Anthony Forelli	26	784	Milwaukee	1B
1998	Ian Rauls	12	344	Philadelphia	OF
1998	Brian Brantley	12	360	Colorado	RHP
1997	Ron Walker	8	244	Chicago (Cubs)	3B
1996	Matt Quatraro	8	244	Tampa Bay	C
1995	Kevin Gibbs	6	163	Los Angeles (Dodgers)	OF
1995	Maika Symmonds	19	517	Pittsburgh	LHP
1994	Denis McLaughlin	7	187	Boston	RHP
1994	Keith Coe	18	489	Los Angeles (Angels)	RHP
1994	John Smith	20	541	Oakland	LHP
1993	Wayne Gomes	1	4	Philadelphia	RHP
1993	Geoff Edsell	6	159	Los Angeles (Angels)	RHP
1992	Steve Lyons	4	105	New York (Mets)	RHP
1992	TJ O'Donnell	38	1066	Boston	SS
1992	Reigal Hunt	44	1239	Pittsburgh	OF
1991	Jeff Ware	1	35	Toronto	RHP
1991	Mike Grohs	6	159	San Diego	RHP
1991	Jim Krevokuch	37	981	Pittsburgh	3B
1990	George Sells	6	168	St. Louis	LHP
1988	Jim Hvizda	19	479	Texas	RHP
1987	Wiley Lee	5	135	Los Angeles (Angels)	2B
1987	Rod Imes	16	416	New York (Yankees)	RHP
1987	Kevin Bearse	22	567	Cleveland	LHP
1986	Sean O'Hare	17	436	Cincinnati	1B
1986	Kevin Bearse	22	667	Cleveland	LHP
1986	Todd Azar	32	765	Milwaukee	OF
1985	Tommy West	18	447	Texas	RHP
1984	Alan Hixon	9	235	Baltimore	RHP
1984	Scott Hughes	17	423	Cincinnati	RHP
1983	Terry Bell	1	17	Seattle	C
1983	Hal Walck	12	294	Chicago (Cubs)	RHP
1983	Joseph Mills	16	407	Detroit	OF
1982	Mark Wasinger	3	57	San Diego	2B
1982	James Ambrose	22	561	Houston	RHP
1981	John Mitcheltree	6	154	Baltimore	RHP
1981	Allen Sears	24	607	Atlanta	RHP
1971	Paul Mitchell	1	7	Baltimore	RHP
1969	Ronald Drevs	46	942	New York (Mets)	RHP
1965	Fred Kovner	2	37	Chicago (White Sox)	OF



Vinnie Pasquantino was one of two Monarchs drafted in 2019.



Ben Verlander, an 14th-round pick by the Detroit Tigers in 2013. He is now an MLB Contributor for FOX Sports



Current Rays bench coach Matt Quatraro was drafted in the 8th-round of the 1996 draft.

ODU BASEBALL BANQUET



Held every January, the Old Dominion Baseball Banquet has become a staple of not only the Monarch baseball program, but of the sports community in the Hampton Roads area. This February, ODU held the banquet for the 44th consecutive year.

Every year, the baseball program, ODAF and several alumni work diligently to bring in some of the biggest names in baseball history to serve as the keynote speakers. To highlight a few, previous keynote speakers have included Ozzie Smith, Joe Morgan, Brooks Robinson, Hank Aaron, Lou Brock, Steve Carlton, Johnny Bench, Bob Gibson, Cal Ripken, Jr., Tony Gwynn, Bob Feller, Tommy Lasorda, Buck Showalter, Jim Leyland and many more. The 2020 ODU Baseball banquet was headlined by keynote speaker, Kevin Gibbs, former ODU standout and LA Dodger.

In addition to the honored keynote speaker, the program also hands out its prestigious Bud Metheny Award every year at the banquet. The Bud Metheny Award is given to an individual who has made significant contributions to not only ODU baseball, but also the Hampton Roads baseball community. In 2020, local product and former head coach of Virginia Wesleyan and Virginia State, Billy Swoope was named the Bud Metheny Award Recipient. View a complete list of the Bud Metheny Award recipients below.

*The 2021 ODU Baseball Banquet was not held due to the Coronavirus.

BUD METHENY AWARD RECIPIENTS

- 1978 Dave Rosenfield: General Manager, Norfolk Tides, Clinic Co-Founder
- 1979 George Kotarides: President, Milton's Pizza
- 1980 Ed Nagourney: Rices Nachman Dept. Store
- 1981 Bud Metheny: Former ODU Baseball Coach
- 1982 George McClelland: Former Executive Sports Editor - The Virginian Pilot
- 1983 Charlie Sugg: Real Estate Assessor, City of Norfolk
- 1984 Don Fett: President, Waymar, Inc.
- 1985 Clyde McCullough: Former Major League Scout
- 1986 Abe Goldblatt: Sports Writer, The Virginia Pilot / Ledger Star
- 1987 Richard J. Davis: President, Tidewater Professional Sports, Inc.
- 1988 Harry Postove: Major League Scout
- 1989 Hank Foiles: Foiles Insurance, Former Major League Scout
- 1990 Lewis D. Hirschler: Hofheimer's Inc.
- 1991 Richard Alexander: Umpire
- 1992 Bob Rathbun: Former Sports Anchor, WTKR-TV, WTAR Radio
- 1993 Sandra Picken: Founder of the Peninsula Muscular Dystrophy Benefit Tournament
- 1994 John T. Callahan: Former President of Tidewater Baseball League
- 1995 Gary Wright: Tidewater Summer League and AAU Baseball
- 1996 Paul Fraim: Mayor of Norfolk
- 1997 Roy L. Burton, Jr.: Founder of Willard-Lakewood Athletics Assoc. & Granby Booster Club
- 1998 Paul Vestal: President Greenbrier Athletic Association
- 1999 Ken Young: President, Norfolk Tides Baseball Team
- 2000 Lester Bangs: Local Baseball Scout
- 2001 Warren Spivey: President Spivey Rentals
- 2002 Bill Swann: Virginia Wesleyan Head Coach and Assistant Coach at Old Dominion
- 2003 Tim Miller: Chairman ACS Systems & Engineering
- 2004 Luke Newman: President of Greenwich Kitchens Center
- 2005 Pat Baker: Local Dentist
- 2006 Tony Zontini: Coach / Teacher
- 2007 Twny Townsend: Coach / Teacher
- 2008 Henry Morgan: Peninsula Businessman / Peninsula Pilots Owner
- 2009 Jake Hardison: Challenger Little League Baseball
- 2010 Ed Fraim: ODU Fundraiser
- 2011 Wayne Gomes: Major Leaguer
- 2012 Tim Druzgala: Businessman
- 2013 Clyde "Ducky" Davis: Umpire / Scout
- 2014 Barry Kornblau: Business Owner & Alumnus
- 2015 Hervey Trimyer: Past Board Member of ODAF and the ODU Dugout Club
- 2016 Norbie Wilson: First Colonial High School Head Coach
- 2017 Tony Guzzo: Former Old Dominion Head Coach
- 2018 Wiley Lee: Former Old Dominion Player / Great Bridge High School Head Coach
- 2019 Marty Miller: Norfolk State Athletic Director / Former NSU Head Coach and All-American
- 2020 Billy Swoope: Former MLB Player / Former Virginia Wesleyan, VCU, Virginia State Coach
- 2022 Paul Shows: Local Coach



2010 Bud Metheny Award Recipient Ed Fraim served Old Dominion University Athletics for 32 years as a primary athletic fundraiser and was a driving force behind the continued success of the ODU Baseball Clinic.



2020 keynote speaker Kevin Gibbs (center) talks baseball with the Monarchs prior to the banquet.



2022 SCHEDULE

DATE	OPPONENT	Location	TIME (ET)
Fri., Feb. 18	Iona	Bud Metheny Baseball Complex	3 PM
Sat., Feb. 19	Iona	Bud Metheny Baseball Complex	2 PM
Sun., Feb. 20	Iona	Bud Metheny Baseball Complex	1 PM
Fri., Feb. 25	Binghamton	Bud Metheny Baseball Complex	3 PM
Sat., Feb. 26	Binghamton	Bud Metheny Baseball Complex	2 PM
Sun., Feb. 27	Binghamton	Bud Metheny Baseball Complex	1 PM
Tues., March 1	at VCU	Richmond, Va.	3 PM
Fri., March 4	Bryant	Bud Metheny Baseball Complex	3 PM
Sat., March 5	Bryant	Bud Metheny Baseball Complex	2 PM
Sun., March 6	Bryant	Bud Metheny Baseball Complex	1 PM
Tues., March 8	Princeton	Bud Metheny Baseball Complex	3 PM
Wed., March 9	Princeton	Bud Metheny Baseball Complex	3 PM
Fri., March 11	Stony Brook	Bud Metheny Baseball Complex	3 PM
Sat., March 12	Stony Brook	Bud Metheny Baseball Complex	2 PM
Sun., March 13	Stony Brook	Bud Metheny Baseball Complex	1 PM
Tue., March 15	East Carolina	Bud Metheny Baseball Complex	3 PM
Fri., March 18	at Middle Tennessee*	Murfreesboro, Tenn.	7 PM
Sat., March 19	at Middle Tennessee*	Murfreesboro, Tenn.	4 PM
Sun., March 20	at Middle Tennessee*	Murfreesboro, Tenn.	12 PM
Tues., March 22	VMI	Bud Metheny Baseball Complex	3 PM
Fri., March 25	Charlotte*	Bud Metheny Baseball Complex	6 PM
Sat., March 26	Charlotte*	Bud Metheny Baseball Complex	3 PM
Sun., March 27	Charlotte*	Bud Metheny Baseball Complex	1 PM
Tues., March 29	Campbell	Bud Metheny Baseball Complex	6 PM
Fri., April 1	at FIU*	Miami, Fla.	TBA
Sat., April 2	at FIU*	Miami, Fla.	TBA
Sun., April 3	at FIU*	Miami, Fla.	TBA
Tues., April 5	at East Carolina	Greenville, N.C.	6:30 PM
Fri., April 8	UTSA*	Bud Metheny Baseball Complex	6 PM
Sat., April 9	UTSA*	Bud Metheny Baseball Complex	3 PM
Sun., April 10	UTSA*	Bud Metheny Baseball Complex	12 PM
Tues., April 12	at Virginia	Charlottesville, Va.	5 PM
Thurs., April 14	at UAB*	Birmingham, Ala.	7 PM
Fri., April 15	at UAB*	Birmingham, Ala.	5 PM
Sat., April 16	at UAB*	Birmingham, Ala.	1 PM
Tues., April 19	at William & Mary	Williamsburg, Va.	5 PM
Fri., April 22	Florida Atlantic*	Bud Metheny Baseball Complex	6 PM
Sat., April 23	Florida Atlantic*	Bud Metheny Baseball Complex	3 PM
Sun., April 24	Florida Atlantic*	Bud Metheny Baseball Complex	12 PM
Tues., April 26	Virginia!	Harbor Park	6 PM
Fri., April 29	LA Tech*	Bud Metheny Baseball Complex	6 PM
Sat., April 30	LA Tech*	Bud Metheny Baseball Complex	3 PM
Sun., May 1	LA Tech*	Bud Metheny Baseball Complex	12 PM
Fri., May 6	at Southern Miss*	Hattiesburg, Miss.	7 PM
Sat., May 7	at Southern Miss*	Hattiesburg, Miss.	3 PM
Sun., May 8	at Southern Miss*	Hattiesburg, Miss.	12:30 PM
Tues., May 10	VCU	Bud Metheny Baseball Complex	6 PM
Wed., May 11	William & Mary	Bud Metheny Baseball Complex	6 PM
Fri., May 13	Marshall*	Bud Metheny Baseball Complex	6 PM
Sat., May 14	Marshall*	Bud Metheny Baseball Complex	3 PM
Sun., May 15	Marshall*	Bud Metheny Baseball Complex	1 PM
Tues., May 17	at VMI	Lexington, Va.	3 PM
Thurs., May 19	at WKU*	Bowling Green, Ky.	6 PM
Fri., May 20	at WKU*	Bowling Green, Ky.	6 PM
Sat., May 21	at WKU*	Bowling Green, Ky.	2 PM
May 25-29	C-USA Championship	Hattiesburg, Miss.	

Home games in bold *Denotes Conference USA Game !Commonwealth Classic

SCHEDULE FACTS

Total Games: 55 games
 Home Games: 35
 Away Games: 22

2022 OPPONENTS



IONA

Location: New Rochelle, New York
Website: icgaels.com
Conference: MAAC
Home Field: City Park
Head Coach: Conor Burke
Career Record: 0-0
Record at School: 0-0
2021 Record: 3-11
2021 Postseason: N/A
Media Relations: Bryan Beyrer
Email: bbeyrer@iona.edu
All-Time Series: ODU leads 7-0



BINGHAMTON

Location: Binghamton, N.Y.
Website: bubearcats.com
Conference: America East
Home Field: Bearcats Baseball Complex
Head Coach: Tim Sinicki
Career Record: 626-638-9
Record at School: 626-638-9
2021 Record: 16-20
2021 Postseason: N/A
Media Relations: John Hartrick
Email: hartrick@binghamton.edu
All-Time Series: ODU leads 2-0



VCU

Location: Richmond, Va.
Website: vcuathletics.com
Conference: Atlantic 10
Home Field: The Diamond
Head Coach: Shawn Stiffler
Career Record: 298-178
Record at School: 298-178
2021 Record: 38-16
2021 Postseason: NCAA Regional
Media Relations: Andy Lohman
Email: lohmanar@vcu.edu
All-Time Series: ODU leads 89-59



BRYANT

Location: Smithfield, R.I.
Website: bryantbulldogs.com
Conference: NEC
Home Field: Conaty Park
Head Coach: Ryan Klosterman
Career Record: 31-25-1
Record at School: 31-25-1
2021 Record: 27-14-1
2021 Postseason: N/A
Media Relations: Tristan Hobbes
Email: thobbes@bryant.edu
All-Time Series: ODU leads 1-0



PRINCETON

Location: Princeton, N.J.
Website: goprincetontigers.com
Conference: Ivy League
Home Field: Clarke Field
Head Coach: Scott Bradley
Career Record: 413-528-2
Record at School: 413-528-2
2021 Record: Did not compete
2021 Postseason: N/A
Media Relations: Warren Croxton
Email: wcroxton@princeton.edu
All-Time Series: ODU leads 12-8



STONY BROOK

Location: Stony Brook, N.Y.
Website: stonybrookathletics.com
Conference: America East
Home Field: Joe Nathan Field
Head Coach: Matt Senk
Career Record: 871-587-4
Record at School: 871-587-4
2021 Record: 31-18
2021 Postseason: N/A
Media Relations: Rob DeVita
Email: robert.devita@stonybrook.edu
All-Time Series: First meeting



EAST CAROLINA

Location: Greenville, N.C.
Website: ecupirates.com
Conference: American
Home Field: Lewis Field at Clark-LeClair Stadium
Head Coach: Cliff Godwin
Career Record: 258-130-1
Record at School: 258-130-1
2021 Record: 44-17
2021 Postseason: NCAA Super Regional
Media Relations: Malcolm Gray
Email: graym@ecu.edu
All-Time Series: ODU leads 33-30



MIDDLE TENNESSEE

Location: Murfreesboro, Tenn.
Website: goblueraiders.com
Conference: Conference USA
Home Field: Reese Smith Jr Field
Head Coach: Jim Toman
Career Record: 376-283-2
Record at School: 49-76-1
2021 Record: 24-29-1
2021 Postseason: N/A
Media Relations: Carson Herbert
Email: herbert@goblueraiders.com
All-Time Series: ODU trails 10-8



VMI

Location: Lexington, Va.
Website: vmikeydets.com
Conference: SoCon
Home Field: Gray-Minor Stadium
Head Coach: Jonathan Hadra
Career Record: 131-209
Record at School: 131-209
2021 Record: 18-29
2021 Postseason: N/A
Media Relations: Mike Carpenter
Email: carpentermj@vmi.edu
All-Time Series: ODU leads 43-8



CHARLOTTE

Location: Charlotte, N.C.
Website: charlotte49ers.com
Conference: Conference USA
Home Field: Robert and Mariam Hayes Stadium
Head Coach: Robert Woodard
Career Record: 49-29
Record at School: 49-29
2021 Record: 40-21
2021 Postseason: NCAA Regional
Media Relations: Joe Templin
Email: jtemplin@unccl.edu
All-Time Series: ODU leads 49-40



CAMPBELL

Location: Buies Creek, N.C.
Website: gocamels.com
Conference: Big South
Home Field: Jim Pery Stadium
Head Coach: Justin Haire
Career Record: 196-158
Record at School: 196-158
2021 Record: 37-18
2021 Postseason: NCAA Regional
Media Relations: Davis Dupree
Email: dupree@campbell.edu
All-Time Series: ODU leads 4-3



FIU

Location: Miami, Fla.
Website: fiousports.com
Conference: Conference USA
Home Field: FIU Baseball Stadium
Head Coach: Mervyl Melendez
Career Record: 647-560
Record at School: 110-123
2021 Record: 20-31
2021 Postseason: N/A
Media Relations: Tyler Brain
Email: tbrain@fiu.edu
All-Time Series: ODU leads 17-8



UTSA

Location: San Antonio, Texas
Website: goutsas.com
Conference: Conference USA
Home Field: Roadrunner Field
Head Coach: Pat Hallmark
Career Record: 98-81
Record at School: 32-33
2021 Record: 22-26
2021 Postseason: N/A
Media Relations: Brady Meister
Email: brady.meister@utsa.edu
All-Time Series: ODU trails 11-12



VIRGINIA

Location: Charlottesville, Va.
Website: virginiasports.com
Conference: ACC
Home Field: Disharoon Park at Davenport Field
Head Coach: Brian O'Connor
Career Record: 750-319-2
Record at School: 750-319-2
2021 Record: 36-27
2021 Postseason: NCAA Super Regional
Media Relations: Scott Fitzgerald
Email: s.fitzgerald@virginia.edu
All-Time Series: ODU leads 28-26



UAB

Location: Birmingham, Ala.
Website: uabsports.com
Conference: Conference USA
Home Field: Regions Field
Head Coach: Casey Dunn
Career Record: 409-422
Record at School: 409-422
2021 Record: 18-36
2021 Postseason: N/A
Media Relations: Hailee Roe
Email: hroe@uab.edu
All-Time Series: ODU leads 12-11





2022 OPPONENTS

WILLIAM & MARY

Location: Williamsburg, Va.
 Website: tribeathletics.com
 Conference: CAA
 Home Field: Plumeri Park
 Head Coach: Mike McRae
 Career Record: 470-422
 Record at School: 0-0
 2021 Record: 14-29
 2021 Postseason: N/A
 Media Relations: John Moyer
 Email: jnmoyer@wm.edu
 All-Time Series: ODU leads 85-54



WKU

Location: Bowling Green, Ky.
 Website: wkusports.com
 Conference: Conference USA
 Home Field: Nick Denes Field
 Head Coach: John Pawlowski
 Career Record: 629-482-2
 Record at School: 124-164-1
 2021 Record: 27-29
 2021 Postseason: N/A
 Media Relations: Matt Keenan
 Email: matt.keenan@wku.edu
 All-Time Series: ODU leads 9-5



FLORIDA ATLANTIC

Location: Boca Raton, Fla.
 Website: fausports.com
 Conference: Conference USA
 Home Field: FAU Baseball Stadium
 Head Coach: John McCormack
 Career Record: 443-274-2
 Record at School: 443-274-2
 2021 Record: 32-25
 2021 Postseason: N/A
 Media Relations: Katrina McCormack
 Email: kmccormi@fau.edu
 All-Time Series: ODU trails 14-11



LOUISIANA TECH

Location: Ruston, La.
 Website: latechsports.com
 Conference: Conference USA
 Home Field: J.C. Love Field
 Head Coach: Lane Burroughs
 Career Record: 275-203
 Record at School: 162-90
 2021 Record: 42-20
 2021 Postseason: NCAA Regional
 Media Relations: TBD
 Email: N/A
 All-Time Series: ODU leads 10-8



SOUTHERN MISS

Location: Hattiesburg, Miss.
 Website: southernmiss.com
 Conference: Conference USA
 Home Field: Pete Taylor Park
 Head Coach: Scott Berry
 Career Record: 435-237-1
 Record at School: 435-237-1
 2021 Record: 40-21
 2021 Postseason: NCAA Regional
 Media Relations: Jack Duggan
 Email: jack.duggan@usm.edu
 All-Time Series: ODU trails 9-2



MARSHALL

Location: Huntington, W.Va.
 Website: herdzone.com
 Conference: Conference USA
 Home Field: Kennedy Center YMCA
 Head Coach: Jeff Waggoner
 Career Record: 319-444-2
 Record at School: 319-444-2
 2021 Record: 10-35
 2021 Postseason: N/A
 Media Relations: Cody Linn
 Email: linnc@marshall.edu
 All-Time Series: ODU trails 17-8



OPPONENTS BY CONFERENCE

CONFERENCE USA (10): Middle Tennessee, Charlotte, FIU, UTSA, UAB, Florida Atlantic, LA Tech, Southern Miss, Marshall, WKU **America East (2):** Binghamton, Stony Brook **MAAC (1):** Iona **A10 (1):** VCU **NEC (1):** Bryant **Ivy League (1):** Princeton **American (1):** East Carolina **SoCon (1):** VMI **Big South (1):** Campbell, **ACC (1):** Virginia **CAA (1):** William & Mary

2022 CONFERENCE USA PRESEASON POLL

1. Southern Miss (6)
2. LA Tech (2)
3. Old Dominion (1)
4. Charlotte (2)
5. Florida Atlantic
6. UTSA
7. FIU (1)
8. Rice
9. WKU
10. Middle Tennessee
11. UAB
12. Marshall

Preseason Player of the Year

Austin Knight, Charlotte (Junior, INF)

Preseason Pitcher of the Year

Jonathan Fincher, LA Tech (RS Junior, LHP)

Preseason All-Conference

C: Brock Gagliardi, Old Dominion
 INF: Austin Knight, Charlotte
 INF: Tommy Bell, Old Dominion
 INF: Taylor Young, LA Tech
 INF: Danny Lynch, Southern Miss
 OF: Andy Garriola, Old Dominion
 OF: Carter Trice, Old Dominion
 OF: Gabe Montenegro, Southern Miss
 DH: Charlie Fischer, Southern Miss
 UTIL: Jonathan Tapia, UTSA
 P: Ben Ethridge, Southern Miss
 P: Jonathan Fincher, LA Tech
 P: Hunter Cooley, Florida Atlantic
 P: Jarrett Whorf, LA Tech
 RP: Jason Hartline, Old Dominion
 RP: Noah Dean, Old Dominion

2022 ROSTER



#	PITCHERS	YR	POS	B/T	HT/WT	HOMETOWN / HIGH SCHOOL (PREV COLLEGE)
0	Luke Dawson	Gr.	LHP	L/L	6-4/185	Naples, Fla. / Gulf Coast (Holy Cross)
12	Antwan Walton	Fr.	RHP	R/R	6-6/200	Emporia, Va. / Maury
20	Joey DeChiaro	So.	LHP	R/L	6-2/220	Flemington, N.J. / Hunterdon Central Regional
29	Noah Dean	So.	LHP	L/L	6-2/185	Little Egg Harbor, N.J. / Pinelands
32	Nick Pantos	RSr.	RHP	R/R	6-4/220	Rockville, Md. / Gaithersburg
33	Pete Nielsen	RJr.	RHP	L/R	6-2/220	Vienna, Va. / James Madison (George Mason)
34	Brett Smith	Gr.	RHP	R/R	6-4/225	Chesapeake, Va. / Grassfield
36	Brad Dobzanski	RJr.	RHP	R/R	6-2/195	Franklinville, N.J. / Delsea Regional (Kentucky)
37	Ari Silverstein	RJr.	RHP	R/R	6-5/245	Doylestown, Pa. / Central Bucks East (Delaware)
38	Jason Hartline	Sr.	LHP	L/L	6-4/225	Chesapeake, Va. / Greenbrier Christian
39	Kellen Davis	RFr.	RHP	R/R	6-0/190	Media, Pa. / Penncrest
40	Connor Muly	RJr.	RHP	R/R	6-1/190	Manasquan, N.J. / Manasquan
41	Trey Fisher	Sr.	LHP	L/L	6-0/190	Temperanceville, Va. / Chincoteague
42	Sam Armstrong	So.	RHP	R/R	6-2/250	Wantage, N.J. / High Point Regional (County College of Morris)
43	Jacob Gomez	So.	LHP	R/L	5-10/180	Rutherford, N.J. / Rutherford
44	Tommy Gertner	Sr.	LHP	L/L	6-1/195	Northbrook, Ill. / Glenbrook North (Oakton CC)
45	Henry Hersum	Fr.	RHP	R/R	6-7/225	Saunderstown, R.I. / Combine Academy
46	Blake Morgan	Fr.	LHP	L/L	6-1/175	Marlton, N.J. / Cherokee
47	Connor Schumann	Fr.	LHP	L/L	6-0/200	Midlothian, Va. / Benedictine College Prep
49	Vincent Bashara	So.	RHP	L/R	6-0/180	Norfolk, Va. / Maury
51	Joey Rodriguez	RSo.	RHP	R/R	6-0/185	Virginia Beach, Va. / First Colonial
55	John Keane	Sr.	RHP	R/R	6-1/190	Williamsburg, Va. / Lafayette

#	CATCHERS	YR	POS	B/T	HT/WT	HOMETOWN / HIGH SCHOOL (PREV COLLEGE)
10	Brock Gagliardi	Sr.	C	L/R	6-2/220	Tacoma, Wash. / Wilson (Tacoma CC)
17	James Tarkenton II	So.	C	R/R	6-3/220	Greenbrae, Calif. / Marin Catholic
23	Robby Barrientos	So.	C	R/R	5-9/190	Pennsauken, N.J. / Pennsauken
50	Jared Hancock	Jr.	C	R/R	6-0/180	Pocomoke City, Md. / Pocomoke

#	INFIELDERS	YR	POS	B/T	HT/WT	HOMETOWN / HIGH SCHOOL (PREV COLLEGE)
4	Carter Trice	So.	INF	R/R	5-11/190	Mechanicsville, Va. / Lee-Davis
7	Kenny Levari	So.	INF	L/R	6-2/185	Vineland, N.J. / St. Augustine Prep
11	Tommy Bell	Sr.	INF	R/R	6-1/180	Kettering, Ohio / Fairmont
14	Luke Waters	Fr.	INF	R/R	6-1/190	Laurel, Del./Delmar
15	Chris Dengler	So.	INF	R/R	5-11/163	Charleston, S.C. / Bishop England
19	Kyle Edwards	Fr.	INF	R/R	5-10/180	Chesapeake, Va. / Frank W. Cox
21	Matt Coutney	Sr.	3B/1B	L/R	6-0/210	Edmonton, Alberta / Wetaskiwin Composite (Colby CC)

#	OUTFIELDERS	YR	POS	B/T	HT/WT	HOMETOWN / HIGH SCHOOL (PREV COLLEGE)
1	Lincoln Ransom	So.	OF	R/R	6-2/205	Whiteville, N.C. / Whiteville
6	Robbie Petracci	So.	OF	L/L	5-11/195	Egg Harbor Township, N.J. / Egg Harbor Township
16	Josh Trujillo	So.	OF	L/L	6-1/180	Spanaway, Wash. / Spanaway Lake (Tacoma CC)
18	Ryan Teschko	Jr.	OF	R/R	6-0/185	National Park, N.J. / Gateway
27	Thomas Wheeler	Jr.	OF	L/L	6-0/195	Roy, Wash. / Graham Kapowsin (Tacoma CC)
30	Dominick Claxton	RSr.	OF	R/R	5-10/160	Carrollton, Va. / Nansemond-Suffolk / Ferrum
52	Bryce Jones	Fr.	OF	L/R	6-1/175	Virginia Beach, Va. / Cape Henry Collegiate

#	UTILITY	YR	POS	B/T	HT/WT	HOMETOWN / HIGH SCHOOL (PREV COLLEGE)
9	Andy Garriola	Sr.	OF/INF	R/R	6-4/225	Sierra Madre, Calif. / Damien
24	Joey Morton	Fr.	UTL	L/L	6-4/215	Nottingham, Pa. / Oxford Area
28	Andrea Dalatri	So.	UTL	R/R	6-2/205	Wall, N.J. / Christian Brothers Academy

COACHING STAFF

Head Coach: Chris Finwood (11th season, VMI '88)
 Assistant Coach/Pitching Coach: Mike Marron (7th season, Holy Cross '05)
 Assistant Coach: Logan Robbins (7th season, WKU '11)
 Special Assistant to the Head Coach: Tony Guzzo (13th season, East Carolina '71)
 Volunteer Assistant: Tom Scheffler (First season, Old Dominion '21)
 Director of Baseball Operations: Adam Wisniewski (5th season, Old Dominion '11)



ROSTER BREAKDOWN

TOTAL PLAYERS: 43

Pitchers Breakdown: 22 total pitchers (13 right-handed; 9 left-handed)

Right-Handed Pitchers (13): Armstrong, Bashara, Davis, Dobzanski, Hersum, Keane, Muly, Nielsen, Pantos, Rodriguez, Smith, Silverstein, Walton

Left-Handed Pitchers (9): Dawson, Dean, DeChiaro, Fisher, Gertner, Gomez, Hartline, Morgan, Schumann

Position Players Breakdown: 4, catchers, 7 infielders, 7 outfielders, 3 utility

Catchers (4): Gagliardi, Tarkenton, Barrientos, Hancock

Infielders (7): Bell, Coutney, Dengler, Edwards, Levari, Trice, Waters

Outfielders (7): Claxton, Jones, Petracci, Ransom, Teschko, Trujillo, Wheeler

Utility (3): Dalatri, Garriola, Morton

BY CLASS:

Graduate (2): Dawson, Smith

Seniors (10): Bell, Coutney, Claxton, Fisher, Gagliardi, Garriola, Gertner, Hartline, Keane, Pantos

Juniors (7): Dobzanski, Hancock, Muly, Nielsen, Silverstein, Teschko, Wheeler

Sophomores (15): Armstrong, Barrientos, Bashara, Dalatri, Dean, DeChiaro, Dengler, Gomez, Levari, Petracci, Ransom, Rodriguez, Tarkenton, Trice, Trujillo

Freshman (9): Davis, Edwards, Hersum, Jones, Morgan, Morton, Schumann, Walton, Waters

BY STATE/PROVINCE:

Virginia (13): Bashara, Claxton, Edwards, Fisher, Hartline, Jones, Keane, Nielsen, Rodriguez, Schumann, Smith, Trice, Walton

New Jersey (12): Armstrong, Barrientos, Dalatri, Dean, DeChiaro, Dobzanski, Gomez, Levari, Morgan, Muly, Petracci, Teschko

Pennsylvania (3): Davis, Morton, Silverstein

Washington (3): Gagliardi, Trujillo, Wheeler

California (2): Garriola, Tarkenton

Maryland (2): Hancock, Pantos

Alberta (1): Coutney

Delaware (1): Waters

Florida (1): Dawson

Illinois (1): Gertner

North Carolina (1): Ransom

Ohio (1): Bell

Rhode Island (1): Hersum

South Carolina (1): Dengler

#6 Robbie Petracci – pe-TRAW-cee

#7 Kenny Levari – leh-VAH-ree

#10 Brock Gagliardi – gal-ee-AR-dee

#16 Josh Trujillo – true-HEE-low

#20 Joey DeChiaro – dee-key-ARROW

#23 Robby Barrientos – bahr-ee-EN-toes

Tony Guzzo – guzz-OH



CHRIS FINWOOD

HEAD COACH

Experience: 11th season (20th overall as HC)
 Hometown: Hampton, Va.
 Alma Mater: VMI '88
 Twitter: @CoachFinny5
 Email: cfinwood@odu.edu

Head coach Chris Finwood completed his 10th season at the helm of the Old Dominion baseball program in 2021. Finwood, the 2014 ABCA East Region Coach of the Year and 2017 VaSID Coach of the Year, has put the Monarch program back into the national spotlight.

The Hampton native has compiled a career record of 529-487 in 19 seasons as a head coach, including a 287-236 overall record at Old Dominion. Finwood has guided the Monarchs to 30+ wins in four of the last five complete seasons, including a 44-16 record this past season. In 2017, Finwood compiled a 37-21 record, which marked the highest single-season win total for the program since 2006. In his 10-year tenure at ODU, Finwood has produced 17 MLB draft selections, five All-Americans, eight Freshman All-Americans and 27 all-conference selections.

AT OLD DOMINION

In his 10th season in Norfolk, Finwood led ODU to its best season in 35 years, as the Monarchs won their first conference championship in 20 years, earned the No. 11 overall seed in the NCAA Tournament and the first No. 1 seed in a regional in program history. Finwood's 2021 Monarchs were 44-16, the most wins by an ODU club since Mark Newman's 50-win team in 1985. The Monarchs were ranked as high as No. 11 during the season and finished the polls at No. 16, the highest finish in program history. ODU's offense was on full blast in 2021, crushing the school record for homers with 105, finishing second in the country in long balls. The Monarchs also ranked in the top-10 in slugging percentage, runs, winning percentage, hits, runs per game and triples. Along with the team ranking high in national categories, several individuals were among the nation's leaders in several categories. Andy Garriola tied for the nation's lead in RBIs with 72, while Kyle Battle led Conference USA and was third in the country with 56 walks.

In the shortened 2020 season, Finwood led the Monarchs to a 12-4 record overall. ODU recorded four series wins, highlighted by Big Ten opponent Rutgers. The Monarchs also picked up a road win against in-state rival VCU in a come-from-behind, 6-3 victory.

The Monarchs went 35-21 in 2019 and a 16-14 mark in conference play after starting C-USA action 1-9. After failing to qualify for the C-USA tournament in 2018, ODU bounced back to earn the No. 5 seed. The Monarchs dropped back-to-back tournament games to be eliminated. Finwood guided ODU to a 19-5 non-conference mark and a 11-2 midweek record. Individually, two Monarchs in Vinnie Pasquantino and Bryce Windham were selected in the 2019 MLB Draft. Pasquantino was picked by the Kansas City Royals in the 11th round, 319th pick, while Windham was selected by the Chicago Cubs in the 32nd round, 972nd pick. California native Andy Garriola was named a 2019 Collegiate Baseball Freshman All-American. Six Monarchs also earned C-USA postseason honor, the most since 2006. Garriola was named 2019 C-USA Freshman of the Year, while also earning All-C-USA First Team honors. Pasquantino was also a first team selection. Windham, Ryne Moore and Hunter Gregory landed on the C-USA Second Team All-Conference, while Ryan Teschko was selected to the All-Freshman Team with Garriola. Garriola's 62 RBIs are an ODU freshman record and the most by any Monarch since 2011.

Old Dominion went 15-37 in 2018, including a 7-22 mark in conference play. ODU did not qualify for postseason play. Individually, utility player Erik Stock was named to the Conference USA All-Freshman Team. Other individual accomplishments over the course of the season included Will Morgan's three-run homer game and Vinnie Pasquantino's six-hit game, both of which tied school records.

In 2017, Old Dominion compiled a 37-21 overall record in 2017, marking the highest single-season win total for the program since 2006. Finwood guided ODU to a 12-2 record in weekend series, including a sweep of Rice and a road series win at No. 16 Southern Miss. The squad reached a high ranking of No. 25 in the nation by D1 Baseball, marking the first time ODU had been ranked since 2007. ODU nearly earned its second NCAA Regional bid under Finwood, but were listed as one of the 'First Four Teams Out.' At the conclusion of the season, Finwood was named the VaSID Coach of the Year.

In 2016, the Monarchs started the season off with a bang after posting two consecutive shutouts, one over then No. 10 NC State (5-0) and the other over Kent State (2-0). The two shutouts marked the first time since 1995 ODU had two straight and the first time since 1992 the Monarchs opened the season with two shutouts. Finwood's Monarchs also enjoyed their fourth straight win over the 2015 National Champions Virginia with a 5-4 comeback effort at Davenport Field.

In 2015, Finwood joined ODU's 100 win club and his Monarchs enjoyed two wins over then No. 1/No. 23 ranked UVA and another top-10 victory over No. 8 ranked Rice. At the conclusion of the season, Finwood saw three players earn Conference USA honors, while freshman Zach Rutherford was named a Freshman All-American on two occasions. Three Monarchs were selected into the MLB draft.

In 2014, the Monarchs won 36 games in 2014, finished fourth in Conference USA, reached the league semifinals, and earned an at-large bid to the NCAA Regionals, ODU's first since 2000. ODU posted a 36 RPI and played one of the nation's strongest non-conference schedules, beating No. 1 Virginia and C-USA champion Rice. The 2014 Monarchs turned a school record 68 double-plays, while two Monarchs were selected into the MLB draft.

In 2013, the Monarchs won 30 games and placed third in the school's final season in the Colonial Athletic Association. The Monarchs finished the season strong, winning seven of their last 10 games. Ben Verlander was a semifinalist for the Gregg Olson award and two Monarchs were selected in the 2013 MLB draft.

In 2012, the Monarchs finished the year with a 19-34 overall record during Finwood's first season at the helm of the program. At the end of the season, shortstop Josh Wright and catcher Josh Tutwiler were named third team All-CAA and outfielder Josh Eldridge was selected to the CAA All-Rookie squad.





COACHING STAFF

PRIOR TO OLD DOMINION

Prior to coming to ODU, Finwood guided WKU for six years as head coach and was named the 2009 Sun Belt Conference Coach of the Year. In six seasons, the Hilltoppers witnessed unprecedented success under Finwood. Magical postseason runs in 2008 and 2009, both in the Sun Belt and NCAA Tournaments, highlighted the Finwood era, as he compiled a 190-154 record at the Bowling Green school. His 2009 squad reached the regional final in Oxford, Mississippi.

Prior to his stint at WKU, Finwood served as an assistant coach at Auburn for five seasons and helped lead the Tigers to four NCAA Regionals. Finwood was responsible for all aspects of the Tiger defense, while also coordinating the program's recruiting efforts. In his five seasons, Auburn posted five winning campaigns and combined for 181 victories. The 2003 team, earned a top-seed in the NCAA tournament and hosted a regional after a 42-21 season.

Prior to joining the staff at Auburn Finwood spent six seasons at VCU -- four seasons as an assistant (1995-98) before serving as the Rams' associate head coach in 1999 and 2000. Finwood helped guide VCU to a 219-139 record in six years in Richmond. In his six seasons, VCU claimed CAA regular-season titles in 1997 and 1998. The Rams also earned trips to the NCAA Tournament in 1998 and 1999, winning 40-plus games both seasons.

Finwood began his coaching career at his alma mater -- VMI -- serving as an assistant for three seasons before taking over the head coaching duties from 1992-94. After inheriting a VMI team that had won just two games the year before, Finwood led the Keydets to a school-record 21 wins in 1993 and 1994.

PLAYING CAREER

A four-year starter on the field at VMI from 1985-88, Finwood was named to the SoCon All-Northern Division team three times. A career .300 hitter, he posted a .399 batting average as a senior. He was also named team captain during his senior season and finished his career with the Keydets ranked second in hits and runs scored. Finwood was inducted into the VMI Athletics Hall of Fame in the summer of 2003.

COACHING MILESTONES

- First head coaching win: Feb. 21, 1992 vs. Shenandoah (7-2 at VMI)
- 100th head coaching win: Feb. 22, 2008 vs. Bowling Green (11-4 at WKU)
- 200th head coaching win: April 10, 2010 vs. South Alabama (12-4 at WKU)
- 300th head coaching win: March 8, 2014 at No. 17 Rice (2-1 at ODU, 10 inn.)
- 400th head coaching win: March 17, 2017 vs. Rice (3-2 at ODU)
- 500th head coaching win: March 27, 2021 vs. FIU (14-0 at ODU)
- First win at ODU: Feb. 17, 2012 vs. Temple (5-4 at ODU)
- 100th win at ODU: April 5, 2015 vs. Charlotte (15-1 at ODU)
- 200th win at ODU: Feb. 26, 2019 vs. Norfolk State (11-0 at ODU)

YEAR	SCHOOL	CONFERENCE	W-L	NOTES
2021	Old Dominion	C-USA	44-16	NCAA Regional, C-USA Champs
2020	Old Dominion	C-USA	12-4	Season cut short due to COVID-19
2019	Old Dominion	C-USA	35-21	-
2018	Old Dominion	C-USA	15-37	-
2017	Old Dominion	C-USA	37-21	Reached a high ranking of #25
2016	Old Dominion	C-USA	32-24	-
2015	Old Dominion	C-USA	27-29	-
2014	Old Dominion	C-USA	36-26	NCAA Regional, ABCA East Reg. COTY
2013	Old Dominion	CAA	30-24	-
2012	Old Dominion	CAA	18-32	-
2011	WKU	Sun Belt	33-24	-
2010	WKU	Sun Belt	35-23	-
2009	WKU	Sun Belt	42-20	NCAA Regional, Sun Belt Season Champs
2008	WKU	Sun Belt	33-27	NCAA Regional, Sun Belt Tourney Champs
2007	WKU	Sun Belt	25-30	-
2006	WKU	Sun Belt	22-30	-
1994	VMI	SoCon	21-29	-
1993	VMI	SoCon	20-29	-
1992	VMI	SoCon	11-30	-
TOTALS	529-487	19 seasons		
ODU	287-236	10 seasons		
WKU	190-154	6 seasons		
VMI	52-97	3 seasons		



MIKE MARRON ASSISTANT / PITCHING

Experience: 7th season
Hometown: Huntingdon Valley, Pa.
Alma Mater: Holy Cross '05
Twitter: @mgmarron13
Email: mmarron@odu.edu

Mike Marron completed his sixth season as the pitching coach for Old Dominion in 2021 after joining the staff in July of 2015.

Marron helped coach the Monarchs to their first conference championship in 20 years and their first as a member of Conference USA. ODU earned its first-ever No. 1 seed in an NCAA Regional and was seeded 11th overall. Hunter Gregory posted an 8-2 record with a 2.95 ERA, and Ryne Moore went 9-1 with a 3.16 ERA. Both Gregory and Moore were drafted following the season as was reliever Aaron Holiday.

In the shortened 2020 season, ODU compiled a 12-4 record overall. Monarch weekend starters Hunter Gregory, Ryne Moore and Nick Pantos each picked up two wins on the bump. Junior Gregory turned in a 1.69 ERA and compiled 28 strikeouts, the most on the ODU squad. Freshman Noah Dean also put together solid performances on the mound in relief, collecting two saves in 5.1 innings of work.

In his fourth season with the Monarchs, Ryne Moore turned into a staff ace, leading ODU weekend starters with a 3.78 earned run average. First year Monarchs Tommy Gertner and Aaron Holiday pitched to ERA's under 3.

In 2018, the Monarchs compiled a 15-37 record, as Marron oversaw a young pitching staff. Morgan Maguire blossomed into a star in the rotation, going 4-7 with a 3.38 ERA with two complete-game shutouts. Marron also helped develop a plethora of true freshman arms, including Connor Muly (1-0, 3.31 ERA) and Jason Hartline (2-4, 4.05 ERA), who were two of the most valuable bullpen arms for the Monarchs in 2018.

In 2017, Marron helped guide the Monarchs to a 37-21 overall record, the most single-season wins for the program since 2006. ODU also compiled a 19-11 Conference USA record en route to finishing second in the league during the regular season, the best finish ever for ODU in C-USA. On the mound, ODU posted a team ERA of 4.66, down 0.24 points from 2016. Of the 11 pitchers who pitched in 10 or games, six were newcomers, including three true freshmen. Individually, senior Saturday starter Adam Bainbridge earned All-C-USA honors after going 7-4 with a 3.35 ERA and two complete games and John Wilson, who went 6-1 with a 3.41 ERA, was named a Collegiate Baseball News Freshman All-American.

In his first season with the Monarchs in 2016, Old Dominion posted a 4.90 team ERA and ranked third in the league with 12 pickoffs. Marron saw Sam Sinnen earn the first C-USA Pitcher of the Week honor of the season after throwing five shutout innings against No. 10 NC State. He also mentored Sinnen to Second Team All-Conference USA, VaSID All-State honors and Conference USA All-Tournament Team accolades at the end of the season. Marron also guided the pitching staff to rank fourth in the league with 17 saves, seven of which came from ninth round draft pick Nick Hartman.


Prior to ODU, Marron joined the Stony Brook baseball staff as an assistant coach in 2009, where he was directly responsible for the preparation of the pitching staff routine, drills and philosophies. He was also heavily involved with the recruiting process and assisted in developing three top 75 national recruiting classes and five top 5 regional recruiting classes.

During his time at Stony Brook, the Seawolves went 219-121 and claimed five America East championship titles. He also recruited, coached and developed four All-Americans, five Freshman All-Americans, three Conference Pitchers and Rookies of the Year, 10 Major League Baseball draft picks and 22 all-conference selections.

Marron highlighted his career by helping the program record a 52-15 overall record in 2012 en route to a College World Series appearance in Omaha, Neb. and a No. 7 national ranking. His pitching staff produced the 15th best ERA in the nation, while also ranking ninth in hits allowed and 23rd in walks allowed.

Marron arrived at Stony Brook after four seasons as an assistant coach at the University of Massachusetts at Lowell. He helped lead the team to the Northeast 10 Championship and an appearance in the NCAA Regionals in 2006. During his last two seasons, Marron guided the program to top 10 ERA rankings in Division II, ranking eighth in 2008 (3.37) and fifth in the nation in 2009 (3.14). Overall, he mentored 23 all-conference players, including a Rookie of the Year, two First Team All-Region selections and a fifth round MLB draft pick.

Prior to his coaching days, Marron was a standout athlete at the College of the Holy Cross, where he was a four-year letter-winner. He was a right-handed pitcher and catcher from 2002-2005. He was named the Hop Riopel Team Most Valuable Player and Second Team All-Patriot League in 2003 and earned the title of team captain as a senior.



LOGAN ROBBINS ASSISTANT

Experience: 7th season
Hometown: Owensboro, Ky.
Alma Mater: WKU '11
Twitter: @Logan_Robbins3
Email: lrobbins@odu.edu

Logan Robbins completed his sixth season overall, and fourth as the assistant coach and recruiting coordinator, in 2021. Robbins was promoted to assistant coach and recruiting coordinator in June of 2017. Robbins previously served as a volunteer assistant coach and camp director for two seasons.

Robbins led the ODU offensive attack to an historic season in 2021, as the Monarchs smashed single-game and single-season records for home runs, and were among the nation's leaders in a variety of offensive categories.

As a team, ODU was second in Conference USA with a .301 team batting average, and finished second in the country with 105 home runs. The Monarchs broke the previous home run record of 67 on April 25, with 22 games left in the season.

Senior outfielder had a career year, earning multiple All-America honors, first-team All-Conference USA honors and VaSID State Player of the Year. Battle hit a career high 18 homers and tied the school single-season record with 56 walks.

Second baseman Carter Trice was named a Collegiate Baseball All-American and earned four Freshman All-America accolades. The Conference USA Freshman of the Year and first-team All-C-USA representative, Trice finished in the top-20 among the nation's freshman in eight categories, including fourth in total bases, sixth in hits and seventh in runs scored with 57.

Outfielder Andy Garriola drove in the runs, as he led the country with 72 RBIs.

In the shortened 2020 season, the Monarchs put together a 12-4 record overall. ODU recorded four series wins, highlighted by Big Ten opponent Rutgers. The Monarchs also picked up a road win against in-state rival VCU in a come-from-behind, 6-3 victory.

In 2018, Robbins helped ODU hit .279 as a team. Four players hit .300 or better, including pitcher-turned-hitter Craig Lopez, who led the team in average at .339, and breakout star Erik Stock, who hit .320 with three homers and 20 RBIs and was named to the Conference USA All-Freshman Team.

In 2017, Robbins helped guide the Monarchs to a 37-21 record, the most single-season wins for the program since 2006. ODU also compiled a 19-11 record during Conference USA play and finished second in the league during the regular season, its best finish ever in the league.

Prior to ODU, Robbins spent the 2015 season at Kentucky Wesleyan College in his hometown of Owensboro, Kentucky. He helped lead the Panthers to a 32-18 record and 15-9 mark in league play. The Panthers led the league in multiple offensive categories, including batting average, slugging percentage and on-base percentage. The squad posted a .965 fielding percentage, which led the conference and ranked top 50 nationally.

Prior to his coaching days, Robbins was a two-year starter for the Western Kentucky University Hilltoppers before being drafted in the 10th round by the Atlanta Braves in 2011. Additionally, Robbins played for the Monarchs' current head coach Chris Finwood at WKU.

Robbins graduated from WKU with a degree in Bachelor of Science and Education.



TONY GUZZO SPECIAL ASST TO HC

Experience: 7th season (17th overall at ODU)
 Hometown: Norfolk, Va.
 Alma Mater: East Carolina '71
 Twitter: @CoachGuzzo8
 Email: aguzzo@odu.edu

Former Old Dominion baseball head coach Tony Guzzo returned to ODU as a Special Assistant to the Head Coach prior to the 2017 season.

Guzzo, one of the deans of collegiate baseball in the state of Virginia, guided the Monarchs for 10 seasons from 1995 to 2004. During his tenure, Old Dominion won two CAA regular season titles (1996, 2000), two CAA Tournament titles (1995, 1996) and earned three NCAA Regional appearances (1995, 1996, 2000).

Overall, Guzzo amassed a career record of 303-252 at Old Dominion, giving the long-time head coach a total of 734 victories as a collegiate skipper. At ODU, Guzzo guided several of the program's brightest stars, including Justin Verlander, Kevin Gibbs, Matt Quatraro, Tim Hummel, Ron Walker, Tony Gsell and many more.



ADAM WISNIEWSKI DIRECTOR OF OPS

Experience: 5th season
 Hometown: Norfolk, Va.
 Alma Mater: Old Dominion '11
 Twitter: @Wiz5555
 Email: awisniew@odu.edu

Adam Wisniewski, a graduate of Old Dominion in 2011, completed his fourth season as the Director of Baseball Operations in 2021.

Wisniewski played for ODU for two seasons in 2010 and 2011 after transferring from Louisburg College. In 2011, he was an All-CAA selection and set an ODU record with 15 saves.



TOM SCHEFFLER VOLUNTEER ASSISTANT

Experience: 1st season
 Hometown: Kirkland, Wa.
 Alma Mater: Old Dominion '21

Tom Scheffler enters his first season as the Volunteer Assistant for Old Dominion baseball. Scheffler made 17 appearances on the mound across three seasons for the Monarchs. Prior to ODU, Scheffler pitched at Wenatchee Valley College.



#0 LUKE DAWSON

Graduate Student - LHP
6-4 / 185
Naples, Fla. / Gulf Coast
Previous College: Holy Cross

Year	era	w-l	app	gs	cg	sho	sv	ip	h	r	er	bb	so	2b	3b	hr	bf	bavg	wp	hbp	bk	sfa	sha
2018	9.00	0-0	10	0	0	0/0	0	13.0	14	13	15	12	3	0	0	72	.275	2	5	2	0	1	
2019	6.38	1-1	20	0	0	0/0	1	36.2	48	34	26	19	34	5	1	182	.316	5	3	1	2	6	
2020	1.11	1-1	4	4	0	0/1	0	24.1	25	8	3	8	20	1	0	105	.272	0	1	0	1	3	
2021	4.06	1-3	7	7	1	1/1	0	31.0	33	21	14	17	28	4	1	145	.275	2	4	0	3	1	
TOTAL	4.80	3-5	41	11	1	1/1	1	105.0	120	76	56	59	94	13	2	504	.289	9	13	3	6	11	

At Holy Cross (2021): Made seven starts, going 1-3 with a 4.06 ERA ... Struck out 28 in 31 innings of work ... Struck out seven in a nine-inning complete-game shutout at Navy, surrendering just three hits ... Did not allow an earned run and struck out a career high nine vs. Lehigh.

At Holy Cross (2020): Transitioned to the starting rotation, going 1-1 with a 1.11 ERA over four starts ... Pitched a team-high 24.1 innings in the COVID-shortened season ... Ranked top-75 in the nation and second in the Patriot League in ERA ... Also third in the conference in innings pitched and seventh in strikeouts ... Won the Perry-Conlon Award as Holy Cross' most outstanding pitcher ... A two-time Patriot League Pitcher of the Week ... Made his first career start at South Carolina ... Spun eight shutout innings with four strikeouts at Old Dominion ... Notched a personal best eight strikeouts at CSU Bakersfield.

At Holy Cross (2019): Made 20 relief appearances and posted a 1-1 record ... Threw 36.2 innings with an ERA of 6.38, also struck out 34 batters ... Lowered his ERA to 3.65 in Patriot League play, fanning 11 in 12.1 innings ... Pitched a scoreless inning against Army and was credited with the win.

At Holy Cross (2018): Made 10 relief appearances as a freshman ... Posted a 9.00 ERA in 13 innings of work.

Prep: Graduated from Gulf Coast ... Also attended St. John Neumann for two years ... A team captain as a senior ... Helped lead Gulf Coast to a regional title as a senior and picked up first team all-district and second team all-conference honors ... A district champion as a sophomore at St. John Neumann.

Personal: Son of Tim and Amy Dawson ... Has one brother, Noah ... Majoring in leadership.



#1 LINCOLN RANSOM

Sophomore - OF
6-2 / 205
Whiteville, N.C. / Whiteville

Year	avg	gp-gs	ab	r	h	2b	3b	hr	rbi	tb	slg%	bb	hbp	so	gdp	ob%	sf	sh	sb-att	po	a	e	fld%
2021	.261	30-16	69	11	18	8	0	4	12	38	.551	3	5	31	1	.333	1	0	0-0	0	0	0	.000
TOTAL	.261	30-16	69	11	18	8	0	4	12	38	.551	3	5	31	1	.333	1	0	0-0	0	0	0	.000

2021: Played in 30 games, starting 16 at designated hitter ... Hit .261 with four home runs, eight doubles and 12 RBIs ... Delivered his first hit, a double, against Rhode Island (2/27) ... Went 2-for-4 with a double, a homer and two RBIs in the win over William & Mary ... Had three-straight multi-hit games in the C-USA Tournament, including a homer against FAU in the semifinals ... Had a double in the NCAA Regionals against Virginia ... Had four multi-hit games on the year.

PREP: Helped lead Whiteville to back-to-back NCHSSA State Championships.. Two-time Columbus County Player of the Year.. Two-time All-State selection.. Earned All-State honors in football.. Graduated with a 4.4 GPA, finishing top-10 in his class.

PERSONAL: Son of Keith and Amy Ransom ... Has one brother, Tate ... Studying biology and wants to pursue a career in dentistry ... Chose ODU for the coaching staff, team and atmosphere of the school ... Enjoys hunting, fishing and hanging out with his teammates.



#4 CARTER TRICE

Sophomore - UTL
5-11 / 190
Mechanicsville, Va. / Lee-Davis

Year	avg	gp-gs	ab	r	h	2b	3b	hr	rbi	tb	slg%	bb	hbp	so	gdp	ob%	sf	sh	sb-att	po	a	e	fld%
2021	.355	58-58	234	57	83	17	3	14	54	148	.632	28	2	62	3	.426	1	1	8-10	80	116	17	.920
TOTAL	.355	58-58	234	57	83	17	3	14	54	148	.632	28	2	62	3	.426	1	1	8-10	80	116	17	.920

2021: Second-Team Collegiate Baseball All-America ... First-Team Freshman All-America by Collegiate Baseball and Perfect Game Baseball ... Second-Team NCBWA Freshman All-America ... Second Team ABCA/Rawlings All-Region Team ... Conference USA Freshman of the Year ... First-Team All-Conference USA ... C-USA All-Freshman Team ... Named to the USA Collegiate National Team ... Among the nation's freshman, placed fourth in total bases with 148, sixth in hits with 83 and seventh in runs scored with 57 ... Placed in the top-20 among freshman in five categories, including homers at 11th, doubles at 12th, slugging percentage at 13th, RBIs at 15th and batting average at 20th ... Led ODU in batting average with a .355 clip, and also led the Monarchs in hits with 83, doubles with 17 and total bases with 148 ... Started all 58 games he played in, 54 coming at second base with three starts at third base ... Recorded 24 multi-hit games ... Had six, three-hits games and a season-high five-hit game against Marshall (4/4) ... Notched first career hit and multi-hit game with a 3-for-4 day with two doubles against Norfolk State (2/21) ... Had three-straight multi-hit games, against URI, ECU and Northeastern ... Against Northeastern (3/5), went 3-for-4 with two homers, four RBIs and three runs scored ... Recorded a 14-game hitting streak from March 12 through April 4, culminating with a 5-for-6 day at the plate against Marshall, when he hit two home runs, a double and drove in seven ... Totaled an 11-game hitting streak from May 1 through May 29 ... Went 3-for-4 with three RBIs in the home finale against WKU (5/16) ... Went 2-for-4 with a double in ODU's 2-1 NCAA Regional win over South Carolina ... Was 2-for-4 with a double and a home run against Virginia (6/6) ... Went 1-for-5 in the NCAA Regional Final against Virginia (6/8) ... Led ODU with a .294 batting average in the NCAA Tournament.

PERSONAL: Son of Sandi and Michael Trice.. Has one brother, Adam and one sister, Meghan.. Chose ODU because it is a great place for him to grow as an athlete and person.



#6 ROBBIE PETRACCI

Sophomore - OF
5-11 / 195
Egg Harbor Twp., N.J. / Egg Harbor Twp.

Year	avg	gp-gs	ab	r	h	2b	3b	hr	rbi	tb	slg%	bb	hbp	so	gdp	ob%	sf	sh	sb-att	po	a	e	fld%
2020	.350	10-6	20	2	7	1	0	1	7	11	.550	2	0	4	0	.409	0	0	0-0	0	0	0	.000
2021	.299	35-28	97	17	29	5	1	8	25	60	.619	11	3	29	0	.381	2	0	0-0	1	0	0	1.000
TOTAL	.308	45-34	117	19	36	6	1	9	32	71	.607	13	3	33	0	.385	2	0	0-0	1	0	0	1.000

2021: Played in 35 games, starting 28 ... Spent most of his time at DH, but also started six games in the outfield ... Hit .299 with eight home runs, five doubles, one triple and 25 RBIs ... In his first start of the season, hit a two-run homer in a win over Norfolk State ... Went 3-for-4 with a double, homer and three RBIs in a 16-3 win over Rhode Island ... Went 2-for-4 with a double and homer and three driven in, in ODU's 11-4 win over Rice ... Hit his final home run of the regular-season in an 8-3 win over Charlotte, but tore his ACL ... Delivered a pinch-hit home run in the Conference USA Championship game win over Louisiana Tech ... Had eight multi-hit games.

2020: Saw action in 10 games, making six starts... Averaged .350 with seven hits, one double, one home run and seven RBIs... Recorded two multi-hit games... Notched a season-high three RBIs against Holy Cross (2/23)... First career home run came against Holy Cross (2/23).

PREP: While playing for Egg Harbor Township, recorded a single season hits record... Three-time All-Conference selection... First Team All-South Jersey and Second Team All-State selection..Hit .377 last year as a junior with 10 extra-base hits and 14 RBIs in 22 games, helping his high school to become ranked as high as No. 4 in South Jersey... Played for the Baseball U club program.

PERSONAL: Son of Robert and Riki Petracci... Has two sisters, Allie and Angelina.



PLAYER BIOS



#7 KENNY LEVARI

Sophomore - INF
6-2 / 185
Vineland, N.J. / St. Augustine Prep

Year	avg	gp-gs	ab	r	h	2b	3b	hr	rbi	tb	slg%	bb	hbp	so	gdp	ob%	sf	sh	sb-at	po	a	e	fld%
2021	.298	60-56	238	49	71	10	0	8	36	105	.441	25	3	57	4	.369	2	1	2-5	18	89	13	.892
TOTAL	.298	60-56	238	49	71	10	0	8	36	105	.441	25	3	57	4	.369	2	1	2-5	18	89	13	.892

2020: Redshirt season.

2019: Earned D1 Baseball and NCBWA Freshman All-America honors ... Named first-team All-East Region ... Won Conference USA Freshman of the Year, becoming first ODU player to be named a league rookie of the year since Brett Harris was named CAA Rookie of the Year in 2009 ... Earned first-team All-C-USA ... Played in 54 games, starting 53 ... Batted .328 with 10 homers and an ODU freshman record 62 RBIs ... Finished second on the team with a .937 OPS ... Finished with team-highs with 19 doubles, .559 slugging percentage and hits with 75 ... Totaled 25 multi-hit games and five, three-hit games ... Hit first career homer against Norfolk State ... Went 2-for-4 with a double and 4 RBIs in that game against NSU ... Was 3-for-6 with two runs and an RBI at FAU ... Went 3-for-4 with two runs scored, five RBI and a home run against Louisiana Tech.

PREP: A three-time All-League selection at Damien High School in California, earning First Team honors in 2016 and 2018 and Second Team in 2017 ... Helped lead Damien to a 2016 Baseline League title and the 2016 CIF semifinals ... Also played club ball for CBA Marrucci ... Chose ODU because it was a good fit and provided the best opportunity to enhance his baseball career.

PERSONAL: Son of Scott and Lisha Garriola ... His brother, Frank, plays baseball at Hope International University ... Favorite pro teams are the Dodgers and Rams and his favorite athletes are Johnny Manziel, Josh Hamilton and Jackie Robinson ... Enjoys EDM, rap and rock music, especially Van Halen and Hippy Sabotage ... Favorite foods are spaghetti with no sauce, Italian sandwiches and In N Out ... Enjoys going to the beach ... Majoring in leadership.



#9 ANDY GARRIOLA

Senior - OF/INF
6-5 / 235
Sierra Madre, Calif. / Damien

Year	avg	gp-gs	ab	r	h	2b	3b	hr	rbi	tb	slg%	bb	hbp	so	gdp	ob%	sf	sh	sb-at	po	a	e	fld%
2019	.328	54-53	229	42	75	19	2	10	62	120	.559	17	3	54	6	.378	2	0	6-7	90	2	0	1.000
2021	.318	59-59	236	53	75	16	0	14	72	133	.564	14	7	55	5	.366	5	0	0-1	105	4	2	.982
TOTAL	.323	113-112	465	95	150	35	2	24	134	261	.561	31	10	109	11	.372	7	0	6-8	195	6	2	.990

2021: First-Team ABCA/Rawlings All-Region Team ... Second-Team All-Conference USA ... Conference USA All-Tournament ... Started 59 games on the year, 57 in right field and two at first base ... Hit .318 with 14 homers, 16 doubles, 72 RBIs and 53 runs scored ... Led the country with 72 RBIs ... Tied for 49th in the country with 133 total bases ... Tied the ODU single-game record with three homers in the C-USA Tournament semi-final win over Florida Atlantic ... In that game, he was 3-for-4 with six RBIs, three runs scored and a walk ... Recorded 24 multi-hit games and five, three-hit games ... Recorded four doubles and 13 RBIs in the season-opening four-game sweep against Norfolk State ... Notched his third, three-hit game of the year with a 3-for-4 day, with four RBIs a double and home run against Northeastern (3/6) ... Went 3-for-3 with a homer, three runs scored and two RBIs in a win over Marshall (4/3) ... Hit a pair of homers and drove in five at UTSA (5/8) ... Went 1-for-4 with a run scored and a walk in the C-USA Championship game triumph over LA Tech.

2020: Redshirt season.

2019: Earned D1 Baseball and NCBWA Freshman All-America honors ... Named first-team All-East Region ... Won Conference USA Freshman of the Year, becoming first ODU player to be named a league rookie of the year since Brett Harris was named CAA Rookie of the Year in 2009 ... Earned first-team All-C-USA ... Played in 54 games, starting 53 ... Batted .328 with 10 homers and an ODU freshman record 62 RBIs ... Finished second on the team with a .937 OPS ... Finished with team-highs with 19 doubles, .559 slugging percentage and hits with 75 ... Totaled 25 multi-hit games and five, three-hit games ... Hit first career homer against Norfolk State ... Went 2-for-4 with a double and 4 RBIs in that game against NSU ... Was 3-for-6 with two runs and an RBI at FAU ... Went 3-for-4 with two runs scored, five RBI and a home run against Louisiana Tech.

PREP: A three-time All-League selection at Damien High School in California, earning First Team honors in 2016 and 2018 and Second Team in 2017 ... Helped lead Damien to a 2016 Baseline League title and the 2016 CIF semifinals ... Also played club ball for CBA Marrucci ... Chose ODU because it was a good fit and provided the best opportunity to enhance his baseball career.

PERSONAL: Son of Scott and Lisha Garriola ... His brother, Frank, plays baseball at Hope International University ... Favorite pro teams are the Dodgers and Chargers and his favorite athlete is Josh Hamilton ... Enjoys EDM and rock music, especially Zeds Dead and the Kings of Leon ... Favorite food is buttered noodles ... Enjoys going to the beach ... Majoring in leadership.



#10 BROCK GAGLIARDI

Senior - C
6-2 / 230
Tacoma, Wash. / Wilson
Previous School: Tacoma CC

Year	avg	gp-gs	ab	r	h	2b	3b	hr	rbi	tb	slg%	bb	hbp	so	gdp	ob%	sf	sh	sb-at	po	a	e	fld%
2020	.281	12-8	32	8	9	2	0	0	5	11	.344	6	1	8	0	.410	0	0	0-0	75	5	0	1.000
2021	.316	51-46	155	39	49	11	0	9	35	87	.561	32	8	46	0	.458	0	1	0-0	349	21	4	.989
TOTAL	.310	63-54	187	47	58	13	0	9	40	98	.524	38	9	54	0	.449	0	1	0-0	424	26	4	.991

2021: Played in 51 games, starting in 46 ... Started 40 games at catcher and six at designated hitter ... Hit .316 with nine home runs, 11 doubles and 35 RBIs ... Recorded 13 multi-hit games, including a pair of three-hit games ... Was 2-for-2 with four RBIs, a homer and three runs scored in a 16-3 win over URI ... Went 3-for-5 with a homer in a 14-8 slugfest win over WKU ... Was 3-for-5 with a double in the C-USA Championship game win over Louisiana Tech and was named to the C-USA All-Tournament Team ... Had a pair of singles and two RBIs in the NCAA Regional Final against Virginia.

2020: Appeared in 12 games making eight starts ... Averaged .281 with nine hits, two doubles and five RBIs ... Recorded one multi-hit game against Holy Cross (2/23).

PREP: Attended Tacoma Community College for two years ... Played football and baseball at Wilson High School in Washington ... A three-time First Team All-League and All-State selection.

PERSONAL: Son of Mike and Tammy Gagliardi ... Has two younger siblings, one sister, Taylor and one brother, Cade ... Majoring in communications.



#11 TOMMY BELL

Senior - INF
6-1 / 200
Kettering, Ohio / Fairmont

Year	avg	gp-gs	ab	r	h	2b	3b	hr	rbi	tb	slg%	bb	hbp	so	gdp	ob%	sf	sh	sb-at	po	a	e	fld%
2018	.235	42-38	136	20	32	3	0	1	9	38	.279	11	4	26	3	.309	1	2	3-4	85	105	5	.974
2019	.273	56-56	209	38	57	11	1	5	37	85	.407	14	14	41	6	.356	2	4	8-10	94	151	7	.972
2020	.295	16-16	61	16	18	5	0	2	16	29	.475	9	4	11	1	.413	1	3-3	22	41	2	.969	
2021	.343	60-60	204	47	70	9	5	8	49	113	.554	13	18	38	4	.421	5	3	2-7	93	134	9	.962
TOTAL	.290	174-170	610	127	177	28	6	16	111	265	.434	47	40	116	14	.374	9	10	16-24	294	431	23	.969

2021: Second-Team ACBA/Rawlings All-Region Team ... Second-Team All-Conference USA ... Conference USA Tournament MVP ... Started all 60 games at shortstop ... The only Monarch to start all 60 games ... Finished second on the team with a .343 batting average ... Hit eight home runs to go along with nine doubles, five triples, 49 RBIs and 47 runs scored ... Tied single-season school record with 18 hit by pitches ... Had 20 multi-hit games on the year ... Led the Monarch defense on the infield and made just nine errors at shortstop ... Went 2-for-2 with four runs scored and a career-high five RBIs and had a triple and a homer in a 12-5 win over Norfolk State ... Went 3-for-4 with an RBI in a 4-3 win at Richmond ... Was 2-for-4 with a pair of doubles and three RBIs in a win over Marshall ... Had a three-hit, three RBI day at UTSA in the series-opener ... Went 3-for-3 with two doubles, a homer, three RBIs and four runs scored ... Went 8-for-13 with three homers and eight RBIs to be named Conference USA Tournament MVP ... Hit a three-run blast in the C-USA Championship game over LA Tech ... Was 2-for-4 with an RBI single in the Regional Final against Virginia.

2020: Started in all 16 games at shortstop...Hit two home runs.... Compiled a .295 average with 18 hits, five doubles and 16 RBIs...Recorded three multi-hit games...Stole a team-high three bases... Notched four RBIs against Yale (2/29) and VMI (3/3).

2019: Started all 56 games at shortstop ... Hit .273 with five homers and 37 RBIs ... Tied for second on the team with 11 doubles ... Tied for third on the squad with eight stolen bases, going 8-for-10 ... Had just seven errors 252 chances, for a .972 fielding percentage ... Had 13 multi-hits, three, three hit games and a pair of four-hit games ... Hit a team best .429 when leading off an inning ... Went 4-for-5 with two runs and four RBIs against Binghamton ... Went 4-for-5 with two runs and an RBI in 15-1 win over WKU ... Was 3-for-4 with three runs and one RBI in 14-6 win over Louisiana Tech.

2018: Played in 42 games, including 38 starts, during true freshman season ... Made starts at both second base and shortstop ... Hit .235 with three doubles, a home run and nine RBIs ... Posted best offensive performance of season in win over UAB, going 3-for-5 with a home run and two RBIs ... Recorded seven multi-hit games ... Committed just five errors on the year for a .974 fielding percentage.

PREP: A three-time First Team All-Conference and Second Team All-Area selection at Fairmont High School in Kettering, Ohio ... A 2017 Academic All-State selection ... A career .330 hitter ... His 110 career hits are the most in school history ... Graduated with a 3.96 GPA.

PERSONAL: Son of Tom and Kelley Bell ... His father, Tom, and uncle, Terry, played baseball at ODU in the 1980s ... His uncle, Terry, also played in the major leagues ... Chose ODU for the coaches, facilities, academics and family atmosphere ... Favorite athlete is Tim Tebow ... A Miami Dolphins and Indianapolis Colts fan ... Favorite food is a Brooklyn-style pizza ... Enjoys country music, specifically Jon Pardi and Thomas Rhett ... Hobbies include biking, running and video games... Majoring in geography.




#12 ANTWAN WALTON

Freshman - RHP
6-6 / 200
Emporia, Va. / Maury

Prep: Played with his younger brother on the baseball team at Maury for two years ... Previously attended Emporia High School.

Personal: Son of Antwan Walton, Sr. and Kimberly Walton ... Has two younger siblings, Tayshaun and Kimmia ... Majoring in leadership ... Wants to play professional baseball ... Likes to play basketball outside of baseball ... Chose ODU because it was the best fit.



#14 LUKE WATERS

Freshman - INF
6-1 / 190
Laurel, Del. / Delmar

Prep: Former first team all-conference and second team all-state honoree for Delmar ... An honor roll student, graduated with a 4.2 GPA.

Personal: Son of Roger and Amy Waters ... Has a younger sister, Lilly ... Majoring in occupational/tech studies ... Chose ODU because it is a great school with great coaches and team.



#15 CHRIS DENGLER

Sophomore - INF
5-11 / 163
Charleston, S.C. / Bishop England

Year	avg	gp	ab	r	h	2b	3b	hr	rbi	tb	slg%	bb	hbp	so	gdp	ob%	sf	sh	sb-att	po	a	e	fld%
2020	.340	15-15	50	12	17	3	1	0	8	22	.440	15	3	6	2	.507	1	2	3-4	7	35	2	.955
2021	.267	6-5	15	5	4	1	1	0	3	7	.467	4	0	4	0	.421	0	0	0-1	4	11	1	.938
TOTAL	.323	21-20	65	17	21	4	2	0	11	29	.446	19	3	10	2	.489	1	2	3-5	11	46	3	.950

2021: Played in six games, starting five at second base before suffering a season-ending injury ... Hit .267 with a doubles and a triple and drove in three runs ... Went 2-for-4 with two RBIs and two runs scored in a 12-5 triumph over Norfolk State.

2020: Named Collegiate Baseball Freshman All-American ... played in 15 games, starting in all 15 games ... Hit .340 with 17 hits, three doubles, one triple and eight RBIs... Recorded five multi-hit games... Notched a season-high three hits against Yale (2/29)... Committed just two errors ... Hit his first career triple against Rutgers (3/8).

PREP: At Bishop England High School in South Carolina, Dengler helped lead the team to back-to-back-to-back AAA state championships in 2017, 2018 and 2019. Named South Carolina Mr. Gold Glove in 2019... A member of the Bishop England All-Decade Team. Dengler also played football.

PERSONAL: Son of Don and Stacy Dengler ... Has one sister, Ryley ... His father, Don played baseball at Trenton State, now TCNJ and was an All-American.



#16 JOSH TRUJILLO

Sophomore - OF
6-1 / 180
Spanaway, Wash. / Spanaway Lake
Previous School: Tacoma CC

At Tacoma CC (2021): Took a tremendous step forward in his second season ... Batted .397 (31-for-78) with four home runs, 26 RBIs and 21 runs scored ... Had nine multi-hit games, including three three-hit outings ... Went 3-for-4 with a home run and three runs batted in to start the season ... Posted a four-RBI game against Pierce in May ... Went 2-for-4 with three RBIs against Grays Harbor.

At Tacoma CC (2020): Played with fellow Monarch Thomas Wheeler ... Appeared in nine games, going 2-for-23 with two runs scored and one driven in.

Personal: Son of Jerry and Barb Trujillo ... Has a sister, Taylor ... Father ran track at Idaho ... Majoring in communications ... Wants to become a firefighter ... Chose ODU for its great coaching staff.



#17 JAMES TARKENTON II

Sophomore - C
6-3 / 195
Greenbrae, Calif. (Marin Catholic)

Year	avg	gp	ab	r	h	2b	3b	hr	rbi	tb	slg%	bb	hbp	so	gdp	ob%	sf	sh	sb-att	po	a	e	fld%
2020	.000	3-0	0	3	0	0	0	0	0	0	.000	0	0	0	0	.000	0	0	0-0	0	0	0	.000
TOTAL	.000	3-0	0	3	0	0	0	0	0	0	.000	0	0	0	0	.000	0	0	0-0	0	0	0	.000

2021: Saw no action.

2020: Saw action in three games as a pinch runner... Recorded one run in all three of his game appearances.

PREP: Attended Marin Catholic in California.. Named to the First Team All-Conference.

PERSONAL: Son of James and Kelly Tarkenton... Has two siblings, brother, Cameron and sister, Madison.. Studying Criminal Justice... Chose ODU because it was a perfect fit in a place that was closer to home... Majoring in criminal justice.



PLAYER BIOS



#18 RYAN TESCHKO

Junior - OF
6-0 / 185
National Park, N.J. / Gateway

Year	avg	gp-gs	ab	r	h	2b	3b	hr	rbi	tb	slg%	bb	hbp	so	gdp	ob%	sf	sh	sb-att	po	a	e	fld%
2019	.291	49-38	158	25	46	3	1	1	17	54	.342	11	10	20	6	.372	1	2	7-8	64	1	4	.942
2020	.279	16-16	61	16	17	4	0	2	16	27	.443	9	5	9	0	.408	1	0	2-3	26	1	1	.964
2021	.275	48-31	120	24	33	5	1	7	23	61	.508	6	6	23	4	.336	2	0	2-3	40	1	1	.976
TOTAL	.283	113-85	339	65	96	12	2	10	56	142	.419	26	21	52	10	.367	4	2	11-14	130	3	6	.957

2021: Appeared in 48 games, making 31 starts at designated hitter and center field ... Hit .275 with seven homers, five doubles, one triple, 23 RBIs and 24 runs scored ... Was 2-for-3 on stolen base attempts ... Had eight multi-hit games ... Had two hits apiece in three of the four games in the season-opening series against Norfolk State ... Was 2-for-3 with four RBIs in a series-opening win over WKU ... Had a pair of hits against Florida Atlantic in game one of the C-USA Tournament.

2020: One of five players to make all 16 starts... Averaged .279 with 17 hits, four doubles, two home runs and 16 RBIs.... Stole two bases... Tabbed three multi-hit games, highlighted by four hit performance against Yale (2/28)... Recorded his two home runs in back-to-back games against Yale (2/28,2/29)... Committed one error.

2019: Named to Conference USA All-Freshman team ... Played in 49 games starting 38 ... Hit .291 with one homer and 17 RBIs ... Was 7-of-8 on stolen base attempts ... Notched 11 multi-hit games ... Notched three, three hit games ... In his first career start, garnered first career hit and multi hit game with 2-for-4 day against Binghamton ... Went 2-for-4 with two runs and career-high three RBIs against Rice, while also clubbing his first career home run ... Registered first career three-hit game with a 3-for-5 day with two RBIs at UAB ... Notched second career three-hit day with 3-for-5 night with a run and RBI against Louisiana Tech ... Added third three-hit game of the season, going 3-for-4 with a run against LA Tech.

PREP: A First Team All-South Jersey and First Team All-Group selection during his senior season ... Also named his conference's Player of the Year ... Selected to compete in the prestigious Carpenter Cup ... Helped lead Gateway to a conference title during his tenure ... Chose ODU for its coaching staff and proximity to the beach.

PERSONAL: Son of Daniel Teschko and Bethy Ann Girouard ... His twin brother, Kevin, also played for ODU ... His cousin, Ciara Girouard, plays field hockey at Indiana ... Favorite pro sports teams are the Eagles, Phillies and Sixers ... Favorite athlete is Tiger Woods ... Favorite foods are pizza and Geno's cheesesteaks ... Enjoys EDM and rap music especially 50 Cent ... Favorite movie is The Great Gatsby ... Enjoys playing golf ... His grandfather is also a twin... Majoring in Business management.



#19 KYLE EDWARDS

Freshman - INF
5-10 / 180
Chesapeake, Va. / Frank W. Cox

Personal: Son of Dawn Jackson ... Has three siblings: Dylan Jackson, Abigail Edwards and Dakotah Jackson ... Majoring in exercise science.



#20 JOEY DECHIARO

Sophomore - LHP
6-2 - 220
Flemington, N.J. (Hunterdon Central)

Year	era	w-l	app	gs	cg	sho	sv	ip	h	r	er	bb	so	2b	3b	hr	bf	bava	wp	hbp	bk	sfa	sha
2020	2.45	0-0	4	0	0	0	0	3.2	3	1	1	4	3	0	0	0	18	.231	0	0	0	0	1
2021	9.17	0-0	12	1	0	0	0	17.2	23	18	18	15	20	3	1	1	92	.303	2	1	0	0	0
TOTAL	8.02	0-0	16	1	0	0	0	21.1	26	19	19	19	23	3	1	1	110	.292	2	1	0	0	1

2021: Pitched in 12 games with one start ... Was 0-0 with a 9.17 ERA ... Tossed 17.2 innings with 20 strikeouts and 15 walks ... Against FIU and at VCU, pitched two shutout innings of one-hit baseball with three strikeouts in each contest.

2020: Appeared on the bump four times ... Pitched 3.2 innings, compiling a 2.45 ERA ... Recorded three strikeouts... Opponents hit .231 against him ... Tossed a season-high 1.2 innings against Yale (3/1).

PREP: Member of the 2016 & 2018 State Champion team at Hunterdon Central... Broke the school record for wins. Named to the First Team All-State in 2018.

PERSONAL: Son of Bobby and Terri DeChiaro... Has one sister, Jordyn. Majoring in sport management.



#21 MATT COUTNEY

Senior - INF
6-0 / 210
Edmonton, Alberta / Wetaskiwin Composite
Prev. College: Colby Community College

Year	avg	gp-gs	ab	r	h	2b	3b	hr	rbi	tb	slg%	bb	hbp	so	gdp	ob%	sf	sh	sb-att	po	a	e	fld%
2020	.288	16-16	59	15	17	2	0	2	17	25	.424	8	5	12	2	.411	1	1	1-1	136	6	1	.993
2021	.282	59-58	188	46	53	11	1	10	38	96	.511	30	14	44	4	.418	0	0	0-0	392	24	3	.993
TOTAL	.283	75-74	247	61	70	13	1	12	55	121	.490	38	19	56	6	.416	1	1	1-1	528	30	4	.993

2021: Played in 59 games, starting 58 at first base ... Hit .282 with 10 homers, 38 RBIs and 46 runs scored ... Finished third on the team with 30 walks, and added 11 doubles and a triple ... Had just three errors for a .993 fielding percentage at first base ... Had 16 multi-hit games on the year ... Went 3-for-4 with three RBIs, two doubles and two runs scored in a 6-5, 10 inning loss to URI ... Was 3-for-4 with two homers, three runs batted in and three runs scored in a 8-0 win at Marshall ... Drove in a season-high four runs in a 8-2 win at FAU. Collected two hits, including a homer ... Was 2-for-4 with a double and two runs scored in the C-USA Championship game victory over Louisiana Tech ... Hit a home run in the NCAA Regional win over South Carolina.

2020: Started in all 16 games at first base ... Hit .288 with 17 hits, two doubles, two home runs and 17 RBIs ... Recorded a season-high four RBIs in the Monarchs 11-1 win over Rutgers... Put together six multi-hit games... Stole one base against Rutgers (3/8).

PREP: Previously played two years of baseball at Colby Community College ... Was a member of the Dean's List at Colby ... Had 62 RBIs, 14 home runs, six stolen bases and a .422 batting average in 2019 for Colby.

PERSONAL: Son of Frank and Glenda Coutney ... Has one brother, Brett ... Double majoring in business management and leadership ... Wants to work in local government ... Favorite TV show is Queen of the South ... Chose ODU for the good conference, great coaching staff, and it being a great place to develop and play baseball ... His favorite player is Kyle Battle.



#23 ROBBY BARRIENTOS

Sophomore - C
5-9 / 190
Pennsauken, N.J. / Pennsauken

Year	avg	gp-gs	ab	r	h	2b	3b	hr	rbi	tb	slg%	bb	hbp	so	gdp	ob%	sf	sh	sb-att	po	a	e	fld%
2021	.154	13-4	13	2	2	1	0	0	1	3	.231	2	3	3	0	.389	0	1	0-0	62	5	1	.985
TOTAL	.154	13-4	13	2	2	1	0	0	1	3	.231	2	3	3	0	.389	0	1	0-0	62	5	1	.985

2021: Played in 13 games, starting four at catcher ... Hit .154 with two runs scored ... Also was hit by three pitches and walked twice ... His two hits on the year came in the same game as he went 2-for-3 with a double and an RBI in ODU's win over FIU.

PREP: Won a conference championship and Carpenter Cup in 2019.. A First-Team All-Conference.. Maintained a 3.4 GPA and honor roll while at Pennsauken.. Volunteered to feed the homeless with his summer baseball team.

PERSONAL: Son of Robert and Teresa Barrientos.. Has one brother, Elias and two sisters, Naiya and Jaelyn.. Studying accounting.. Chose ODU because he felt comfortable with the coaching staff and felt home even though he was away from home.. Enjoys drawing, cutting hair and gaming.



#24 JOEY MORTON

Freshman - UTL
6-4 / 215
Nottingham, Pa. / Oxford Area

Personal: Son of Drew and Ann Morton ... Has one brother, Jay ... Majoring in sport management ... Chose ODU for its great coaching staff and because it was the best place for him to succeed.



#27 THOMAS WHEELER

Junior - OF
6-0 / 195
Roy, Wash. / Graham Kapowsin
Previous School: Tacoma CC

Year	avg	gp-gs	ab	r	h	2b	3b	hr	rbi	tb	slg%	bb	hbp	so	gdp	ob%	sf	sh	sb-att	po	a	e	fld%
2021	.271	54-41	140	34	38	6	5	3	26	63	.450	17	9	37	1	.381	2	3	15-16	95	0	1	.990
TOTAL	.271	54-41	140	34	38	6	5	3	26	63	.450	17	9	37	1	.381	2	3	15-16	95	0	1	.990

2021: Played in 54 games, starting 41 in the outfield, mostly in center ... Hit .271 with three home runs, six doubles, five triples, 26 RBIs and 34 runs scored ... His five triples tied for ninth most in the nation ... Fifth in Conference USA with 15 stolen bases and was caught once (15-16) ... Tied for the team lead with three sacrifice bunts ... Went 2-for-3 with three RBIs and a run scored in his first action as a Monarch against Norfolk State ... Notched his first career three-hit day against Rhode Island ... Hit his first career homer and drove in three runs in a win at Florida Atlantic ... Hit his second career home run a day later, going 2-for-2 with a triple and two RBIs ... Was 3-for-4 with four RBIs in the home finale win over WKU ... Had nine multi-hit games.

PREP: Played two seasons of baseball at Tacoma Community College, located in Tacoma, Washington.

PERSONAL: Son of Brett and Misty Wheeler.. Has one brother, Tyler and one sister, Talynn ... Studying physical education ... Chose ODU to continue to play the game he loves while getting a masters degree.



#28 ANDREA DALATRI

Sophomore - UTL
6-2 / 205
Wall, N.J. / Christian Brothers Academy

Year	avg	gp-gs	ab	r	h	2b	3b	hr	rbi	tb	slg%	bb	hbp	so	gdp	ob%	sf	sh	sb-att	po	a	e	fld%
2020	.231	10-5	26	2	6	1	0	1	5	10	.385	1	0	6	0	.259	0	0	0-0	5	1	1	.875
2021	.227	21-2	22	5	5	1	0	1	4	9	.409	2	0	5	0	.292	0	0	0-1	30	5	0	1.000
TOTAL	.229	31-7	48	7	11	2	0	2	9	19	.396	3	0	11	0	.275	0	0	0-1	36	6	1	.977

2021: Played in 21 games with two starts ... Started against William & Mary at second base, and against Marshall at designated hitter ... Hit .227 (5-for-22) on the year with a homer, a double and four RBIs ... Delivered an RBI pinch-hit single in his first at-bat of the year against Norfolk State ... Hit the game-winning three-run homer to give ODU a 6-5 12 inning win at No. 17 East Carolina ... Went 1-for-3 with double and a run scored against WKU.

2020: Played in 10 games making five starts... Hit .231 with six hits and five RBIs... Recorded his first home run in the Monarchs 6-3 comeback win over VCU... Had one multi-hit game against Rutgers (3/8).

PREP: Played baseball at Christian Brothers Academy in Lincroft, N.J. Was a two-time player of the All-State game and Conference All-Star game... Completed over 50 hours of community service during high school... Played travel baseball for the Niners.

PERSONA: Son of Rich and Elvy Dalatri... Has four siblings, one siser, Isabella and three brothers, Rich, Jim and Luca... Father, Rich coached in the NBA for over 20 years and is currently a strength and conditioning coach... Mom played professional basketball in Italy... Brother Luca plays baseball in the St. Louis Cardinals organization baseball and played collegiately at North Carolina... Studying sport management.



#29 NOAH DEAN

Sophomore - LHP
6-2 / 185
Little Egg Harbor, N.J. / Pinelands Regional

Year	era	w-l	app	gs	cg	sho	sv	ip	h	r	er	bb	so	2b	3b	hr	bf	bavg	wp	hbp	bk	sfa	sha
2020	0.00	1-0	4	0	0	0	2	5.1	0	0	0	2	12	0	0	0	20	.000	0	1	0	0	0
2021	4.64	0-1	19	0	0	0	9	21.1	16	11	11	14	44	2	0	2	96	.203	5	3	0	0	0
TOTAL	3.71	1-1	23	0	0	0	11	26.2	16	11	11	16	56	2	0	2	116	.167	5	4	0	0	0

2021: Conference USA All-Freshman Team ... Appeared in 19 games, all out of the bullpen ... Was 0-1 with a 4.64 ERA and nine saves ... Pitched 21.1 innings, allowing 16 hits, 11 runs, while striking out 44 and walking 14 ... Held opponents to a .203 batting average ... Averaged two strikeouts an appearance ... Struck out the side against NSU in his first appearance of the season ... Had streaks of 6.2 and seven-consecutive innings without giving up a run ... Recorded a strikeout in 17-of-19 appearances, and in both of those outings, pitched less than one inning ... Registered at least two strikeouts in 15-of-19 appearances, including a career-high tying four strikeouts, four times ... Registered the save in ODU's 4-3 win over Jacksonville in the NCAA Regional opener.

2020: Made four appearances on the bump, earning one win and two saves ... Pitched 5.1 innings with 12 strikeouts ... Recorded four strikeouts against Towson (2/14)... The only Monarch pitcher to not allow a run or a hit all season.

PREP: Played baseball at Pinelands Regional ... Competed in the upperclass All-Star game and the underclass All-Star game.

PERSONAL: Son of David and Lauren Dean ... Has one sister, Madison ... Chose ODU for the campus and the baseball program... Picked ODU over JMU, Seton Hall and Xavier... Majoring in leadership with a minor in cybersecurity.



#30 DOMINICK CLAXTON

Redshirt Senior - OF
5-10 / 160
Carrollton, Va. / Nansemond Suffolk Academy
Previous School: Ferrum

Year	avg	gp-gs	ab	r	h	2b	3b	hr	rbi	tb	slg%	bb	hbp	so	gdp	ob%	sf	sh	sb-at	po	a	e	fld%
2020	.267	11-2	15	5	4	0	0	0	2	4	.267	0	2	3	0	.333	1	0	1-1	10	0	0	1.000
2021	.077	24-0	13	5	1	0	0	0	1	.077	0	0	5	0	.077	0	0	2-3	5	0	0	1.000	
TOTAL	.179	35-2	28	10	5	0	0	0	2	5	.179	0	2	8	0	.226	1	0	3-4	15	0	0	1.000

2021: Played in 24 games, being used primarily as a pinch-runner ... Was 1-for-13 at the plate ... Scored five runs ... Went 1-for-1 with a stolen base and a run scored in a win over No. 17 East Carolina.

2020: Made 11 appearances and two starts... Hit .267 with four hits and two RBIs.

AT FERRUM: Hit .318 with eight extra-base hits and 18 RBIs to go along with 22 stolen bases as a freshman in 2017, en route to being named USA South Rookie of the Year and Second Team All-Conference ... Was hampered by injury during his sophomore year in 2018, hitting .224 with 16 stolen bases in 21 games.

PREP: A Second Team All-State and First Team All-Conference selection at Nansemond-Suffolk Academy ... Stole 22 bases in 24 attempts in just 21 games ... Also helped the Nansemond-Suffolk football team to a 2015 state title ... Played AAU ball for the Old Dominion Hitters.

PERSONAL: Son of Tracey and Derrick Claxton ... Favorite pro teams are the Eagles, Yankees and 76ers and favorite athletes are Jalen Hurts, Joel Embiid and Kyle Battle ... Enjoys rap and R&B music, including Lil Baby, Travis Scott and Migos ... Favorite movies are Creed, Black Panther and the Rocky series ... Won the "Fastest Man" challenge in Fort Myers, Florida... Already holds a degree in English and is pursuing another in biology ... Wants to attend medical school.



#32 NICK PANTOS

Redshirt Senior - RHP
6-4 / 220
Rockville, Md. / Gaithersburg
Previous School: Frederick CC

Year	era	w-l	app	gs	cs	sho	sv	ip	h	r	er	bb	so	2b	3b	hr	lf	bava	wp	hbp	bk	sfs	sha
2019	4.05	5-3	16	13	0	0	0	80.0	63	41	36	39	74	11	0	3	354	.220	7	22	0	1	5
2020	5.12	2-1	4	4	0	0	0	19.1	23	11	11	5	24	3	0	3	88	.291	1	1	0	0	3
2021	4.82	4-2	16	11	0	0	1	56.0	65	39	30	23	63	8	1	4	262	.290	7	11	1	2	2
TOTAL	4.46	11-6	36	28	0	0	1	155.1	151	91	77	67	161	22	1	10	704	.256	15	34	1	3	10

2021: Appeared in 16 games, starting 11 on the mound ... Was 4-2 with a 4.82 ERA and one save ... Pitched 56 innings, allowing 65 hits, 39 runs (30 earned), with 63 strikeouts and 23 walks ... In his first start of the season against Norfolk State, tossed four shutout innings, allowing one hit with eight strikeouts ... Tossed six shutout innings against URI, striking out eight with one walk ... Against Northeastern, pitched six innings of one-run ball, striking out five and walking one ... Earned the save in ODU's win at Richmond, pitching two scoreless innings ... In ODU's win over Rice, pitched five innings allowing one unearned run, striking out four without a walk.

2020: Made four starts, primarily as the Monarchs Sunday starter... Earned a 2-1 record with a 5.12 ERA... Pitched 19.1 innings, allowing 11 runs, three doubles and three home runs... Opponents hit .291 against him... Recorded a season-high 10 strikeouts against Towson (2/16) while also pitching a season-high seven innings.

2019: Named to the Greek National Team ... Appeared in 16 games, making 13 starts ... Served as the Friday starter most of the season ... Went 5-3 with a 4.05 ERA ... Pitched 80 innings, allowing 74 strikeouts and 39 walks ... Opponents hit for a .220 average ... Tied for the national lead by hitting 22 batters ... Earned first career win in season-opener against High Point, tossing five shutout innings allowing two hits ... Added second win against Binghamton, pitching 5.1 innings, allowing three hits and one run while striking out five ... Pitched six innings against Rutgers, giving up four hits and an unearned run, and struck out eight ... Was masterful in a season-high 8.1 innings at Kansas State, allowing three hits and no runs in the 5-0 shutout ... Struck out a career-high 12 in 5.1 innings against Rice, allowing six hits and one run.

AT FREDERICK CC: Posted a breakout freshman season for the Cougars, going 9-1 with five complete games and a 2.96 ERA ... Struck out 90 batters in just 67 innings of work ... Named a First Team All-Conference and First Team All-District selection.

AT MARYLAND: Did not compete during the 2017 season.

PREP: Was a standout second baseman at Gaithersburg High School in Maryland ... Helped lead Gaithersburg to a 2015 4A state championship ... Earned All-Metro honors as a second baseman and is the school's all-time hits and doubles leader.

PERSONAL: Son of Jim and Lauri Pantos ... Favorite pro teams are the Nationals, Capitals and Wizards and favorite athlete is Blake Treinen ... Enjoys rock, rap and metal music, including Megadeth and Rush ... Favorite movie is Scarface ... Favorite foods are Bob Evans Mashed Potatoes and Cook Out Burgers ... Enjoys playing the guitar and is really good at movie character impersonations... Majoring in finance.



#33 PETE NIELSEN

Redshirt Junior - RHP
6-2 / 220
Vienna, Va. / James Madison HS
Previous School: George Mason

Year	avg	gp-gs	ab	r	h	2b	3b	hr	rbi	tb	slg%	bb	hbp	so	gdp	ob%	sf	sh	sb-at	po	a	e	fld%	
2017*	.250	2-0	4	1	1	0	0	0	1	1	.250	0	0	0	0	2	.250	0	0	0-0	0	2	0	1.000
2020*	.241	14-14	54	5	13	1	0	1	7	17	.315	6	0	8	0	.317	0	2	1-3	20	31	6	.895	
2021*	.240	36-30	104	16	25	6	1	2	10	39	.375	11	1	29	1	.319	0	2	1-2	36	61	11	.898	
All*	.241	52-44	162	22	39	7	1	3	18	57	.352	17	1	37	3	.317	0	4	2-5	56	94	17	.898	

Year	era	w-l	app	gs	cs	sho	sv	ip	h	r	er	bb	so	2b	3b	hr	lf	bava	wp	hbp	bk	sfs	sha
2021*	5.87	0-1	3	0	0	0	0	7.2	6	5	5	6	3	3	0	1	0	.207	0	2	1	1	0
All*	5.87	0-1	3	0	0	0	0	7.2	6	5	5	6	3	3	0	1	0	.207	0	2	1	1	0

* Statistics from prior team/school

At George Mason (2021): Played in 36 of a possible 43 games, starting 30 times ... Posted a .240 batting average with 25 hits, six doubles, two home runs, 16 runs scored and 11 driven in ... Had five multi-hit games, including a three-hit outing vs. George Washington ... Went 1-for-2 with a homer and three runs batted in vs. Dayton ... Made three appearances on the mound, going 0-1 with a 5.87 ERA in 7.2 innings ... Struck out three batters.

At George Mason (2020): Played all 14 games for the Patriots in the COVID-shortened season ... Batted .241 with 13 hits, one double, one home run and one run batted in ... Went 3-for-4 with a run scored against Butler ... Homered in the final game of the season.

At BYU (2017): Appeared in two games, going 1-for-4 with one run batted in ... Won the West Coast Conference Tournament with the Cougars and advanced to the Stanford Regional of the NCAA Tournament.

Prep: Attended James Madison High School, winning a VHSL 6A state championship as a junior in 2015 ... Former First Team All-Met ... Three-time first team all-conference and all-region.

Personal: Son of Mike and Maleen Nielsen ... Father pitched for BYU ... Has four siblings - Michael, Jake, Daniel and Haley ... Married Elise Achiu in January 2020 ... Majoring in leadership ... Served on a two-year mission in rural Alabama and Mississippi from 2017-19 ... Did not play or practice baseball at that time.



#34 BRETT SMITH

Graduate Student - RHP
6-4 / 225
Chesapeake, Va. / Grassfield

Year	era	w-l	app	gs	cg	sho	sv	ip	h	r	er	bb	so	2b	3b	hr	bf	bavg	wp	hbp	bk	sfa	sha
2016	5.22	1-3	24	4	0	0/1	2	39.2	44	24	23	18	20	4	1	3	180	.306	0	4	1	3	10
2017	18.00	1-0	1	0	0	0/0	0	1.0	2	2	2	1	3	0	0	0	6	.400	0	0	1	0	0
2018	5.67	1-3	7	6	0	0/0	0	27.0	33	22	17	6	26	5	1	6	118	.308	3	1	1	0	4
2020	0.00	0-0	4	0	0	0/0	0	2.2	3	1	0	2	3	1	1	0	14	.273	0	1	0	0	0
2021	10.03	0-0	12	0	0	0/0	0	11.2	18	14	13	7	11	1	0	1	59	.360	1	2	0	0	0
TOTAL	6.04	3-6	48	10	0	0/1	2	82.0	100	63	55	34	63	11	3	10	377	.315	4	8	3	14	4

2021: Pitched in 12 games, all out of the bullpen ... Was 0-0 with a 10.03 ERA ... Pitched 11.2 innings, allowing 18 hits, 14 runs (13 earned), struck out 11 and walked seven ... Pitched a scoreless inning in ODU's 12-5 win over Norfolk State ... Pitched 2.1 shutout innings against Rhode Island, striking out two.

2020: Pitched in four games... Recorded three strikeouts in 2.2 innings of work... Gave up one run, two balls, one double and one triple... Tossed a season-high two strikeouts against Holy Cross (2/22).

2019: Did not pitch due to injury.

2018: Worked his way into the starting rotation, becoming the Friday starter early in the season ... Pitched in seven games with six starts, before missing all of April and May due to an elbow injury ... Went 1-3 with a 5.67 ERA, striking out 26 in 27 innings, while walking only six ... Posted his best start against Florida Atlantic, an eventual NCAA Regional team, allowing just one earned run in six innings ... Earned the win in the season opener against Saint Louis, another eventual NCAA Regional team, with three innings of shutout relief ... Struck out a season-high twice (against Rutgers and Quinnipiac).

2017: Pitched in one game, before missing the rest of the season due to injury (Tommy John Surgery) ... Picked up a win in the lone appearance, allowing two runs in one inning of relief in the comeback, walkoff win over St. Joe's in the ODU Baseball Tournament.

2016: Posted a 5.22 ERA and a 1-3 record ... Made an appearance in 24 games, while starting four ... Part of the 5-0 shutout of No. 10 NC State ... Fanned 20 batters, including a season high four against the Wolfpack ... Picked up a save against UVA and FIU ... Earned the C-USA Commissioner's Academic Medal and was named to the C-USA Commissioner's Honor Roll ... SUMMER BALL: Helped lead the Peninsula Pilots to a runner-up finish in the Coastal Plain League, going 5-1 with a 3.48 ERA and one shutout.

PREP: Brett was varsity starter in both baseball and football since the 10th grade ... On the baseball diamond, he was the Conference Co-Player of the Year and a First Team All-Conference pitching selection as a senior ... Also earned Allstate/VHSL Male Athlete of the Year, Meyers Award Region Athlete of the Year and Second Team All-Region pitching honors ... He was also selected to play in the Virginia East-West All-Star game and was Second Team All-Conference on the mound in 2014 ... On the football field, was a two-year captain and amassed 27 career touchdowns ... Was a First Team All-South Region punter in 2013, along with First Team All-Conference in 2013 and 2014 ... Member of the National Honor Society and FBLA in high school.

PERSONAL: Son of Steve and Debbie Smith and has two brothers and a sister ... Started a business in high school called "Birdhouses for Homeless" where he would build and sell birdhouses to help feed the homeless ... Both brothers played collegiate sports, with Ryan playing football at Princeton and Brandon playing baseball at ODU and in the independent professional league ... Sister Amanda ran track at Virginia Tech and won two individual ACC Championships and was a three-time All-American ... Favorite pro teams are the Cubs and Colts ... Favorite athlete is Mariano Rivera ... Favorite movie is Never Back Down ... Enjoys surfing, fishing and wakeboarding... Holds a bachelor's in mechanical engineering and a master's in biomedical engineering ... Pursuing a PhD in engineering management and systems engineering.



#36 BRAD DOBZANSKI

Redshirt Junior - RHP
6-2 / 230
Franklinville, N.J. / Delsea Regional
Previous School: Kentucky

Year	era	w-l	app	gs	cg	sho	sv	ip	h	r	er	bb	so	2b	3b	hr	bf	bavg	wp	hbp	bk	sfa	sha
2020	22.50	0-0	2	0	0	0/0	0	2.0	3	5	5	3	1	0	0	2	11	.429	1	0	0	1	0
2021	1.42	2-0	18	0	0	0/0	0	12.2	12	3	2	6	13	2	1	0	60	.240	5	3	0	1	0
TOTAL	4.30	2-0	20	0	0	0/0	0	14.2	15	8	7	9	14	2	1	2	71	.263	6	3	0	2	0

2021: Had 18 appearances out of the bullpen ... Was 2-0 with a team-low 1.42 ERA ... Pitched 12.2 innings with 13 strikeouts and six walks ... His longest outing of the year was a two inning appearance against WKU, allowing one hit with two strikeouts ... Gave up just two earned runs on the year ... Pitched .1 inning in the NCAA Regional against Virginia.

2020: Made two appearances against Holy Cross (2/22) and Yale (3/1), tossing 2.0 innings... Recorded one strikeout... Allowed five runs.

PREP: Transferred from the University of Kentucky... SEC First-Year Academic Honor Roll selection in 2018. 2017 Rawlings-Perfect Game Third-Team All-American...Perfect Game Northeast - All Region 1st Team...Gatorade Player of the Year - New Jersey...Three-time all-conference player at Delsea Regional High School...Three-time all-conference member of the 2015 New Jersey state championship and four-time South Jersey championship wrestling team at Delsea...Member of the 2015 state championship football team...Rated the No. 170 prospect overall in 2017 by Perfect Game, the No. 61 right-handed pitcher and No. 5 player in the state of New Jersey... Was the 39th round draft pick for the San Francisco Giants in 2017.

PERSONAL: Son of Robert and Traci Dobzanski.. Has two older brothers, Robert and Bryan... Grandfather played in triple-A for the Cincinnati Reds... Brother Bryan is currently in triple-A with the St. Louis Cardinals...Studying communications... Chose ODU for the coaching staff and the competitive conference... Majoring in communication.



#37 ARI SILVERSTEIN

Redshirt Junior - RHP
6-5 / 245
Doylestown, Pa. / Central Bucks East
Previous School: Delaware

Year	era	w-l	app	gs	cg	sho	sv	ip	h	r	er	bb	so	2b	3b	hr	bf	bavg	wp	hbp	bk	sfa	sha
2020	14.73	0-0	5	0	0	0/1	0	3.2	3	6	6	6	4	1	0	0	20	.231	1	1	0	0	0
TOTAL	14.73	0-0	5	0	0	0/1	0	3.2	3	6	6	6	4	1	0	0	20	.231	1	1	0	0	0

2021: Saw no action.

2020: Saw action pitching in five games... Recorded four strikeouts in 3.2 innings of work... Opponents hit .231 against him... Allowed six runs, six walks and one double... Recorded a season-high two strikeouts against Towson (2/16).

At Delaware: A two-year member of the Delaware baseball team... In 2019, pitched to a 1-0 record in his 10 appearances, working 11.0 innings, all out of the bullpen for the Blue Hens... Threw 2.0 scoreless innings against Liberty... Member of the Delaware SAAC.

PREP: Attended Central Bucks East high school where he played baseball for Kyle Dennis.

PERSONAL: Son of Adam and Lisa Silverstein... Chose ODU to focus on developing as a player... Majoring in management.



#38 JASON HARTLINE

Senior - LHP
6-4 / 225
Chesapeake, Va. / Greenbrier Christian

Year	era	wl	app	gs	cg	sho	sv	ip	h	r	er	bb	so	2b	3b	hr	bf	bavg	wp	hbp	bk	sfa	sha
2018	4.05	2-4	23	6	0	0	1	40.0	36	20	18	16	24	10	0	3	173	.247	2	6	0	4	1
2019	5.33	0-2	23	6	0	0	0	27.0	38	18	16	6	30	6	0	2	123	.339	7	1	0	1	3
2020	9.35	0-0	7	0	0	0	0	8.2	10	9	9	1	6	3	0	1	37	.294	2	1	0	1	0
2021	1.88	5-0	27	0	0	0	3	48.0	42	13	10	10	60	5	1	1	192	.241	0	4	0	2	2
TOTAL	3.86	7-6	80	12	0	0	4	123.2	126	60	53	33	120	24	1	7	525	.270	11	12	0	8	6

2021: Second-Team All-Conference USA Relief Pitcher ... Led ODU with 27 appearances out of the bullpen ... Went 5-0 with a 1.88 ERA and three saves ... Pitched 48 innings, giving up 42 hits, 13 runs (10 earned), with 60 strikeouts and 10 walks ... Allowed a .241 opponent batting average ... Gave up just one home run all season ... Did not allow an earned run in his first 7.2 innings pitched ... Recorded multiple strikeouts in 18 of his 27 appearances ... Did not allow a run in 20 of 27 appearances ... Pitched a season-high 3.1 innings twice, against Rice and WKU, and did not allow a run in either outing ... Struck out a career-high five twice, against WKU and also at Marshall ... Was clutch out of the bullpen in ODU's NCAA Regional win over Jacksonville, pitching 2.2 shutout innings, allowing one hit with three strikeouts and a walk.

2020: Made seven appearances out of the bullpen... Recorded six strikeouts with a 9.35 ERA... Tossed 8.2 innings in seven games... Pitched a season-high 2.0 innings, twice against Towson (2/15) and Rutgers (3/7)... Notched two strikeouts against VMI (3/3).

2019: Pitched in 23 games and made six starts, the same as his freshman season ... Was 0-2 with a 5.33 ERA ... Pitched 27 innings, allowing 38 hits and 16 earned runs ... Struck out 30 allowing six walks ... Longest outing of the year was a three inning start at VCU, going three innings, allowing three hits and one run in a game ODU won ... Did not allow a run his first appearances of the season ... Pitched a scoreless inning in the C-USA Tournament game against WKU.

2018: Appeared in 23 games with six starts as a true freshman ... Went 2-4 with a 4.05 ERA and one save ... His starts primarily came on Sunday ... Earned wins against Kansas State and VCU and picked up a save against Richmond ... One of just three pitchers (Maguire, Gregory) on the team with multiple wins ... Started the combined shutout against Charlotte, tossing three scoreless innings ... Had a season-long outing against nationally-ranked Southern Miss, going four innings ... Had a season-high four strikeouts against VCU ... Became an internet sensation during a game at FIU, after being seen twirling a warmup noodle like a Samurai in a video that was posted to Foul Pole Sports.

PREP: Played his high school ball at Greenbrier Christian Academy ... A First Team All-TCIS Conference and All-State selection as a senior in 2017 ... Also named Second Team All-Tidewater ... Went 9-3 with a 0.45 ERA during his senior season ... Compiled a perfect record with a 1.22 ERA as a junior.

PERSONAL: Son of Jeff and Tracy Hartline ... Favorite athletes are Derek Jeter and John Wall ... A fan of the Yankees and Wizards ... Listens to alternative music and 80s rock and enjoys Boyz II Men ... Favorite movies are The Graduate and Star Wars ... Loves water... Majoring in marketing.



#39 KELLEN DAVIS

Redshirt Freshman - RHP
6-0 / 190
Media, Pa. / Penncrest

Prep: Graduated Penncrest High School in Media, Pennsylvania ... Volunteered at a local hospital.

Personal: Son of Brett and Teresa Davis ... Has a younger brother, Braden ... Enjoys fishing and surfing ... Chose ODU for the coaching staff ... Majoring in leadership.



Redshirt Junior - RHP
6-1 / 190
Manasquan, N.J. / Manasquan

Year	era	wl	app	gs	cg	sho	sv	ip	h	r	er	bb	so	2b	3b	hr	bf	bavg	wp	hbp	bk	sfa	sha
2018	3.31	1-0	29	0	0	0	0	35.1	36	16	13	9	27	5	2	1	152	.275	1	3	0	4	5
2019	4.95	2-0	18	0	0	0	1	20.0	18	12	11	5	18	6	0	2	90	.234	1	6	0	0	2
TOTAL	3.90	3-0	47	0	0	0	1	55.1	54	28	24	14	45	11	2	2	242	.260	2	9	0	4	7

2021: Saw no action.

2020: Redshirt season.

2019: Pitched in 18 games out of the bullpen ... Was 2-0 with a 4.95 ERA ... Pitched 20 innings, allowing 18 hits and 11 earned runs ... Had 18 strikeouts and a team-low five walks ... Opponents hit .234 off the sidearm ... Pitched 2.2 scoreless innings to earn the win at VMI ... Ended the regular season with 1.1 shutout innings at WKU.

2018: Sidearm righty who quickly emerged as one of the team's top relievers during his true freshman season ... Tied for the team lead with 29 appearances, which also ranked second in the conference ... Went 1-0 with a 3.31 ERA and one save ... The 3.31 ERA was the best on the team ... Allowed just one home run and walked only nine in 35.1 innings ... Earned his first career win at FIU and then picked up his first career save, a two-inning save, at Marshall ... Went a season-long four innings against UAB ... Struck out a season-high three twice, against Marshall and nationally-ranked Southern Miss ... Went 1-0 with a 5.19 ERA in 15 conference games.

PREP: Played his high school ball at Manasquan High School in coastal New Jersey ... The 2017 Shore Conference Pitcher of the Year as a senior in 2017 ... Also a First Team All-Shore and Second Team All-State selection ... Went 6-3 with a 1.42 ERA and 91 strikeouts in 69 innings pitched ... Threw a one-hit shutout with 16 strikeouts against local power Red Bank Catholic.

PERSONAL: Son of John and Patricia Muly ... Chose ODU for its baseball program, academics, campus and similar atmosphere to his home ... Favorite athlete is Mariano Rivera and his favorite pro sports team is the New York Yankees ... Favorite food is chicken parmesan ... Likes hip hop music ... Favorite movie is Star Wars ... Hobbies include surfing, fishing and snowboarding... Majoring in sport management.



#41 TREY FISHER

Senior - RHP
6-0 / 190
Temperanceville, Va. / Chincoteague

Year	era	wl	app	gs	cg	sho	sv	ip	h	r	er	bb	so	2b	3b	hr	bf	bavg	wp	hbp	bk	sfa	sha	
2018	7.20	0-1	10	1	0	0	0	15.0	16	12	12	10	8	2	0	2	71	.291	3	3	0	0	3	
2019	4.64	1-1	19	0	0	0	0	6	21.1	18	14	11	14	18	3	1	0	103	.217	3	5	1	1	0
2020	12.00	0-1	7	0	0	0	0	3.0	7	4	4	3	3	1	1	0	20	.500	0	2	2	0	1	
2021	4.70	1-0	9	0	0	0	0	7.2	7	6	4	7	5	0	0	2	41	.241	0	4	1	0	1	
TOTAL	5.94	2-3	45	1	0	0	0	6	47.0	48	36	31	34	34	6	4	235	.265	6	14	4	1	5	

2021: Appeared in nine games out of the bullpen ... Was 1-0 with a 4.70 ERA in 7.2 innings pitched. ... Struck out five with seven walks ... Earned the win in 1.2 shutout innings. of work in ODU's 12-5 win over Norfolk State ... He also pitched 1.2 innings of shutout relief with three strikeouts and two walks against UTSA.

2020: Appeared in seven games, the second most appearances on the squad... Put together a 12.00 ERA... Pitched 3.0 innings, compiling three strikeouts.

2019: Appeared in 19 games out of the bullpen ... Had a 1-1 record with a 4.64 ERA ... Had 18 strikeouts and 14 walks while allowing an opponent batting average of .217 ... First appearance of the year was a scoreless inning against High Point ... Pitched two hitless innings at UTSA.

2018: Pitched in 10 games with one start during true freshman season ... Went 0-1 with a 7.20 ERA ... Started in the midweek at William & Mary, allowing a run on two hits in 1.1 innings ... Had his best outing out of the bullpen at LA Tech, tossing 2.2 innings of shutout relief ... Recorded four total appearances out of the pen without allowing a run.

PREP: Played his high school baseball at Chincoteague High School on the eastern shore of Virginia ... Named the Player of the Year for his district and conference in 2017 ... Graduated high school with a 3.7 GPA.

PERSONAL: Son of Kim and Chuck Fisher ... Chose ODU for the campus and baseball program ... A Yankees and Washington Football Team fan ... Favorite pro athletes are Derek Jeter and Andy Pettitte ... Listens to alternative and country music, specifically Florida Georgia Line ... Favorite movie is Lord of the Rings... Graduated with a degree in sport management ... Currently pursuing a master's in sport administration.



#42 SAM ARMSTRONG

Sophomore - RHP
6-2 / 250
Wantage, N.J. / High Point Regional
Previous School: County College of Morris

At County College of Morris (2020-21): Named all-conference and all-region.

Prep: County Player of the Year in 2019 ... A three-time all-county and all-conference selection (2017-19) ... Made back-to-back New Jersey All-Star Games in 2018 and 2019 ... Set the doubles record at High Point Regional.

Personal: Son of Gordon and Pamela Armstrong ... Has one brother, Ben ... Majoring in finance ... Chose ODU because he loved the coaching staff and the atmosphere.



#43 JACOB GOMEZ

Sophomore - LHP
5-10 / 180
Rutherford, N.J. / Rutherford

Year	era	wl	app	gs	cg	sho	sv	ip	h	r	er	bb	so	2b	3b	hr	bf	bavg	wp	hbp	bk	sfa	sha
2021	4.75	6-1	17	1	0	0/0	0	30.1	25	19	16	18	28	7	1	1	135	.223	2	5	3	0	0
TOTAL	4.75	6-1	17	1	0	0/0	0	30.1	25	19	16	18	28	7	1	1	135	.223	2	5	3	0	0

2021: Pitched in 17 games, all but one coming out of the bullpen ... Was 6-1 with a 4.75 ERA ... Pitched 30.1 innings, allowing 25 hits, 19 runs (16 earned), with 28 strikeouts and 18 walks ... Held opponents to a .233 batting average ... In his first career collegiate appearance, tossed two shutout innings and did not allow a hit, striking out three in a win over Norfolk State ... Pitched 1.1 shutout innings with a pair of strikeouts in ODU's 6-5 12 inning win at No. 17 ECU ... Saved his best performance of the season for last, pitching a career-high 4.2 innings, allowing just one hit and no runs, with two strikeouts and a walk in ODU's 4-3 NCAA Regional win over Jacksonville.

PREP: A two-time First-Team All-State selection ... Three-time First-Team All-League honoree ... A freshman second-team All-American ... Helped lead Rutherford to the league championship three times.. In two seasons compiled 149 strikeouts and allowed 16 earned runs and 53 hits.

PERSONAL: Son of Irving and Kimberly Gomez ... Has one brother, Alex ... Majoring in criminal justice.



#44 TOMMY GERTNER

Senior - LHP
6-1 / 195
Northbrook, Ill. / Glenbrook North
Previous School: Oakton CC

Year	era	wl	app	gs	cg	sho	sv	ip	h	r	er	bb	so	2b	3b	hr	bf	bavg	wp	hbp	bk	sfa	sha
2019	2.95	2-0	13	12	0	0/1	0	42.2	23	16	14	19	40	2	1	5	175	.156	4	8	0	1	0
2020	1.29	1-0	3	3	0	0/0	0	7.0	5	2	1	3	4	2	0	0	31	.192	1	2	0	0	0
2021	4.95	1-2	15	15	0	0/0	0	56.1	51	37	31	23	54	13	1	6	260	.238	5	15	0	6	2
TOTAL	3.91	4-2	31	30	0	0/1	0	106.0	79	55	46	45	98	17	2	11	466	.204	10	25	0	7	2

2021: Made 15 starts, tying for the most on the team ... Was 1-2 with a 4.95 ERA ... Pitched 56.1 innings, allowed 51 hits, while striking out 54 with 23 walks ... Opponents hit .238 off the lefty ... Did not allow an earned run until his third start of the season, as he pitched four innings (one unearned run) against NSU and 4.2 shutout innings in the win at No. 17 East Carolina ... Gave up just one run in four innings in the win over Ball State ... Went a season-long 5.2 innings at Charlotte, giving up four runs, three earned with four strikeouts ... Started against FAU in the C-USA Tournament, going 4.2 innings and giving up two runs on hits while striking out four ... In the NCAA Regionals, he started the Regional Final against Virginia, pitching 3.1 innings and allowing six hits and five runs, striking out one and walking one.

2020: Made three starts, tossing 7.0 innings, compiling a 1.29 ERA... ODU's primary midweek starter.... Earned one win against VMI (3/3)... Recorded four strikeouts... Opponents hit just .192 off him.

2019 (SO): Pitched in 13 games, making 12 starts ... Went 2-0 with a 2.95 ERA, best by a starter ... Struck out 40 with 19 walks ... Opponents hit a team-low .156 off the lefty ... Pitched 42.2 innings, allowing 23 hits and 14 earned runs ... First outing of the year was a three inning start against VMI, allowing two hits and no runs ... Second start was a four inning shutout against Campbell, striking out five and allowing two hits ... Scoreless streak to begin the season ended at nine innings, as he gave up his first two runs of the season, one earned, against William and Mary ... Pitched 6.2 innings of one-hit ball against Princeton, striking out five and walking one to earn his first win of the season ... Allowed two runs or less in every appearance but one.

AT OAKTON CC: Had a standout freshman season for Oakton Community College in 2018, going 10-1 with a 2.44 ERA, two saves and 103 strikeouts in 96 innings ... Led Oakton a NJCAA Division III World Series title and was named World Series MVP ... Tossed 14 1/3 innings, struck out 12 batters and allowed 4 earned runs in the World Series ... Also named a Second Team All-American.

PREP: Earned All-Area honors in football, basketball and baseball at Glenbrook North High School ... Named the top male athlete of his class.

PERSONAL: Son of Tom and Margaret Gertner ... Favorite pro teams are the Blackhawks, Packers and White Sox and favorite athletes are Patrick Kane, Aaron Rodgers and Chris Sale ... Favorite foods are steak and french fries ... Enjoys country music, especially Eric Church and Luke Bryan .. Favorite movie is Goodfellas ... Enjoys watching sports ... Had opportunities to also play collegiate football and basketball... Majoring in physical education.



#45 HENRY HERSUM

Freshman - RHP
6-7 / 225
Saunderstown, R.I. / Combine Academy

Prep: The top prospect in the class of 2021 out of Rhode Island, per Perfect Game ... Started for the Brewers Scout Team at WWBA Worlds.

Personal: Son of Mark and Karen ... Has three siblings: Ian, Taber and Julia.



PLAYER BIOS



#46 BLAKE MORGAN

Freshman - LHP
6-1 / 175
Marlton, N.J. / Cherokee

Prep: Competed in the Carpenter Cup game in 2021.

Personal: Son of Joseph and Coleen Morgan ... Has one brother, Zach ... Majoring in physical education ... Plans to become a physical trainer ... Chose ODU because it was the best fit.



#47 CONNOR SCHUMANN

Freshman - LHP
6-0 / 200
Midlothian, Va. / Benedictine College Prep

Prep: An honor roll student.

Personal: Son of Joe and Karen Schumann ... Has one younger brother, Jared ... Majoring in sport management ... Enjoys playing pickle ball ... Chose ODU for its coaching staff.



#49 VINCENT BASHARA

Sophomore - RHP
6-0 / 180
Norfolk, Va. / Maury

Year	era	wl	app	gs	cg	sho	sv	ip	h	r	er	bb	so	2b	3b	hr	bf	bavg	wp	hbp	bk	sfa	sha
2021	2.16	0-0	8	0	0	0	0	8.1	10	2	2	2	8	3	0	0	38	.294	0	1	0	1	0
TOTAL	2.16	0-0	8	0	0	0	0	8.1	10	2	2	2	8	3	0	0	38	.294	0	1	0	1	0

2021: Pitched in eight games for a total of 8.1 innings ... Was 0-0 with a 2.16 ERA ... Had eight strikeouts and two walks, allowing 10 hits ... Opponents hit .294 ... In his first collegiate appearance, struck out the side against Norfolk State.

PERSONAL: Son of Brian and Denise Bashara ... Has three siblings, Cristina, Brian and Lawrence.. Cristina played soccer for the Monarchs and graduated in 2019 ... Brian played baseball for the Monarchs and graduated in 2014.. Grandfather, Charles Bashara also played baseball for ODU ... Chose ODU because he grew up watching and for the added benefit of having his family close by ... Enjoys fishing ... Studying cybersecurity ... favorite athlete is Aaron Holiday.



#50 JARED HANCOCK

Junior - C
6-0 / 180
Pocomoke City, Md. / Pocomoke

Year	ava	ops	ab	r	h	2b	3b	hr	rbi	tb	slg%	bb	hbp	so	gdp	ob%	sf	sh	sb	cs	po	a	e	fld%
2019	.283	.21-15	60	8	17	4	0	1	10	24	.400	3	0	15	0	.313	1	2	2	2	90	21	0	1.000
2020	.400	9-7	30	4	12	2	0	0	4	14	.467	2	1	6	2	.441	1	0	0	1	48	13	0	1.000
2021	.176	21-17	51	7	9	4	0	1	4	16	.314	5	1	20	0	.259	1	1	1	1	147	21	3	.982
TOTAL	.270	51-39	141	19	38	10	0	2	18	54	.383	10	2	41	2	.321	3	3	3	3	285	55	3	.991

2021: Played in 21 games, making 17 starts at catcher ... Hit .176 with a home run, four RBIs, a double and seven runs scored ... Had three multi-hit games ... Went 3-for-4 with a homer and two doubles in a 6-5 extra innings loss to Rhode Island ... Had a pair of hits in games against W&M and Marshall.

2020: Played in nine games, making seven starts... Led the team with a .400 batting average with 12 hits, two doubles and four RBIs... Recorded four multi-hit games.

2019: Played in 21 games, starting 15 at catcher ... Hit .293 with one homer, four doubles and 10 RBIs ... Secured first career hit at Southern Miss ... Had four multi-hit games ... First career multi-hit game he went 4-for-4 with a double against VCU ... Hit first career home run, a three-run shot, in the 14-6 win over Louisiana Tech.

PREP: A three-time First Team All-Bayside Conference selection and First Team All-State selection during her senior season ... Named to the Brooks Robinson All-Star Game ... Had a career batting average of .447 ... Owns the school record for stolen bases with 74, including 34 as a senior ... Also a two-time all-conference selection in soccer.

PERSONAL: Son of Nancy and Gary Hancock ... Has one sister, Olivia ... His father played soccer at Salisbury ... Favorite pro team is the Orioles and favorite athletes are Mike Trout and Lamar Jackson ... Enjoys rap and country music, including Morgan Wallen and Riley Green ... Favorite foods is crabs ... Favorite movie is Anchorman ... Enjoys fishing and going to the beach... Majoring in sport management.



#51 JOEY RODRIGUEZ

Redshirt Junior - RHP
6-0 / 185
Virginia Beach, Va. / First Colonial

Year	era	wl	app	gs	cg	sho	sv	ip	h	r	er	bb	so	2b	3b	hr	bf	bavg	wp	hbp	bk	sfa	sha
2020	1.59	1-0	4	0	0	0	0	5.2	6	1	1	3	2	1	0	0	25	.286	1	1	0	0	0
2021	6.11	2-3	23	0	0	0	0	17.2	21	18	12	7	15	2	1	0	86	.292	0	6	0	0	1
TOTAL	5.01	3-3	27	0	0	0	0	23.1	27	19	13	10	17	3	1	0	111	.290	1	7	0	0	1

2021: Pitched in 23 games out of the bullpen ... Went 2-3 with a 6.11 ERA ... Pitched 17.2 innings, allowing 21 hits, 18 runs (12 earned), with 15 strikeouts and seven walks ... Was used mostly in the middle of an inning to get out of a jam ... Against FIU, went 1.1 shutout innings, allowing a hit with a strikeout and walk ... Pitched in three postseason games, in the C-USA Tournament against Middle Tennessee and Louisiana Tech, and in the NCAA Regional Final against Virginia.

2020: Saw action in four games out of the bullpen... Earned a 1-0 record with a 1.59 ERA... Allowed three walks, one run and one double in 5.2 innings...Opponents hit .286 against him... Recorded two strikeouts.

PREP: A First Team All-Region and Second Team All-Tidewater selection as a senior at First Colonial High School ... Also named Team MVP and Team Captain ... Helped lead First Colonial to two conference titles, a regional championship and a pair of state tournament appearances during his prep career ... Chose ODU for its proximity to home.

PERSONAL: Son of Eric Rodriguez and Amanda Vuocolo ... Favorite pro team is the Cubs and favorite athlete is Anthony Rizzo ... Enjoys reggae and EDM music and Post Malone ... Favorite food is a Moe's burrito ... Favorite movie is Step Brothers ... Likes to surf ... Can solve a Rubix cube... Majoring in biology.



#52 BRYCE JONES

Freshman - OF
6-1 / 175
Virginia Beach, Va. / Cape Henry

Personal: Son of Mike and Caroline Jones ... Has two siblings, Trent and Mia ... Majoring in business management ... Chose ODU for its great coaching staff and because it is close enough to home to have his parents watch him play.



#55 JOHN KEANE

Senior - RHP
6-1 / 190
Williamsburg, Va. / Lafayette

Year	avg	gp-gs	ab	r	h	2b	3b	hr	rbi	tb	slg%	bb	hbp	so	gdp	ob%	sf	sh	sb-att	po	a	e	fld%
2018	.500	9-2	6	1	3	0	0	1	1	6	1.000	3	0	1	0	.667	0	0	0-0	17	1	1	.947
2019	.000	4-0	3	0	0	0	0	0	0	0	.000	0	0	1	0	.000	0	0	0-0	10	0	0	1.000
TOTAL	.333	13-2	9	1	3	0	0	1	1	6	.667	3	0	2	0	.500	0	0	0-0	27	1	1	.966

2021: Saw no action.

2020: Redshirt season.

2019: Played in four games at catcher ... Was 0-for-3 at the plate.

2018: Played in nine games behind the plate, making two starts ... Bullpen catcher who emerged as a quality backup and starting catcher late in the season ... Hit .500 with a home run in six at-bats ... All three of his hits came in the final series of the season at LA Tech ... First career hit was a home run at LA Tech ... Followed that with a 2-for-3 performance for his first career multi-hit game ... Got his first start of his career on Sunday against Rice.

PREP: Played his high school ball at Lafayette High School in Williamsburg ... Helped lead Lafayette to a state title.

PERSONAL: Son of John and Debbie Keane ... Brother, Matt, plays baseball at VMI ... Chose ODU for its academics and baseball program ... Favorite athletes are Buster Posey and Jorge Posada ... Favorite pro sports team is the New York Yankees ... Enjoys Frank Sinatra and Celine Dion ... Favorite food is Chipotle ... Favorite movies are American Sniper, Miracle and Top Gun ... Hobbies include telling dad jokes and making weekly runs to Del Vecchio's ... Was deaf until the age of 5 and is color blind... Majoring in history.



2021 SEASON STATS

2021 Old Dominion University Baseball Overall Statistics (as of Jun 8, 2021)

Overall Record: 44-16 Conf: 22-10 Home: 22-8 Away: 18-6 Neutral: 4-2

All games Sorted by Batting Avg

#	Player	AVG	GP-GS	AB	R	H	2B	3B	HR	RBI	TB	SLG%	BB	HBP	SO	GDP	OB%	SF	SH	SB-ATT	PO	A	E	FLD%
4	Trice, Carter	.355	58-58	234	57	83	17	3	14	54	148	.632	28	2	62	3	.426	1	1	8-10	80	116	17	.920
11	Bell, Tommy	.343	60-60	204	47	70	9	5	8	49	113	.554	13	18	38	4	.421	5	3	2-7	93	134	9	.962
16	Battle, Kyle	.319	59-59	207	68	66	15	3	18	61	141	.681	56	6	37	0	.464	7	1	7-9	74	2	1	.987
9	Garriola, Andy	.318	59-59	236	53	75	16	0	14	72	133	.564	14	7	55	5	.366	5	0	0-1	105	4	2	.982
10	Gagliardi, Brock	.316	51-46	155	39	49	11	0	9	35	87	.561	32	8	46	0	.456	0	1	0-0	349	21	4	.989
7	Levari, Kenny	.298	60-56	238	49	71	10	0	8	36	105	.441	25	3	57	4	.369	2	1	2-5	18	89	13	.892
21	Coutney, Matt	.282	59-58	188	46	53	11	1	10	38	96	.511	30	14	44	4	.418	0	0	0-0	392	24	3	.993
18	Teschko, Ryan	.275	48-31	120	24	33	5	1	7	23	61	.508	6	6	23	4	.336	2	0	2-3	40	1	1	.976
27	Wheeler, Thomas	.271	54-41	140	34	38	6	5	3	26	63	.450	17	9	37	1	.381	2	3	15-16	95	0	1	.990
6	Petracci, Robbie	.299	35-28	97	17	29	5	1	8	25	60	.619	11	3	29	0	.381	2	0	0-0	1	0	0	1.000
15	Dengler, Chris	.267	6-5	15	5	4	1	1	0	3	7	.467	4	0	4	0	.421	0	0	0-1	4	11	1	.938
12	Ransom, Lincoln	.261	30-16	69	11	18	8	0	4	12	38	.551	3	5	31	1	.333	1	0	0-0	0	0	0	.000
28	Dalatri, Andrea	.182	21-2	22	5	4	0	0	1	4	7	.318	2	0	5	0	.250	0	0	0-1	30	5	0	1.000
50	Hancock, Jared	.176	21-17	51	7	9	4	0	1	4	16	.314	5	1	20	0	.259	1	1	1-1	147	21	3	.982
23	Barrientos, Robby	.154	13-4	13	2	2	1	0	0	1	3	.231	2	3	3	0	.389	0	1	0-0	62	5	1	.985
30	Claxton, Dominick	.077	24-0	13	5	1	0	0	0	0	1	.077	0	0	5	0	.077	0	0	2-3	5	0	0	1.000
45	Coldsnow, Zach	.000	9-0	5	2	0	0	0	0	0	0	.000	1	0	2	1	.167	0	0	0-1	4	0	0	1.000
Totals		.301	60-60	2007	471	605	119	20	105	443	1079	.538	249	85	498	27	.396	28	12	39-58	1519	500	60	.971
Opponents		.248	60-60	1926	284	477	80	11	31	249	672	.349	224	83	557	29	.348	17	17	58-82	1465	443	52	.973

LOB: Team (435), Opp (461) DPs Turned: Team (41), Opp (30) IBB: Team (2), Coutney (1), Petracci (1), Opp (1) Picked Off: Bell (2), Trice (1), Wheeler (1)

All games Sorted by Earned Run Avg

#	Player	ERA	W-L	APP	GS	CG	SHO	SV	IP	H	R	ER	BB	SO	2B	3B	HR	B/AVG	WP	HP	BK	SFA	SHA
47	Dobzanski, Brad	1.42	2-0	18	0	0	0-0	0	12.2	12	3	2	6	13	2	1	0	.240	5	3	0	1	0
38	Hartline, Jason	1.88	5-0	27	0	0	0-1	3	48.0	42	13	10	10	60	5	1	1	.241	0	4	0	2	2
49	Bashara, Vincent	2.16	0-0	8	0	0	0-0	0	8.1	10	2	2	2	8	3	0	0	.294	0	1	0	1	0
33	Gregory, Hunter	2.95	8-2	16	15	3	1-0	0	79.1	65	31	26	19	88	12	0	6	.223	3	2	0	2	3
25	Busher, Matt	3.00	0-0	3	0	0	0-0	0	3.0	3	1	1	3	1	0	0	0	.333	0	1	0	0	0
42	Moore, Ryne	3.16	9-1	17	14	1	1-1	0	85.1	76	35	30	22	80	14	2	4	.236	6	18	0	2	4
26	Holiday, Aaron	3.21	4-2	20	1	0	0-0	1	28.0	15	14	10	32	43	3	0	1	.150	7	4	0	0	0
31	Scheffler, Tom	4.50	0-1	15	0	0	0-0	0	16.0	12	8	8	10	13	1	0	0	.226	0	2	0	1	2
29	Dean, Noah	4.64	0-1	19	0	0	0-1	9	21.1	16	11	11	14	44	2	0	2	.203	5	3	0	0	0
41	Fisher, Trey	4.70	1-0	9	0	0	0-0	0	7.2	7	6	4	7	5	0	0	2	.241	0	4	1	0	1
43	Gomez, Jacob	4.75	6-1	17	1	0	0-0	0	30.1	25	19	16	18	28	7	1	1	.223	2	5	3	0	0
32	Pantos, Nick	4.82	4-2	16	11	0	0-2	1	56.0	65	39	30	23	63	8	1	4	.290	7	11	1	2	2
44	Gertner, Tommy	4.95	2-2	15	15	0	0-0	0	56.1	51	37	31	23	54	13	1	6	.238	5	15	0	6	2
51	Rodriguez, Joey	6.11	2-3	23	0	0	0-0	0	17.2	21	18	12	7	15	2	1	0	.292	0	6	0	0	1
20	DeChiaro, Joey	9.17	0-0	12	1	0	0-0	0	17.2	23	18	18	15	20	3	1	1	.303	2	1	0	0	0
34	Smith, Brett	10.03	0-0	12	0	0	0-0	0	11.2	18	14	13	7	11	1	0	1	.360	1	2	0	0	0
39	Vaks, Luke	18.00	1-1	5	2	0	0-0	0	4.0	9	9	8	4	8	4	0	1	.409	3	1	0	0	0
1	Rivera, Geo	18.00	0-0	2	0	0	0-0	0	3.0	7	6	6	2	3	0	2	1	.467	0	0	0	0	0
Totals		4.23	44-16	254	60	4	4	14	506.1	477	284	238	224	557	80	11	31	.248	46	83	5	17	17
Opponents		7.92	16-44	237	60	2	2	3	488.1	605	471	430	249	498	119	20	105	.301	60	85	5	28	12

PB: Team (8), Totals (8), Gagliardi (5), Hancock (2), Barrientos (1), Opp (14) Pickoffs: Team (7), Gomez 2, Hartline 2, Fisher 1, Moore 1, Pantos 1, Totals, Opp (4) SBA/ATT: Totals (116-159), Gagliardi (37-47), Hancock (16-23), Moore (15-16), Pantos (12-13), Barrientos (5-7), Gomez (5-5), Gregory (5-11), Dobzanski (3-3), Gertner (3-6), Holiday (3-6), Bashara (2-3), Fisher (2-2), Rodriguez (2-3), Busher (1-2), Dean (1-1), DeChiaro (1-2), Hartline (1-4), Scheffler (1-2), Vaks (1-1)

2021 SEASON STATS



2021 Old Dominion University Baseball Overall Statistics (as of Jun 8, 2021)

All games Sorted by Fielding Pct

#	Player	C	PO	A	E	FLD%	DP	SBA	CSB	SBA%	PB	CI
28	Dalatri, Andrea	35	30	5	0	1.000	1	0	0	—	0	0
38	Hartline, Jason	14	2	12	0	1.000	1	1	3	.250	0	0
44	Gertner, Tommy	9	0	9	0	1.000	0	3	3	.500	0	0
43	Gomez, Jacob	6	0	6	0	1.000	0	5	0	1.000	0	0
30	Claxton, Dominick	5	5	0	0	1.000	0	0	0	—	0	0
45	Coldsnow, Zach	4	4	0	0	1.000	0	0	0	—	0	0
31	Scheffler, Tom	4	0	4	0	1.000	0	1	1	.500	0	0
34	Smith, Brett	4	2	2	0	1.000	0	0	1	—	0	0
41	Fisher, Trey	3	0	3	0	1.000	0	2	0	1.000	0	0
49	Bashara, Vincent	2	1	1	0	1.000	0	2	1	.667	0	0
20	DeChiaro, Joey	2	1	1	0	1.000	0	1	1	.500	0	0
47	Dobzanski, Brad	2	0	2	0	1.000	0	3	0	1.000	0	0
1	Rivera, Geo	2	1	1	0	1.000	0	0	1	—	0	0
6	Petracci, Robbie	1	1	0	0	1.000	0	0	0	—	0	0
26	Holiday, Aaron	1	0	1	0	1.000	0	3	3	.500	0	0
29	Dean, Noah	1	0	1	0	1.000	0	1	0	1.000	0	0
21	Coutney, Matt	419	392	24	3	.993	29	0	0	—	0	0
27	Wheeler, Thomas	96	95	0	1	.990	0	0	0	—	0	0
10	Gagliardi, Brock	374	349	21	4	.989	4	37	10	.787	5	1
16	Battle, Kyle	77	74	2	1	.987	0	0	0	—	0	0
23	Barrientos, Robby	68	62	5	1	.985	0	5	2	.714	1	0
50	Hancock, Jared	171	147	21	3	.982	3	16	7	.696	2	0
9	Garriola, Andy	111	105	4	2	.982	2	0	0	—	0	0
18	Teschko, Ryan	42	40	1	1	.976	1	0	0	—	0	0
11	Bell, Tommy	236	93	134	9	.962	28	0	0	—	0	0
42	Moore, Ryne	18	5	12	1	.944	1	15	1	.938	0	0
15	Dengler, Chris	16	4	11	1	.938	2	0	0	—	0	0
32	Pantos, Nick	13	7	5	1	.923	0	12	1	.923	0	0
4	Trice, Carter	213	80	116	17	.920	23	0	0	—	0	0
7	Levari, Kenny	120	18	89	13	.892	3	0	0	—	0	0
33	Gregory, Hunter	7	1	5	1	.857	0	5	6	.455	0	0
51	Rodriguez, Joey	3	0	2	1	.667	0	2	1	.667	0	0
25	Busher, Matt	0	0	0	0	.000	0	1	1	.500	0	0
12	Ransom, Lincoln	0	0	0	0	.000	0	0	0	—	0	0
39	Vaks, Luke	0	0	0	0	.000	0	1	0	1.000	0	0
Totals		2079	1519	500	60	.971	98	58	21	.730	8	1
Opponents		1960	1465	443	52	.973	82	39	17	.690	14	1



YEAR-BY-YEAR OVERVIEW



Year	Conference	Coach	Overall	Conf.	Season	Tournament	NCAA	High Rank	Final Rank	Avg	ERA
2021	C-USA	Chris Finwood	44-16	22-10	4th	4-0 (Champ)	2-2 (Regional)	#11	#16	.301	4.23
2020	C-USA	Chris Finwood	12-4	N/A	N/A	N/A	N/A	--	--	.302	4.59
2019	C-USA	Chris Finwood	35-21	16-14	5th	0-2	--	--	--	.288	4.74
2018	C-USA	Chris Finwood	15-37	7-22	12th	--	--	--	--	.279	5.62
2017	C-USA	Chris Finwood	37-21	19-11	2nd	1-2	--	#25	--	.289	4.66
2016	C-USA	Chris Finwood	32-24	15-15	6th	0-2	--	--	--	.253	4.90
2015	C-USA	Chris Finwood	27-29	13-17	7th	0-2	--	--	--	.287	4.31
2014	C-USA	Chris Finwood	36-26	17-13	5th	3-2	0-2 (Regional)	--	--	.280	2.80
2013	CAA	Chris Finwood	30-24	15-12	4th	--	--	--	--	.283	4.09
2012	CAA	Chris Finwood	19-34	9-21	11th	--	--	--	--	.252	5.72
2011	CAA	Nate Goulet	30-26	19-11	2nd	2-2 (Finalist)	--	--	--	.265	4.58
2010	CAA	Jerry Meyers	24-30	11-13	6th	--	--	--	--	.284	5.77
2009	CAA	Jerry Meyers	22-27	13-11	5th	0-2	--	--	--	.292	5.51
2008	CAA	Jerry Meyers	25-27	14-14	5th	0-2	--	--	--	.298	5.17
2007	CAA	Jerry Meyers	35-24	18-11	2nd	2-2	--	#25	--	.296	3.97
2006	CAA	Jerry Meyers	39-17	21-9	2nd	0-2	--	#16	--	.302	3.79
2005	CAA	Jerry Meyers	22-33	5-19	9th	--	--	--	--	.283	5.01
2004	CAA	Tony Guzzo	26-28	13-11	5th	0-2	--	--	--	.274	4.46
2003	CAA	Tony Guzzo	18-33	5-15	4th	--	--	--	--	.258	4.90
2002	CAA	Tony Guzzo	26-17	8-12	4th	--	--	--	--	.275	4.30
2001	CAA	Tony Guzzo	19-37	6-15	7th	0-2	--	--	--	.255	5.44
2000	CAA	Tony Guzzo	33-24-1	14-7	1st (Champ)	1-2	0-2 (Regional)	#29	--	.298	4.83
1999	CAA	Tony Guzzo	38-17	7-11	5th	3-2 (Finalist)	--	--	--	.299	4.44
1998	CAA	Tony Guzzo	28-29	9-12	5th	4-2 (Finalist)	--	--	--	.319	5.51
1997	CAA	Tony Guzzo	34-20	12-8	2nd	0-2	--	#30	--	.304	4.68
1996	CAA	Tony Guzzo	39-17	13-7	1st (Champ)	4-0 (Champ)	0-2 (Regional)	#25	--	.291	4.29
1995	CAA	Tony Guzzo	39-20	9-9	5th	4-1 (Champ)	2-2 (Regional)	#21	#30	.320	3.36
1994	CAA	Pat McMahon	40-14	14-4	1st (Champ)	3-1 (Champ)	1-2 (Regional)	#22	#30	.331	2.83
1993	CAA	Pat McMahon	31-11	9-3	2nd	0-2	--	#23	--	.340	3.25
1992	CAA	Pat McMahon	39-19	11-7	3rd	2-2	--	--	--	.306	2.70
1991	Sun Belt	Pat McMahon	39-23	10-8	2nd	3-2 (Finalist)	--	--	--	.326	4.30
1990	Sun Belt	Pat McMahon	40-19	13-7	2nd	3-2 (Finalist)	0-2 (Regional)	--	--	.285	4.10
1989	Sun Belt	Mark Newman	26-26	5-10	4th	--	--	--	--	.268	4.18
1988	Sun Belt	Mark Newman	24-31-1	5-13	4th	--	--	--	--	.255	3.96
1987	Sun Belt	Mark Newman	34-18	11-5	1st (Champ)	0-2	--	#24	--	.317	3.92
1986	Sun Belt	Mark Newman	43-16	11-7	2nd	3-2	--	#7	--	.334	4.12
1985	Sun Belt	Mark Newman	50-11	14-4	1st (Champ)	3-0 (Champ)	0-2 (Regional)	#11	#17	.342	3.73
1984	Sun Belt	Mark Newman	31-20	10-7	2nd	1-2	--	#19	--	.294	4.11
1983	Sun Belt	Mark Newman	41-11	12-3	1st (Champ)	2-2 (Finalist)	--	#15	#19	.355	4.16
1982	ECAC South	Mark Newman	38-14-2	--	--	1-2	1-2 (Regional)	--	--	.333	3.35
1981	ECAC South	Mark Newman	34-20	--	--	2-2 (Finalist)	--	--	--	.306	4.59
1980	--	Bud Metheny	20-22	--	--	VA State (Champ)	--	--	--	.257	3.44
1979	--	Bud Metheny	16-30	--	--	--	--	--	--	.255	5.61
1978	--	Bud Metheny	20-17	--	--	--	--	--	--	.246	4.95
1977	--	Bud Metheny	14-20	--	--	--	--	--	--	.252	6.36
OLD DOMINION MOVES TO DIVISION I											
1976	--	Bud Metheny	19-16-1	--	--	--	--	--	--	.232	4.69
1975	--	Bud Metheny	14-22	--	--	--	--	--	--	.238	4.57
1974	--	Bud Metheny	11-19	--	--	--	--	--	--	.232	4.26
1973	--	Bud Metheny	10-19	--	--	--	--	--	--	.252	5.56
1972	--	Bud Metheny	19-18-1	--	--	--	1-2 (DII)	--	--	.240	3.68
1971	--	Bud Metheny	22-13-1	--	--	--	2-1 (DII)	--	--	.271	3.37
1970	--	Jim Brady	12-14	--	--	--	--	--	--	.206	2.83
1969	--	Bud Metheny	14-13	--	--	--	--	--	--	.239	3.05
1968	--	Bud Metheny	22-18	--	--	--	--	--	--	.267	3.31
1967	--	Bud Metheny	15-11-2	--	--	--	--	--	--	.308	4.03
1966	--	Bud Metheny	9-12	--	--	--	--	--	--	.248	4.76
1965	--	Bud Metheny	22-6	--	VA 8 (Champ)	M-D (Champ)	1-1 (DII)	--	--	.299	2.63
1964	--	Bud Metheny	22-3	--	VA 8 (Champ)	M-D (Champ)	2-0 (DII Reg. 1st)	--	--	.278	2.27
1963	--	Bud Metheny	22-5	--	VA 8 (Champ)	M-D (Champ)	2-0 (DII Reg. 1st)	--	--	.322	2.89
1962	--	Bud Metheny	16-3	--	VA 8 (Champ)	--	--	--	--	.385	2.73
1961	--	Bud Metheny	18-6	--	VA 8 (Champ)	--	--	--	--	--	--
1960	--	Bud Metheny	9-12-1	--	--	--	--	--	--	--	--
1959	--	Bud Metheny	17-5	--	--	--	--	--	--	--	--
1958	--	Bud Metheny	12-3	--	VA 8 (Champ)	--	--	--	--	--	--
1957	--	Bud Metheny	8-9	--	--	--	--	--	--	--	--
1956	--	Bud Metheny	10-7	--	--	--	--	--	--	--	--
1955	--	Bud Metheny	7-7	--	--	--	--	--	--	--	--
1954	--	Bud Metheny	8-6	--	--	--	--	--	--	--	--
1953	--	Bud Metheny	6-11	--	--	--	--	--	--	--	--
1952	--	Bud Metheny	8-8	--	--	--	--	--	--	--	--
1951	--	Bud Metheny	5-10	--	--	--	--	--	--	--	--
1950	--	Bud Metheny	4-5	--	--	--	--	--	--	--	--
1949	--	Bud Metheny	4-7	--	--	--	--	--	--	--	--
1948	--	Jack Callahan	1-4	--	--	--	--	--	--	--	--
1947	--	Everett Tolson	2-8-1	--	--	--	--	--	--	--	--
1946	--	Scrap Chandler	3-9	--	--	--	--	--	--	--	--
1945	--	--	no games played	--	--	--	--	--	--	--	--
1944	--	Scrap Chandler	0-5	--	--	--	--	--	--	--	--
1943	--	Scrap Chandler	2-4	--	--	--	--	--	--	--	--
1942	--	George Gregory	0-5	--	--	--	--	--	--	--	--
1941	--	George Gregory	0-6	--	--	--	--	--	--	--	--
1940	--	--	no games played	--	--	--	--	--	--	--	--
1939	--	Tommy Scott	4-12-1	--	--	--	--	--	--	--	--
1938	--	Tommy Scott	3-5	--	--	--	--	--	--	--	--
1937	--	Tommy Scott	6-5	--	--	--	--	--	--	--	--
1936	--	Tommy Scott	6-11	--	--	--	--	--	--	--	--
1935	--	Tommy Scott	3-7	--	--	--	--	--	--	--	--
1934	--	Tommy Scott	7-5	--	Tidewater (Champ)	--	--	--	--	--	--
1933	--	Tommy Scott	5-5-1	--	Tidewater (Champ)	--	--	--	--	--	--
1932	--	Tommy Scott	9-6	--	--	--	--	--	--	--	--
1931	--	Tommy Scott	7-6	--	--	--	--	--	--	--	--



INDIVIDUAL YEAR-BY-YEAR

YEAR	BATTING AVG	RBI	HOME RUNS	STOLEN BASES	WINS	ERA	STRIKEOUTS
2021	Carter Trice (.355)	Andy Garriola (72) *	Kyle Battle (18) *	Thomas Wheeler (15)	Ryne Moore (9)	Jason Hartline (1.88)	Hunter Gregory (88)
2020	Jared Hancock (.400)	Matt Coutney (17)	Kyle Battle (3)	Bell/Dengler (3)	Gregory, Moore, Pantos (2)	Hunter Gregory (1.69)	Hunter Gregory (28)
2019	Bryce Windham (.338)	Andy Garriola (62)	Vinnie Pasquantino (16)	Matt Burch (14)	Hunter Gregory (7)	Aaron Holiday (2.90)	Hunter Gregory (85)
2018	Craig Lopez (.339)	Culver Lamb (30)	Culver Lamb (9)	Matt Schwarz (9)	Morgan Maguire (4)	Connor Muly (3.31)	Morgan Maguire (61)
2017	Jared Young (.367)	Zach Rutherford (56)	Jared Young (7)	Young/Walker (9)	Bainbridge/Lopez (7)	Culver Lamb (1.50)	Adam Bainbridge (75)
2016	Zach Rutherford (.311)	Connor Myers (42)	Connor Myers (6)	Myers/Walker (19)	Diaz/S. Sinnen (6)	Grayson Bailey (3.63)	Sam Sinnen (59)
2015	PJ Higgins (.335)	Josh Eldridge (40)	Eldridge/Walker (6)	Connor Myers (20)	Sam Sinnen (6)	Adam Bainbridge (2.39)	Sam Sinnen (53)
2014	Nick Walker (.309)	Josiah Burney (41)	Josiah Burney (6) *	Nick Walker (16)	Andy Roberts (6)	Connor Overton (2.79)	Dean Ali (67)
2013	Ben Verlander (.367)	Ben Verlander (50)	Ben Verlander (11)	Eldridge/Verlander (13)	Andy Roberts (5)	Andy Roberts (2.92)	Dean Ali (65)
2012	Josh Eldridge (.299)	Chris Baker (45)	Josh Tutwiler (8)	Josh Wright (19)	Brandon Smith (8)	Dean Ali (2.32)	Dean Ali (60)
2011	Josh Wright (.369)	Chris Baker (63)	Josh Wright (12)	Josh Wright (18)	Phil McCarthy (9)	Dean Ali (2.86)	Kyle Hald (108)
2010	Chris Baker (.369)	Chris Baker (51)	Jake McAloose (9)	Corsner/McAloose (6)	Kyle Hald (8)	Kyle Hald (2.79)	Kyle Hald (95)
2009	Jake McAloose (.413)	Josh Wright (49)	Josh Wright (11)	Cameron Scott (18)	Brett Harris (6)	Chris Boggs (3.20)	Ben Tomchick (60)
2008	Jimmy Miles (.366)	Bryan Cipolla (52)	David Burns (12)	Jimmy Miles (38)	Ryan Bergh (6)	Ryan Bergh (3.57)	Dan Hudson (107)
2007	Mike Zahm (.371)	Burns/Zahm (61)	David Burns (8)	Chris Keenan (12)	Anthony Shawler (11)	Anthony Shawler (2.20)	Anthony Shawler (130)
2006	Dana Arrowood (.353)	Dana Arrowood (52)	Patrick Nichols (18)	Jimmy Miles (39)	Jason Godin (8)	Dana Arrowood (3.17)	Jason Godin (146)
2005	Bryan Cippola (.332)	Bryan Cippola (67)	Bryan Cippola (8)	Evan Chipman (25)	Kyle Dubois (5)	Needham Jones (3.55)	Kyle Dubois (77)
2004	Steven Harris (.352)	Steven Harris (38)	Allen Strick (6)	Brandon Carter (13)	Justin Verlander (7)	Donnie Smith (2.29)	Justin Verlander (151) #
2003	Evan Chipman (.340)	John Oehler (26)	Brandon LeNoir (3)	Evan Chipman (25)	Justin Verlander (7)	Justin Verlander (2.40)	Justin Verlander (139)
2002	Brent Sollenberger (.316)	Kevin Snapp (32)	Ryan Harvey (5)	Brent Sollenberger (8)	Justin Verlander (7)	Justin Verlander (1.90) *	Justin Verlander (137)
2001	Allen Strick (.296)	Jeff Eure (40)	Jeff Eure (7)	Jeff Eure (11)	JD Jackson (4)	Kevin Evans (2.88)	Shawn Weaver (65)
2000	Jared Musolf (.413)	Tim Hummel (68)	Jason Greiner (10)	Joe Trollo (29)	Shawn Weaver (9)	Brian Ross (2.93)	Shawn Weaver (79)
1999	Tony Gsell (.375)	Tim Hummel (62)	Tony Gsell (17)	Shawn Pearson (43)	Shawn Weaver (9)	Andy Lee (1.69)	Jim Detwiler (73)
1998	Tim Hummel (.386)	Anthony Forreli (67)	Jason Greiner (12)	Shawn Pearson (38)	David Bailey (8)	Jim Detwiler (3.14)	Brian Brantley (79)
1997	Ron Walker (.366)	Ron Walker (64)	Ron Walker (20) #	Pearson/Troilo (17)	Jesse James (8)	Bobby Holland (3.13)	Jesse James (94)
1996	Matt Quatraro (.416)	Quatraro/Walker (55)	Matt Quatraro (13)	Brian Fiumara (21)	John O'Reilly (11)	Bobby Holland (2.74)	John O'Reilly (97)
1995	Matt Quatraro (.371)	Matt Quatraro (62)	Matt Quatraro (13)	Kevin Gibbs (48) * #	Anthony Eannacony (8)	Brett Wheeler (1.48) *	Anthony Eannacony (84)
1994	Kevin Gibbs (.436) *	Matt Quatraro (66)	Matt Quatraro (9)	Kevin Gibbs (41)	John Smith (11)	Brett Wheeler (1.51) *	John Smith (91)
1993	Kevin Gibbs (.385)	Geoff Edsell (55)	Geoff Edsell (8)	Kevin Gibbs (45) *	Sean Hennessy (8)	Wayne Gomes (2.03)	John Smith (72)
1992	TJ O'Donnell (.407) *	TJ O'Donnell (59)	TJ O'Donnell (9)	O'Donnell/Symmonds (12)	Hennessy/Lyons (11)	John Smith (2.38)	Stephen Lyons (99) *
1991	TJ O'Donnell (.422) *	Jim Krekovich (67)	Scott Thomson (10)	Darren Raymond (22)	Jeff Ware (11)	Wayne Gomes (3.08)	Jeff Ware (108)
1990	Scott Thomson (.399)	Barry Miller (43) *	George Sells (9)	Chris Howlett (10)	Stephen Lyons (10)	Steve Kuehnel (2.31)	Jeff Ware (74)
1989	Barry Miller (.340)	George Sells (42)	Barry Miller (5)	Curt Shaffer (21)	Tab Pabst (8)	Bill Schultz (2.90)	Konopki/Pabst (49)
1988	Lee Elci (.323)	Scott Thomson (31)	Barry Miller (4)	Elci/Fitzgerald (4)	Jim Hvizda (9)	Jim Hvizda (2.52)	Jim Hvizda (107) *
1987	Warren Willey (.418) *	Todd Azar (63)	Lee Elci (9)	Wiley Lee (42) *	Jim Hvizda (7)	Jim Hvizda (2.50) *	Kevin Bearse (88)
1986	Todd Azar (.486) * # @	Todd Azar (87) * #	Todd Azar (12)	Wiley Lee (40)	Jim Hvizda (12)	Bill Schultz (2.25)	Jim Hvizda (53)
1985	Sean O'Hare (.390)	Sean O'Hare (86) *	Sean O'Hare (13)	Wiley Lee (38)	Tommy West (15) * # @	Kevin Bearse (2.67) *	Kevin Bearse (138) *
1984	Nick Boothe (.364)	Nick Boothe (50)	Azar/O'Hare (6)	Rob Sessoms (9)	Alan Hixon (8)	Alan Hixon (3.10)	Kevin Bearse (62)
1983	Terry Bell (.400)	Nick Boothe (68)	Nick Boothe (10)	Joey Millis (26)	Tommy West (11)	Mark Metz (3.46)	Mark Metz (42)
1982	Mark Wasinger (.412)	Morris/Wasinger (53)	Tony Morris (12)	Joey Millis (33)	Jim Ambrose (11)	Scott Hughes (1.02) #	Jim Ambrose (69)
1981	Tony Morris (.382)	Tony Morris (49)	Mark Wasinger (8)	Mark Wasinger (15)	John Mitcheltree (10)	John Mitcheltree (2.56)	John Mitcheltree (84)
1980	Mark Wasinger (.363)	Goldblatt/Wasinger (23)	Mark Wasinger (5)	Mark Wasinger (9)	John Mitcheltree (5)	John Mitcheltree (2.85)	Allen Sears (47)
1979	Bill Cushman (.299)	Bill Cushman (25)	Four players tied (2)	Allen Sears (18)	Mitcheltree/O'Hara (3)	John Mitcheltree (2.83)	Lou Blows (38)
1978	Price/Wright (.307)	Bo Wiseman (26)	Alan Price (6)	Bo Wiseman (6)	Gary Orlando (5)	Jim McDonald (2.60)	Lou Blows (46)
1977	Rick Giacalone (.311)	Gary Wright (24)	Ward/Wright (3)	Gary Wright (6)	Lou Blows (5)	Lou Blows (4.33)	Lou Blows (50)
1976	Don Hauck (.300)	Alan Price (19)	James Sanzo (2)	Don Hauck (7)	Tom Pegelow (6)	Tom Pegelow (1.38)	Brian Campbell (38)
1975	Dan McCarthy (.424)	Cy Brinkley (16)	Dave Moyer (5)	Don Hauck (8)	Brian Campbell (5)	Don Hauck (2.00)	--
1974	Mitch Aydlette (.285)	Mitch Aydlette (20)	Mitch Aydlette (2)	Bob Creekmore (7)	Tom Pegelow (3)	Tom Pegelow (1.95)	--
1973	Mitch Aydlette (.302)	Steve Riddick (20)	Steve Riddick (4)	Bob Creekmore (7)	Jack Baker (3)	Thomas Rose (2.35)	--
1972	Dan Keith (.310)	Eric Maitland (29)	Eric Maitland (5)	Bob Creekmore (4)	Baker/Brinkley (6)	Cy Brinkley (2.46)	--
1971	Jerry Turner (.398)	Jerry Turner (21)	John Lucas (3)	Creekmore/Turner (7)	Bratten/Siclari (5)	Jim Eppes (2.02)	--
1970	Jack Baker (.263)	Jeff Carlson (11)	Jeff Carlson (3)	Steve Bickford (5)	Baker/Eppes (3)	Jack Baker (1.22)	--
1969	Buttons Speakes (.330)	Jim Ruffa (20)	Bob Lynthicum (4)	Buttons Speakes (8)	Jim Eppes (7)	Ron Drews (1.69)	--
1968	Bill Turner (.387)	Buttons Speakes (21)	Tony Zontini (4)	Bill Turner (9)	Bob Williams (8)	Bob Williams (2.25)	--
1967	Jim Jones (.413)	Buttons Speakes (31)	Tony Zontini (6)	Buttons Speakes (15)	Bob Fender (5)	Bob Fender (5.87)	--
1966	Fred Balmer (.324)	Four players tied (12)	Mel Renn (3)	Tony Zontini (6)	Fred Carlson (6)	Fred Carlson (2.59)	--
1965	Fred Kovner (.415)	Fred Kovner (30)	Fred Kovner (4)	Fred Kovner (16)	Fred Edmonds (8)	Bill Yeargen (0.84)	--
1964	Tom Harrell (.383)	Lee McDaniel (23)	Three players tied (3)	Fred Kovner (11)	Bobby Walton (9)	Fred Edmonds (1.38)	--
1963	Jim Zadell (.423)	Frank Zadell (36)	Fred Kovner (7)	Fred Kovner (7)	Fred Edmonds (8)	Bobby Walton (1.41)	--
1962	Buddy Denton (.361)	Billy Boyce (28)	Billy Boyce (7)	Kirkie Harrison (8)	Bobby Walton (6)	Bobby Walton (2.17)	--

ODU Single-Season Record * Conference Leader @ Sun Belt Record



Jerry Meyers (pictured above) led ODU from 2005 to 2010. Meyers is now currently an administrator at South Carolina.

ALL-TIME WINNINGEST COACHES

TOP 5 BY WINS

1. Bud Metheny (423-363-6)
2. Mark Newman (321-167-3)
3. Tony Guzzo (303-252)
- 4. Chris Finwood (287-236)**
5. Pat McMahon (189-86)

TOP 5 BY WINNING %

1. Pat McMahon (.657; 198-86)
2. Mark Newman (.657; 321-167-3)
- 3. Chris Finwood (.549; 287-236)**
4. Tony Guzzo (.546; 303-252)
5. Bud Metheny (.538; 423-363-6)

TOP 5 BY GAMES COACHED

1. Bud Metheny (792; 423-363-6)
2. Tony Guzzo (555; 303-252)
- 3. Chris Finwood (523; 287-236)**
4. Mark Newman (491; 321-167-3)
5. Jerry Meyers (325; 167-158)



Tony Guzzo (pictured above) led ODU with three NCAA Regionals and four conference titles. Guzzo is now a Special Asst. to the HC.

CHRIS FINWOOD

Years: 2012 - present (10 seasons)
Overall Record: 287-236
Conference Titles: 1
NCAA Appearances: 2 (2014, 2021)
Ranked Teams: 2 (2017, 2021)

NATE GOULET

Years: 2011 (1 season)
Overall Record: 30-26
Conference Titles: 0
NCAA Appearances: 0
Ranked Teams: 0

JERRY MEYERS

Years: 2005-10 (6 seasons)
Overall Record: 167-158
Conference Titles: 0
NCAA Appearances: 0
Ranked Teams: 2 (2007, 2006)

TONY GUZZO

Years: 1995-2004 (10 seasons)
Overall Record: 303-252
Conference Titles: 4 (2000, season; 1996, season & tournament; 1995, tournament)
NCAA Appearances: 3 (2000, 1996, 1995)
Ranked Teams: 3 (2000, 1996, 1995)

PAT MCMAHON

Years: 1990-94 (5 seasons)
Overall Record: 189-86
Conference Titles: 2 (1994, season & tournament)
NCAA Appearances: 2 (1994, 1990)
Ranked Teams: 2 (1994, 1993)

MARK NEWMAN

Years: 1983-89 (9 seasons)
Overall Record: 321-167-3
Conference Titles: 4 (1987, season; 1985, season & tournament; 1983, season)
NCAA Appearances: 1 (1985)
Ranked Teams: 5 (1987, 1986, 1985, 1984, 1983)

BUD METHENY

Years: 1949-69, 71-80 (35 seasons)
Overall Record: 423-363-6

JIM BRADY

Years: 1970 (1 season)
Overall Record: 12-14

JACK CALLAHAN

Years: 1948 (1 season)
Overall Record: 1-4

EVERETT TOLSON

Years: 1947 (1 season)
Overall Record: 2-8-1

SCRAP CHANDLER

Years: 1943-44, 46 (3 seasons)
Overall Record: 5-18

GEORGE GREGORY

Years: 1941-42 (2 seasons)
Overall Record: 0-11

TOMMY SCOTT

Years: 1931-39 (9 seasons)
Overall Record: 50-62-2



POSTSEASON HISTORY

NCAA TOURNAMENT

2021 -- COLUMBIA REGIONAL (COLUMBIA, S.C.)

W, 4-3 vs. Jacksonville [1st Seed]
 W, 2-1 vs. South Carolina
 L, 8-3 vs. Virginia
 L, 4-3 vs. Virginia [10 innings]

2014 -- COLUMBIA REGIONAL (COLUMBIA, S.C.)

L, 4-3 vs. Maryland [3rd Seed]
 L, 4-1 vs. Campbell

2000 -- ATLANTIC REGIONAL (CLEMSON, S.C.)

L, 3-1 vs. Illinois [2nd Seed]
 L, 6-5 vs. Middle Tennessee

1996 -- ATLANTIC REGIONAL (CLEMSON, S.C.)

L, 6-0 vs. Georgia Southern [4th Seed]
 L, 5-1 vs. Clemson

1995 -- ATLANTIC I REGIONAL (KNOXVILLE, TENN.)

W, 5-3 vs. Mississippi [5th Seed]
 W, 7-6 vs. UCF
 L, 7-2 vs. Florida State
 L, 5-4 vs. Mississippi [Semifinal]

1994 -- EAST REGIONAL (CLEMSON, S.C.)

W, 9-5 vs. Notre Dame [3rd Seed]
 L, 11-8 vs. Auburn
 L, 6-1 vs. Clemson

1990 -- CENTRAL REGIONAL (AUSTIN, TEXAS)

L, 16-3 vs. Cal State Fullerton [4th Seed]
 L, 10-0 vs. Texas

1985 -- EAST REGIONAL (COLUMBIA, S.C.)

L, 5-3 vs. Western Carolina
 L, 3-2 vs. Rider

1982 -- EAST REGIONAL (COLUMBIA, S.C.)

W, 2-1 vs. East Carolina
 L, 7-6 vs. West Virginia
 L, 15-1 vs. The Citadel

CONFERENCE TOURNAMENT

2021 -- C-USA TOURNAMENT (RUSTON, LA.)

W, 11-2 vs. Florida Atlantic
 W, 10-6 vs. Middle Tennessee
 W, 13-5 vs. Florida Atlantic
 W, 7-5 vs. #18 LA Tech [10 innings]

2019 -- C-USA TOURNAMENT (BILOXI, MISS.)

L, 7-4 vs. WKU
 L, 3-2 vs. UTSA

2017 -- C-USA TOURNAMENT (BILOXI, MISS.)

W, 3-2 vs. FIU
 L, 4-3 vs. Rice
 L, 6-2 vs. Florida Atlantic

2016 -- C-USA TOURNAMENT (HATTIESBURG, MISS.)

L, 17-5 vs. #23 Southern Miss
 L, 3-1 vs. FIU [11 innings]

2015 -- C-USA TOURNAMENT (HATTIESBURG, MISS.)

L, 6-4 vs. Florida Atlantic
 L, 2-0 vs. Southern Miss

2014 -- C-USA TOURNAMENT (HATTIESBURG, MISS.)

L, 3-2 vs. Middle Tennessee
 W, 3-2 vs. FIU
 W, 2-1 vs. Middle Tennessee
 W, 3-2 vs. #16 Rice [Semifinal]
 L, 7-5 vs. #16 Rice [Elimination Semifinal]

2011 -- CAA TOURNAMENT (WILMINGTON, N.C.)

L, 7-0 vs. UNC Wilmington
 W, 7-3 vs. Georgia State
 W, 4-3 vs. UNC Wilmington
 L, 10-1 vs. #30 James Madison

2009 -- CAA TOURNAMENT (WILMINGTON, N.C.)

L, 7-5 vs. UNC Wilmington
 L, 11-5 vs. #29 George Mason

2008 -- CAA TOURNAMENT (WILMINGTON, N.C.)

L, 6-1 vs. James Madison
 L, 17-10 vs. Towson

2007 -- CAA TOURNAMENT (WILMINGTON, N.C.)

W, 5-2 vs. Georgia State
 W, 13-3 vs. UNC Wilmington
 L, 9-4 vs. VCU
 L, 4-0 vs. Delaware

2006 -- CAA TOURNAMENT (WILMINGTON, N.C.)

L, 7-3 vs. UNC Wilmington
 L, 6-5 vs. Georgia State

2004 -- CAA TOURNAMENT (WILMINGTON, N.C.)

L, 6-4 vs. UNC Wilmington
 L, 11-5 vs. George Mason

2001 -- CAA TOURNAMENT (MANTEO, N.C.)

L, 15-2 vs. James Madison
 L, 9-5 vs. UNC Wilmington

2000 -- CAA TOURNAMENT (MANTEO, N.C.)

W, 16-11 vs. William & Mary
 L, 6-5 vs. VCU
 L, 9-5 vs. William & Mary

1999 -- CAA TOURNAMENT (KINSTON, N.C.)

W, 9-8 vs. George Mason
 W, 7-6 vs. Richmond
 L, 4-3 vs. East Carolina
 W, 10-3 vs. George Mason
 L, 21-13 vs. East Carolina [Championship]

1998 -- CAA TOURNAMENT (KINSTON, N.C.)

L, 7-2 vs. East Carolina
 W, 10-5 vs. William & Mary
 W, 6-1 vs. James Madison
 W, 1-0 vs. George Mason
 W, 7-6 vs. VCU
 L, 12-1 vs. Richmond [Championship]

1996 -- CAA TOURNAMENT (KINSTON, N.C.)

W, 6-5 vs. William and Mary
 W, 9-7 vs. East Carolina
 W, 4-2 vs. UNC Wilmington
 W, 4-3 vs. James Madison [Championship]

1995 -- CAA TOURNAMENT (KINSTON, N.C.)

L, 11-6 vs. George Mason
 W, 5-2 vs. UNC Wilmington
 W, 11-0 vs. Richmond
 W, 8-5 vs. James Madison
 W, 15-7 vs. Richmond [Championship]

1994 -- CAA TOURNAMENT (NORFOLK, VA.)

W, 15-4 vs. East Carolina
 W, 1-0 vs. Richmond
 L, 1-2 vs. James Madison
 W, 5-2 vs. James Madison [Championship]

1993 -- CAA TOURNAMENT (WILMINGTON, N.C.)

L, 13-8 vs. James Madison
 L, 3-2 vs. Richmond

1992 -- CAA TOURNAMENT (GREENVILLE, N.C.)

L, 6-3 vs. UNC Wilmington
 W, 9-0 vs. William & Mary
 W, 13-4 vs. James Madison
 L, 5-4 vs. UNC Wilmington

1991 -- SUN BELT TOURNAMENT (JACKSONVILLE, FLA.)

L, 13-0 vs. UAB
 W, 5-1 vs. VCU
 W, 9-6 vs. WKU
 W, 6-1 vs. Jacksonville
 L, 3-2 vs. UAB

1990 -- SUN BELT TOURNAMENT (MOBILE, ALA.)

W, 9-7 vs. UAB
 W, 8-2 vs. South Alabama
 L, 3-0 vs. USF
 W, 11-6 vs. Jacksonville
 L, 16-11 vs. USF

1987 -- SUN BELT TOURNAMENT (NORFOLK, VA.)

L, 8-4 vs. WKU
 L, 11-10 vs. Jacksonville

1986 -- SUN BELT TOURNAMENT (TAMPA, FLA.)

W, 6-5 vs. UAB
 L, 5-0 vs. WKU
 W, 9-5 vs. VCU
 W, 17-3 vs. WKU
 L, 9-4 vs. Jacksonville [Semifinal]

1985 -- SUN BELT TOURNAMENT (NORFOLK, VA.)

W, 10-8 vs. USF
 W, 7-3 vs. Jacksonville
 W, 11-10 vs. WKU [Championship]

1984 -- SUN BELT TOURNAMENT (MOBILE, ALA.)

W, 3-2 vs. South Alabama
 L, 12-4 vs. Charlotte
 L, 6-1 vs. South Alabama

1983 -- SUN BELT TOURNAMENT (NORFOLK, VA.)

W, 7-2 vs. UAB
 W, 7-3 vs. South Alabama
 L, 15-10 vs. South Alabama
 L, 15-14 vs. South Alabama [Championship]

1982 -- ECAC SOUTH TOURNAMENT (HARRISONBURG, VA.)

L, 3-1 vs. Catholic
 W, 5-4 vs. James Madison
 L, 7-6 vs. Catholic

1981 -- ECAC SOUTH TOURNAMENT (HARRISONBURG, VA.)

W, 7-4 vs. Villanova
 W, 4-3 vs. James Madison
 L, 4-2 vs. James Madison
 L, 8-7 vs. James Madison [Championship]

INDIVIDUAL HONORS



ALL-AMERICANS

PLAYER, YEAR	OUTLET - TEAM
Kyle Battle, 2021	Baseball Writers - 2nd
	D1Baseball - 3rd
	ABCA/Rawlings - 3rd
Carter Trice, 2021	Baseball America - 3rd
	Collegiate Baseball - 2nd
	ABCA/Rawlings - 3rd
Jared Young, 2017	Collegiate Baseball - 3rd
	Perfect Game/Rawlings - HM
	ABCA/Rawlings - 3rd
Ben Verlander, 2013	Baseball Writers - 3rd
	Collegiate Baseball - 1st
	ABCA Coaches- 2nd
Anthony Shawler, 2007	Ping Baseball - 2nd
	Baseball America - 3rd
	Collegiate Baseball - 1st
Tim Hummel, 2000	Baseball America - 1st
	Baseball Weekly - 1st
	Baseball Writers - 2nd
Matt Quatraro, 1996	ABCA Coaches - 2nd
	Collegiate Baseball - 3rd
	Collegiate Baseball - 3rd
Kevin Gibbs, 1995	Baseball Writers - 2nd
	Collegiate Baseball - 3rd
	Baseball America - 3rd
Shawn McDonnell, 1992	GTE - 2nd
	ABCA Coaches - 3rd
	Collegiate Baseball - 1st
Jeff Ware, 1991	GTE - 2nd
	GTE - 1st
	Baseball America - 1st
Todd Azar, 1987	ABCA Coaches - 3rd
	Baseball America - 3rd
	Sporting News - 1st
Terry Bell, 1983	ABCA Coaches - 1st
	Sporting News - 1st
	Division II - 1st
Mark Wasinger, 1982	Division II - 1st
	Division II - 1st
	Division II - 2nd
Fred Kovner, 1965	Division II - 1st
	Division II - 1st
	Division II - 2nd
Fred Kovner, 1964	Division II - 1st
	Division II - 1st
	Division II - 2nd
Bob Walton, 1964	Division II - 1st
	Division II - 1st
	Division II - 2nd
Bob Walton, 1963	Division II - 1st
	Division II - 1st
	Division II - 2nd
Jim Zadell, 1963	Division II - 1st
	Division II - 1st
	Division II - 2nd

FRESHMAN ALL-AMERICANS

PLAYER, YEAR	OUTLET - TEAM
Carter Trice, 2021	D1Baseball
	Collegiate Baseball
	Perfect Game - 1st
Chris Dengler, 2020	Baseball Writers - 2nd
	Baseball America - 2nd
	Collegiate Baseball
Andy Garriola, 2019	Collegiate Baseball
	NCBWA
	DI Baseball
Kyle Battle, 2017	Collegiate Baseball
	Collegiate Baseball
	Collegiate Baseball
Vinnie Pasquantino, 2017	Collegiate Baseball
	Collegiate Baseball
	Collegiate Baseball
John Wilson, 2017	Collegiate Baseball
	Collegiate Baseball - 1st
	Baseball America - 2nd
Zach Rutherford, 2015	Collegiate Baseball - 1st
	Collegiate Baseball - 1st
	Baseball America - 2nd
Nick Walker, 2014	Collegiate Baseball - 1st
	Collegiate Baseball - 1st
	Collegiate Baseball - 1st
Josiah Burnie, 2011	Collegiate Baseball - 1st
	Collegiate Baseball - 1st
	Collegiate Baseball - 1st
Brett Harris, 2009	Collegiate Baseball - 1st
	Collegiate Baseball - 1st
	Collegiate Baseball - 1st
Daniel Hudson, 2006	Collegiate Baseball - HM
	Collegiate Baseball - 1st
	Baseball America - 1st
Justin Verlander, 2002	Collegiate Baseball - 1st
	Collegiate Baseball - 1st
	Baseball America - 1st
Matt Moye, 2001	Collegiate Baseball - HM
	Collegiate Baseball - HM
	Collegiate Baseball - HM
Brent Sollenberger, 2000	Collegiate Baseball - HM
	Collegiate Baseball - 1st
	Baseball America - 1st
Tim Hummel, 1998	Collegiate Baseball - 1st
	Collegiate Baseball - 1st
	Baseball America - 1st
Shawn Pearson, 1997	Collegiate Baseball - HM
	Collegiate Baseball - HM
	Collegiate Baseball - HM
Ron Walker, 1995	Collegiate Baseball - HM
	Collegiate Baseball - 1st
	Collegiate Baseball - 1st
Brett Wheeler, 1994	Collegiate Baseball - 1st
	Collegiate Baseball - 1st
	Collegiate Baseball - 1st
Kevin Gibbs, 1993	Collegiate Baseball - 1st
	Collegiate Baseball - 1st
	Baseball America - 1st
Wayne Gomes, 1991	Collegiate Baseball - 1st
	Collegiate Baseball - 1st
	Collegiate Baseball - 2nd
Stephen Lyons, 1990	Collegiate Baseball - 2nd
	Collegiate Baseball - 2nd
	Collegiate Baseball - 1st
Wiley Lee, 1985	Collegiate Baseball - 1st
	Collegiate Baseball - 1st
	Collegiate Baseball - 1st



Tim Hummel (pictured above) earned First Team All-American honors by three different publications in 2000. The shortstop hit .408 that season and helped lead ODU to an at-large NCAA bid.

ACADEMIC ALL-AMERICANS

PLAYER, YEAR	OUTLET - TEAM
James Burok, 2005	GTE/CoSIDA - 2nd
Jeff Eure, 2001	GTE/CoSIDA - 3rd
Matt Quatraro, 1996	GTE/CoSIDA - 1st
Kevin Gibbs, 1995	GTE/CoSIDA - 1st
Kevin Gibbs, 1994	GTE/CoSIDA - 2nd
Shawn McDonnell, 1992	GTE/CoSIDA - 2nd
Pat Evangelista, 1990	GTE/CoSIDA - 2nd
Todd Azar, 1987	GTE/CoSIDA - 1st
Todd Azar, 1986	GTE/CoSIDA - 1st
Dan McCarthy, 1975	GTE/CoSIDA - 2nd

NCAA ALL-REGIONAL TEAM

PLAYER, YEAR	REGION
Carter Trice, 2021	Columbia
Kyle Battle, 2021	Columbia
Ryne Moore, 2021	Columbia
Tyler Urps, 2014	Columbia
Tim Hummel, 2000	Clemson
Ray Russin, 1995	Atlantic 1
Maika Symmonds, 1995	Atlantic 1
Kevin Gibbs, 1994	East

CONFERENCE POTY

PLAYER, YEAR	CONFERENCE
Kyle Hald, 2011	^ CAA
Tim Hummel, 2000	CAA
Ron Walker, 1997	CAA
Kevin Gibbs, 1994	^ CAA
Todd Azar, 1986	Sun Belt

^ denotes Co-Player of the Year

CONFERENCE FOTY

PLAYER, YEAR	CONFERENCE
Carter Trice, 2021	C-USA
Andy Garriola, 2019	C-USA
Brett Harris, 2009	CAA
Justin Verlander, 2002	CAA
Tim Hummel, 1998	CAA
Ron Walker, 1995	CAA
Brett Wheeler, 1994	CAA
T.J. O'Donnell, 1991	Sun Belt
Stephen Lyons, 1990	Sun Belt

CONFERENCE NEWCOMER OTY

PLAYER, YEAR	CONFERENCE
Jared Young, 2017	C-USA

CONFERENCE DPOTY

PLAYER, YEAR	CONFERENCE
Zach Rutherford, 2017	C-USA

CONFERENCE TOURN. MVP

PLAYER, YEAR	CONFERENCE
Tommy Bell, 2021	C-USA
Ron Walker, 1996	CAA
Maika Symmonds, 1995	CAA
Matt Quatraro, 1994	CAA
Todd Azar, 1986	Sun Belt

ALL-CONFERENCE

PLAYER, POS, YEAR	CONFERENCE - TEAM
Kyle Battle, OF, 2021	C-USA - 1st
Hunter Gregory, SP, 2021	C-USA - 1st
Carter Trice, IF, 2021	C-USA - 1st
Tommy Bell, IF, 2021	C-USA - 2nd
Andy Garriola, OF, 2021	C-USA - 2nd
Ryne Moore, SP, 2021	C-USA - 2nd
Jason Hartline, RP, 2021	C-USA - 2nd
Vinnie Pasquantino, IF, 2019	C-USA - 1st
Andy Garriola, OF, 2019	C-USA - 1st
Bryce Windham, IF, 2019	C-USA - 2nd
Ryne Moore, SP, 2019	C-USA - 2nd
Hunter Gregory, RP, 2019	C-USA - 2nd
Adam Bainbridge, SP, 2017	C-USA - 1st
Zach Rutherford, SS, 2017	C-USA - 1st
Jared Young, 2B, 2017	C-USA - 1st
Connor Myers, OF, 2016	C-USA - 2nd
Sam Sinnen, P, 2016	C-USA - 2nd
P.J. Higgins, 3B, 2015	C-USA - 2nd
Sam Sinnen, P, 2015	C-USA - 2nd
Nick Walker, OF, 2014	C-USA - 1st
Josiah Burney, 1B, 2014	C-USA - 2nd
Ben Verlander, OF, 2013	CAA - 1st
Josh Tutwiler, C, 2012	CAA - 3rd
Josh Wright, SS, 2012	CAA - 3rd
Kyle Hald, P, 2011	CAA - 1st
Josh Wright, SS, 2011	CAA - 1st
Adam Wisniewski, P, 2011	CAA - 1st
Kyle Hald, P, 2010	CAA - 1st
Jake McAloose, 3B, 2009	CAA - 1st
Gerard Hall, SS, 2009	CAA - 2nd
Max Most, OF, 2009	CAA - 3rd
David Burns, DH, 2008	CAA - 2nd
Jimmy Miles, OF, 2008	CAA - 2nd
Daniel Hudson, P, 2008	CAA - 2nd
Anthony Shawler, P/OF, 2008	CAA - 2nd/3rd
Daniel Hudson, P, 2007	CAA - 1st
Anthony Shawler, P, 2007	CAA - 1st
Mike Zahm, OF, 2007	CAA - 2nd



INDIVIDUAL HONORS

Dana Arrowood, P, 2006	CAA - 1st
Jason Godin, P, 2006	CAA - 2nd
Jimmy Miles, OF, 2006	CAA - 2nd
Mike Zahn, OF, 2006	CAA - 2nd
Pat Nichols, C, 2006	CAA - 2nd
Justin Verlander, P, 2004	CAA - 1st
Steven Harris, OF, 2004	CAA - 2nd
Donnie Smith, P, 2004	CAA - 2nd
Justin Verlander, P, 2003	CAA - 1st
Matt Moye, OF, 2001	CAA - 2nd
Tim Hummel, SS, 2000	CAA - 1st
Jared Musolf, 1B, 2000	CAA - 1st
Tim Hummel, SS, 1999	CAA - 1st
Andy Lee, P, 1999	CAA - 1st
Tony Gsell, 2B, 1999	CAA - 2nd
Shawn Pearson, OF, 1998	CAA - 1st
Tony Gsell, 2B, 1998	CAA - 2nd
Tim Hummel, SS, 1998	CAA - 2nd
Jesse James, P, 1997	CAA - 1st
Ron Walker, 3B/P, 1997	CAA - 1st/2nd
Brian Brantley, P, 1997	CAA - 2nd
Tony Gsell, SS, 1997	CAA - 2nd
Brian Fiumara, OF, 1996	CAA - 1st
Matt Quatraro, C, 1996	CAA - 1st
Ron Walker, 3B/P, 1996	CAA - 1st/1st
John O'Reilly, P, 1996	CAA - 2nd
Kevin Gibbs, OF, 1995	CAA - 1st
Matt Quatraro, C, 1995	CAA - 1st
Maika Symmonds, OF, 1995	CAA - 1st
Rob Morgan, 1B, 1995	CAA - 2nd
Kevin Gibbs, RF, 1994	CAA - 1st
John Smith, P, 1994	CAA - 1st
Dan Almonte, SS, 1994	CAA - 2nd
Jude Donato, 2B, 1994	CAA - 2nd
Denis McLaughlin, P, 1994	CAA - 2nd
Matt Quatraro, 1B, 1994	CAA - 2nd
Geoff Edsell, 1B/P, 1993	CAA - 1st/1st
Kevin Gibbs, RF, 1993	CAA - 1st
John Smith, P, 1993	CAA - 1st
TJ O'Donnell, SS, 1992	CAA - 1st
Jim Krekovuch, 3B, 1991	Sun Belt - 1st
TJ O'Donnell, OF, 1991	Sun Belt - 1st
Scott Thomson, 1B, 1991	Sun Belt - 1st
Jeff Ware, P, 1991	Sun Belt - 1st
Pat Evangelista, SS, 1991	Sun Belt - 2nd
Shawn McDonnell, C, 1991	Sun Belt - 2nd
Scott Thomson, OF, 1990	Sun Belt - 1st
Jeff Ware, P, 1990	Sun Belt - 1st
Pat Evangelista, SS, 1990	Sun Belt - 2nd
Scott Hafing, C, 1990	Sun Belt - 2nd
Jim Krekovuch, 3B, 1990	Sun Belt - 2nd
Barry Miller, 1B, 1990	Sun Belt - 2nd
George Sells, DH/P, 1990	Sun Belt - 2nd/2nd
Jim Hvizda, P, 1988	Sun Belt - 1st
Kevin Bearse, P, 1987	Sun Belt - 1st
Wiley Lee, SS, 1987	Sun Belt - 1st
Warren Willey, OF, 1987	Sun Belt - 1st
Todd Azar, OF, 1987	Sun Belt - 2nd
Jim Hvizda, P, 1987	Sun Belt - 2nd
Todd Azar, OF, 1986	Sun Belt - 1st
Wiley Lee, 2B, 1986	Sun Belt - 1st
Paul McGovern, OF, 1986	Sun Belt - 1st
Jim Hvizda, P, 1986	Sun Belt - 2nd
Tommy Reichel, SS, 1986	Sun Belt - 2nd
Todd Azar, DH, 1985	Sun Belt - 1st
Nick Boothe, OF, 1985	Sun Belt - 1st
Wiley Lee, 2B, 1985	Sun Belt - 1st
Sean O'Hare, 1B, 1985	Sun Belt - 1st
Tommy Reichel, SS, 1985	Sun Belt - 1st
Rob Sessoms, OF, 1985	Sun Belt - 1st
Tommy West, P, 1985	Sun Belt - 1st
Nick Boothe, C, 1984	Sun Belt - 1st
Sean O'Hare, 1B, 1984	Sun Belt - 1st
Tommy Reichel, SS, 1984	Sun Belt - 1st
Rob Sessoms, OF, 1984	Sun Belt - 1st
Terry Bell, C, 1983	Sun Belt - 1st
Lou Berge, DH, 1983	Sun Belt - 1st
Joe Millis, OF, 1983	Sun Belt - 1st
Tommy Reichel, SS, 1983	Sun Belt - 1st
Tommy West, P, 1983	Sun Belt - 1st
Jim Ambrose, P, 1982	ECAC South - 1st
Jeff Beard, 1B, 1982	ECAC South - 1st
Tony Morris, OF, 1982	ECAC South - 1st

Mark Wasinger, 2B, 1982	ECAC South - 1st
John Mitcheltree, P, 1981	ECAC South - 1st
Bobby Williams, P, 1968	Mason Dixon - 1st
Tony Zontini, 3B, 1968	Mason Dixon - 1st
Billy Turner, 1968	Mason Dixon - HM
Jimmy Jones, OF, 1967	Mason Dixon - 1st
Tony Zontini, 3B, 1967	Mason Dixon - 1st
Buttons Speakes, 1967	Mason Dixon - HM
Freddy Edmonds, P, 1965	Mason Dixon - 1st
Freddy Kovner, OF, 1965	Mason Dixon - 1st
Jim Zadell, OF, 1965	Mason Dixon - 1st
Andy Garriola, P, 1964	Mason Dixon - 1st
Wayne Parks, 3B, 1964	Mason Dixon - 1st
Bobby Walton, P, 1964	Mason Dixon - 1st
Fred Balmer, 1964	Mason Dixon - 2nd
Freddy Edmonds, P, 1964	Mason Dixon - HM
Freddy Edmonds, P, 1963	Mason Dixon - 1st
Wayne Parks, 3B, 1963	Mason Dixon - 1st
Robert Walton, P, 1963	Mason Dixon - 1st
Frank Zadell, OF, 1963	Mason Dixon - 1st
Jim Zadell, OF, 1963	Mason Dixon - 1st

Todd Azar, 1987	2nd
Todd Azar, 1985	1st
Kevin Bearse, 1985	1st
Tommy West, 1985	2nd
Terry Bell, 1983	1st
Tony Morris, 1982	1st
Mark Wasinger, 1982	1st
Mark Wasinger, 1981	1st
John Mitcheltree, 1981	2nd

EAST REGION COTY

PLAYER, YEAR

Chris Finwood, 2014
Bud Metheny, 1963

COSIDA ALL-DISTRICT

PLAYER, YEAR

David Burns, 2008
James Burok, 2005
Jeff Eure, 2001
Tim Hummel, 2000
Matt Quatraro, 1996
Kevin Gibbs, 1995
Kevin Gibbs, 1994
Shawn McDonnell, 1992
Pat Evangelista, 1991
Pat Evangelista, 1990
Todd Azar, 1987
Todd Azar, 1986

VIRGINIA STATE POTY

PLAYER, YEAR

Kyle, Battle, 2021
Tim Hummel, 2000
Geoff Edsell, 1993
Scott Thomson, 1991
Todd Azar, 1986
Tommy West, 1985

ODU HALL OF FAME

PLAYER/COACH

INDUCTED

Pat McMahon	2015
Nick Boothe	2012
Justin Verlander	2012
Tim Hummel	2011
Scott Thomson	2009
Tony Morris	2007
Tony Gsell	2007
Sean O'Hare	2006
Kevin Gibbs	2005
Matt Quatraro	2004
Wayne Gomes	2001
Ted Bacalis	2000
Louis Smith	1999
Tommy West	1999
Mark Newman	1997
Wayne Parks	1996
Wilson Dozier	1995
Kevin Bearse	1995
Wiley Lee	1994
Tommy Reichel	1992
Harry Knickerbocker	1992
Todd Azar	1992
Ron Drews	1991
Joe Agee	1990
Mark Wasinger	1989
Cecil Griffin	1989
Jack Harris	1988
Everett Tolson	1987
Kirkie Harrison	1987
Freddy Edmonds, Jr.	1987
Woody Barnes	1986
Tony Zontini	1985
Robert Walton	1983
Buttons Speakes	1982
Bud Metheny	1982
Fred Kovner	1981
Rufus Tonelson	1980
Leo Anthony	1980

ALL-FRESHMAN

PLAYER, POS, YEAR

CONFERENCE

Carter Trice, IF, 2021	C-USA
Noah Dean, RP, 2021	C-USA
Andy Garriola, OF, 2019	C-USA
Ryan Teschko, OF, 2019	C-USA
Kyle Battle, OF, 2017	C-USA
Vinnie Pasquantino, 1B, 2017	C-USA
John Wilson, SP, 2017	C-USA
Zach Rutherford, SS, 2015	C-USA
Nick Walker, OF, 2014	C-USA
Tommy Alexander, P, 2013	CAA
Connor Myers, OF, 2013	CAA
PJ Higgins, INF, 2013	CAA
Josh Eldridge, OF, 2012	CAA
Josiah Burney, INF, 2011	CAA
Dean Ali, P, 2011	CAA
Brett Harris, P, 2009	CAA
Ben Tomchick, P, 2009	CAA
Josh Wright, 1B, 2009	CAA
Jake McAloose, 3B, 2007	CAA

ALL-REGION

PLAYER, POS, YEAR

TEAM

Kyle Battle, 2021	1st
Andy Garriola, 2021	1st
Tommy Bell, 2021	2nd
Carter Trice, 2021	2nd
Andy Garriola, 2019	1st
Vinnie Pasquantino, 2019	2nd
Bryce Windham, 2019	2nd
Zach Rutherford, 2017	1st
Jared Young, 2017	1st
Brad Gero, 2014	1st
Ben Verlander, 2013	1st
Kyle Hald, 2011	2nd
Jake McAloose, 2009	2nd
Anthony Shawler, 2007	1st
David Burns, 2007	2nd
Mike Zahn, 2007	2nd
Dana Arrowood, 2006	1st
Jason Godin, 2006	1st
Jimmy Miles, 2006	2nd
Patrick Nichols, 2006	2nd
Justin Verlander, 2004	2nd
Justin Verlander, 2002	1st
Tim Hummel, 2000	1st
Jared Musolf, 2000	1st
Tony Gsell, 1999	2nd
Tim Hummel, 1999	2nd
Andy Lee, 1999	2nd
Shawn Pearson, 1998	2nd
Tony Gsell, 1997	1st
Jesse James, 1997	1st
Ron Walker, 1997	2nd
Brian Fiumara, 1996	1st
John O'Reilly, 1996	1st
Matt Quatraro, 1996	1st
Kevin Gibbs, 1994	2nd
Jeff Ware, 1991	1st

TEAM RECORDS



SEASON

OVERALL RECORDS

Games Played	62	1991
Wins	50 (50-11)	1985
Wins at home	32 (32-1)	1985
Wins on road	17 (17-6)	2021
Fewest Wins	0 (3x) 1941, 1942, 1944	
Winning Percentage	.880 (22-4)	1964
Winning Streak (2 seasons)	26	1964-65
Winning Streak (one season)	21	1964
Winning Streak (Division I)	18 (2x) 1985, 2006	
Losses	37 (19-37)	2001
Fewest Losses	3 (3x) 1958, 1962, 1964	
Losing Streak	18	1988
Winless Streak	19	1988
Extra Inning Games	7	2021
Extra Inning Wins	4 (2x) 1994, 2021	
Extra Inning Losses	4	1988

BATTING RECORDS

At Bats	2073	1991
Runs	550	1985
Runs per game	9.01	1985
Run-less Streak (Games)	3	1988
Run-less Streak (Innings)	25	1988
Hits	676	1985
Hit-less Streak (Innings)	11.1	1993
Batting Average	.355	1983
RBI's	550	1985
Doubles	140	1991
Triples	36	1994
Home Runs	105	2021
Home Runs (Fewest)	5	1976
Grand Slams	6	1999
Total Bases	1081	2021
Stolen Bases	132 (of 151)	1985
Most Consecutive SB	39	1985
Walks	333	1981
HBP	85	2021
Strikeouts	498	2021
Sacrifice Flies	37	2017
Total Sacrifices	69	1996
Times Shutout	7	1977

PITCHING RECORDS

ERA	2.27 (DII)	1964
	2.70 (DI)	1992
Strikeouts	557	2021
Innings Pitched	519.1	1991
Shutouts	13	1992
Most Consecutive Shutouts	4	1992
Most Consecutive Ins w/o run	41	1992
Complete Games	30	1981
Runs Allowed (Most)	321	2018
Hits Allowed (Most)	579	1991
Hits Allowed (Fewest)	153	1961
Doubles Allowed (Most)	104 (2x) 1991, 1997	
Triples Allowed (Most)	19 1985, 1997	
Home Runs Allowed (Most)	49	2017
Home Runs Allowed (Fewest)	16	1992
Most Consecutive w/o HR All.	14	1991
Walks Allowed (Most)	237	1991
Walks Allowed (Fewest)	67 (DII)	1964
	191 (DI)	1994

FIELDING RECORDS

Fielding Percentage	.976	2017
Double Plays	68	2014
Errors	116	1979
Errors (Fewest, min. 30 gms)	53	2017
Stolen Bases (Allowed)	85 (of 105)	1989

GAME

OVERALL RECORDS

Longest Game	18 inns at Towson	5-19-2006
Longest Game (Time)	4:53 at Rice (17)	3-8-2014
Longest Game (Time, 9)	4:36 at VMI	4-5-2017
Shortest Game (Time)	1:36 vs. G. Mason	3-10-2006

BATTING RECORDS

At Bats (9)	54 at W. Carolina	3-15-1995
At Bats (extra)	70 at Towson (18)	5-19-2006
Runs	35 vs. G. Mason	3-28-1985
Runs in inning	18 vs. G. Mason	3-28-1985
Runs in 1st inning	11 at J. Madison	5-5-1985
Runs in 2nd inning	12 vs. Rhode Island	2-28-2021
Runs in 3rd inning	13 vs. St. Joe's ME	3-18-1993
Runs in 4th inning	11, vs. VMI	3-14-2018
Runs in 5th inning	11 vs. Charlotte	3-15-1986
Runs in 6th inning	14 vs. C. Conn. St.	3-21-1985
Runs in 7th inning	18 vs. G. Mason	3-28-1985
Runs in 8th inning	13 vs. G. Mason	3-2-1986
	13 vs. Princeton	3-21-2017

Runs in 9th inning	16 at Norfolk St.	3-7-2000
Hits	30 at Norfolk St.	3-7-2000
Fewest Hits	0 vs. Dartmouth	3-23-1975
	0 at S. Carolina	3-25-1975
	0 at Oklahoma	5-13-1989

Doubles	13 vs. VCU	5-10-2009
Triples	5 vs. R.P.I.	5-8-1961
	5 vs. Lynchburg	5-1-1964
Triples in inning	3 vs. N'Eastern (7th)	4-26-2007
Home Runs	7 vs. FAU	5-29-2021
	7 at Marshall	4-4-2021

Home Runs (doubleheader)	7 vs. VCU	3-30-1985
Home Runs in inning	3 vs. WKU	5-16-1986
	3 at UAB	5-16-1990
	3 vs. Will. & Mary	3-17-1996

Grand Slams	2 vs. Will. & Mary	4-7-1986
Stolen Bases	11 vs. Campbell	4-13-1993
Stolen Bases in inning	6 vs. St. Joe's (ME)	4-4-1985
Walks	19 at VMI	5-1-1981
HBP	6 vs. Will. & Mary	3-25-1995
	6 vs. Rhode Island	2/28/2021

Strikeouts	24 vs. Virginia	6/6/2021
LOB	18 vs. Dartmouth (12)	3-28-1976
	17 vs. Rutgers (9)	3-5-2017
Double Plays	6 vs. West. Caro.	4-6-1977

PITCHING RECORDS

Strikeouts	23 at Towson (18)	5-19-2006
	18 vs. N'Eastern (9, 2x)	4-15-06
		4-25-08
Runs Allowed	25 vs. J. Madison	4-6-1975
Runs Allowed in inning	10 (1st) at Richmond	3-9-1995
	10 (4th) vs. Rutgers	3-2-1997
Hits Allowed	25 at UNC Wilm.	4-13-2002
Home Runs Allowed	8 at Virginia Tech	4-29-1987
Walks Allowed (Most)	14 vs. UAB	5-15-1991

FIELDING RECORDS

Double Plays	7 vs. WKU	5-14-1985
Triple Plays	1 vs. Longwood	5-8-2012
	Josh Wright (unassisted)	
	1 at Jam. Madison	3-26-2011
	1 at Elon	3-10-2010
	1 at ECU	5-3-1996
Errors	11 vs. Bridgewater (DII)	3-3-1955
	8 at Delaware (DI)	4-21-2006
Stolen Bases Allowed	9 at Oklahoma	5-14-1989



Dana Arrowood (pictured above) hit .353 with 52 RBIs in 2006 to help lead the team to an 18-game winning streak.



Tyler Urps, (pictured above) the ODU shortstop in 2014, helped that year's squad spin a record 68 double plays.



INDIVIDUAL RECORDS (SEASON)

BATTING

AT BATS

1. Scott Thomson	260	1991
2. T.J. O'Donnell	256	1991
3. Rob Morgan	243	1995
4. Kenny Levari	238	2021
5. Joe Troilo	236	1997

HITS

1. T.J. O'Donnell	108	1991
2. Todd Azar	102	1986
3. Scott Thomson	100	1991
4. Kevin Gibbs	98	1994
5. Jared Musolf	95	2000

BATTING AVERAGE

1. Todd Azar	.486	1986
2. Kevin Gibbs	.436	1994
3. Dan McCarthy	.424	1975
4. Jim Zadell	.423	1963
5. T.J. O'Donnell	.422	1991

HOME RUNS

1. Ron Walker	20	1997
2. Patrick Nichols	18	2006
Kyle Battle	18	2021
4. Tony Gsell	17	1999
5. Vinnie Pasquantino	16	2019

RBIs

1. Todd Azar	87	1986
2. Sean O'Hare	86	1985
3. Nick Boothe	76	1985
4. Andy Garriola	72	2021
5. Nick Boothe	68	1983
Tim Hummel	68	2000

RUNS

1. Scott Thomson	78	1991
2. Ron Walker	75	1997
3. Sean O'Hare	72	1985
Tom Reichel	72	1985
Kevin Gibbs	72	1994

DOUBLES

1. Rob Morgan	27	1995
2. Matt Quatraro	26	1996
3. Zach Rutherford	25	2017
4. Scott Thomson	24	1991
Paul McGovern	24	1985
Tyler Belcher	24	2007
Jude Donato	24	1994

TRIPLES

1. Kevin Gibbs	9	1994
Maika Symmonds	9	1995
3. Scott Thomson	8	1990
4. Rob Gilland	7	1983
Matt Quatraro	7	1994

SLUGGING PERCENTAGE

1. Todd Azar	.809	1986
2. Ron Walker	.792	1997
3. Matt Quatraro	.766	1996
4. Tony Gsell	.705	1999
5. Sean O'Hare	.700	1985

ON-BASE PERCENTAGE

1. Todd Azar	.551	1986
2. Ron Walker	.531	1997
3. Sean O'Hare	.517	1985
4. Tim Hummel	.516	1998
5. Kevin Gibbs	.515	1994

STOLEN BASES

1. Kevin Gibbs	48 (of 52)	1995
2. Kevin Gibbs	45 (of 51)	1993
3. Shawn Pearson	43 (of 49)	1999
4. Wiley Lee	42 (of 46)	1987
5. Kevin Gibbs	41 (of 47)	1994

GRAND SLAMS

1. Chris Baker	3	2012
----------------	---	------

WALKS

1. Ron Walker	56	1997
Kyle Battle	56	2021

HBP

1. Jared Young	18	2017
Tommy Bell	18	2021
3. Curt Shaffer	16	1989
Maika Symmonds	16	1992
Jason Riley	16	1995
Ron Walker	16	1997

STRIKEOUTS

1. Jason Greiner	63	2000
------------------	----	------

SAC FLY RBIs

1. Jim Krekovich	10	1991
------------------	----	------

SACRIFICE HITS

1. Eric Follmar	17	1998
-----------------	----	------



Zach Rutherford, (pictured above) an All-American SS, hit 25 doubles in 2017, the third most in ODU history.

PITCHING

ERA (DI ERA)

1. Scott Hughes (reliever)	1.02	1982
2. Brett Wheeler (starter)	1.47	1995
3. Brett Wheeler (starter)	1.51	1994
4. Andy Lee (reliever)	1.69	1999
5. Jason Hartline (reliever)	1.88	2021

ERA (COLLEGE ERA)

1. Bill Yeargen (reliever)	0.56	1964
2. Bill Yeargen (starter)	0.84	1965
3. Jack Baker	1.22	1970
4. Fred Edmonds	1.38	1964
Tom Pegelow	1.38	1976

APPEARANCES

1. Brad Gero	39	2014
2. Jim Hvizda	32	1988
3. Wayne Gomes	30	1991
Mike Grohs	30	1990
Andy Lee	30	1998
Craig Lopez	30	2017

STARTS

1. Stephen Lyons	23	1991
2. Stephen Lyons	20	1990

3. Stephen Lyons	19	1992
4. John Boltersdorf	18	1988
5. Tommy West	17	1985
Kevin Bearse	17	1985
John Smith	17	1994
Jesse James	17	1996

WINS

1. Tommy West	15-2	1985
2. Kevin Bearse	14-3	1985
3. Jim Hvizda	12-3	1986
4. seven players	11 wins	--
most recently, John O'Reilly in 1996		

COMPLETE GAMES

1. Kevin Bearse	13	1985
2. Tommy West	11	1985
John Mitchelltree	11	1981
4. Alan Hixon	9	1984
5. Jeff Ware	8	1991
Jim Ambrose	8	1991

SAVES

1. Adam Wisniewski	15	2011
2. Mike Grohs	13	1990
3. Brad Gero	12	2014
4. Andy Lee	10	1999
Dennis McLaughlin	10	1994
Ron Walker	10	1996

STRIKEOUTS

1. Justin Verlander	151	2004
2. Justin Verlander	139	2003
3. Kevin Bearse	138	1985
4. Justin Verlander	137	2002
5. Jeff Ware	108	1991

STRIKEOUTS PER 9

Justin Verlander (starter)	12.9	2004
Noah Dean (reliever)	18.8	2021

INNINGS

1. Kevin Bearse	135.1	1985
2. Tommy West	122.1	1985
3. Jim Hvizda	121.0	1988
4. Jim Hvizda	118.0	1986
5. John Smith	117.1	1994

SHUTOUTS (INCLUDES SHARED)

1. Stephen Lyons	4	1992
Sean Hennessy	4	1992
3. Bill Yeargen	3	1965
Jim Ambrose	3	1982
Kevin Colgate	3	1968
Sean Hennessy	3	1993
Justin Verlander	3	2002

LOSSES

1. John Boltersdorf	8	1988
Stephen Lyons	8	1990

HITS ALLOWED

1. Stephen Lyons	122	1991
------------------	-----	------

WALKS ISSUED

1. John Boltersdorf	58	1988
George Sells	58	1990

FIELDING

FIELDING % BY POSITION

C	Joe Cox	.991	1958
1B	Barry Miller	.998	1987
Bryan Cipolla	.998	2005	
2B	Jude Donato	.982	1993
3B	Jake McAloose	.965	2009
SS	Zach Rutherford	.982	2017
LF	Paul McGovern	1.000	1986
CF	Rob Sessoms	1.000	1986
RF	Tom Harrell	1.000	1965
Kevin Gibbs	1.000	1993	
Brian Fiumura	1.000	1996	

INDIVIDUAL RECORDS (CAREER)



BATTING

GAMES PLAYED

1. Nick Walker	2014-17	226
2. Connor Myers	2013-16	224
3. Joe Troilo	1997-00	223
4. Tommy Reichel	1983-86	222
Scott Thomson	1988-91	222

BATTING AVERAGE

1. TJ O'Donnell	1991-92	.415
2. Matt Quatraro	1993-96	.400
3. Kevin Gibbs	1993-95	.392
4. Tim Hummel	1998-00	.388
5. Todd Azar	1984-87	.378

AT BATS

1. Joe Troilo	1997-00	921
2. Anthony Forelli	1996-99	832
3. Tony Gsell	1996-99	806
4. Nick Walker	2014-17	803
5. Tommy Reichel	1983-86	797
Todd Azar	1984-87	797

HITS

1. Todd Azar	1984-87	301
2. Joe Troilo	1997-00	279
3. Scott Thomson	1988-91	278
4. Tommy Reichel	1983-86	271
5. Tony Gsell	1996-99	261

RUNS

1. Tommy Reichel	1983-86	217
2. Joe Troilo	1997-00	208
3. Wiley Lee	1985-87	193
4. Kevin Gibbs	1993-95	192
5. Tony Gsell	1996-99	191

RBIs

1. Todd Azar	1984-87	258
2. Anthony Forelli	1996-99	208
3. Matt Quatraro	1993-96	186
4. Tim Hummel	1998-00	185
5. Sean O'Hare	1984-86	179
Joe Troilo	1997-00	179

DOUBLES

1. Todd Azar	1984-87	65
2. Scott Thomson	1988-91	63
3. Tim Hummel	1998-00	62
4. Anthony Forelli	1996-99	58
5. Tony Gsell	1996-99	55

TRIPLES

1. Kevin Gibbs	1993-95	19
2. Scott Thomson	1988-91	16
Maika Symmonds	1992-95	16
4. Matt Quatraro	1993-96	14
5. Wiley Lee	1985-87	12
Jimmy Martin	1984-87	12
Rob Gilland	1980-83	12

HOME RUNS

1. Tony Gsell	1996-99	37
Josh Wright	2009-12	37
3. Ron Walker	1995-97	36
4. Todd Azar	1984-87	35
Matt Quatraro	1993-96	35
Jason Greiner	1997-00	35

TOTAL BASES

1. Todd Azar	1984-87	487
2. Tony Gsell	1996-99	447
3. Matt Quatraro	1993-96	438
4. Scott Thomson	1988-91	436
5. Anthony Forelli	1996-99	421

STOLEN BASES

1. Kevin Gibbs	1993-95	(of 150) 134
2. Wiley Lee	1985-87	(of 132) 120
3. Shawn Pearson	1996-99	(of 111) 98
4. Joe Troilo	1997-00	(of 106) 88
5. Jimmy Miles	2006-08	(of 90) 79

HBP

1. Maika Symmonds	1992-95	42
2. Tommy Bell	2018-present	40
3. Jake McAloose	2007-10	36
4. Jason Riley	1992-95	35
5. Jesse Schoendienst	2002-06	34

SLUGGING PERCENTAGE

1. Matt Quatraro	1993-96	.706
2. Ron Walker	1995-97	.620
3. Todd Azar	1984-87	.611
4. Tim Hummel	1998-00	.571
5. Kevin Gibbs	1993-95	.547

ON-BASE PERCENTAGE

1. Tim Hummel	1998-00	.508
2. Kevin Gibbs	1993-95	.482
Matt Quatraro	1993-96	.482
4. Ron Walker	1995-97	.464
5. Todd Azar	1984-87	.452

GRAND SLAMS

1. Tony Gsell	1996-99	4
---------------	---------	---

STRIKEOUTS

1. Jason Greiner	1998-00	220
------------------	---------	-----

SAC FLY RBIs

1. Todd Azar	1984-87	20
--------------	---------	----

SACRIFICE HITS

1. Eric Follmar	1996-99	56
-----------------	---------	----

PITCHING

GAMES APPEARED

1. Jake Josephs	2013-17	94
2. Jonathan Tinkham	1999-02	91
3. Jim Hvizda	1985-88	89
4. Dana Arrowood	2002-06	82
5. Wayne Gomes	1991-93	73

GAMES STARTED

1. Stephen Lyons	1990-92	52
2. Justin Verlander	2002-04	48
3. Kevin Bearse	1984-87	44
John Smith	1991-94	44
5. Tommy West	1982-85	40
Daniel Hudson	2005-08	40



Josh Wright (pictured above) belted 37 career home runs, which is tied for the most in program history (with Tony Gsell).

INNINGS PITCHED

1. Jim Hvizda	1985-88	357.2
2. Justin Verlander	2002-04	335.2
3. Stephen Lyons	1990-92	332.0
4. Ben Tomchick	2009-12	328.1
5. John Smith	1991-94	318.2

WINS

1. Jim Hvizda	1985-88	(33-13) 33
2. Tommy West	1982-85	(31-7) 31
3. Stephen Lyons	1990-92	(29-16) 29
4. Kevin Bearse	1984-87	(28-11) 28
5. John Smith	1991-94	(27-9) 27

COMPLETE GAMES

1. Kevin Bearse	1984-87	23
2. Tommy West	1982-85	21
Bobby Walton	1961-64	21
4. Cy Brinkley	1972-75	19
5. Jim Hvizda	1985-88	18

SHUTOUTS (INCLUDES SHARED)

1. Bobby Walton	1961-64	8
2. Sean Hennessy	1989-93	7
3. Stephen Lyons	1990-92	6
4. Freddie Edmonds, Jr.	1962-65	5
5. Jim Hvizda	1985-88	4
Bill Yeargan	1963-65	4
Jim Eppes	1969-71	4
Jack Baker	1970-73	4
John Smith	1991-94	4
Justin Verlander	2002-04	4
Hunter Gregory	2018-21	4

STRIKEOUTS

1. Justin Verlander	2002-04	(335.2 IP) 427
2. Kevin Bearse	1984-87	(316.0 IP) 325
3. Daniel Hudson	2006-08	(292.0 IP) 295
4. Ben Tomchick	2009-12	(328.1 IP) 278
5. John Smith	1991-94	(318.2 IP) 268

ERA

1. Bill Yeargan	1963-65	1.25
2. Brett Wheeler	1994-95	1.50
3. Freddie Edmonds, Jr.	1962-65	2.02
4. Bobby Walton	1961-64	2.38
5. John Mitcheltree	1979-81	2.69

SAVES

1. Ron Walker	1995-97	17
2. Wayne Gomes	1991-93	16
Adam Wisniewski	2010-11	16
4. Brad Gero	2013-14	13
Mike Grohs	1989-91	13
Bill Schultz	1986-90	13

STRIKEOUTS PER 9

1. Wayne Gomes (reliever)	1991-93	14.0
2. Justin Verlander (starter)	2002-04	11.5

WINNING PERCENTAGE

1. Brett Wheeler	1994-95	(16-1) .943
2. Fred Edmonds	1962-65	(24-3) .889

LOSSES

1. Cy Brinkley	1972-75	19
----------------	---------	----

WALKS ISSUED

1. Lou Blows	1976-79	124
--------------	---------	-----

FIELDING

Fielding %

1. Gip Ridley (1B)	1975-78	.984
--------------------	---------	------



NOTABLE ACHIEVEMENTS

INDIVIDUAL GAME RECORDS

BATTING RECORDS

Hit For Cycle	Joe Troilo vs. Richmond, 2-15-1998
At Bats (9)	7 8x, last, Josh Wright vs. VCU, 5-10-2009
At Bats (extra)	9 3 players at Towson, 5-19-2006
Runs	6 Sean O'Hare vs. C. Conn. St., 3-21-1985
	Matt Quatraro at CW Post, 5-11-1994
Hits	6 Shawn Pearson vs. Hartford, 3-20-1998
	Chris Buss at Hofstra, 5-21-2010
	Matt Quatraro at CW Post, 5-11-1994
	Rob Morgan at W. Carolina, 3-15-1995
RBIs	10 Matt Quatraro at CW Post, 5-11-1994
Sac Flies	3 Scott Thomson vs. Va. Tech, 5-10-1998
2B	4 Jude Donato vs. Richmond, 4-10-1994
	Mike Zahm vs. Iona, 3-3-2007
	Chris Baker vs. UMES, 5-11-2010
3B	2 10x, last, Evan Chipman vs. NSU, 3-2-2005
HR	3 Nick Boothe vs. Charlotte, 4-6-1985
	Matt Quatraro at CW Post, 5-11-1994
	Jeff Eure vs. NC State, 4-14-1998
	Ben Verlander vs. N'Eastern, 3-9-2013
	Andy Garriola vs. Florida Atlantic, 5-29-2021
HR (DH)	4 Nick Boothe vs. Charlotte, 4-6-1985
Grand Slams	2 Chris Buss at Hofstra, 5-21-2010
SB	5 Kevin Gibbs vs. Campbell, 4-13-1993
	5 Jeff Eure vs. NC State, 4-14-1999
BB	6 Tony Morris vs. VMI, 5-1-1981

PITCHING RECORDS

Strikeouts	18 Jason Godin vs. N'Eastern, 4-15-2006
	Anthony Shawler vs. N'Eastern, 4-25-2008
Innings Pitched	13 Jack Baker vs. Xavier, 1972
Walks Issued	12 Paul Mitchell vs. Dartmouth, 3-20-1971
Cons. Ks	9 Wayne Gomes vs. UMBC, 4-14-1993

FIELDING RECORDS

Errors	6 Tom Wyszatycky vs. RPI, 4-26-1952
--------	-------------------------------------

MISCELLANEOUS STATS

BATTING RECORDS

Consecutive Hits	9 Jeff Beard, 1982
Hitting Streak (season)	28 games Chris Baker, 2010
Hitting Streak (career)	34 games Chris Baker, 2010-11
On-Base Streak	90 games Sean O'Hare, 1985-86
RBI Streak	13 games Todd Azar, 1986
HR Streak	5 games Sean O'Hare, 1985
HR At-Bat Streak	3 Jeff Beard, 1982 (2 games)
	Nick Boothe, 1985 (1 game)
HRs at The Bud	10 Nick Boothe, 1985
	Ron Walker, 1997
GW RBIs (season)	13 Todd Azar, 1986

PITCHING RECORDS

SOs at The Bud	4, Sean Hennessy	1992
Cons. CGs	9, Kevin Bearse	1985
Cons. Wins	15, Tommy West	1985
Cons. Ws to Start Season	10, Jim Hvizda	1986
Most Ws w/o Loss	9, Brett Wheeler	1994
Cons. SOs	2, Bob Walton	1962
	2, John Smith	1992
Cons. Scoreless Inns	22, Bob Walton	1962
	22, Anthony Shawler	2007
	21.1, Adam Bainbridge	2017
Cons. Inns w/o ER	31.1, Adam Bainbridge	2017

VS TOP 10 TEAMS

vs. #10 NC State	2016	W, 5-0
vs. #8 Rice	2015	L, 5-4
vs. #8 Rice	2015	W, 9-8
vs. #8 Rice	2015	W, 12-4
at #1 Virginia	2015	W, 14-5
vs. #1 Virginia	2014	W, 8-1
at #1 Virginia	2014	L, 7-1
at #5 North Carolina	2009	L, 7-6
at #2 North Carolina	2008	W, 8-6
at #8 NC State	2003	L, 3-1
vs. #10 South Carolina	2001	L, 16-3
vs. #8 South Carolina	1998	W, 15-10

NO HITTERS

CJ Huyett	vs. UMES	May 11, 2010
	9 IP, 0 R, 0 ER, 1 BB, 11 K	
Brian Brantley	vs. J. Madison	March 15, 1997
	7 IP, 0 R, 0 ER, 1 BB, 4 K	
Jimmy Eppes	vs. VMI	April 28, 1969
	9 IP, 1 R, 0 ER, 4 BB, 8 K	
Sean Hennessy	vs. Coppin State	Feb. 22, 1992
	7 IP, 0 R, 0 ER, 2 BB, 5 K	
Scott Hughes	vs. Liberty	April 26, 1984
	7 IP, 0 R, 0 ER, 2 BB, 3 K	
Hal Walck	vs. Virginia	April 26, 1983
	7 IP, 0 R, 0 ER, 1 BB, 5 K	
Charles Remington	at Virginia Tech	April 5, 1975
	7 IP, 1 R, 0 ER, 2 BB, 4 K	
Brian Campbell	vs. Dartmouth	March 16, 1975
	7 IP, 1 R, 0 ER, 5 BB, 8 K	
Jack Baker	vs. William & Mary	May 6, 1970
	7 IP, 1 R, 0 ER, 2 BB, 2 K	
Karl Drews	at American	May 6, 1967
	7 IP, 1 R, 0 ER, 4 BB, 6 K	
Bobby Mears	at Bridgewater	April 29, 1961
	7 IP, 0 R, 0 ER, 2 BB, 4 K	

COMBINED NO HITTERS

3 pitchers	vs. Coppin State	Feb. 20, 1993
	Geoff Edsell (2.1)	2.1 IP, 0 R, 0 ER, 1 BB, 4 K
	Keith Coe (2.2)	2.2 IP, 0 R, 0 ER, 1 BB, 3 K
	Wayne Gomes (2)	2 IP, 0 R, 0 ER, 0 BB, 5 K
3 pitchers	vs. St. Joe's (ME)	March 21, 1992
	Dennis McLaughlin (4)	4 IP, 0 R, 0 ER, 1 BB, 6 K
	Geoff Edsell (1)	1 IP, 0 R, 0 ER, 0 BB, 1 K
	John Smith (1)	1 IP, 0 R, 0 ER, 0 BB, 2 K

NO HITTERS VS. ODU

Tim Layden, Duke	April 13, 2004 (Durham, N.C.)
Jim Huslig, Oklahoma	May 13, 1989 (Norman, Okla.)
Tim Lewis, South Carolina	March 25, 1975 (Columbia, S.C.)
David Demarco, Dartmouth	March 23, 1975 (Norfolk, Va.)

1-HITTERS

Tomchick/Busbice	at WKU	March 14, 2015
Ney/Smith	vs. George Mason	May 4, 2013
Anthony Shawler	vs. Rutgers	Feb. 25, 2007
Donnie Smith	vs. William & Mary	April 24, 2004
Maika Symmonds	vs. Richmond	May 21, 1995
Eannacony/Wheeler/McLaughlin	vs. St. Joe's (PA)	Feb. 20, 1994
Edsell/Gomes	vs. Penn State	March 1, 1993
Lyons/Hennessy/Ware	at East Carolina	April 4, 1991
Lyons/Grohs	vs. Lafayette	March 4, 1990
Walter/Kuehnel	vs. UNC Wilm.	March 27, 1989
Imes/Parsons	vs. Delaware St.	March 3, 1985
Mark Metz	vs. Liberty	April 26, 1984
Brian Rice	vs. Buffalo	March 24, 1984
Lou Blows	at J. Madison	April 8, 1979
Brian Campbell	vs. Dartmouth	March 27, 1977
Brian Campbell	at Hamp-Sydney	March 15, 1974
Dave White	vs. Xavier	April 5, 1972
Ron Drews	vs. Cornell	March 24, 1968
Bratten/Fender	vs. Ithaca	March 19, 1968
Edmonds/Bradshaw	vs. Dartmouth	March 19, 1962
Mason Holland	vs. RPI	April 29, 1955

.400 HITTERS

1. Todd Azar	.486	1986
2. Kevin Gibbs	.436	1994
3. Dan McCarthy	.424	1975
4. Jim Zadell	.423	1963
5. TJ O'Donnell	.422	1991
6. Warren Willey	.418	1987
7. Matt Quatraro	.416	1996
8. Fred Kovner	.415	1965
9. Jake McAloose	.413	2009
10. Jared Musolf	.413	2000
11. Matt Quatraro	.413	1994
12. Jimmy Jones	.413	1967
13. Mark Wasinger	.412	1982
14. Tim Hummel	.408	2000
15. TJ O'Donnell	.407	1992
16. Joe Cox	.404	1958
17. Terry Bell	.400	1983



CJ Huyett (pictured above) is the last Old Dominion pitcher to throw a no-hitter. Huyett tossed nine innings of one-hit ball against UMES on May 11, 2010. Huyett walked one and struck out 11 in the historical performance.

ALL-TIME LETTERWINNERS



A
Abbitt, Robert 1935
Abdalla, Daniel 2008
Adams, Devon 2017-18
Adcock, Shawn 2002
Agee, Joe 1949-50
Ali, Dean 2010-14
Alexander, Cory 2016-19
Alexander, John 1949
Alexander, Tommy 2013-14
Almonte, Dan 1993-95
Ambrose, Jim 1978-82
Amos, Fred 1956
Anslow, Steve 1968, 69
Anthony, Leo 1958-61
Anthony, Photios 1955
Anthony, Tony 1953-56
Ardagna, Nick 1996
Arredondo, Robert 1995
Arrowood, Dana 2003-06
Ater, Malcolm 1970
August, Scott 1979-81
Aydlette, Rick 1973
Aydlette, Mitch 1974
Azar, Todd 1984-87
B
Bailey, Bob 1981-82
Bailey, David 1996-99
Bailey, Grayson 2016
Balmer, Fred 1963-66
Bacalis, Ted 1948
Bacskay, Frank 1948
Baecher, Cecil 1952-53
Bainbridge, Adam 2014-17
Baer, Evan 2017
Baker, Al 1964-66
Baker, Chris 2008-13
Baker, Jack 1970-73
Baker, Erick 2010-13
Baker, Jim 1965
Baker, Kerry 1977-79
Baker, Pat 1974-75
Barber, Addison 2015
Baron, Mark 1992-93
Barnes, Larry 1949-51
Barnes, Woodrow 1937
Barbara, Dan 1988-91
Barrientos, Robby 2021-
Bassett, Matt 1980
Bashara, Brian 2010-14
Bashara, Charles 1952
Bashara, Vincent 2021-
Barker, Chip 1985
Battle, Kyle 2017-2021
Beale, Sam 1960
Beam, Kyle 2016-17
Beard, Brian 2013-14
Beard, Jeff 1979-82
Beard, Ryan 1992-95
Bell, Tommy 2018-
Bell, Willis 1957-60
Belcher, Gene 1951
Belcher, Tyler 2004-07
Belgrave, Kenneth 2008-12
Bell, Terry 1981-83
Bell, Tommy 1981-85
Bell, Tommy 2018-
Benitez, Joey 2014-16
Berge, Lou 1983-84
Bergh, Ryan 2007-08
Bearse, Kevin 1984-87
Berland, Bruce 1984
Beecher, Mike 1953
Beale, Henderson 1947
Bigger, Bill 1960-64
Binder, Brian 2004
Birle, Eric 1991-92
Bishop, Turner 2014-17
Blake, Nate 1974-75
Blake, Travis 1969-70
Blanchard, Michael 2017-
Blows, Lou, Sr. 1957

Blows, Lou, Jr. 1976-79
Boggs, Chris 2009-10
Boltersdorf, John 1986-88
Boothe, Nick 1983-85
Bowers, Mike 1992-94
Boyce, Bill 1962
Boyce, Mike 1987-91
Bradshaw, Donnie 1962-63
Bradshaw, Cliff 1967
Brame, Bud 1980
Brantley, Brian 1996
Bratten, Jeff 1968-71
Bratton, Dylan 2012
Breeden, Joe 1977-79
Brewer, Cade 2021-
Brickford, Steve 1970
Brichter, Joe 1939
Brinkley, Cy 1972-75
Brock, Benny 1939
Brooks, Allen 1976
Brookman, Rueben 1984
Brown, James 1950
Brown, John 1939
Brumfield, Ken 2001-02
Brune, James 1986, 87
Bruno, Arthur 1960, 61
Buchanan, Gordon 1936
Bucher, Andrew 2004-05
Bulifant, Bob 1957
Butcher, John 1969
Burch, Matt 2019-20
Burchill, Brady 2007-09
Burney, Josiah 2010-14
Burns, David 2007-08
Burok, James 2002-05
Burroughs, Brian 1976
Burton, Herb 1965-66
Busbice, Thomas 2015-16
Busher, Matt 2019-
Buss, Chris 2008-10
Butler, Tom 1966-69
Butler, Dick 1953-58
Butt, Holt 1957-58

C
Campbell, Brian 1974-77
Campbell, Rick 1967-68
Campbell, Guy 1956
Cannon, Malcolm 1950
Cappelletti, Jim, 1954, 57
Cardwell, Bill 1953
Carlson, Fred 1965, 66
Carrithers, Roy 1966, 67
Carrier, Joe 1973-74
Caruthers, Joey 1974
Carter, unknown 1935
Carter, Brandon 2004
Carter, Dexter 2007-08
Carter, Rick 1972
Cassaboon, Robert 1988
Caudell, Mark 1997
Chrisman, Walter 1969
Chipman, Evan 2002-05
Cicero, Leto 1947
Cieslak, Ed 1997
Cipolla, Bryan 2004-08
Clark, Bill 1974
Claxton, Dominick 2020-
Cocca, John 1997-98
Coe, Keith 1993-94
Coffin, Tom 1968-69
Cogen, Matt 2015
Cohen, unknown 1935
Cohen, Gene 1949-50
Coker, Drew 2010-13
Coldsnow, Zach 2020-
Colgate, Kevin 1968
Colonna, Keith 1970
Comerford, Ron 1968-69
Conrad, Mike 1980
Cooke, Scott 1990-93
Cooke, John 1963
Coon, Bill 1950

Cooper, Jim 1938-39
Corsner, Donnie 2008-11
Corson, Ray 1964
Cowell, Mike 1992
Cox, Joe 1957-58
Coutney, Matt 2020-
Crain, Jerry 1976-79
Creekmore, Rob 1971-74
Croley, Mike 2002
Crookham, Connor 2013
Currin, Steve 1972
Cushman, Bill 1979

D
Dalatri, Andrea 2020-
Davis, Eric 1996
Davis, J.E. 1935
Davis, Justin 2001
Dailey, Don 1966-67
Davis, Al 1966-67
Davis, Jeff 1968
Daughtery, Guy 1970
Dean, Noah 2020
Deans, Jerry 1975
DeChiaro, Joey 2020-
Demma, John 1958
Demyan, Kirk 1991-92
DeMille, Frank 1961-65
Dengler, Chris 2020-
Denton, Buddy 1959-62
DeRyder, Leonard 1957-58
Detwiler, Jim 1997-99
Diana, Chuck 1978-81
Diaz, Victor 2013-16
Dibbling, Bob 1949
Dixon, Tad 1951
Dobzanski, Brad 2020-
Donato, Jude 1991-94
Donovan, Bill 1938-39
Dorsey, David 1971
Dorst, Stephen 2006
Doumar, Ed 1947
Doumar, Ray 1947
Downing, Tom 1953
Dozier, Bill 1938-39
Drews, Ron 1966-69
Druzgala, Tim 1980-84
Dubois, Kyle 2005
Dubbe, Dean 1978
Duke, Tom 1985-87
Dunn, Ryan 2000-01
Dye, Robert 1998

E
Eannacony, Anthony 1993-95
Edmonds, C.F. 1934-35
Edmonds, Freddie, Jr. 1962-65
Edsell, Geoff 1991-93
Elci, Lee 1987-88
Eldridge, Josh 2011-15
Ellis, Don 1960
Ellis, Leonard 1953-54
Engler, Donald 2012
Eppes, Jim 1969-71
Erdman, Nick 2007
Eure, Jeff 1999-01
Everton, Jerry 1960-62
Evans, James 2000
Evans, Ronnie 1962-63
Evans, Kevin 2000-03
Evangelista, Pat 1988-91
Everett, Chris 1989-92
Ewell, Bill 1949
Ewell, Joe 1935
F
Fant, Jim 1957-58
Farmer, Dave 1969
Felder, Steve 1968-69
Fender, Robert 1967-68
Fetterly, Ross 2006-07
Finwood, Grey 2015-17
Fisher, J.D. 1980

Fisher, Trey 2018-
Fitzgerald, John 1988-90
Fiumara, Brian 1993-96
Flora, Larry 1977
Fleming, Tom 1954
Folmar, Eric 1996-99
Forbes, Walter 1952
Forelli, Anthony 1996-99
Foster, Dennis 1967
Foster, Terry 1971
Francis, Derek 2015
Fraser, Randy 1958
Frazier, Brent 2009
Frezza, Danny 1992
Frieder, Fred 1950
Friske, Parker 1998-01
Fry, Chris 1979
Fuhrmann, Jeff 1974
Furcron, Tom 1975

G
Gagliardi, Brock 2020-
Garlow, Don 1978
Gast, Jim 1984
Gamboa, Fred 1986-88
Gaither, Harry 1948
Gallagher, Ronald 1958
Gero, Brad 2013-14
Gertner, Tommy 2019-
Gibbs, Kevin 1993-95
Gillard, Rob 1980-83
Gillis, Darius 2016-18
Giacolone, Rich 1976-78
Glashoff, Ray 1978
Godin, Jason 2003-06
Goldblatt, Adam 1979-82
Gomes, Wayne 1991-93
Gomez, Jacob 2021-
Gottlieb, Melvin 1952, 53
Gould, Scott 1985, 86
Gram, Kenneth 2004
Grau, John 1963
Green, unknown 1963
Greene, James 2004
Gregory, Hunter 2018-2021
Gregula, Justin 2003-06
Greiner, Jason 1997-2000
Griffey, Kevin 2012
Griffin, Donald 1938
Grohs, Mike 1989-91
Gsell, Tony 1996-99
Guaragna, Joseph 2014
Gunter, Kevin 2005-06

H
Haffling, Scott 1989-90
Hairston, Demarque 2002-03
Hahn, Keith 2003-06
Hald, Kyle 2008-11
Halstead, unknown 1935
Hale, Dan 1984
Hall, Gerard 2007-09
Hall, Hunter 2004-07
Hamilton, Lewis 1954
Hamara, Ned 1972-74
Hamlet, Ben 1996-99
Hammer, Jerry 1962-63
Hancock, Jared 2019-
Hansen, Bryan 2005-06
Hardy, unknown 1935
Harley, Brett 1981
Harmsen, Scott 1994
Harrell, Robbie 1987
Harrell, Burt 1960-61
Harrell, Tom 1964-65
Harris, Brett 2009-14
Harris, Jack 1938
Harris, Stephen 2003-05
Harrison, Charles 1949
Harrison, Curt 1960-62
Harrison, Jim 1958-61
Hartline, Jason 2018-
Hartman, Nathan 2010-11

Hartman, Nick 2015-16
Hauck, Don 1973-76
Harvey, Ryan 2002
Haumacher, Joe 2010-11
Hawkins, Ty 1988-90
Hawlett, Melvin 1951
Hedges, Justin 2015-16
Hedgepeth, Jim 1954
Henderson, Mike 1994-96
Heninger, Kevin 2000-04
Hennessy, Sean 1990-93
Heidt, Frank 1969
Helm, Skip 1954
Henley, Jack 1957-58
Henry, Carson 2017
Hernandez, Edgar 2008-11
Herring, Carl 1955
Hertzler, Barry 2000
Higgins, PJ 2013-2015
Hill, Dylan 2013
Hixon, Alan 1983, 84
Hodge, Adam 2005
Holbergm, Bruce 1968
Holland, Bobby 1996
Holland, Edwin 1935
Holland, Mason 1953-55
Honeycutt, Bill 1983-84
Hoover, Mike 2000-01
Hoover, Scott 1982-83
Howlett, Chris 1989
Howlett, Sonny 1951
Hudgins, Matt 2005
Hudson, Dan 2006-08
Huffman, Brad 1968-69
Hughes, Scott 1981-84
Hullett, Ed 1982
Hummel, Rusty 2000-03
Hummel, Tim 1998-2000
Hunt, Riegald 1990-92
Hunt, Ted 1957-58
Huyett, C.J. 2008-12
Hvizda, Jim 1985-88

I
Imes, Rodney 1985-87
Ingram, John 1961-64
Ireland, Greg 1985-88
Ivy, John 1967-69
J
Jacinto, C.J. 2005
Jackson, J.D. 2000-01
Jaffe, Bob 1948
James, Jesse 1995-98
James, Derek 2003-04
Jesee, Nick 2013
Jett, Jack 2016-18
Johannes, Joseph 2004
Johnson, Mike 1955
Johnson, Asa 1954
Johnson, Frenchie 1962
Johnson, Gene 1964
Jones, unknown 1935
Jones, Jim 1966-67
Jones, Needham 2002-06
Jones, Roy 1971-72
Josephs, Jake 2013-17

K
Kanoy, Thomas 1956-58
Kane, Pat 2013
Keane, John 2018-
Keith, Dan 1972
Kendall, Bob 1953
Kenman, Chris 2005-08
Keyes, Paul 1981-84
Kelley, Thomas 1936
Killmon, Ron 1963
Kightlinger, Eric 1999
Kincaid, unknown 1950
Kiskinis, George 1949-50
Kitchen, Vic 1966
Klak, Corey 2017-18



ALL-TIME LETTERWINNERS

Kneuper, Ray	1977
Knickerbocker	1953
Knight, Monty	1952
Knowles, Doug	1980-83
Koch, Jason	1995-96
Koenig, Jared	2015
Konopki, Mark	1989
Koperna, Len	1979-83
Koppin, Michael	2003
Kovner, Fred	1962-65
Kowalczyk, Alex	2013
Krantz, Luke	2018-
Krevokuch, James	1990-91
Kreider, Justin	1995-96
Krukin, Larry	1951
Krukin, Sid	1938-39
Kuehnel, Steve	1989-90

L	
Lacey, Miles	1949
LaFollette, Austin	2020
Lagos, Tony	1976
Lamb, Culver	2016-
Lanyi, Keith	1984-85
Lane, Chuck	1988-89
LaRosa, Jeff	2020
Lawson, Bill	1967
Lavender, Kyle	2020-
Leaf, Joe	1955
Lee, Andy	1998-99
Lee, C.J.	2004
Lee, Randy	1957-58
Lee, Wiley	1985-87
Leemon, Tommy	1971
Lemke, Steve	1989
Lenoir, Brandon	2002-03
Levari, Kenny	2021-
Lewis, Homer	1946
Linthicum, Bob	1968-69
Lindsey, Quentin	1994-96
Livers, Chris	2013-16
Long, Chester	1966
Longest, Dan	1985
Longworth, Gene	1939
Lopez, Craig	2017-18
Lowther, Gary	2002-03
Lucas, John	1971
Luck, Carter	1953
Ludwig, Dwight	1954
Lustrino, Nick	2015-16
Lyons, Stephen	1990-92

M	
Maguire, Morgan	2016-19
Mahoney, Bob	1951
Maitland, Eric	1968-72
Majette, Kyle	2015
Malbon, John	2006-10
Mamoudis, John	1975
Marn, Billy	2004
Marrale, Michael	2019-20
Martin, Rob	1977-78
Martin, Jim	1984-87
Martin, Beau	1990-91
Marshall, Matt	1957-58
Masolf, Jared	1999
Masterson, Gary	1989-90
Matheson, Nate	2015-16
Mazzante, Louis	1999-2000
McAloose, Jake	2007-10
McCarthy, Dan	1974-77
McCarthy, Phil	2008-12
McAfee, Daniel	2000
McCurry, Idus	1952
McCoy, Henry	1951-52
McDaniel, Lee	1963-66
McDonald, Jim	1978
McDonnell, Shawn	1991-92
McFadden, Mark	1993
McGovern, David	1985
McGovern, Paul	1983-86
McGowen, Austin	2010-13
McHugh, Mike	1985-87

McLaughlin, Denis	1992-94
McMurray, Jason	2015-16
Mercer, unknown	1935
Mears, Bob	1961-62
Melvin, Mike	1973
Mesa, Eric	2004-05
Metz, Mark	1981-84
Merr, Bob	1958
Michael, Mark	2001
Miles, Henry	1936
Miles, Jimmy	2006-08
Miller, Barry	1987-90
Miller, Jim	1972
Miller, Max	1973
Miller, Mike	1970-72
Miller, Mike	1977
Millis, Joe	1981-83
Milliken, Roger	1978-80
Mitchell, Brendan	1998-01
Mitchell, Paul	1969-71
Mitchell, Ron	1972
Mitcheltree, John	1979-81
Montague, John	1965-66
Moore, Joe	2001-04
Moore, Ryne	2018-2021
Morales, Willy	2003
Mordica, Tom	1974
Morgan, Robert	1992-95
Morgan, Will	2016-19
Morris, Jim	1973
Morris, Tony	1980-82
Most, Max	2008
Moye, Matt	2001-2002
Moyer, Dave	1974-76
Moyer, Drew	2016
Moynihan, Mitch	2013-14
Muly, Connor	2018-
Murray, Richard	1957
Murden, Joe	1951
Musolf, Jared	1999-2002
Muzzey, Ralph	1951-52
Myers, Connor	2013-16
Myers, Mike	1980

N	
Negrini, Jordan	2013-14
Nelson, Isaiah	2017-
Nelson, Ray	1964
Ney, Mike	2008-13
Nichols, Dennis	1966
Nichols, Patrick	2005-06
Nicks, Jerry	1983-84
Norfleet, Charles	1954

O	
O'Donnell, T.J.	1991-92
O'Hara, Mark	1977
O'Hara, Scott	1976-79
O'Hara, Sean	1984-86
Ogletree, John	1964
O'Leary, Frazier	1963
O'Neill, Tom	1979-80
O'Reilly, John	1993-96
Oden, Monte	1938-39
Oehler, John	2000-03
Orlando, Gary	1976-79
Ostrich, Taylor	2014-15
Overton, Connor	2011-14
Owens, unknown	1935

P	
Pabst, Tab	1988-89
Padgett, unknown	1935
Pantos, Nick	2019-
Parson, Chris	1985
Parker, Barry	1966
Palumbo, Don	1960-61
Parks, Wayne	1961-64
Parmentier, Michael	2018-20
Parrish, Hunter	2009
Pasquantino, Vinnie	2017-19
Patterson, Shawn	1995-96
Pearson, Shawn	1997

Pegelow, Tom	1973-76
Pelot, Bill	1968-70
Pena, Pedro	2002-03
Pennell, Scott	1988
Petracci, Robbie	2020-
Perez, Michael	2011-15
Pezzella, Vince	1939-40
Piasecki, Guy	1973
Pinkos, Sonny	1972
Pittman, Vance	1957
Pixley, Steve	1967
Plank, Marty	1994-96
Poe, Tom	1954
Pohle, Mike	1976
Pogue, Jamie	1998
Poteate, Blair	1949
Potter, Mark	1975
Powles, Pete	1979
Price, Alan	1975-78
Priode, Jim	1954
Purnell, Oliver	1972

Q	
Quatraro, Matt	1993-96

R	
Rafferty, B.J.	1996-1997
Ramirez, Bryan	2010-12
Ransom, Lincoln	2021-
Rauls, Ian	1998
Raymond, Darren	1990-93
Rawlings, Bob	1949
Rebold, Bob	1967-68
Reichel, Tommy	1983-86
Reinert, Michael	2013-16
Remington, Charles	1975
Revier, Nesbit	1949
Renfrow, Wayne	2003
Renn, Melvin	1962-66
Rice, Brian	1983-84
Richardson, unknown	1935
Rienerth, Rob	1982
Ridley, Gip	1975-78
Riddick, Steve	1973-74
Riddleberger, Dennis	1964-66
Riganto, Maury	1939
Riley, Jason	1992
Rivera, Geo	2020-
Rives, unknown	1935
Roach, Barry	1971
Roane, Sabin	2021-
Roberts, Andy	2013-14
Robertson, C.W.	1935
Robertson, Ross	1998-01
Robinson, Bill	1948
Rodriguez, Joey	2019-
Rooks, Kevin	1993
Root, Joe	1938
Rose, Thomas	1973
Ross, Brian	1997-00
Ross, Jesse	2006
Roush, Randy	1986-88
Roughton, Bill	1948
Routsis, Patrick	2020
Rudiger, James	1954
Ruffa, Jim	1968-69
Ruschak, Ron	1977
Russin, Ray	1992-95
Russo, Anthony	1979
Russo, Rocco	1947
Rutherford, Zach	2015-17

S	
Saks, Harvey	1952
Santoli, Bob	1973
Sanzo, Jim	1975-76
Sanford, Jack	1976
Savage, Billy	1985-87
Schaffer, John	1970-71
Scharzman, Bill	1975
Scheffler, Tom	2019-
Schenk, Rick	1976
Schoendienst, Jess	2002-06

Schnoor, Alan	1978
Schultz, Bill	1986-90
Scott, Cameron	2006-11
Seay, L.E.	1936
Sears, Allen	1978-81
Sells, George	1988-90
Sessoms, Rob	1983-86
Shaffer, Curt	1988-89
Shanley, Bob	1950
Shawler, Anthony	2006-08
Shefka, Ricky	2003-04
Sheffield, Jerry	1956
Shelton, Brandon	2009
Shonard, John	1972
Siclar, Bob	1969-72
Silber, Mike	1977
Silver, Travis	1999-01
Silverstien, Ari	2020-
Simpson, Bob	1949
Simpson, Glenn	1973
Sinnen, Brooks	2004-06
Sinnen, Kurt	2014-17
Sinnen, Sam	2014-17
Sizemore, Shawn	2008-13
Slaton, Ben	2013-14
Sleighter, Irvin	2005
Sligh, Zack	2014
Smart, Jack	1953
Smith, Brandon	2009-13
Smith, Brett	2016-
Smith, Donnie	2002-04
Smith, John	1991-94
Smith, Kevin	1979
Smith, Mickey	1960
Smith, Todd	1986
Smith, Tyler	2012
Snapp, Kevin	2002
Snell, Eric	1990
Sollenberger, Brent	2000-03
South, Tony	1956
Sowder, Rob	1969
Speakes, Buttons	1967-69
Spurrell, Jerry	1981
Stack, David	1990
Stahl, Ronnie	2005
Staley, John	1968
Stanton, Earl	1951
Staples, Tommy	1995-96
Steltz, Roger	1992
Stevens, Bob	1956
Stevens, Doug	1988-91
Stocks, Steve	1966
Stoneback, Kenny	2009
Strick, Allen	2001-04
Strickland, Don	1965-66
Strickland, Ray	1969
Strzelecki, Joe	2017
Stup, Bob	1975
Sullivan, Earl	1951
Symmonds, Maika	1992-95
Szymkowicz, Brian	1978

T	
Tarketon, Lynn	1970-73
Tarkenton, Jay	2020-
Tate, Randy	1968
Teschko, Kevin	2019-
Teschko, Ryan	2019-
Thomson, Scott	1988-91
Thompson, Frank	1973
Thomas, Jesse	1968
Thomas, Jesse	2000-01
Thomas, Dave	1972
Thomas, Tony	1977
Thompson, Bob	1965
Timm, Harlan	1956
Tinkham, Jonathan	1999-02
Tolson, Everett	1938-40
Toll, Tim	1980-83
Tomchick, Ben	2012
Tomchick, Greg	2013-15
Tonelson, Rufus	1931
Toth, Cory	2007-10

Travis, Nathan	1996
Trice, Carter	2021-
Troilo, Joe	1997-00
Tryzbinski, Martin	1988
Truitt, Bob	1951-52
Turner, Bill	1967-69
Turner, Dickie	1967-68
Turner, Jerry	1971-74
Tutwiler, Josh	2008-12
Tyndall, Bill	1953
Tyrell, Jim	1991
Tyree, Steve	1992-93

U	
Urps, Tyler	2013-14

V	
Vaks, Luke	2021
Van Landuyt, Jules	1990
Velleggia, Joe	2007-10
Verbit, Nelson	1982
Verlander, Ben	2010-13
Verlander, Justin	2002-04
Vilardi, David	2000-01
Vitasek, John	1949

W	
Wagner, David	2005-08
Walck, Hall	1980-83
Walker, Jim	1964-65
Walker, Nick	2014-17
Walker, Ron	1981
Walker, Ron	1995-97
Wallace, Ryne	2021-
Walls, Matt	2006-09
Walter, Steve	1989
Walton, Bob	1961-64
Ward, Del	1977-81
Ward, John	1963
Ware, Jeff	1989-91
Warren, Stephen	2002
Wasinger, Mark	1980-82
Watkins, Robbie	2007
Watt, unknown	1935
Watson, Bill	1974
Watson, Larry	1964
Ward, John	1963-64
Weaver, Shawn	1998-01
Webb, Kirk	1986-87
West, Amos	1957
West, Tommy	1982-85
Wheeler, Brett	1994-95
Wheeler, Thomas	2021-
White, Butch	1986-87
White, Dave	1970-72
White, Rob	1961
Whitney, Lee	1980-81
Wilcox, Abie	1948
Wilcox, Al	1953
Wilcox, Max	1953
Wilkerson, Jim	2017-18
Willey, Warren	1984-87
Williams, Bob	1951
Williams, Doug	1986-89
Williams, James	1966-69
Williams, Rob	1966-67
Williams, Ryan	2000-02
Williams, Turner	1992-93
Wilson, Bob	1948
Wilson, John	2017-20
Windham, Bryce	2016-19
Windley, Dick	1949-50
Winter, David	1996
Wiseman, Bo	1977-80
Wisniewski, Adam	2009-11
Wolf, Mike	1973
Wood, John	1976
Wood, Shaun	2017
Woodard, Calvin	1948
Woodard, Seth	2016-17
Worell, Bob	1948
Worell, Joe	1996-97
Wright, Austin	2009-10

ALL-TIME LETTERWINNERS



Wright, Gary	1977-78
Wright, Josh	2009-12
Wyzatycki, Tom	1952-53

Y

Yarbrough, Ryan	2013-14
Yeagan, Bill	1963-65
Yesensky, Ty	2012
Yewcic, Randy	1974
Young, Jared	2017
Younce, Rob	1993

Z

Zadell, Frank	1961-64
Zadell, Jim	1962-65
Zartman, unknown	1950
Zahm, Mike	2006-07
Zell, Pete	1991-92
Zeb, Joe	1960
Zeb, John	1957
Zebro, Vince	1969-72
Zeller, Scott	1974-75
Zerbe, David	1988-89
Zirkle, Bruce	1972
Zontini, Tony	1964-68



OPPONENT HISTORY

A

Adelphi	1-0
Akron	1-0
Alabama	0-1
Albany	2-0
American	9-2
Appalachian State	5-0
Apprentice	14-12
Atlantic Christian	12-4
Auburn	0-2
Augusta	2-0

B

Ball State	3-0
Baltimore	11-5
Binghamton	2-0
Bridgewater	1-0
Brown	3-1
Bryant	1-0
Bucknell	2-3
Buffalo	3-0

C

Cal State Fullerton	0-1
Campbell	4-3
Canisius	0-1
Catholic	2-2
Central Connecticut State	2-0
Charleston Southern	1-0
Charlotte	49-40
Citadel	3-9
Clemson	7-26
Cleveland State	3-0
Coastal Carolina	4-3
Coppin State	7-0
Cornell	1-0

D

Dartmouth	10-2
Davidson	1-0
Delaware	18-15
Delaware State	8-0
Drexel	4-2
Duke	6-9
Duquesne	3-0

E

East Carolina	33-30
East Connecticut State	2-2
Eastern Michigan	1-0-1
Elon	1-5

F

Fairfield	2-1
Fairleigh Dickinson	1-0
FIU	17-8
Florida	0-1
Florida Atlantic	11-14
Florida State	0-2
Florida Southern	2-9
Fordham	3-2
Fresno State	0-3
Furman	2-0

G

Georgetown	1-0
George Mason	48-40
George Washington	22-5
Georgia	4-9
Georgia Southern	1-3
Georgia State	13-14
Georgia Tech	1-3

H

Hampden-Sydney	23-18
Hartford	2-0
High Point	1-2
Hofstra	18-13
Howard	5-0

I

Illinois	0-1
Iona	7-0
Iowa	0-1
Ithaca	8-8-1

J

Jacksonville	29-28
James Madison	58-47-1

K

Kansas State	3-3
Kent State	3-1
Kentucky	1-3

L

Lafayette	2-0
La Salle	2-1
LA Tech	10-8
LeMoyne	4-2
Liberty	30-25
LIU Brooklyn	3-0
Longwood	8-4
Loyola (Md.)	6-2
Lynchburg	14-12

M

Maine	1-6
Manhattan	1-0
Marist	2-4
Marshall	17-8
Mary Washington	2-0
Maryland	9-10
Massachusetts	3-0
Michigan	4-4
Middle Tennessee	8-10
Millersville	5-0
Missouri	0-1
Mississippi	1-1
Mt. St. Mary's	11-2

N

Navy	7-2
NC State	13-14
Newberry	1-0
New Haven	1-2
New Hampshire	2-0
New Jersey State	3-1
New Orleans	1-0
New York Tech	12-3
Niagara	3-0
Norfolk State	41-9
Northeastern	15-11
North Carolina	4-5
Notre Dame	1-0

O

Ohio	0-1
Oklahoma	1-3
Oklahoma State	1-0

P

Pace	0-2
Pembroke State	7-3
Penn	3-0
Penn State	7-5
Pittsburgh	1-0
Princeton	12-8
Purdue	7-1

R

Radford	24-5
Randolph-Macon	21-16
Rhode Island	4-3
Rhode Island College	1-0
Rice	10-15
Richmond	56-42
Rider	2-1
Rochester	4-0
Rollins	2-1
Rutgers	33-37

S

Saint Augustine's	2-0
Saint Bonaventure	2-1
Saint Francis (NY)	3-0
Saint John's	6-4
Saint Joseph's (ME)	18-2
Saint Joseph's (PA)	14-2
Saint Leo	1-0
Salisbury State	2-0
Seton Hall	4-0
Shepherd	2-0
Siena	1-1
South Carolina	6-11
South Alabama	3-3
Southeastern Massachusetts	0-1
Southern Connecticut State	2-0
Southern Maine	1-0
Southern Miss	2-9
Southern Vermont	2-0
Springfield	1-0
Stetson	3-7
Syracuse	2-0

T

Temple	8-2
Tennessee	7-15
Texas	0-1
Texas A&M	1-1
Towson	25-20

U

UAB	12-11
UCF	1-0
UMBC	7-5
UMES	9-0
UNC Greensboro	3-3
UNC Wilmington	56-64
USC Aiken	1-0
USF	1-2
UTSA	11-12

V

Vanderbilt	1-0
VCU	89-59
Villanova	2-1
Virginia	28-26
Virginia State	2-0
Virginia Tech	13-40
Virginia Wesleyan	16-3
VMI	43-8

W

Wake Forest	0-6
Washington & Lee	22-5-1
West Virginia	4-4
Western Carolina	8-4
Western Maryland	3-2
Westfield State	2-0
William & Mary	85-54
WKU	9-5
Wofford	3-1
Wright State	2-0

X

Xavier	2-0
--------	-----

YEAR-BY-YEAR HISTORY



2021 (44-16)

Head Coach: Chris Finwood (9th season)
 C-USA Champions
 NCAA Regionals (Automatic)

Norfolk State	W	7-1
Norfolk State	W	12-0
Norfolk State	W	12-5
Norfolk State	W	19-2
Rhode Island	L	4-6
Rhode Island	L	5-6
Rhode Island	W	16-3
#17 East Carolina	W	6-5
Northeastern	W	10-8
Northeastern	L	5-6
Northeastern	W	3-2
William & Mary	W	8-2
Ball State	W	6-3
Ball State	W	10-5
Ball State	W	2-1
VCU	L	5-12
Richmond	W	4-3
VCU	W	5-3
FIU *	L	12-15
FIU *	W	14-0
FIU *	W	3-2
FIU *	W	16-9
Marshall *	W	12-1
Marshall *	W	8-7
Marshall *	W	8-0
Marshall *	W	15-7
Florida Atlantic *	W	7-2
Florida Atlantic *	W	10-3
Florida Atlantic *	W	8-2
Florida Atlantic *	L	0-4
Rice *	W	11-4
Rice *	W	11-2
Rice *	L	2-11
Rice *	W	4-1
#19 Charlotte *	L	4-5
#19 Charlotte *	W	9-5
#19 Charlotte *	L	3-8
#19 Charlotte *	L	1-7
#15 Charlotte *	W	8-3
#15 Charlotte *	L	2-6
#15 Charlotte *	W	14-2
#15 Charlotte *	W	10-0
UTSA *	W	14-11
UTSA *	L	10-12
UTSA *	L	0-11
UTSA *	W	6-2
WKU *	W	14-8
WKU *	W	6-3
WKU *	L	6-7
WKU *	W	13-2
#14 LA Tech	W	10-8
#14 LA Tech	W	8-7
Florida Atlantic !	W	11-2
Middle Tennessee !	W	10-6
Florida Atlantic !	W	13-5
#18 LA Tech !	W	7-5
Jacksonville ^	W	4-3
South Carolina ^	W	2-1
Virginia ^	L	3-8
Virginia ^	L	3-4

* Conference USA game
 ! C-USA Tournament (Ruston, La.)
 ^ NCAA Columbia Regional (Columbia, S.C.)

2020 (12-4)

Head Coach: Chris Finwood (8th season)
 *NCAA cancels remainder of the season on March 12, 2020 due to COVID-19

Towson	W	9-5
Towson	W	5-0
Towson	W	11-0
Holy Cross	W	5-2
Holy Cross	L	0-7
Holy Cross	W	11-2
at VCU	W	6-3
Yale	W	6-1
Yale	W	18-10
Yale	L	7-19
VMI	W	17-2
Rutgers	W	3-1
Rutgers	W	8-7
Rutgers	W	11-1
Norfolk State	L	4-8
Campbell	L	8-10

2019 (35-21)

Head Coach: Chris Finwood (8th season)

High Point	W	7-0
High Point	L	4-5
High Point	L	5-7
Binghamton	W	2-1
Binghamton	W	12-9
Norfolk State	W	11-0
VMI	W	5-0
Rutgers	W	3-2
Rutgers	W	12-5
Rutgers	W	12-2
at Kansas State	W	5-0
at Kansas State	L	2-6
at Kansas State	W	8-2
William & Mary	W	6-3
Charlotte *	L	8-11
Charlotte *	L	7-8
Charlotte *	W	10-0
Princeton	W	3-1
Princeton	W	15-1
at Southern Miss *	L	0-11
at Southern Miss *	L	4-14
at Southern Miss *	L	0-9
at William & Mary	W	4-2
Rice *	L	1-3
Rice *	L	10-14
Rice *	L	2-11
at Virginia	L	2-4
at UAB *	L	5-6
at UAB *	W	9-5
at UAB *	W	9-5
VCU	W	6-5
at UTSA *	L	3-4
at UTSA *	W	14-13
at UTSA *	W	10-6
at VCU	W	7-5
FIU *	W	8-6
FIU *	L	6-12
FIU *	W	7-2
ECU	L	7-10
at Florida Atlantic *	W	7-2
at Florida Atlantic *	W	12-6
at Florida Atlantic *	L	7-8
Virginia Tech \$	W	3-2
Louisiana Tech *	W	14-6
Louisiana Tech *	L	2-4
Louisiana Tech *	W	7-3
Marshall *	W	6-5
Marshall *	W	6-3
Marshall *	W	9-8
at VMI	W	17-8
at Western Kentucky *	W	15-1
at Western Kentucky *	L	7-8
at Western Kentucky *	W	12-10
Western Kentucky #	L	4-7
UTSA #	L	2-3

* Conference USA game
 \$ played at Harbor Park (Norfolk, Va.)
 # C-USA Tournament (Biloxi, Miss.)

2018 (15-37)

Head Coach: Chris Finwood (7th season)

Saint Louis	W	8-3
Oakland	L	4-5
Iowa	L	1-4
Richmond	W	4-2
Kansas State	L	3-11
Kansas State	L	5-11
Kansas State	W	11-8
#18 ECU	L	3-10
Rutgers	L	6-7
Rutgers	L	6-9
Rutgers	W	4-3
Norfolk State	W	9-1
Quinnipiac	L	6-8
Quinnipiac	L	2-5
Quinnipiac	W	11-0
VMI	W	19-4
Florida Atlantic	L	5-10
Florida Atlantic	L	7-12
Florida Atlantic	W	2-1
FIU	L	4-5
FIU	L	7-8
FIU	W	4-3
William & Mary	L	2-5
Middle Tennessee	L	5-10
Middle Tennessee	L	2-5
Middle Tennessee	W	8-7
at Virginia	L	0-4
at Rice *	L	0-9
at Rice *	L	3-4

at Rice *	L	1-18
at William & Mary	L	3-4
UAB *	L	3-6
UAB *	W	12-0
UAB *	L	5-7
at Virginia Tech	L	5-6
at Charlotte *	L	3-4
at Charlotte *	L	3-5
at Charlotte *	W	7-0
Southern Miss *	L	0-2
Southern Miss *	L	4-9
Southern Miss *	L	2-9
at VMI	L	6-7
at Marshall *	L	6-11
at Marshall *	W	8-2
VCU	W	7-1
UTSA *	L	1-11
UTSA *	W	7-0
UTSA *	L	3-11
at VCU	L	3-9
at LA Tech *	L	3-11
at LA Tech *	L	8-11
at LA Tech *	L	2-3

* Conference USA game

2017 (37-21)

Head Coach: Chris Finwood (6th season)

LIU Brooklyn	W	13-0
LIU Brooklyn	W	16-8
LIU Brooklyn	W	11-7
Delaware @	W	2-1
Kentucky @	L	2-19
Saint Joseph's @	W	7-6
at VCU	W(10)	5-4
Rutgers	L	5-8
Rutgers	W	6-2
Rutgers	W	15-4
James Madison	W	9-8
James Madison	L	3-4
West Virginia	W	8-4
West Virginia	L	1-3
West Virginia	W	7-4
VMI	W	14-2
Rice *	W	6-5
Rice *	W	3-2
Rice *	W	2-0
Princeton	W	14-4
Princeton	W	7-1
at UTSA *	W	9-1
at UTSA *	W	11-5
at UTSA *	L	5-7
at William & Mary	W	11-6
Charlotte *	L	1-3
Charlotte *	W	2-0
Charlotte *	W	3-0
at #18 Virginia	L	5-18
at VMI	L	14-17
at Middle Tennessee *	W	9-8
at Middle Tennessee *	W(12)	5-3
at Middle Tennessee *	L(7)	6-17
William & Mary	W	6-3
LA Tech *	L	3-7
LA Tech *	W	3-2
LA Tech *	L	3-7
at #16 Southern Miss	L	2-10
at #16 Southern Miss	W	13-11
at #16 Southern Miss	W	9-2
Marshall *	W	14-5
Marshall *	W(7)	16-1
Marshall *	L	1-2
at UAB *	W	11-3
at UAB *	L	4-8
at UAB *	W	8-3
at Richmond	L	1-5
VCU	W	4-1
FIU *	W	21-1
FIU *	L	9-10
FIU *	W	11-10
vs. Virginia Tech \$	L	4-8
at Florida Atlantic *	L	1-6
at Florida Atlantic *	W	9-8
at Florida Atlantic *	L	0-3
vs. FIU #	W	3-2
vs. Rice #	L	3-4
vs. Florida Atlantic #	L	2-6

@ ODU Baseball Tournament (Norfolk, Va.)
 * Conference USA game
 \$ played at Harbor Park (Norfolk, Va.)
 # C-USA Tournament (Biloxi, Miss.)

2016 (32-24)

Head Coach: Chris Finwood (5th season)

vs. #10 NC State ^	W	5-0
vs. Kent State ^	W	2-0
vs. Appalachian State ^	W	12-3
Norfolk State	W	5-3
Manhattan @	W(12)	6-5
Virginia Tech @	L	1-22
Delaware @	W	10-4
Liberty	W	7-6
Rutgers	W	4-2
Rutgers	W	7-4
Rutgers	L	2-5
at VCU	W	3-1
at West Virginia	L	3-4
at West Virginia	W(10)	5-4
at West Virginia	L(12)	5-6
Princeton	W	7-6
Princeton	W	10-4
WKU *	W	8-3
WKU *	W	4-2
WKU *	W	12-8
VMI	W	8-2
VMI	W	6-5
at Rice *	L	1-3
at Rice *	L	2-6
at Rice *	L	2-8
at #20 Virginia	W	5-4
#17 Florida Atlantic *	L	7-10
#17 Florida Atlantic *	L	1-3
#17 Florida Atlantic *	L	0-11
William & Mary	W	7-1
at FIU *	W	12-11
at FIU *	W	10-2
at FIU *	W(8)	11-1
UTSA *	W	5-2
UTSA *	L	0-3
UTSA *	L	2-7
at VMI	L	6-8
at LA Tech *	L	4-11
at LA Tech *	W	4-2
at LA Tech *	L	0-12
#20 Virginia \$	L	4-8
UAB *	W	6-3
UAB *	W	7-4
UAB *	L	3-6
at Charlotte *	W	8-6
at Charlotte *	W	8-5
at Charlotte *	L	2-5
at Liberty	L	6-7
Middle Tennessee *	W	6-4
Middle Tennessee *	L	5-10
Middle Tennessee *	W	6-2
at Marshall *	L	3-5
at Marshall *	L	3-4
at Marshall *	W	6-5
vs. Southern Miss #	L	5-17
vs. FIU #	L(11)	1-3

^ Caravelle Tournament (Myrtle Beach, S.C.)
 @ ODU Baseball Tournament (Norfolk, Va.)
 * Conference USA game
 \$ played at Harbor Park (Norfolk, Va.)
 # C-USA Tournament (Hattiesburg, Miss.)

2015 (27-29)

Head Coach: Chris Finwood (4th season)

at Coastal Carolina ^	L	0-4
vs. Maryland ^	L	2-5
vs. Canisius ^	L	6-8
Rutgers	W	3-0
Rutgers	W	3-2
Rutgers	L	9-13
at East Carolina	L	7-9
Penn	W	5-1
Penn	W	5-3
Penn	W	9-8
Bryant	W	9-8
at Virginia	W	14-5
at WKU *	W	3-1
at WKU *	L	3-6
at WKU *	L	5-9
VMI	W	8-5
VMI	W	7-6
Rice *	W	12-4
Rice *	W	9-8
Rice *	L	4-5
at VMI	W	11-3
at Middle Tennessee *	L	2-7
at Middle Tennessee *	L	2-8
at Middle Tennessee *	L	4-5
at Liberty	L	7-9
William & Mary	W	4-0
Charlotte *	L	7-9



YEAR-BY-YEAR HISTORY

Charlotte *	W	7-2
Charlotte *	W	15-1
Liberty	W	5-1
VCU	L	2-10
at UTSA *	L(13)	6-7
at UTSA *	L	2-8
at UTSA *	W	11-2
at William & Mary	L	9-11
East Carolina	L	2-4
Marshall *	L	1-6
Marshall *	L	1-5
Marshall *	W	6-2
Richmond	W	11-5
at Florida Atlantic *	W	15-3
at Florida Atlantic *	L	1-8
at Florida Atlantic *	L	2-8
Virginia \$	W	3-1
FIU *	W	4-2
FIU *	L	1-4
FIU *	W	3-0
LA Tech *	W	7-0
LA Tech *	W	4-2
LA Tech *	W	6-5
vs. VCU @	L	3-9
at UAB *	L	4-7
at UAB *	L	3-6
at UAB *	W	11-0
vs. FAU #	L	4-6
vs. Southern Miss #	L(12)	0-2

^ Coastal Carolina Invitational (Conway, S.C.)
 * Conference USA game
 \$ played at Harbor Park (Norfolk, Va.)
 @ Key Dog Classic (War Memorial Stadium)
 # C-USA Tournament (Hattiesburg, Miss.)

2014 (36-26)

First Season in Conference USA		
NCAA Regional (At-Large)		
Head Coach: Chris Finwood (3rd season)		
at Georgia Tech ^	L	5-6
vs. VCU ^	L	3-6
vs. Radford ^	W(10)	8-7
at Liberty	W	7-4
at VCU	W	6-4
St. John's &	W	3-0
Kentucky &	L	5-7
Saint Joseph's &	W	16-1
Rutgers	L	2-4
Rutgers	W	12-3
Rutgers	W	12-6
at #17 Rice *	L	1-4
at #17 Rice *	L(17)	2-3
at #17 Rice *	W(10)	2-1
VMI	W	5-4
VMI	W	15-5
UAB *	L	2-4
UAB *	L	6-8
UAB *	W	4-1
Liberty	L(16)	0-1
at LA Tech *	W	8-6
at LA Tech *	L(12)	6-9
at LA Tech *	W	7-2
Charlotte *	W	7-2
Charlotte *	W	6-2
Charlotte *	L	4-11
at #1 Virginia	L	1-7
William & Mary	W	20-5
at FIU *	W	2-1
at FIU *	W	4-2
at FIU *	L	0-1
Wofford	L	1-4
Wofford	W	15-2
East Carolina *	W	7-3
East Carolina *	W	9-5
East Carolina *	L(12)	7-12
UTSA *	L	0-5
UTSA *	W	10-1
UTSA *	W	4-2
at East Carolina	W	5-3
at Middle Tennessee *	L	0-1
at Middle Tennessee *	L	8-11
at Middle Tennessee *	W(7)	4-3
#1 Virginia \$	W	8-1
Florida Atlantic *	L	4-9
Florida Atlantic *	L	7-8
Florida Atlantic *	W	12-1
at Marshall *	W	6-3
at Marshall *	W	9-1
at Marshall *	W	8-3
at VMI	L	3-4
Long Island	W	7-3
Long Island	W	5-2
Long Island	L(10)	2-4
vs. Middle Tennessee #	L	2-3

vs. FIU #	W	3-2
vs. Middle Tennessee #	W	2-1
vs. #16 Rice #	W	3-2
vs. #16 Rice #	L	5-7
vs. Maryland +	L	3-4
vs. Campbell +	L(12)	1-4

^ Georgia Tech Tournament (Atlanta, Ga.)
 * Conference USA game
 \$ played at Harbor Park (Norfolk, Va.)
 # C-USA Tournament (Hattiesburg, Miss.)
 + NCAA Tournament (South Carolina Regional)

2013 (30-24)

Last Season in CAA		
Head Coach: Chris Finwood (2nd season)		
Marshall	L	0-3
Marshall	W	10-1
Rutgers	L	0-3
Rutgers	W	4-3
Rutgers	L	7-17
at VMI	W	11-5
Temple	W	9-2
Temple	W	12-4
Temple	W	2-0
at Richmond	L	6-7
Northeastern *	W	11-4
Northeastern *	W	10-8
Northeastern *	L	1-2
at East Carolina	W	5-3
at #15 NC State	L	0-5
at Georgia State *	L	8-13
at Georgia State *	L	10-12
at Georgia State *	L	4-7
Virginia State	W	13-3
Towson *	W	4-3
Towson *	L	1-9
Towson *	W	13-4
Charleston Southern	W	4-3
at UNC Wilmington *	L	0-1
at UNC Wilmington *	L	3-6
at UNC Wilmington *	L	1-8
at Campbell	L	0-8
at James Madison *	W	7-4
at James Madison *	W	6-5
at James Madison *	W	14-2
Richmond	W	7-4
at Hofstra *	L	4-8
at Hofstra *	L	1-5
at Hofstra *	W	14-5
at Liberty	L	2-6
at #7 Virginia	L(10)	9-10
William & Mary *	W	6-5
William & Mary *	W	10-1
William & Mary *	W	1-0
VCU @	L	4-5
Liberty	L	10-17
at Delaware *	L	5-12
at Delaware *	W	7-3
at Delaware *	W	4-3
VMI	W	7-3
George Mason *	W	3-0
George Mason *	L	0-1
George Mason *	W	5-4 (11)
Norfolk State	W	8-3
at Norfolk State	L	2-4
William & Mary @	L	3-4
Longwood	W	9-8
at Wofford	W	13-10
at Wofford	W	8-1

* CAA game
 @ played at War Memorial Stadium

2012 (19-34)

Head Coach: Chris Finwood (1st season)		
Temple	W(10)	5-4
Temple	L(10)	4-5
Temple	W	6-2
East Carolina	L	4-10
Rutgers	L	6-8
Rutgers	L	8-11
Rutgers	L	1-5
Richmond	L	2-8
Marist	L	2-7
Marist	W	6-3
Liberty	L	6-10
Delaware *	L	6-8
Delaware *	L	2-6
Delaware *	W	5-3
VMI	W(10)	13-12
vs. VMI	W	8-3
UMass	W	6-1
UMass	W	3-2
UMass	L	0-8

at Liberty	L	6-12
Hofstra *	L	5-9
Hofstra *	W	13-5
Hofstra *	L	1-11
at VMI	W	2-0
Norfolk State	L	5-7
at UNC Wilmington *	L	4-10
at UNC Wilmington *	L	3-7
at UNC Wilmington *	L(10)	3-4
NC State	L	6-16
at Towson *	L	10-14
at Towson *	W	7-0
at Towson *	L(10)	3-4
at East Carolina	W	3-2
James Madison *	L	8-13
James Madison *	L(10)	6-7
James Madison *	W	6-5
vs. Norfolk State	W	11-8
at George Mason *	W(12)	5-1
at George Mason *	L	1-7
at George Mason *	L	6-16
VCU	W	4-1
VCU	L	6-7
VCU	L	0-3
at William & Mary *	L	2-3
at William & Mary *	W	2-1
at William & Mary *	W	9-4
Longwood	L	7-9
at Northeastern *	L	3-13
at Northeastern *	L	4-6
at Northeastern *	L	1-14
Georgia State *	W	8-1
Georgia State *	L	6-8
Georgia State *	L(12)	4-8

* CAA game

2011 (30-26)

Head Coach: Nate Goulet (1st season)		
Saint Joseph's	W	7-5
Saint Joseph's	W	10-4
Saint Joseph's	L	7-5
Saint Joseph's	L	11-7
at Richmond	W(10)	3-2
Wright State	W	3-2
Wright State	W	10-3
at The Citadel	L	5-2
at The Citadel	L	4-3
Fairfield	W	4-1
Fairfield	L	4-3
Fairfield	W	9-1
Penn State	L(11)	6-1
Penn State	L	10-4
William & Mary *	L	4-3
William & Mary *	W	12-5
William & Mary *	L	4-0
Rutgers	L	7-3
Rutgers	L	14-8
Northeastern *	L	7-4
Northeastern *	W	10-3
Northeastern *	W	8-4
Richmond	L	8-3
at James Madison *	W	5-4
at James Madison *	L	13-2
at James Madison *	W	10-8
at VCU *	W	5-3
at VCU *	L	13-1
at VCU *	W	8-5
at Elon	L	9-4
Norfolk State	W	13-5
Towson *	W	6-3
Towson *	W	3-0
Towson *	L	5-2
at Georgia State *	W	4-1
at Georgia State *	L	8-4
at Georgia State *	W	4-3
at Elon	L	13-0
George Mason *	L	10-8
George Mason *	W	14-0
George Mason *	W	10-3
at Delaware *	W	7-5
at Delaware *	W	6-2
at Delaware *	W	7-4
Elon	L	8-2
UNC Wilmington *	W	10-5
UNC Wilmington *	W	7-5
UNC Wilmington *	L	5-3
at East Carolina	W	7-4
at Hofstra *	L	5-4
at Hofstra *	L	6-5 (10)
at Hofstra *	W	8-4
vs. UNC Wilmington #	L	7-0
vs. Georgia State #	W	7-3
vs. UNC Wilmington #	W	4-3

vs. James Madison #	L	10-1
---------------------	---	------

* CAA game
 # CAA Tournament (Wilmington, N.C.)

2010 (24-30)

Head Coach: Jerry Meyers (6th season)		
Fordham	W	8-2
Fordham	W	7-5
Fordham	W	11-5
at #13 East Carolina	L	11-2
Bucknell	W	9-5
Bucknell	L	13-7
Bucknell	L	13-4
Bucknell	L	7-4
Mt. St. Mary's	W	9-8
Mt. St. Mary's	W	6-5
LaSalle	W	1-0
LaSalle	W	5-4
LaSalle	L	8-6
at Liberty	W	5-3
at Elon	L	10-9
at Stetson	L	6-4
at Stetson	L	10-3
at Stetson	L	9-2
Richmond	W	3-2
Rutgers	W	3-2
Rutgers	W	3-1
Rutgers	L	14-11
Rutgers	L	8-7
at Norfolk State	L	12-5
Georgia State *	L	2-1
Georgia State *	W	6-1
Georgia State *	L	16-10
at Longwood	L	11-4
at NC State	L	7-3
James Madison *	W	6-1
James Madison *	L	7-5
James Madison *	L	4-1
Liberty	L	12-9
at George Mason *	W	1-0
at George Mason *	W	10-9
at George Mason *	L	8-7
Norfolk State	W	20-5
at William & Mary *	L	11-6
at William & Mary *	L	9-5
at William & Mary *	L	7-6
Maryland	L	14-9
Towson *	W	9-1
Towson *	L(12)	6-5
Towson	L	4-3
at Northeastern *	L	8-2
at Northeastern *	W(10)	4-3
at Northeastern *	L	4-1
UMES	W	18-0
Delaware *	W	14-4
Delaware *	W	11-2
Delaware *	L	8-5
at Hofstra *	W	14-10
at Hofstra *	W	15-14
at Hofstra *	W	9-4

* CAA game

2009 (22-27)

Head Coach: Jerry Meyers (5th season)		
vs. Marshall ^	L	2-3
vs. Marshall ^	W	9-5
at Wake Forest ^	L	3-10
vs. Akron ^	W	14-4
at VMI	L(11)	3-4
at Longwood	L	2-8
Saint Joseph's	W	11-10
at #20 East Carolina	L	3-8
Rutgers	L	9-10
Rutgers	L	8-13
Rutgers	L	3-4
at #17 South Carolina	L	3-13
at UNC Greensboro	L	1-4
Fairleigh Dickinson	W	3-1
Maryland	W	10-6
at Maryland	L	3-8
George Mason *	W	6-3
George Mason *	L	2-4
George Mason *	L	4-7
at Delaware *	L	2-9
at Delaware *	W	9-6
at Delaware *	L	2-3
Liberty	W	2-1
#5 North Carolina	L	6-7
at James Madison *	L	3-7
at James Madison *	W	14-10
at James Madison *	W	6-3
Norfolk Tides (Exh.)	L	0-2

YEAR-BY-YEAR HISTORY



at Georgia State *	L	2-3
at Georgia State *	L	13-14
at Georgia State *	W	2-1
at Liberty	W	7-2
at Elon	L	4-5
Hofstra *	W	13-5
Hofstra *	W	9-3
Hofstra *	W	11-2
VMI	W	6-2
at Richmond	L	7-12
William & Mary *	W	8-4
William & Mary *	L	5-6
William & Mary *	W	6-4
at VCU *	W	2-1
at VCU *	W	6-7
at VCU *	W	28-9
Richmond	W	11-4
UNC Wilmington *	L	7-17
UNC Wilmington *	L	2-10
UNC Wilmington *	W	9-6
vs. UNC Wilmington #	L	5-7
vs. #29 George Mason #	L	5-11

^ Wake Forest Tourney (Winston-Salem, N.C.)
 * CAA game
 # CAA Tournament (Wilmington, N.C.)

2008 (25-27)

Head Coach: Jerry Meyers (4th season)		
Rutgers	L	1-7
Rutgers	W	8-5
at #2 North Carolina	W	8-6
at #16 Virginia	L	3-7
Temple	W	12-3
Temple	L	2-5
Temple	W	12-0
East Carolina	L	13-20
at Liberty	W	9-7
Delaware*	W	5-3
Delaware*	W	3-2
Delaware*	W	9-8
at VMI	W	7-6
Norfolk State	W	11-5
at William & Mary *	L	6-7
at William & Mary *	L	12-13
at William & Mary *	L	4-7
Maryland	L	2-5
at Richmond	L	9-14
James Madison *	L	7-8
James Madison *	W	19-10
James Madison *	W	6-2
at Longwood	W	8-3
at Norfolk State	L	5-10
at George Mason *	W	12-4
at George Mason *	L	5-10
at George Mason *	W	3-1
at Norfolk Tides (Exh.)	L	1-4
VMI	L	3-7
VCU *	L	2-8
at #28 East Carolina	L	2-4
at Towson *	L	3-6
at Towson *	L	9-12
at Towson *	W	13-4
Longwood	W	11-1
at Hofstra *	W	11-6
at Hofstra *	L	7-8
at Hofstra *	L	4-6
at Maryland	L	5-6
Liberty	L	3-11
Northeastern *	W	10-0
Northeastern *	W	13-0
Northeastern *	W	7-3
Radford	W	11-3
Georgia State *	W	7-4
Georgia State *	L	4-6
Georgia State *	L	4-5
Richmond	W	4-2
at #26 UNC Wilmington *	L	2-3
at #26 UNC Wilmington *	W	9-3
at #26 UNC Wilmington *	L	3-5
vs. James Madison #	L	1-6
vs. Towson #	L	10-17

* CAA game
 # CAA Tournament (Wilmington, N.C.)

2007 (35-24)

Head Coach: Jerry Meyers (3rd season)		
UMES	W	7-4
UMES	W	16-3
UMES	W	18-2
Delaware State	W	25-2
vs. Virginia Tech ^	L	3-10
at Coastal Carolina ^	L	0-7
vs. Pittsburgh ^	W	10-5

at Longwood	L	4-6
Norfolk State	L	1-2
Rutgers	L	5-9
Rutgers	L	4-8
Rutgers	W	2-0
Radford	W	10-4
Iona	W	11-4
Iona	W	6-0
Iona	W	23-2
Iona	W	16-8
Liberty	L	2-8
at James Madison *	W	8-2
at James Madison *	W	6-3
at James Madison *	L	6-12
Marist	W	14-10
at Richmond	L	5-8
Hofstra *	L	5-6
Hofstra *	W	7-3
Hofstra *	W	11-6
#30 VMI	L	1-3
UNC Wilmington *	W	12-5
UNC Wilmington *	W	4-3
UNC Wilmington *	W	1-0
Richmond	L	2-3
at Northeastern *	W	18-1
at Northeastern *	W	7-6
at Northeastern *	L	7-11
at Norfolk Tides (Exh.)	W	2-1
at VCU *	W	9-3
at VCU *	L	4-5
at VCU *	W	6-4
Maryland	W	4-2
Towson *	L	1-5
Towson *	W	16-3
East Carolina	L	5-9
Delaware *	W	2-1
Delaware *	W	4-0
Delaware *	L	9-12
at George Mason *	L	6-11
at George Mason *	L	0-2
at George Mason *	W	13-6
at Norfolk State	W	3-0
Georgia State *	W	3-2
Georgia State *	L	1-7
Georgia State *	W	3-2
at VMI	W	5-4
at William & Mary *	L	4-11
at William & Mary *	W	9-1
at William & Mary *	L	8-11
vs. Georgia State #	W	5-2
vs. UNC Wilmington #	W	13-3
vs. VCU #	L	4-9
vs. Delaware #	L	0-4

^ Coastal Carolina Tournament (Conway, S.C.)
 * CAA game
 # CAA Tournament (Wilmington, N.C.)

2006 (39-17)

Head Coach: Jerry Meyers (2nd season)		
Iona	W	16-3
Iona	W	9-1
Iona	W	16-2
Norfolk State	W	10-2
at Virginia	W	5-1
Navy	L	6-7
Navy	W	11-4
Navy	W	9-3
Longwood	W	11-0
Rutgers	L	5-9
Rutgers	W	11-9
Rutgers	W	12-3
Longwood	W	6-1
Rhode Island	L	4-11
Rhode Island	W	7-6
Rhode Island	W	7-1
at Radford	W	11-10
George Mason *	W	4-0
George Mason *	W	2-0
George Mason *	W	20-2
Radford	W	12-5
Radford	W	10-4
Georgia State *	W	13-11
Georgia State *	W	4-3
Georgia State *	W	6-2
William & Mary *	W	4-1
William & Mary *	W	10-3
William & Mary *	W	8-6
Maryland	W	4-1
James Madison *	W	5-3
James Madison *	W	8-4
James Madison *	W	3-1
at Norfolk Tides (Exh.)	W	3-1
at Hofstra *	L	7-8

at Hofstra *	W	3-2
at Hofstra *	W	2-0
at Maryland	L	2-7
Northeastern *	W	3-2
Northeastern *	W	3-0
Northeastern *	L	5-7
Norfolk State	W	8-2
at Delaware *	L	2-12
at Delaware *	L	3-8
at Delaware *	W	11-10
VCU *	W	6-0
VCU *	L	5-7
VCU *	W	2-1
Richmond	L	3-8
at UNC Wilmington *	L	0-4
at UNC Wilmington *	W	6-5
at UNC Wilmington *	L	6-8
#6 Virginia	L	10-11
at Towson *	L	3-5
at Towson *	W	9-8
at Towson *	L	7-9
vs. UNC Wilmington #	L	3-7
vs. Georgia State #	L	5-6

* CAA game
 # CAA Tournament (Wilmington, N.C.)

2005 (22-33)

Head Coach: Jerry Meyers (1st season)		
Radford	W	6-2
Radford	W	13-9
Radford	L	5-4
at Liberty	L	7-6
Virginia	W	9-6
at The Citadel	L	6-5
at Richmond	W	5-4
at Coppin State	W	5-4
George Washington	L	6-3
at Virginia	L	8-0
UMBC	W	5-1
UMBC	W	17-4
UMBC	W	5-4
Norfolk State	W	10-7
Rutgers	L	11-2
Rutgers	W	13-8
Rutgers	W	12-5
at Longwood	W	9-2
Fordham	L	12-8
Fordham	L	14-8
Liberty	L	6-4
Richmond	W	16-4
Princeton	W	18-2
Princeton	L	7-6
Princeton	L	18-1
Clemson	L	1-0
Clemson	W	3-2
George Mason *	L	7-6
George Mason *	L	6-1
George Mason *	L	6-1
Longwood	W	7-5
at William & Mary *	L	3-1
at William & Mary *	W	6-3
at Norfolk Tides (Exh.)	L	5-0
James Madison *	W	8-2
James Madison *	L	7-1
at Towson *	W	6-5
Navy	W	16-9
at Towson *	L	1-0
at George Washington	L	6-4
Delaware *	L	4-2
Delaware *	L	5-3
Delaware *	L	16-4
at VCU *	W	8-4
at VCU *	L	12-11
VMI	W	9-2
at Hofstra *	L	17-14
at Hofstra *	L	9-8
at Hofstra *	L	8-7 (12)
UNC Wilmington *	L	16-8
UNC Wilmington *	L	8-6
UNC Wilmington *	L	12-2

* CAA game

2004 (26-28)

Head Coach: Tony Guzzo (10th season)		
vs. #16 South Carolina ^	W	2-1
Navy	W	7-0
Navy	L	2-4
Navy	W	8-6
vs. West Virginia ^	L	4-7
vs. Richmond ^	L	0-9
at The Citadel ^	W	8-6
George Washington	W	6-5
Rutgers	L	1-2

Rutgers	L	4-10
Rutgers	W	8-4
at George Washington	L	6-8
Norfolk State	W	13-2
Princeton	L	8-14
Princeton	L	1-6
Princeton	L	5-9
Kent State	W	7-5
Kent State	L	5-14
Kent State	W	9-7
#19 Virginia	W	5-4
VMI	W	4-2
Liberty	L	4-8
Towson *	W	12-3
Towson *	L	3-13
Towson *	W	7-3
at #22 NC State	L	1-10
at George Mason *	L	3-4
at George Mason *	L	4-7
at George Mason *	L	2-10
#22 NC State	L	0-8
VCU *	W	3-0
VCU *	L	0-2
VCU *	L	1-5
at Duke	L	0-4
at Delaware *	L	3-5
at Delaware *	W	14-2
at Delaware *	L	4-5
Duke	L	3-5
at Richmond	W	7-0
William & Mary *	L	7-14
William & Mary *	W	2-0
William & Mary *	W	9-3
at James Madison *	W	3-2
at James Madison *	W	8-4
at James Madison *	W	7-6
at Liberty	W	12-2
at Radford	W	7-6
Hofstra *	W	11-2
Hofstra *	W	16-7
Hofstra *	W	6-1
at UNC Wilmington *	W	3-2
at UNC Wilmington *	L	2-5
at UNC Wilmington *	L	1-8
vs. UNC Wilmington #	L	4-6
vs. George Mason #	L	5-11

^ The Citadel Tournament (Charleston, S.C.)
 * CAA game
 # CAA Tournament (Wilmington, N.C.)

2003 (16-33)

Head Coach: Tony Guzzo (9th season)		
vs. Vanderbilt ^	W	2-0
vs. #14 South Carolina ^	L	3-10
vs. Tennessee ^	L	4-5
Rutgers	W	5-1
Rutgers	W	5-2
at Duke	W	10-8
Marist	L	1-8
Marist	L	3-9
#14 Richmond	W	4-3
at #18 Clemson	L	0-2
at #18 Clemson	L	1-5
at #18 Clemson	L	2-18
at Charlotte	L	2-10
at Charlotte	L	1-8
vs. Princeton %	L	4-12
at #8 NC State %	L	1-3
vs. Oklahoma State %	W	2-1
Brown	W	8-0
Brown	W	9-2
Brown	L	8-11
Brown	W	10-3
at Liberty	L	2-8
George Mason *	L	4-5
George Mason *	L	8-2
Norfolk Tides (Exh.)	L	4-1
at Norfolk State	L	6-8
at VCU *	L	2-3
at VCU *	L	3-7
at VCU *	L	1-6
UNC Wilmington *	W	6-2
UNC Wilmington *	W	5-4
UNC Wilmington *	L	1-5
at Virginia	L	3-8
#8 NC State	L	5-9
William & Mary *	L	0-7
William & Mary *	L	1-2
William & Mary *	L	1-5
Liberty	W	6-5
at Drexel *	W	7-3
at Drexel *	L	0-5



YEAR-BY-YEAR HISTORY

at Drexel *	L	9-11
at #14 Richmond	L	3-8
Norfolk State	W	13-2
at William & Mary	W	4-2
Towson *	L	2-3
Towson *	W	6-1
Towson *	L	1-6
Duke	W	7-5
at James Madison *	L	4-10
at James Madison *	L	1-4
at James Madison *	L	5-9

^ The Citadel Tournament (Charleston, S.C.)
% NC State Tournament (Durham, N.C.)
* CAA game

2002 (26-27)

Head Coach: Tony Guzzo (8th season)		
at Duke	L	2-7
Navy	W	5-4
Navy	W	5-3
Navy	W	7-0
William & Mary	L	0-15
vs. Virginia ^	L	4-12
vs. West Virginia ^	L	1-7
vs. Virginia Tech ^	W	2-1
#25 Rutgers	L	4-7
#25 Rutgers	L	3-7
#25 Rutgers	L	2-3
North Carolina	L	3-23
Princeton	W	5-0
Princeton	L	3-10
Princeton	W	9-2
Princeton	W	13-4
at #18 East Carolina	W	9-6
VMI	W	8-7
Virginia	W	4-2
UConn	L	5-13
Columbia	W	4-1
#18 East Carolina	L	5-9
NC State	W	5-4
at George Mason *	L	1-5
at George Mason *	L	2-11
at #22 Richmond	W	7-4
at Norfolk Tides (Exh.)	T	0-0
VCU *	L	0-1
VCU *	W	11-7
VCU *	L	5-6
Richmond	W	13-9
at Radford	W	7-3
at UNC Wilmington *	L	1-3
at UNC Wilmington *	L	0-9
at UNC Wilmington *	L	2-14
Liberty	W	29-14
at William & Mary *	L	0-4
at William & Mary *	L	0-2
at William & Mary *	W	4-3
Radford	L	3-5
at NC State	L	4-6
Drexel *	W	6-1
Drexel *	W	11-7
Drexel *	W	9-8
at Norfolk State	W	8-2
Norfolk State	W	2-0
at Towson *	L	4-5
at Towson *	L	8-9
at Towson *	W	10-6
at Liberty	L	6-11
Duke	L	5-6
#22 James Madison *	W	2-0
#22 James Madison *	L	0-5
#22 James Madison *	W	3-2

^ The Citadel Tournament (Charleston, S.C.)
* CAA game

2001 (19-37)

Head Coach: Tony Guzzo (7th season)		
vs. #26 Tennessee ^	L	4-10
at The Citadel ^	L	2-6
vs. #10 South Carolina ^	L	3-16
Rutgers	L	3-5
Rutgers	L	2-6
Rutgers	L(10)	3-5
West Virginia @	L	5-7
Evansville @	L	0-5
Appalachian State @	W	8-3
at Virginia Tech	L	2-5
at Virginia Tech	L	5-6
LeMoyne	W	4-2
LeMoyne	L	2-4
LeMoyne	W	6-2
at Duke	L	2-3
Charlotte	W	9-5
Charlotte	W	19-9

Pace	L	2-4
Duke	W	9-7
at Richmond *	L	2-6
at Richmond *	W	15-5
#10 Clemson	L	1-11
#10 Clemson	W	10-8
at George Mason *	W	16-8
at George Mason *	W	5-4
at George Mason *	L	4-5
at Radford	W	10-1
at #24 Wake Forest	L	8-13
James Madison *	L	3-9
James Madison *	W	3-1
James Madison *	L	3-4
at Norfolk Tides (Exh.)	L	0-5
Norfolk State	W	15-3
at UNC Wilmington *	L	2-4
at UNC Wilmington *	L	1-5
at UNC Wilmington *	L	3-9
at William & Mary	W	6-5
NC State	W	7-1
VCU *	L	5-13
VCU *	L	3-6
VCU *	W	6-4
at NC State	L	1-9
#14 East Carolina *	L	4-11
#14 East Carolina *	L	3-13
#14 East Carolina *	L	1-13
vs. VCU &	L	2-8
at Norfolk State	W	7-2
Liberty	L	3-13
at Liberty	L	4-5
Radford	L	7-12
Radford	W	9-1
William & Mary *	L	5-9
William & Mary *	L	2-7
William & Mary *	L	3-12
vs. James Madison #	L	2-15
vs. UNC Wilmington #	L	5-9

^ The Citadel Tournament (Charleston, S.C.)
@ UNCW Classic (Wilmington, N.C.)
* CAA game
& played in Manteo, N.C.
CAA Tournament (Manteo, N.C.)

2000 (33-24)

CAA Regular Season Champions		
NCAA Regional (At-Large)		
Head Coach: Tony Guzzo (6th season)		
vs. #21 South Carolina ^	L	1-3
vs. Maryland ^	W	12-5
vs. NC State ^	L	2-11
Howard	W	12-0
at Virginia	T	14-14
at #11 Clemson	L	0-5
at #11 Clemson	L	1-3
at #11 Clemson	L	2-10
#29 Rutgers	L	1-2
#29 Rutgers	L	1-9
#29 Rutgers	L	11-17
LeMoyne	L	4-5
LeMoyne	W	9-0
LeMoyne	W	20-7
at Norfolk State	W	31-1
at Liberty	W	8-5
Princeton	L	3-8
Princeton	W	16-10
Princeton	W	10-1
Virginia Tech	W	3-2
Virginia Tech	W	15-3
Richmond *	L	1-3
Richmond *	W	8-5
Richmond *	W	8-3
George Mason *	L	5-9
George Mason *	W	8-7
George Mason *	W	11-10
at Radford	W	11-10
Liberty	W	5-4
at James Madison *	L	10-11
at James Madison *	W	10-4
at James Madison *	L	7-14
at Norfolk Tides (Exh.)	L	1-7
Charlotte	W	13-4
Charlotte	L	7-8
UNC Wilmington *	L	7-8
UNC Wilmington *	W	13-4
UNC Wilmington *	L	10-15
at NC State	W	9-8
at VCU *	W	9-8
at VCU *	W	2-1
at VCU *	W	3-1
NC State	W	12-2
at #21 East Carolina *	W	9-4
at #21 East Carolina *	W	15-3

at #21 East Carolina *	W	4-0
vs. VCU &	L	4-6
Norfolk State	W	7-3
at Duke	L	6-7
Radford	W	5-2
Radford	W	11-10
#14 Wake Forest	L	5-14
at William & Mary *	L	3-5
at William & Mary *	W	4-3
at William & Mary *	W	15-6
vs. William & Mary #	W	16-11
vs. VCU #	L	5-6
vs. William & Mary #	L	5-9
vs. Illinois +	L	1-3
vs. Middle Tenn. St. +	L	5-6

^ The Citadel Tournament (Charleston, S.C.)
* CAA game
& played in Manteo, N.C.
CAA Tournament
+ NCAA Tournament (Clemson Regional)

1999 (38-17)

Head Coach: Tony Guzzo (5th season)		
vs. #16 South Carolina ^	W	2-1
vs. Kentucky ^	W	6-3
vs. #28 Tennessee ^	L	9-15
at Duke	L	5-7
Virginia	W	1-0
Rutgers	W	11-3
Rutgers	W	4-1
Rutgers	W	8-3
St. Francis (N.Y.)	W	7-4
St. Francis (N.Y.)	W	6-0
St. Francis (N.Y.)	W	10-1
Delaware State	W	14-3
Norfolk State	W	12-5
Cleveland State	W	13-5
Cleveland State	W	7-1
Cleveland State	W	6-2
at Virginia Tech	L	6-8
at Richmond *	W	2-0
at Richmond *	L	6-10
at William & Mary	W	7-3
UMBC	W	17-4
at George Mason *	W	5-4
at George Mason *	L	9-12
at George Mason *	W	18-6
at #23 NC State	W	8-4
at Liberty	W	24-10
James Madison *	L	2-8
James Madison *	W	7-5
James Madison *	W	19-9
at Norfolk Tides (Exh.)	W	7-3
at Charlotte	W	10-0
at UNC Wilmington *	L	0-2
at UNC Wilmington *	L	4-8
at UNC Wilmington *	L	5-6
Liberty	W	4-2
#24 NC State	W	7-5
VCU *	L	7-11
VCU *	L	6-7
VCU *	L	8-9
at Norfolk State	W	13-5
at Radford	W	6-5 (10)
#23 East Carolina *	L	4-14
#23 East Carolina *	L	2-9
#23 East Carolina *	W	5-2
at #22 VCU	W	20-11
Appalachian State	W	13-0
Appalachian State	W	10-3
Radford	W	14-8
Radford	W	6-1
at #15 Wake Forest	L	10-17
William & Mary *	W	3-0
vs. George Mason #	W	9-8
vs. Richmond #	W	7-6
vs. East Carolina #	L	3-4
vs. George Mason #	W	10-3
vs. East Carolina #	L	13-21

^ The Citadel Tournament (Charleston, S.C.)
* CAA game
CAA Tournament (Kinston, N.C.)

1998 (28-29)

Head Coach: Tony Guzzo (4th season)		
vs. #14 Tennessee ^	L	6-7
vs. #8 South Carolina ^	W	15-10
vs. Richmond ^	L	4-10
at #16 Clemson	L	4-5
at #16 Clemson	L	10-11
at #16 Clemson	L	7-12
Virginia Tech	L	11-16
at #13 Duke	L	4-7

Rutgers	W(10)	10-9
Rutgers	W	9-5
Rutgers	L	11-13
at NC State	L	7-8
UMBC	W	11-2
Radford	W	23-6
Radford	W	13-4
at UMBC	L	12-13
at James Madison *	W	18-15
at James Madison *	W	19-2
at James Madison *	L	7-13
Hartford	W	8-3
Hartford	W	23-9
UNC Wilmington *	W	12-3
UNC Wilmington *	W	12-1
UNC Wilmington *	W	17-1
at Virginia Tech	L	4-5
at Virginia	W	7-6
at VCU *	L	0-11
at VCU *	W(10)	5-4
at VCU *	L	1-3
#22 NC State	W	13-7
at East Carolina *	L	1-2
at East Carolina *	L	5-6
at East Carolina *	L	1-3
at Radford	L	7-12
Liberty	W	6-1
Richmond *	L	2-7
Richmond *	L	4-5
Richmond *	L	0-9
at Charlotte	W	5-2
at Charlotte	L	6-12
at William & Mary *	L	3-6
William & Mary *	L(8)	4-5
at William & Mary *	W	10-5
William & Mary *	W	5-4
George Mason *	W	4-3
George Mason *	L	5-6
George Mason *	W	13-12
at Liberty	L	6-7
Campbell	W	16-10
Norfolk State	W	21-5
Wake Forest	L	4-10
vs. East Carolina #	L	2-6
vs. William & Mary #	W	10-5
vs. James Madison #	W	6-1
vs. George Mason #	W	1-0
vs. #29 VCU #	W	7-6
vs. Richmond #	L	1-12

^ The Citadel Tournament (Charleston, S.C.)
CAA game
CAA Tournament (Kinston, N.C.)

1997 (34-20)

Head Coach: Tony Guzzo (3rd season)		
vs. Western Carolina ^	W	16-10
at The Citadel ^	L	3-7
vs. Appalachian State ^	W	15-3
St. Joseph's	W	16-4
St. Joseph's	W	25-0
St. Joseph's	W	4-2
vs. West Virginia @	W	2-6
vs. Rider @	W	9-3
vs. Villanova @	W	21-2
Rutgers	W	6-3
Rutgers	L	9-21
Rutgers	L	17-21
at Western Carolina	W	10-8 (12)
at Western Carolina	L	10-11
George Washington	W	7-2
George Washington	L	7-9
George Washington	W	13-4
at VMI	W	13-5
at VMI	W	19-7
James Madison *	L	3-5
James Madison *	W	1-0
James Madison *	W	6-5
at Campbell	W	9-1
at UNC Wilmington *	W	12-7
at UNC Wilmington *	L	3-8
at UNC Wilmington *	W	7-2
Charlotte	W	10-9 (11)
Charlotte	L	0-4
Virginia	W	9-5
VCU *	L	8-13
VCU *	L	2-4
VCU *	W	9-5
at VCU	L	1-9
at Towson State	L	1-8
East Carolina *	L	5-7
East Carolina *	W	4-3
East Carolina *	W	3-2
Towson State	W	5-4

YEAR-BY-YEAR HISTORY



at Richmond *	L	6-7 (11)
at Richmond *	W	5-4
at Duke	W	2-0
Liberty	W	9-4
William & Mary *	W	9-8 (10)
William & Mary *	W	9-1
William & Mary *	W	21-2
at Liberty	L	3-14
at George Mason *	W	8-6
at George Mason *	L	1-2
at George Mason *	L	2-3
Western Carolina	W	11-7
Western Carolina	L	3-6
Western Carolina	W	8-7
vs. Richmond #	L	5-8
vs. William & Mary #	L	5-8

^ The Citadel Tournament (Charleston, S.C.)
 @ UNCW Tournament (Wilmington, N.C.)
 * CAA game
 # CAA Tournament (Kinston, N.C.)

1996 (39-17)

CAA Tournament Champions		
NCAA Regional (Automatic)		
Head Coach: Tony Guzzo (2nd season)		
vs. VMI ^	W	13-7
at The Citadel ^	W	8-5
vs. Western Carolina ^	W	9-4
St. Joseph's	W	8-7
St. Joseph's	W	5-0
at Virginia	L	2-3
vs. Tennessee @	L	8-11
vs. UNC Asheville @	W	6-2
vs. Kentucky @	L	8-12
at Duke	L	4-10
George Washington	W	12-2
George Washington	W	6-2
George Washington	W	4-3
Towson State	W	4-3
vs. Northern Iowa &	W	8-1
vs. Michigan &	W	6-3
at Texas A&M &	L	3-5
vs. Northern Iowa &	W	9-3
at Texas A&M &	W	6-3
vs. Michigan &	W	12-1
at William & Mary *	L	5-7
at William & Mary *	W	5-4
at William & Mary *	W	11-5
UMBC	W	18-10
Richmond *	W	11-10 (12)
Richmond *	W	5-1
Richmond *	L	4-6
VCU *	W	6-4
VCU *	W	3-2
VCU *	W	5-4 (10)
at VCU	W	11-6
at Virginia Tech	L	2-5
at UNC Wilmington *	W	14-11
at UNC Wilmington *	L	4-9
Liberty	W	6-5
Virginia Tech	W	8-5
James Madison *	W	13-2
James Madison *	W	7-5
James Madison *	L	1-16
at Liberty	W	13-4
George Mason *	L	1-6
George Mason *	W	8-3
George Mason *	L	0-9
at East Carolina *	L	4-5
at East Carolina *	W	6-4
at East Carolina *	W	15-9
vs. East Carolina	W	14-5
Radford	W	6-3
Radford	L	1-5
vs. Villanova \$	L	3-5
vs. William & Mary #	W	6-5
vs. East Carolina #	W	9-7
vs. UNC Wilmington #	W	4-2
vs. James Madison #	W	4-3
vs. Georgia Southern +	L	0-6
vs. Clemson +	L	1-5

^ The Citadel Tournament (Charleston, S.C.)
 @ UNCW Tournament (Wilmington, N.C.)
 & Texas A&M Classic (College Station, Texas)
 * CAA game
 \$ CAA/Big East Challenge
 # CAA Tournament (Kinston, N.C.)
 + NCAA Tournament (Clemson Regional)

1995 (39-20)

CAA Tournament Champions		
NCAA Regional (Automatic)		
Head Coach: Tony Guzzo (1st season)		
at Coastal Carolina	W	8-2

at Coastal Carolina	L	10-14
at Coastal Carolina	W	10-3
Saint Joseph's	W	3-0
Saint Joseph's	W	4-1
Virginia	W	18-0
Penn State	W	6-3
Penn State	W	11-4
Penn State	W	7-4
at NC State	L	1-6
at Clemson	L	5-10
at Clemson	L	6-12
at Clemson	L	1-7
at Furman	W	15-1
Massachusetts	W	14-2
Massachusetts	W	12-5
Massachusetts	W	11-7
at Western Carolina	W	27-3
at Western Carolina	W	15-6
East Carolina *	W	5-1
East Carolina *	L	1-2
East Carolina *	W	7-1
Clemson	L	7-9
Clemson	L	2-4
William & Mary *	W	17-4
William & Mary *	W	4-0
William & Mary *	W	8-3
at Virginia	W	13-2
UNC Wilmington *	L(11)	3-5
UNC Wilmington *	L(8)	3-5
UNC Wilmington *	W	8-1
at VCU	L	5-6
VCU	W	13-3
at Richmond *	L	7-9
at Richmond *	W	7-6
at Richmond *	L	17-18
NC State	W	14-9
Liberty	W(10)	8-7
George Washington	W	13-1
George Washington	W	4-3
Towson State	W	7-0
at Liberty	W	5-0
at James Madison *	L	5-7
at James Madison *	W	11-2
at James Madison *	L	4-7
at Duke	W	4-2
at George Mason *	L	5-7
at George Mason *	L	6-9
at George Mason *	W	14-2
Western Carolina	W	7-5
vs. George Mason #	L	6-11
vs. UNC Wilmington #	W	5-2
vs. Richmond #	W	11-0
vs. James Madison #	W	8-5
vs. Richmond #	W	15-7
vs. Mississippi +	W	5-3
vs. UCF +	W	7-6
at Florida State +	L	2-7
vs. Mississippi +	L	4-5

* CAA game
 # CAA Tournament (Kinston, N.C.)
 + NCAA Tournament (Florida State Regional)

1994 (40-14)

CAA Tournament Champions		
NCAA Regional (Automatic)		
Head Coach: Pat McMahon (5th season)		
Saint Joseph's	W	9-4
Saint Joseph's	W	10-0
New York Tech	W	6-1
Penn State	L	6-7
Penn State	W	8-2
New York Tech	W	4-1
at Duke	W	7-4
Temple	W	10-3
Hofstra	W	10-4
Duquesne	W	23-2
Duquesne	W	13-3
Duquesne	W	11-6
James Madison *	W	4-0
James Madison *	L	5-6
James Madison *	W(11)	4-3
VMI	W	17-5
at UMES	W	12-0
George Mason *	W	10-6
George Mason *	W	3-1
George Mason *	W	10-3
Cornell	W	12-0
Virginia	W	12-8
at East Carolina *	W	6-4
at East Carolina *	W	3-0
at East Carolina *	L	5-8
C.W. Post	W	11-3
C.W. Post	W	13-2

at William & Mary *	W	3-2
at William & Mary *	W	6-2
at William & Mary *	W	7-3
at Virginia Tech	W	7-6
at Virginia Tech	L	5-6
Richmond *	W	5-4
Richmond *	L	4-7
Richmond *	W	16-8
Liberty	L	3-6
at UNC Wilmington *	W(11)	2-1
at UNC Wilmington *	W	19-2
at UNC Wilmington *	L	3-4
at Liberty	W(11)	14-11
at Fresno State	L	4-5
at Fresno State	L	3-4
at Fresno State	L(15)	3-4
at C.W. Post	W	26-1
at New York Tech	W	6-1
at St. John's	W	8-7
at St. John's	L	0-6
vs. East Carolina #	W	15-4
vs. Richmond #	W(10)	1-0
vs. James Madison #	L	1-2
vs. James Madison #	W	5-2
Notre Dame +	W	9-5
Auburn +	L(10)	8-11
at Clemson +	L	1-6

* CAA game
 # CAA Tournament (Norfolk, Va.)
 + NCAA Tournament (Clemson Regional)

1993 (31-11)

Head Coach: Pat McMahon (4th season)		
Coppin State	W	21-3
Coppin State	W	14-0
Coppin State	W	28-3
at Campbell	W	7-2
Penn State	W	6-1
Penn State	W	5-1
Virginia Tech	L	12-13
Mary Washington	W	11-5
vs. Xavier ^	W	10-0
at Stetson ^	W	11-1
vs. UNC Greensboro ^	L	3-7
vs. Xavier ^	W	10-4
UNC Greensboro ^	L	0-3
New Hampshire	W	1-0
New Hampshire	W	2-1
Saint Joseph's (Me.)	W	18-4
Saint Joseph's (Me.)	W	8-0
Towson State	W	20-3
Towson State	W	6-5
at Virginia	W	6-2
at Virginia	W	6-3
East Carolina *	L	3-6
East Carolina *	W	3-1
East Carolina *	W	9-6
at VMI	W	6-3
C.W. Post	W	11-3
William & Mary *	W	9-0
William & Mary *	W	9-4
William & Mary *	W	3-0
Campbell	W	14-8
UMBC	L	3-7
at Richmond *	L	7-9
at Richmond *	W	6-4
at Richmond *	W	4-1
UNC Wilmington *	W	6-3
UNC Wilmington *	L	3-10
UNC Wilmington *	W	12-2
at Maryland	L	1-6
VCU	W	5-4
at VCU	L	3-5
James Madison #	L(10)	8-13
Richmond #	L(11)	2-3

^ Stetson Invitational (DeLand, Fla.)
 * CAA game
 # CAA Tournament (Wilmington, N.C.)

1992 (39-19)

First season in CAA		
Head Coach: Pat McMahon (3rd season)		
Coppin State	W	12-0
Coppin State	W	10-0
Coppin State	W	15-1
Maryland	W	10-3
Penn State	L	3-4
Penn State	W	8-7
North Carolina	W	3-1
Virginia	W	3-0
UMBC	L	5-9
UMBC	W	7-2
UMBC	L	6-8

VMI	W	12-3
VMI	W	15-0
C.W. Post	W	18-4
at Davidson	W	8-2
at UNC Wilmington *	L	2-7
at UNC Wilmington *	L	1-3
at UNC Wilmington *	W	3-1
Saint Joseph's (Me.)	W	24-0
Seton Hall	W	10-0
Saint Joseph's (Me.)	W	15-0
Northeastern	W	12-0
Northeastern	L(11)	2-4
at Liberty	L	4-10
Albany	W	12-1
James Madison *	L	2-4
James Madison *	W	10-3
James Madison *	W	4-1
at VCU	L	1-8
George Mason *	L	0-2
George Mason *	L	1-2
George Mason *	W	10-8
Liberty	W	2-0
Virginia State	W	12-2
at East Carolina *	L	7-8
at East Carolina *	W	14-3
at East Carolina *	L	1-6
Virginia Tech	L	7-10
Virginia Wesleyan	W	4-0
at William & Mary *	W	9-4
at William & Mary *	W	11-5
at William & Mary *	W	4-0
at UMBC	L	6-11
at Radford	W	10-5
Radford	W	13-5
UNC Greensboro	W	3-1
UNC Greensboro	W	7-0
at Virginia	L	1-4
VCU	L	1-5
UMES	W	9-1
UMES	W	6-1
Richmond *	W	3-1
Richmond *	W	3-2
Richmond *	W	3-2
vs. UNC Wilmington #	L	3-6
vs. William & Mary #	W	9-0
vs. James Madison #	W	13-4
vs. UNC Wilmington #	L	4-5

* CAA game
 # CAA Tournament (Greenville, N.C.)

1991 (39-23)

Last season in Sun Belt		
Head Coach: Pat McMahon (2nd season)		
at James Madison	L	0-3
at James Madison	W	8-5
Radford	W	27-13
Virginia Wesleyan	L	5-6
at UNC Wilmington	L	5-7
at UNC Wilmington	W	2-1
Virginia	W	5-2
at Richmond	W	3-1
St. Bonaventure	W	7-2
St. Bonaventure	W	18-2
St. Bonaventure	L	4-5
at UNC Greensboro	W	8-3
at NC State	L	0-5
New York Tech	L	0-5
New York Tech	W	3-1
New York Tech	W	13-12
at North Carolina	L	3-10
at Maryland	L	7-10
VCU *	W	6-4 (10)
VCU *	W	8-4
VCU *	L	14-17
Albany	W	21-2
Saint Joseph's (Me.)	W	10-1
Saint Joseph's (Me.)	W	11-3
Saint Joseph's (Me.)	W	12-2
at UMES	W	21-1
at Charlotte *	W	15-6
at Charlotte *	W	8-7
at Charlotte *	L	7-8
Mary Washington	W	11-1
William & Mary	W	6-1
Rider	W	7-4
Charlotte *	W	4-2
Charlotte *	W	5-4
Charlotte *	W	10-8
at Liberty	L	3-4
at Virginia Tech	W	6-5
Jacksonville *	W	20-2
Jacksonville *	L	1-7
Jacksonville *	W	3-2



YEAR-BY-YEAR HISTORY

Virginia Wesleyan	W	10-8
George Mason	L	6-15
at Jacksonville *	L	5-10
at Jacksonville *	L	3-5
at Jacksonville *	L	3-10
UMES	W	11-1
at East Carolina	W	2-0
at VCU *	L	1-2
at VCU *	W	4-2
at VCU *	L	4-6
at Virginia	W	9-6
at George Mason	L	1-7
Liberty	L	1-13
Richmond	W	3-1
Virginia Tech	W	9-4
UNC Wilmington	W	9-3
UNC Wilmington	L	4-7
vs. UAB #	L	0-13
vs. VCU #	W	5-1
vs. Western Kentucky #	W	9-6
vs. Jacksonville #	W	6-1
vs. UAB #	L	2-3

* Sun Belt game
Sun Belt Tournament (Jacksonville, Fla.)

1990 (40-19)

NCAA Regional (At-Large)		
Head Coach: Pat McMahon (1st season)		
at UNC Wilmington	W	3-2
at UNC Wilmington	W	2-1
at UNC Wilmington	W(11)	9-7
George Mason	W(10)	8-7
Virginia	W	7-5
Lafayette	W	4-0
Lafayette	W	4-1
at Clemson	L	3-5
at Clemson	L	5-6
at Clemson	L	1-8
at Georgia	L	6-13
at Georgia	L	9-16
Saint Joseph's (Me.)	W	11-3
Norfolk State	W(11)	10-9
Townson State	W	5-3
Seton Hall	W	6-3
Seton Hall	W	3-2
Seton Hall	W	9-2
Central Connecticut State	W	9-2
at Virginia	W	8-6
at George Washington	W	18-6
at VCU *	W	10-4
at VCU *	L	2-3
at Richmond	W	10-7
James Madison	W	6-2
at Jacksonville *	L(8)	3-4
at Jacksonville *	W	2-1
UNC Wilmington	L	9-10
Virginia Wesleyan	W	9-5
Charlotte *	W	4-2
Charlotte *	W	5-4
Charlotte *	W	7-3
at James Madison	L	4-8
at Liberty	W	5-1
Jacksonville *	W	5-4
Jacksonville *	W	6-2
Jacksonville *	L	0-7
Virginia Tech	W	4-3
Liberty	L	5-6
George Washington	W	5-1
George Washington	W	2-0
at Virginia Tech	W	13-3
at George Mason	W	7-3
at George Mason	L	1-5
VCU *	W	14-5
VCU *	W	3-1
VCU *	W	3-1
George Mason	W	12-1
at Charlotte *	L	3-6
at Charlotte *	W	4-3
at Charlotte *	L	2-3
UAB #	W	9-7
at South Alabama #	W	8-2
USF #	L	0-3
Jacksonville #	W	11-6
USF #	L	11-16
vs. Cal State Fullerton +	L	3-16
at Texas +	L	0-10

* Sun Belt game
Sun Belt Tournament (Mobile, Ala.)
NCAA Tournament (Texas Regional)

1989 (26-26)

Head Coach: Mark Newman (9th season)		
at UNC Wilmington	L	5-6
at UNC Wilmington	L	5-7
at UNC Wilmington	L	6-9
James Madison	W	7-5
at Georgia	L	3-7
at Georgia	W	4-3
at Clemson	W(10)	3-1
at Clemson	L	3-6
at Clemson	L	2-3
Rhode Island	W	17-0
VMI	W	9-4
William & Mary	W	13-2
at VCU *	L(15)	5-6
at VCU *	W	7-6
at VCU *	L	0-4
Niagara	W	6-2
Niagara	W	4-0
Niagara	W	4-2
at Jacksonville *	L	4-8
at Jacksonville *	L	0-1
at Jacksonville *	W	5-3
UNC Wilmington	W	8-0
Bucknell	W	7-0
at Virginia	L	8-9
Virginia Tech	L	1-7
New York Tech	W	13-3
New York Tech	L	9-11
New York Tech	W(10)	6-5
at Liberty	W	7-6
at Charlotte *	W	3-1
at Charlotte *	L	0-1
at James Madison	W	7-5
Virginia Wesleyan	W	12-3
Jacksonville *	L	1-3
Jacksonville *	W	3-2
East Carolina	W	7-5
at George Mason	L	7-11
George Mason	W	8-7
Charlotte *	W	9-1
Charlotte *	L	3-7
Charlotte *	L	2-6
Virginia	L	4-10
Liberty	W(11)	9-8
VCU *	L	3-10
VCU *	L	1-3
George Mason	W	11-6
at Richmond	L	0-8
William & Mary	W	11-1
at Virginia Tech	L(10)	19-20
at Oklahoma	L	1-11
at Oklahoma	L	0-8
at Oklahoma	L	1-6

* Sun Belt game

1988 (24-31-1)

Head Coach: Mark Newman (8th season)		
at UNC Wilmington	W(11)	2-1
at UNC Wilmington	L	5-6
at UNC Wilmington	W	11-1
George Mason	W	10-3
Maryland	W	10-5
Maryland	L	1-5
Maryland	W	3-1
at Georgia	L(10)	4-5
at Georgia	L	4-11
at Clemson	L	2-15
at Clemson	L	1-7
at Clemson	L	2-10
Richmond	W	8-2
Penn State	W	3-2
Penn State	L	0-1
Longwood	W	7-2
at Charlotte *	L	3-8
at Charlotte *	L	6-7
at Charlotte *	L	2-3
at George Mason	L	6-10
at Jacksonville *	L	2-4
at Jacksonville *	L	2-3
at Jacksonville *	L	7-12
UNC Wilmington	L	1-6
at Richmond	L	3-8
at George Washington	L	8-9
at VCU *	L	1-2
at VCU *	L	0-3
at VCU *	L	5-9
vs. Florida State ^	L(11)	5-6
vs. Alabama ^	L	4-10
Charlotte *	L	0-1
Charlotte *	L	0-5
Charlotte *	L	0-4

at Virginia	T	3-3
at Liberty	W	4-1
Jacksonville *	W	2-1
Jacksonville *	L	1-5
Jacksonville *	W	3-1
James Madison	W	8-5
William & Mary	W	6-5
Liberty	L	2-3
George Washington	W	5-4
George Washington	W	3-2
George Washington	W	3-2
at James Madison	L(10)	5-6
VCU *	W	3-2
VCU *	W	3-1
VCU *	W	2-1
New Orleans @	W	1-0
Virginia Tech @	L	2-4
New York Tech @	W	9-0
Richmond	W	7-5
Richmond	W	5-4
William & Mary	W	7-1
at Virginia Tech	L	8-18
Tidewater Tides (Exh.)	W	5-4

* Sun Belt game
^ USA Diamond Classic (Mobile, Ala.)
@ Hampton Roads Classic (Norfolk, Va.)

1987 (34-18)

Sun Belt East Regular Season Champions		
Head Coach: Mark Newman (7th season)		
at UNC Wilmington	W	5-0
at UNC Wilmington	L	5-6
George Mason	W	6-4
George Washington	W	5-2
George Washington	W	11-8
at Clemson	L	8-9
at Clemson	L	1-4
at South Carolina	L	2-6
at South Carolina	W	13-5
at Augusta	W	17-9
at Georgia	L	6-7
at Georgia	L	3-4
Saint Augustine's	W	16-0
Virginia Wesleyan	W	14-2
Pace	L	3-4
at Charlotte *	W	5-4
at Charlotte *	L	2-4
at Charlotte *	W	5-2
at Richmond	W	15-11
at George Washington	W	9-4
William & Mary	W	14-1
at Jacksonville *	W	8-1
at Jacksonville *	L	1-4
UNC Wilmington	W	8-2
UNC Wilmington	W	11-5
at Virginia	L	3-4
at George Mason	L	8-12
at VCU *	L	1-4
at VCU *	W	4-0
Liberty	W	15-3
at East Carolina	W	10-6
at Richmond	W	14-6
Jacksonville *	W	11-3
Jacksonville *	W	8-1
Jacksonville *	W	6-5
William & Mary	W	9-2
New York Tech	W	8-7
Charlotte *	W	1-0
Charlotte *	W	2-1
Charlotte *	W	8-3
Virginia	W	5-1
Howard	W	12-1
at Liberty	W	5-0
at Virginia Tech	L	4-14
Virginia Tech	L	2-3
VCU *	L	4-8
VCU *	W	4-3
VCU *	L	9-10
Richmond	W	15-4
Richmond	W	4-3
vs. WKU #	L	4-8
vs. Jacksonville #	L(10)	10-11

* Sun Belt game
Sun Belt Tournament (Norfolk, Va.)

1986 (43-16)

Head Coach: Mark Newman (6th season)		
at UNC Wilmington	W(10)	5-4
at UNC Wilmington	L	4-6
at UNC Wilmington	W	14-5
George Washington	W(8)	1-0
George Washington	W	7-1
George Mason	W	16-3

at Clemson	L	4-5
at Auburn	L	5-7
at South Carolina	W	4-3
at Georgia Southern	W	12-7
at Georgia Tech	W	11-10
at Clemson	W	2-1
at Georgia	W	4-1
Charlotte *	W	22-11
Charlotte *	L	5-8
Charlotte *	W	6-4
UNC Wilmington	W	10-2
Westfield State	W	13-2
Westfield State	W	9-0
Delaware State	W	3-0
Delaware State	W	15-3
Norfolk State	W	14-0
at Richmond	W	17-4
Southern Maine	W	13-8
at VCU *	W	3-0
at VCU *	W	7-5
at VCU *	W	9-5
Howard	W	4-3
at Virginia	W	6-2
at George Mason	L	4-10
VCU *	W	7-2
VCU *	W	4-3
VCU *	W	5-2
William & Mary	W	6-3
William & Mary	W	14-3
Norfolk State	W	4-3
at Jacksonville *	W	5-4
at Jacksonville *	L	7-17
at Jacksonville *	L	2-13
Virginia Wesleyan	W	15-3
Tidewater Tides (Exh.)	L	5-7
at Charlotte *	L	0-5
at Charlotte *	L	4-9
at Charlotte *	W	8-4
at Richmond	L	5-9
Virginia	W	11-2
Saint Augustine's	W	4-2
at Virginia Tech	L	11-14
Virginia Tech	L	7-9
VMI	W	15-7
Jacksonville *	L	6-7
Jacksonville *	L	2-6
Jacksonville *	W	9-0
Richmond	W	5-0
Richmond	W	11-7
vs. UAB #	W	6-5
vs. WKU #	L	0-5
vs. VCU #	W	9-5
vs. WKU #	W	17-3
vs. Jacksonville #	L(10)	4-9

* Sun Belt game
Sun Belt Tournament (Tampa, Fla.)

1985 (50-11)

Sun Belt Tournament Champions		
NCAA Regional (Automatic)		
Head Coach: Mark Newman (5th season)		
at UNC Wilmington	W	8-3
at UNC Wilmington	L(8)	2-3
at UNC Wilmington	L	4-7
Delaware State	W	6-2
Delaware State	W	11-2
Delaware State	W	13-0
Delaware State	W	13-6
at Clemson	W	6-4
at Clemson	L	2-8
at South Carolina	L	9-16
at USC Aiken	W	13-10
at Newberry	W	7-2
at Coastal Carolina	W	15-9
at Coastal Carolina	W	9-3
at Charlotte *	W	5-2
at Charlotte *	L(8)	5-6
at Charlotte *	L	4-10
Saint John's	W	6-5
Saint John's	W	5-3
Southern Connecticut St.	W	18-6
Southern Connecticut St.	W	9-4
Central Connecticut St.	W	34-4
New York Tech	W	20-2
at William & Mary	W	17-5
George Mason	W	35-9
at VCU *	W	9-1
at VCU *	W	6-1
at VCU *	W	9-7
at Richmond	W	13-10
UNC Wilmington	W	9-5
UNC Wilmington	W	8-1
Saint Joseph's (Me.)	W	8-0

YEAR-BY-YEAR HISTORY



Charlotte *	W	13-1
Charlotte *	W	19-3
Charlotte *	W	6-4
at Virginia	L(10)	4-5
Jacksonville *	L	1-8
Jacksonville *	W	5-2
Jacksonville *	W	5-2
Richmond	W	2-1
William & Mary	W	6-2
Norfolk State	W	10-3
at Jacksonville *	W	12-2
at Jacksonville *	L	3-4
at Jacksonville *	W	6-5
Virginia	W	3-1
at Liberty	W	5-4
at Liberty	W	8-6
VCU *	W	3-1
VCU *	W	11-3
VCU *	W	11-4
Norfolk State	W	6-1
Howard	W(5)	10-0
at James Madison	W	23-3
at James Madison	W	2-1
Tidewater Tides (Exh.)	L	4-14
USF #	W	10-8
Jacksonville #	W	7-3
WKU #	W(11)	11-10
Virginia Wesleyan	W	5-3
Western Carolina +	L	3-5
Rider +	L	2-3

* Sun Belt game

Sun Belt Tournament (Norfolk, Va.)
+ NCAA Tournament (South Carolina Regional)

1984 (31-20)

Head Coach: Mark Newman (4th season)		
at UNC Wilmington	L	4-5
at UNC Wilmington	W	12-2
at UNC Wilmington	W	9-4
at Clemson	W	6-3
at Clemson	L	3-6
at South Carolina	L	4-16
at Augusta	W	12-5
at Georgia	W	13-8
at Georgia Tech	L	8-14
at Jacksonville *	L	4-5
at Jacksonville *	L	1-4
at Jacksonville *	L	2-3
at Charlotte *	L	2-3
at Charlotte *	L	4-6
at Charlotte *	W	1-0
New York Tech	L	0-2
New York Tech	W	8-4
New York Tech	W	2-1
Ohio	L	4-5
VCU *	W	1-0
VCU *	W	6-5
at Norfolk State	L	6-7
Saint Francis (NY)	W	18-5
Buffalo	W	17-0
VCU *	W	11-2
Norfolk State	W	13-1
Howard	W	7-5
UNC Wilmington	W	13-4
UNC Wilmington	W	17-8
UNC Wilmington	L	10-13
Charlotte *	L	0-2
Charlotte *	W	3-2
Charlotte *	L	5-7
Tidewater Tides (Exh.)	L	0-3
Jacksonville *	W	3-1
Jacksonville *	W	4-3
Jacksonville *	W	7-0
VMI	W	13-2
at VCU *	W	6-3
at VCU *	W	12-6
William & Mary	W	17-7
Virginia Tech	L	5-8
Liberty Baptist	W	7-0
Liberty Baptist	W	5-0
Virginia Wesleyan	W	20-8
James Madison	W	17-10
James Madison	L	4-5
Richmond	W	2-1
Richmond	L	1-4
vs. South Alabama #	W	3-2
vs. Charlotte #	L	4-12
vs. South Alabama #	L	1-6

* Sun Belt game

Sun Belt Tournament (Mobile, Ala.)

1983 (41-11)

First season in Sun Belt		
Sun Belt East Champions		
Head Coach: Mark Newman (3rd season)		
at UNC Wilmington	W	7-1
at UNC Wilmington	W	10-9
at Clemson	W	4-2
vs. Purdue !	W	4-0
vs. Purdue !	W	4-3
at Florida Southern	W	11-9
vs. Purdue !	W	16-11
at Jacksonville *	L	5-11
at Jacksonville *	W	30-15
at Jacksonville *	L	5-11
at William & Mary	L	0-3
Millersville	W	7-2
Bridgewater	W	8-1
Virginia Wesleyan	W	14-1
at Norfolk State	W	13-3
at VCU *	W	12-0
at VCU *	W	10-6
Liberty Baptist	W	6-5
Liberty Baptist	W	10-1
Charlotte *	W	7-4
Charlotte *	W	11-2
Charlotte *	W	10-5
at East Carolina	W	13-2
VCU *	W	13-7
VCU *	W	12-2
UNC Wilmington	W	2-0
UNC Wilmington	W	8-0
UNC Wilmington	L	3-4
at Liberty Baptist	W	9-2
at Liberty Baptist	W	7-3
Virginia Tech	W	4-2
Virginia Tech	L	5-12
at William & Mary	W	11-1
George Washington	W	9-5
at Charlotte *	W	7-4
at Charlotte *	W	7-6
Virginia	W	5-2
Virginia	W	5-0
Virginia Wesleyan	W	19-6
Jacksonville *	W	12-4
Jacksonville *	W	14-6
Jacksonville *	L	15-17
at James Madison	W	15-2
at James Madison	L	2-4
at James Madison	L	0-7
Tidewater Tides (Exh.)	L	0-4
Richmond	L	5-6
Norfolk State	W	6-5
Salisbury State	W	9-1
UAB #	W	7-2
South Alabama #	W	7-3
South Alabama #	L	10-15
South Alabama #	L	14-15

! played in Lakeland, Fla.

* Sun Belt game

Sun Belt Tournament (Norfolk, Va.)

1982 (38-14-2)

Last season in ECAC South		
NCAA Regional (At-Large)		
Head Coach: Mark Newman (2nd season)		
George Washington	W	4-0
at South Carolina	L	6-7
vs. Eastern Michigan !	T	5-5
at Florida Southern	L	9-10
vs. Purdue !	W	12-4
at Stetson	W	17-3
at Florida Southern	W	4-2
vs. Purdue !	W	5-2
vs. North Carolina !	W	16-5
Shippensburg	W	4-0
Shippensburg	L	4-5
at East Carolina	W	4-1
Buffalo	W	10-2
Buffalo	W	10-3
James Madison	W	4-3
James Madison	L	9-16
James Madison	T	7-7
at VCU	W	10-2
Richmond	W	9-4
at Norfolk State	W	13-4
at Salisbury State	W	19-9
Liberty Baptist	W	2-0
Liberty Baptist	W	11-5
at VMI	W	6-5
at VMI	W	13-5
at Virginia Tech	L	5-6
at Virginia Tech	L	8-9
at Richmond	W	6-3

UNC Wilmington	L	8-22
UNC Wilmington	W	5-4
UNC Wilmington	L	6-7
Southern Vermont	W	25-1
Southern Vermont	W	19-0
at Georgetown	W	6-4
William & Mary	W	18-4
William & Mary	W	14-3
at North Carolina	W	9-1
VCU	W	10-9
at George Washington	W	9-3
at Virginia Wesleyan	W	16-4
Catholic	W	7-0
Catholic	W	8-4
East Carolina	L	5-7
at Towson State	W	5-2
at Towson State	L	1-5
Tidewater Tides (Exh.)	L	1-3
Norfolk State	W	8-1
George Mason	W	14-2
George Mason	W	12-3
vs. Catholic #	L	1-3
vs. James Madison #	W	5-4
vs. Catholic #	L	6-7
vs. East Carolina +	W	2-1
vs. West Virginia +	L	6-7
vs. The Citadel +	L	1-15

! played in Lakeland, Fla.

ECAC South Tournament (Harrisonburg, Va.)
+ NCAA Tournament (South Carolina Regional)

1981 (34-20)

First season in ECAC South		
Head Coach: Mark Newman (1st season)		
at UNC Wilmington	L	2-3
at UNC Wilmington	L	2-8
at Virginia Wesleyan	W	21-9
at Furman	W	4-1
vs. Eastern Michigan !	W	8-2
at Stetson	L	6-7
at Rollins	W	7-4
vs. Purdue !	L	1-7
vs. Purdue !	W	1-0
at Florida Southern	L	8-15
at Florida Southern	L	5-6
vs. Purdue !	W	4-1
at South Carolina	L	7-18
at NC State	W	5-2
at NC State	W	12-7
Norfolk State	W	9-7
VCU	W	17-10
Eastern Connecticut State	W	7-1
Shippensburg	W	17-5
at Richmond	W	13-3
at Virginia Tech	L	5-9
at Virginia Tech	L	0-8
at James Madison	L	3-9
at James Madison	W	5-2
at James Madison	L	4-5
VCU	W	9-1
at George Mason	W	10-7
at George Mason	W	3-2
at William & Mary	L	3-5
at William & Mary	W	6-5
at VCU	L	4-7
Virginia Wesleyan	W	14-1
Richmond	L	4-6
Norfolk State	W	16-3
Virginia Tech	W	20-8
Virginia Tech	L	2-4
UNC Wilmington	W	14-4
UNC Wilmington	W	12-11
at Towson State	W	19-3
vs. Virginia Wesleyan ^	W	4-1
vs. Norfolk State ^	L	5-6
vs. Norfolk State ^	W	8-1
vs. Virginia Wesleyan ^	W	7-2
George Mason	W	5-3
George Mason	W	9-3
at VMI	W	27-4
at VMI	W	18-0
Tidewater Tides (Exh.)	L	2-6
at Virginia	L	3-4
at Virginia	L	0-2
Maryland	W	6-2
vs. Villanova #	W	7-4
vs. James Madison #	W	4-3
vs. James Madison #	L	2-4
vs. James Madison #	L	7-8

! played in Lakeland, Fla.

^ Tidewater Invitational Tournament (Met Park)
ECAC South Tournament (Harrisonburg, Va.)

1980 (20-22)

Virginia State Champions		
Head Coach: Bud Metheny (31st season)		
vs. Missouri !	L	2-9
vs. Michigan !	L	3-8
vs. Michigan !	L	4-7
at Florida Southern	L	3-9
at Florida Southern	L	0-4
vs. Michigan !	W	8-0
vs. Western Michigan !	L	1-7
vs. Michigan !	L	2-4
at The Citadel	L	0-5
at The Citadel	W	2-1
at NC State	L	2-5
at NC State	W	6-2
Dartmouth	W	5-2
Dartmouth	W	10-0
William & Mary	W	13-9
William & Mary	L	2-3
VCU	L	1-2
VCU	L	2-3
at William & Mary	W	7-3
at William & Mary	W	12-1
Virginia	L	5-7
James Madison	L	3-6
Richmond	L	1-3
Richmond	L	0-1
George Mason	W	6-0
Virginia Tech	L	3-6
Virginia Tech	W	10-6
Saint John's	L	2-3
Saint John's	W	4-3
Saint John's	W	7-6
Saint John's	L	7-14
at VCU	W	6-4
at VCU	W	2-1
VMI	W	15-3
at Virginia Tech	L	0-6
at Virginia Tech	L	3-9
Tidewater Tides (Exh.)	L	0-5
at Richmond	W	5-3
vs. VCU ^	W	10-0
vs. Virginia Wesleyan ^	W	4-0
vs. VCU ^	L	1-7
vs. VCU ^	W	4-0
at Virginia #	W	5-2

! played in Lakeland, Fla.

^ Tidewater Invitational Tournament (Met Park)
Virginia State Championship

1979 (16-30)

Head Coach: Bud Metheny (30th season)		
at Georgia	L	1-2
at Georgia Southern	L	1-5
at Georgia Southern	L	0-5
at Stetson	L	0-5
at Stetson	L	1-7
at Florida	L	1-13
at Florida Southern	L	3-9
at Florida Southern	L	4-7
vs. Michigan !	L	2-3
vs. Michigan !	W	8-6
at South Carolina	L	4-6
William & Mary	L	3-7
William & Mary	L	0-5
Dartmouth	W	18-14
Dartmouth	W	4-3
Shippensburg	W	6-5
Shippensburg	L	8-10
East Connecticut	L	5-12
East Connecticut	L	9-13
Richmond	L	1-11
Richmond	L	2-7
Dartmouth	W	2-1
Dartmouth	W	4-2
at VCU	W	1-0
at VCU	L	2-6
VCU	L	5-6
VCU	W	10-3
at William & Mary	L	1-2
at James Madison	W	4-0
at James Madison	W	10-3
at Virginia Tech	L	3-6
at VMI	W	9-5
at VMI	W	19-1
Siena	L	3-6
Siena	W	2-0
Saint John's	L	6-7
Saint John's	L	3-9
Virginia Wesleyan	L	2-3
William & Mary ^	W	3-2
Norfolk State ^	W	5-3
Virginia Wesleyan ^	W	11-5



YEAR-BY-YEAR HISTORY

Virginia Wesleyan ^	L	1-2
at Richmond	L	0-9
at Richmond	L	4-5
Virginia	L	4-6
Virginia	L	5-10

! played in Lakeland, Fla.

^ Tidewater Invitational Tournament (Met Park)

1978 (20-17)

Head Coach: Bud Metheny (28th season)

at The Citadel	L(12)	1-2
at Stetson	W	7-5
at Stetson	L	4-15
at Florida Southern	L	0-2
at Florida Southern	L	1-5
at Rollins	L	1-2
at Rollins	W	6-3
at RC State	W	7-6
at NC State	W	4-3
East Connecticut	W	4-3
East Connecticut	W	14-8
at VCU	W	FF
at VCU	W	FF
at North Carolina	L	3-6
Dartmouth	W	3-2
VMI	W	7-0
VMI	W	10-2
Dartmouth	L	1-15
Richmond	W	12-3
Richmond	L	1-2
Saint John's	W	1-0
Saint John's	W	6-3
East Carolina	W	4-3
at William & Mary	L	7-8
at Virginia	L	4-12
James Madison	L(10)	5-6
James Madison	L	0-8
VCU	W(8)	7-6
VCU	W	9-6
at VMI	W	13-9
at Virginia Tech	L	7-12
at Virginia Tech	L	0-6
Virginia Tech	L	4-15
Virginia Tech	L	0-1
William & Mary	W	7-2
William & Mary	L	1-4

1977 (14-20)

First season of DI Old Dominion Baseball

Head Coach: Bud Metheny (27th season)

at Wake Forest	L	2-19
at South Carolina	L	3-8
at Georgia	W	6-5
at Georgia	L	0-8
at Georgia Tech	L	0-10
at East Carolina	L	2-15
at VCU	W	11-6
at VCU	W	11-2
at North Carolina	L	1-11
Dartmouth	W	4-3
Dartmouth	W	4-2
Dartmouth	W	3-0
Dartmouth	L	4-11
at William & Mary	L	4-5
at William & Mary	W	9-2
Hampden-Sydney	W	4-1
at Richmond	L	0-7
at Richmond	L	4-7
Richmond	W	6-5
Richmond	W	6-5
Elon	W	10-9
Virginia	L	0-16
Western Carolina	L	7-13
at Virginia Tech	L	0-4
at Virginia Tech	L	1-5
at James Madison	L	0-6
at James Madison	L	2-15
at VMI	L	6-7
Virginia Tech	L	0-7