

# 2012-2013 MONARCH BASKETBALL



## OLD DOMINION UNIVERSITY (1-7)

## VS VCU RAMS

## (5-3)

DECEMBER 7, 2012

### MONARCH PROBABLE STARTERS

- F 11 DeShawn Painter, 6-9, Sr. Norfolk, VA, 8.3 ppg/ 7.4 rpg.
- F 1 Nick Wright, 6-8, R-Sr., Suffolk, VA. 7.8 ppg/ 5.0 rpg.
- G 2 Aaron Bacote, 6-5, Fr., Hampton, VA. 6.3 ppg/ 1.9 rpg.
- G 25 Donte Hill, 6-4, Jr, Virginia Beach, VA., 9.3 ppg/ 5.0 rpg
- G 3 Keenan Palmore, 6-1, Fr., Stone mountain, GA. 9.0 ppg/5.3 rpg

### OFF THE BENCH

- F 23 Richard Ross, 6-7, R-So. Wichita Falls, TX. 5.5 ppg/ 5.0 rpg
- G 4 Dimitri Batten, 6-3, R-So. Newport News, VA./ 9.5 ppg/ 3.1 rpg
- G 15 Deion Clark, 6-3, Fr. Naples, FL. 4.4 ppg/ 1.4 rpg
- F 40 Anton Larsen, 7-0, R-Jr., Copenhagen, Denmark 2.6 ppg/2.0 rpg.
- F 21 Stuart McEwen, 6-9, Fr., Sydney, Australia 0.0/0.0

### GENERAL INFORMATION

LOCATION: Norfolk, Va. 23529  
 NICKNAME: Monarchs  
 FOUNDED: 1930 (as the Norfolk Division of The College of William & Mary)  
 ENROLLMENT: 24,753  
 SCHOOL COLORS: Slate Blue (PMS 540), Silver (PMS 877), & Light Blue (PMS 283)  
 HOME COURT: Ted Constant Convocation Center (8,472)  
 SURFACE: Wood  
 CONFERENCE: Colonial Athletic Association  
 PRESIDENT: John Broderick (Northeastern)  
 ATHLETIC DIRECTOR: Dr. Wood Selig (Washington & Lee)  
 OFFICE PHONE: 757-683-3369  
 SR. WOMEN'S ADMINISTRATOR: Deb Polca  
 ATHLETIC DEPARTMENT PHONE: 757-683-3375  
 TICKET OFFICE PHONE: 757 -683-4444  
 ATHLETIC TRAINER: Jason Mitchell  
 OFFICIAL WEBSITE: www.odusports.com

### MONARCH 2012-13 SCHEDULE

Thu.	Nov. 1	Mount Olive (exh.)	7:00	W, 102-65
Mon.	Nov. 5	Virginia State (exh.)	7:00	W, 95-51
Fri.	Nov. 9	Holy Cross %	7:15	L, 45-46
Sat.	Nov. 10	Morgan State %	7:15	W, 72-61
Sun.	Nov. 11	Texas-San Antonio%	2:00	L, 70-79
Sat.	Nov. 17	at Cleveland State	2:00	L, 67-55
Wed.	Nov. 21	VMI	7:00	L, 76-71
Sat.	Nov. 24	at Murray State	8:00	L, 79-72
Sat.	Dec. 1	at W&M *	7:00	L, 71-62
Tue.	Dec. 4	Richmond	7:00	L, 80-53
Fri.	Dec. 7	VCU	9:00	
Fri.	Dec. 14	Central Florida	7:00	
Tue.	Dec. 18	at College of Charleston	7:30	
Sat.	Dec. 22	Virginia#	5:30	
Sat.	Dec. 29	Fairfield	7:00	
Wed.	Jan. 2	James Madison*	7:00	
Sat.	Jan. 5	Delaware*	12 noon	
Thu.	Jan. 10	at George Mason*	7:00	
Wed.	Jan. 16	at UNCW*	7:00	
Sat.	Jan. 19	Georgia State*	7:00	
Sat.	Jan. 26	at James Madison*	4:00	
Wed.	Jan. 30	Towson*	7:00	
Sat.	Feb. 2	at Georgia State*	2:00	
Mon.	Feb. 4	George Mason*	7:00	
Thur.	Feb. 7	at Drexel*	7:00	
Sat.	Feb. 9	Northeastern*	4:00	
Mon.	Feb. 11	at Delaware*	7:00	
Sat.	Feb. 16	William & Mary*	12 noon	
Wed.	Feb. 20	UNCW*	7:00	
Sun.	Feb. 24	at Hofstra*	7:00	
Thu.	Feb. 28	Drexel*	7:00	
Sat.	Mar. 2	at Northeastern *	12 noon	

\*CAA Games

#Governor's Invitational in the Richmond Coliseum

%Liberty Tax Classic at ODU's Ted Constant Center

Note: Dates and times are subject to change

### ODU ON TV / RADIO

Radio: ESPN94.1 –  
(Ted Alexander, Billy Mann and Rick Kiefner)

TV: NBCSN  
(Todd Harris & Ron Thompson)



## CAA CHAMPIONS 1992, 95, 97, 05, 10, 11

**11 NCAA APPEARANCES**  
**8 STRAIGHT NATIONAL POST SEASON APPEARANCES**  
**2009 CIT CHAMPIONS**  
**2006 NIT SEMIFINALS**



# 2012-2013 MONARCH BASKETBALL

## OLD DOMINION UNIVERSITY

### SERIES VS. VCU

VCU leads the series, 45-42. Last year, the Rams defeated ODU, 61-48 in Richmond and 68-64 here in the Constant Center. The previous season, ODU beat VCU in two of three meetings, including at VCU and in the CAA Championship game.

### COMPARE AND CONTRAST

	ODU	VCU
Scoring:	62.5	73.6
OPP Scoring:	69.9	60.6
FG PCT	.395	.445
FG DEF	.464	.436
3PT PCT	.256	.341
FT PCT:	.662	.651
REB AVG:	39.8	36.5
REB MRG:	+7.4	+4.1
ASST AVG:	12.4	14.3
TO AVG:	15.1	12.8
STLS:	7.4	11.6
BLKS:	3.8	2.3

NOTE: All nine Monarchs who have played thus far have started at least two games with Donte Hill being the only Monarch who has started all eight games this season.

### LAST GAME

ODU's Nick Wright scored 16 points, but Richmond defeated the Monarchs, 80-53 Tuesday night. UR was led by Cedrick Lindsay with 19 points. The win was the first ever for the Spiders in the Constant Center and their first win against ODU in Norfolk since beating the Monarchs, 77-73 in double overtime in 2000-01 at Scope. Joining Lindsay in double figures were Greg Robbins and Darien Brothers with 14 points each. Richmond shot .574 (31-54) for the game while the Monarchs shot .317 (19-60). The Spiders led throughout the contest. DeShawn Painter hauled down a game high 10 rebounds for ODU.

### OTHER VCU-ODU NOTABLES

The ODU-VCU series at the Constant Center has attracted 8,400 or more sold out nine straight years. The two teams have met in the CAA finals twice (2005 and 2011)

### BUD LIGHT BLAINE TAYLOR COACH'S SHOW

ESPN 94.1 FM will also be the home for the Bud Light Blaine Taylor coach's show will be aired weekly, beginning Nov. 8. Coach Taylor's show will air live from Buffalo Wild Wings on Monticello Avenue in Norfolk from 6-7 p.m. on most Tuesdays, Check [www.odusports.com](http://www.odusports.com) for all the show times, as days vary throughout the season due to the basketball game schedules.

### BLAINE TAYLOR

#### ODU'S ALL-TIME WINNINGEST

Blaine Taylor became ODU's all-time winningest coach with the 49-34 win over Northeastern on Jan. 5, 2011. He then joined the 200 win club at ODU with a 69-65 win against George Mason, on Jan. 8, 2011 in the Constant Center.

Blaine Taylor	(2001-)	237-124	(11 yrs)
Bud Metheny	(1948-65)	198-163	(17 yrs)
Paul Webb	(1975-85)	196-99	(10 yrs)
Sonny Allen	(1965-75)	181-94	(10 yrs)

### BLAINE TAYLOR

#### YEAR-BY-YEAR AS A HEAD COACH

1991-92	Montana	27-4 (NCAA)
1992-93	Montana	17-11
1993-94	Montana	19-9
1994-95	Montana	21-9 (NIT)
1995-96	Montana	20-8
1996-97	Montana	21-11 (NCAA)
1997-98	Montana	16-14
2001-02	ODU	13-16
2002-03	ODU	12-15
2003-04	ODU	17-12
2004-05	ODU	28-6 (NCAA)
2005-06	ODU	24-10 (NIT Semifinals)
2006-07	ODU	24-9 (NCAA at large)
2007-08	ODU	18-16
2008-09	ODU	25-10
2009-10	ODU	27-9
2010-11	ODU	27-7
2011-12	ODU	22-14
2012-13	ODU	1-7
		238-130 at ODU (12th yr)
		141-66 at Montana (7 yrs)
		<b>TOTAL: 379-196 (.651)</b>

#### 1<sup>st</sup> Collegiate Win

Nov. 15, 1991 87-58 vs. Simon Fraser

#### 100<sup>th</sup> Collegiate Win

Feb. 10, 1996, 77-46 vs. Northern Arizona

#### 200<sup>th</sup> Collegiate Win

Jan. 19, 2005, 67-66 at Hofstra

#### 300<sup>th</sup> Collegiate Win

March 19, 2009, 67-59 win over The Citadel (CIT)

#### 100<sup>th</sup> Win at ODU

Dec. 2, 2006, 70-57 vs. JMU

#### 200<sup>th</sup> Win at ODU

Jan. 8, 2011, 69-65 vs. George Mason

### ODU 20-PLUS WIN SEASONS UNDER TAYLOR

2011-12	22-14	CIT (Quarter Final)
2010-11	27-7	NCAA (Second Round)
2009-10	27-9	NCAA (Second Round)
2008-09	25-10	CIT Champions
2006-07	24-9	NCAA (at-large bid)
2005-06	24-10	NIT Semi-Finals
2004-05	28-6	NCAA

### MONARCHS CAPTAINS

Senior Forward Nick Wright and Junior Guard Donte Hill are co-captains for the 2012-13 season.



# 2012-2013 MONARCH BASKETBALL

## OLD DOMINION UNIVERSITY

### CAREER HIGHS

#### AARON BACOTE

Points: 15 vs. UTSA (11-11-12)  
FGM: 5 vs. UTSA (11-11-12)  
3PTFGM: 2 vs. Morgan State (11-10-12 & UTSA (11-11-12)  
FTM: 3 vs. UTSA (11-11-12)  
REBS: 6 vs. UTSA (11-11-12)  
AST: 4 vs. Morgan State (11-10-12)  
MINS: 33 vs. Holy Cross (11-9-12)

#### DIMITRI BATTEN

Points: 21 vs. VMI (11-21-12)  
FGM: 7 vs. ECU (11-29-11) & VMI (11-21-12)  
FGA: 14 vs. ECU (11-29-11) & VMI (11-21-12)  
3PT FGM: 4 vs. VMI (11-21-12)  
3PT FGA: 8 vs. LIU (11-14-11)  
REBS: 9 vs. ECU (11-29-11)  
AST: 5 vs. Fairfield (12-9-11)  
STLS: 5 at Northeastern (12-3-11)  
MINS: 31 vs. LIU (11-14-11)

#### DEION CLARK

Points: 12 vs. Murray State (11-24-12)  
FGM: 5 vs. Murray State (11-24-12)  
FGA: 8 vs. VMI (11-21-12)  
3PT FGM: 2 vs. Murray State (11-24-12)  
FTM: 2 at Cleveland State (11-17-12)  
FTA: 2 at Cleveland State (11-17-12)  
Assts: 2 vs. Morgan State (11-10-12) & VMI (11-21-12)  
MINS: 23 vs. VMI (11-21-12)

#### ANTON LARSEN

Points: 9 vs. UMES (12-9-10) & LIU (11-14-11)  
FGM: 4 vs. LIU (11-14-11)  
FGA: 5 vs. LIU (11-14-11)  
3PT FGM: 2, vs. UMES (12-9-10)  
FTM: 1 vs. UMES (12-9-10)  
FTA: 2 vs. UMES (12-9-10)  
REBS: 4 vs. UMES (12-9-10) & LIU (11-14-11)  
AST: 1 vs. LIU (11-14-11)  
BLKS: 1 vs. LIU (11-14-11)  
STLS: 1 vs. LIU (11-14-11)  
MINS: 18 vs. Howard (11-16-11)

#### STUART MCEWEN

Points: Has not played  
FGM:  
FGA:  
3PT M:  
FTM:  
FTA:  
REBS:  
AST:  
STLS:  
MINS:

#### DESHAWN PAINTER

Points: 19 vs. Morehead State (11-13-11)  
FGM: 6 VS. Morehead St (11-13-11) & Murray State (11-24-12)  
FGA: 13 vs. Indiana (11-30-11)  
FTM: 8 at Miami (1-22-12)  
FTA: 10 at Miami (1-22-12)  
REBS: 12 vs. Morehead State (11-13-11) & Wake Forest (1-14-12)  
AST: 2 vs. three teams  
STLS: 2 vs. Murray State (11-24-12)  
MINS: 33 at Miami (1-22-12)

#### KEENAN PALMORE

Points: 17 vs. at W&M (12-1-12)  
FGM: 6 at W&M (12-1-12)  
FGA: 10 at W&M (12-1-12)  
FTM: 6 vs. Morgan State (11-10-12)  
FTA: 8 vs. Morgan State (11-10-12)  
REBS: 9 vs. Holy Cross (11-9-12)  
AST: 5, vs. UTSA (11-11-12) & W&M (12-1-12)  
STLS: 4 vs. Morgan State (11-10-12)  
MINS: 34 vs. Morgan State (11-10-12)

#### DONTE HILL

Points: 16 vs. Murray State (11-24-12)  
FGM: 6 vs. Murray State (11-24-12)  
FGA: 16 vs. Murray State (11-24-12)  
FTM: 6 vs. VMI (12-22-11)  
FTA: 8 vs. VMI (12-22-11)  
REBS: 9 vs. VMI (12-22-11)  
STLS: 5 at VCU (1-21-12)  
AST: 6 vs. UNCW (2-14-12) BLKS: 1, vs. Liberty (11-18-09)  
MINS: 36 at JMU (1-2-12)

#### RICHARD ROSS

Points: 19 vs. Coastal Carolina (3-13-12)  
FGM: 8 vs. Coastal Carolina (3-13-12)  
FGA: 10 at Delaware (1-11-12)  
FTM: 1 vs. VMI (12-22-11)  
FTA: 3 vs. VMI (12-22-11)  
REBS: 8 at Richmond (12-20-11), JMU (1-2-12) & UNCW (2-14-12)  
STLS: 5 vs. Towson (1-7-12)  
AST: 4 vs. UNCW (1-25-12)  
BLKS: 4 vs. USC Upstate (3-18-12)  
MINS: 30 at Richmond (12-20-11)

#### NICK WRIGHT

Points: 24 vs. Vermont (11-23-11)  
FGM: 9 vs. Vermont (11-23-11)  
FGA: 12, vs. Vermont (11-23-11)  
FTM: 8 vs. ECU (11-29-11) & Northeastern (12-3-11)  
FTA: 14 v. ECU (11-29-11)  
REBS: 10 vs. Vermont (11-23-11)  
AST: 1 at Liberty (11-19-09) & UNCW (1-13-10)  
BLKS: 4 vs. ECU (11-29-11)  
STLS: 2 vs. Towson (3-6-10) & Kentucky (11-20-11)  
MINS: 39 vs. Vermont (11-23-11)



# 2012-2013 MONARCH BASKETBALL

## OLD DOMINION UNIVERSITY

### ODU IN POST SEASON PLAY

#### NCAA

1979-80  
1981-82  
1984-85  
1985-86\*  
1991-92  
1994-95\*  
1996-97  
2004-05  
2006-07  
2009-10\*  
2010-11\*

\* Advanced to 2nd round

#### CBI

2007-08

#### NIT

1976-77  
1978-79  
1980-81  
1982-83  
1983-84  
1987-88  
1992-93  
1993-94  
1998-99  
2005-06\*  
(Reached semifinals)

#### CIT

2008-09 (Champions)  
2011-12 (Quarter Finals)

### ODU ACADEMIC SUCCESS

Old Dominion University student athletes excelled in the classroom during the 2011 fall semester, with 125 student athletes and 10 cheerleaders and dance team members earning Dean's List honors with a 3.4 grade point average or higher.

Last year four Monarchs, Trian Iliadis, Donte Hill, Anton Larsen and Kent Bazemore were on the Dean's list.

Both Iliadis and Larsen were named to the CAA's All-Academic squad.

### ODU'S CAA SCHOLAR ATHLETES OF THE YEAR

2005 **Alex Loughton**  
2007 **Jonathan Adams**  
2011 **Trian Iliadis**

### MONARCH'S 2012-13 TV SCHEDULE

Sun.	11/11	2 p.m.	UT San Antonio	Cox 11/Comcast Sportsnet
Sat.	11/24	8 p.m.	at Murray State	ESPN3.com
Tue.	12/4	7 pm.	Richmond	NBCSN
Fri.	12/7	9 pm.	VCU	NBCSN
Tues.	12/18	7:30 p.m.	at College of Charleston	ESPN3.com
Sat.	12/22	5:30 pm.	Virginia	(Gov. Inv.) NBCSN
Sat.	1/5	12 Noon	Delaware	Comcast Sportsnet
Thu.	1/10	7 p.m.	at George Mason	NBCSN
Sat.	1/26	4 p.m.	at JMU	Comcast Sportsnet
Mon.	2/4	7 p.m.	George Mason	NBCSN
Thu.	2/7	7 p.m.	at Drexel	NBCSN
Sat.	2/9	4 p.m.	Northeastern	Comcast
Mon.	2/11	7 p.m.	at Delaware	NBCSN
Sat.	2/16	12 noon	W&M	Comcast Sportsnet
Sun.	2/24	7 p.m.	at Hofstra	Comcast Sportsnet
Thu.	2/28	7 p.m.	Drexel	NBCSN
Sat.	3/2	12 noon	at Northeastern	Comcast Sportsnet

#### Networks:

CSN	COMCAST SPORTSNET MID-ATLANTIC
CSN+	COMCAST SPORTSNET MID-ATLANTIC PLUS
CSN NE	COMCAST SPORTSNET NEW ENGLAND
CSN P	COMCAST SPORTSNET PHILADELPHIA
TCNP	THE COMCAST NETWORK PHILADELPHIA
TCN MA	THE COMCAST NETWORK MID-ATLANTIC
CSS	COMCAST SPORTS SOUTHEAST
NBCSN	NBC SPORTS NETWORK

### HELP ODU WIN GOVERNOR'S CLASSIC FOOD DRIVE

Governor's Holiday Hoops Classic will benefit food banks across Virginia. This food drive runs from November 15th - December 15th. During this time we ask you to consider making a food or financial donation.

You can donate on campus or online using this form to support your institutions bid to raise the most in support of the Foodbank of Southeastern Virginia.

A winner will be announced between each matchup before game two of the 2012 Governor's Holiday Hoops Classic game. The University of Richmond will be measured against George Mason University and Old Dominion University will be measured against The University of Virginia.

Help Old Dominion University win the challenge by bringing a can of food to the following events at the Constant Center and also receive discount admission.

Friday, Nov. 16 - ODU wrestling vs. Wisconsin, - 7:30 pm. \$3 off admission Saturday, Nov. 17 - Lady Monarchs vs. VCU women's basketball, 7 p.m. - \$3 off admission Wednesday, Nov. 21 - ODU Monarchs vs. VMI, 7 p.m. - \$3 off admission Friday, Nov. 30 - Lady Monarchs vs. CAL - 7 p.m. - \$3 off admission Tuesday, Dec. 4 - ODU Monarchs vs. Richmond - 7 p.m. - \$3 off admission Friday, Dec. 7 - ODU Monarchs vs. VCU - 9 p.m. - no discount



# 2012-2013 MONARCH BASKETBALL

## OLD DOMINION UNIVERSITY

### ODU CAA STATISTICAL RANKINGS

Scoring Offense:	62.5	8th
Scoring Defense:	69.9	8th
FG PCT:	.395	9th
FGPCT DEF:	.464	7th
FT PCT:	.662	5th
3PT FG PCT:	.256	10th
REBS:	39.8	2nd
REBS Margin:	+7.4	2nd
AST:	12.4	3rd
STLS:	7.4	4th
BKLS:	3.8	8th

### ODU HAS MADE EIGHT STRAIGHT POST SEASON APPEARANCES

2005 – NCAA (28-6)  
2006 – NIT Semi-finals (24-10)  
2007 – NCAA at large (24-9)  
2008 - CBI Quarterfinals (18-16)  
2009 - CIT CHAMPIONS (25-10)  
2010 - NCAA 2nd Round (27-9)  
2011 - NCAA 2nd Round (27-7)  
2012 - CIT Tournament (22-14)

### ODU'S TOP RPI'S

March 8, 2011 #23 (NCAA)  
March 15, 2011 #29 (NCAA)  
Jan. 15, 2006 #20 (Realtime)

### MONARCHS SIGN TWO CAGERS

Head coach Blaine Taylor announced two standout recruits who will be joining the Monarch family after signing National Letters of intent today for the 2013-14 season. They are: 6-7 forward Denzell Taylor (Toronto, Canada), and 6-2 guard Jordan Baker (Hampton, VA.) from nearby AAA State Champion Hampton High School.

"It's obviously well known that we have a nice group of young players on this year's squad and I think this group really adds to that. Their attributes across the board make them a nice fit for our program. They are winners from very successful programs. They are fine students, they defend, and rebound and know how to be good teammates." – Head Coach Blaine Taylor

Baker averaged 9.1 points, 5.2 rebounds and 3.2 steals per game last year for Hampton's AAA State Championship team. A clutch performer, Baker's three-pointer put the Crabbers in the lead late in its quarterfinal win over Nansemond River, then he scored 10 points in the fourth quarter against Petersburg High in the State Championship game.

Denzell Taylor's High School team, St. Benedict's Prep in Newark, NJ. went 35-3 last year. He averaged 10.6 points and led the team with an 11.4 rebounds per game average. He also played for CIA Bounce, a Toronto based AAU squad who reached the Nike's Elite Youth Basketball League Summer league championship.



### INDIVIDUAL CAA RANKINGS

Scoring:	Batten	9.5	21st
REBS:	Painter	7.4	10th
FT:	Palmore	84.0	4th
AST:	Palmore	3.2	5th
STLS:	Palmore	1.6	9th
	Hill	1.8	7th

### 2012 NATIONALLY RANKED MONARCHS

Chris Cooper	20th - Rebounding	10.1
Chris Cooper	14th - Double-Doubles	17
Kent Bazemore	26th - Steals	2.1
Team	30th - FG PCT Defense	40.2
Team	50th - Scoring Defense	62.1
Team	T-20th - Rebound Margin	+6.1
Team	10th - Steals	8.8

### ODU'S TOP SENIOR CLASSES BY CAREER WINS

• 2012	101	• 2010	94
• 2011	97	• 2007	93
• 2008	94		

### CONNECT WITH ODU BASKETBALL

Facebook: [www.facebook.com/ODUBasketball](http://www.facebook.com/ODUBasketball)

Twitter: [www.twitter.com/ODUMB](http://www.twitter.com/ODUMB) [www.twitter.com/ODUsports](http://www.twitter.com/ODUsports)

Connect with all other ODU Athletic teams at [www.odusports.com/social](http://www.odusports.com/social)

# 2012-2013 MONARCH BASKETBALL

## OLD DOMINION UNIVERSITY

### MONARCH BASKETBALL ROSTER

#### ALPHABETICAL

No.	Name	POS	CL	HT	WT	Hometown/ High School
12	Ekene Anachebe	C	FR	6-9	265	Fayetteville County, GA/Fayette County
2	Aaron Bacote	G	FR	6-5	175	Hampton, VA/Bethel HS
4	Dimitri Batten	G	RS SO	6-3	190	Newport News, Va./Kecoughtan HS
15	Deion Clark	G	FR	6-3	198	Naples, FL/Barron Collier
25	Donte Hill	G	JR	6-4	205	Virginia Beach, Va./Norfolk Collegiate HS
40	Anton Larsen	C/F	RS SO	7-0	240	Copenhagen, Denmark/Oster Farimagsgades
21	Stuart McEwen	F	FR	6-9	201	Sydney, Australia/St. Thomas Moore Prep
10	Ambrose Mosley*	G	FR	6-1	166	Jacksonville, FL/First Coast
11	DeShawn Painter	C	SR	6-9	235	Norfolk, VA/Booker T. Washington
3	Keenan Palmore	C	FR	6-1	174	Stone Mountain, GA/Paideia School
23	Richard Ross	F	RS SO	6-7	210	Hirschi HS/Wichita Falls, TX.
1	Nick Wright	F	RS SR	6-8	208	Suffolk, VA/Nansemond River HS
	Sean-Michael King*	G	So.	6-1	180	Alexandria, VA/Hayfield HS
	Martin Shaw*	G	FR.	6-0	170	Hampton, VA/Kecoughtan HS

\* Redshirt

#### NUMERICAL

No.	Name	POS	CL	HT	WT	Hometown/ High School
1	Nick Wright	F	RS SR	6-8	208	Suffolk, VA/Nansemond River HS
2	Aaron Bacote	G	FR	6-5	175	Hampton, VA/Bethel
3	Keenan Palmore	G	FR	6-1	174	Stone Mountain, GA/Paideia School
4	Dimitri Batten	G	RS SO	6-3	190	Newport News, VA./Kecoughtan HS
10	Ambrose Mosley*	G	FR	6-1	166	Jacksonville, FL/First Coast
11	DeShawn Painter	C	SR	6-9	235	Norfolk, VA/Booker T. Washington
12	Ekene Anachebe	C	FR	6-9	265	Fayetteville County, GA/Fayette County
15	Deion Clark	G	FR	6-3	198	Naples, FL/Barron Collier
21	Stuart McEwen	F	FR	6-9	201	Sydney, Australia/St. Thomas Moore Prep
23	Richard Ross	F	RS SO	6-7	210	Hirschi HS/Wichita Falls, TX.
25	Donte Hill	G	JR	6-4	205	Virginia Beach, VA./Norfolk Collegiate HS
40	Anton Larsen	CF	RS JR	7-0	240	Copenhagen, Denmark/Oster Farimagsgades
	Sean-Michael King*	G	So.	6-1	180	Alexandria, VA/Hayfield HS
	Martin Shaw*	G	Fr.	6-0	170	Hampton, VA/Kecoughtan HS

\* Redshirt

#### Coaching Staff

HEAD COACH: Blaine Taylor (Montana '81) 11th Season

ASSISTANTS: Jim Corrigan (Duke '80) 18th season

Rob Wilkes 10th season (Stetson '93)

John Richardson 6th season (Elizabeth City St. '95)

DIR. OF BASKETBALL OPERATIONS: Drew Williamson (ODU '07) 2nd season

#### Pronunciation Guide

Dimitri Batten

Aaron Bacote

Ekene Anachebe

Deion Clark

Da-Mee-Tree

Bay coe

Eck-Ah-Nay Ah-notch-Ah-Bay

Dee-on





# 2012-2013 MONARCH BASKETBALL

## OLD DOMINION UNIVERSITY

# MONARCHS

## 2012-2013



**BLAINE TAYLOR**  
Head Coach  
Montana '81  
237-124 / 11 seasons  
at Old Dominion  
378-190 / 18 seasons



**NICK WRIGHT**  
# 1  
R-Sr., Forward, 6-8, 208, Suffolk, VA




**AARON BACOTE**  
# 2  
Fr., Guard, 6-5, 175, Hampton, VA



**KEENAN PALMORE**  
# 3  
Fr., Guard, 6-1, 174, Stone Mountain, GA




**DIMITRI BATTEN**  
# 4  
R-So., Guard, 6-3, 190, Newport News, Va.




**AMBROSE MOSLEY**  
# 10  
Fr., Guard, 6-1, 166, Jacksonville, FL



**DESHAWN PAINTER**  
# 11  
Sr., Center, 6-9, 235, Norfolk, VA




**EKENE ANACHEBE**  
# 12  
Fr., Center, 6-9, 265, Fayetteville County, GA



**DEION CLARK**  
# 15  
Fr., Guard, 6-3, 198, Naples, FL



**STUART MCEWEN**  
# 21  
Fr., Forward, 6-9, 201, Sydney, Australia



**RICHARD ROSS**  
# 23  
R-So., Forward, 6-7, 210, Wichita Falls, TX



**DONTE HILL**  
# 25  
Jr., Guard, 6-4, 205, Virginia Beach, VA



**ANTON LARSEN**  
# 40  
R-Jr., Center/Forward, 7-0, 240, Copenhagen, Denmark



# 2012-2013 MONARCH BASKETBALL

## OLD DOMINION UNIVERSITY

### CAA ALL-CONFERENCE TEAMS

#### FIRST TEAM ALL-CAA

	CL.	POS.	HT.
<b>Kent Bazemore, Old Dominion</b>	<b>Sr.</b>	<b>G</b>	<b>6-5</b>
Bradford Burgess, VCU	Sr.	G/F	6-6
Frantz Massenat, Drexel	So.	G	6-4
Ryan Pearson, George Mason	Sr.	F	6-6
Keith Rendleman, UNCW	Jr.	F	6-8

#### SECOND TEAM ALL-CAA

	Cl.	Pos.	Ht.
<b>Chris Cooper, Old Dominion</b>	<b>Sr.</b>	<b>F</b>	<b>6-9</b>
Samme Givens, Drexel	Sr.	F	6-5
Jamelle Hagins, Delaware	Jr.	F	6-9
Mike Moore, Hofstra	Sr.	G	6-5
Devon Saddler, Delaware	So.	G	6-2

#### CAA ALL-DEFENSIVE TEAM

	Cl.	Pos.	Ht.
<b>Kent Bazemore, Old Dominion*</b>	<b>Sr.</b>	<b>G</b>	<b>6-5</b>
Eric Buckner, Georgia State	Sr.	F	6-10
Jamelle Hagins, Delaware	Jr.	F	6-9
Robert Nwankwo, Towson	Sr.	C	6-8
Briante Weber, VCU	Fr.	G	6-3

#### CAA ALL-ACADEMIC FIRST TEAM

	Cl.	Pos.	Ht.
Jihad Ali, Georgia State	Sr.	G	6-5
<b>Trian Iliadis, Old Dominion</b>	<b>Sr.</b>	<b>G</b>	<b>6-3</b>
Quinn McDowell, William & Mary	Sr.	G/F	6-6
Dwan McMillan, Hofstra	Sr.	G	6-0
Tim Rusthoven, William & Mary	So.	F	6-9

\* Defensive Player of the Year

### ODU BENCH SCORING / OPP

Holy Cross	12/16
Morgan State	16/21
UTSA	36/3
Cleveland State	24/3
VMI	16/21
Murray St.	38/5
W&M	19/10
Richmond	12/25

### ODU'S RECORD WHEN

ODU scores 40-49 points	0-1
ODU scores 50-59 points	0-2
ODU scores 60-69 points	0-1
ODU scores 70-79 points	1-3
ODU scores 80-89 points	0-0
ODU scores 90 or more	
OPP score less than 40	0-0
OPP score 40-49 points	0-1
OPP score 50-59 points	0-0
OPP score 60-69 points	1-0
OPP score 70-79 points	1-5
OPP score 80-89 points	1-0
OPP score 90 or more	0-0
ODU Leads At Halftime	1-1
Tied at Halftime	0-0
ODU Trailing at Halftime	0-6

### FIELD GOALS

ODU shoots 50% or better	0-0
ODU shoots 40-49%	1-4
ODU shoots 39% or lower	0-3

### REBOUNDS

ODU Outrebounds OPP	1-6
OPP Outrebound ODU	0-0
Even	0-1

### DAYS OF THE WEEK

Monday	0-0
Tuesday	0-1
Wednesday	0-1
Thursday	0-0
Friday	0-1
Saturday	1-3
Sunday	0-1
On TV	0-3

### CAREER STARTS BY YEAR

	11	12	13
Batten	-	9	4
Wright	-	28	6
Ross	-	2	4
Hill	-	23	7
Bacote	-	-	3
Palmore	-	-	6
Painter	-	-	5
Clark	-	-	2
Larsen	0	1	2





# 2012-2013 MONARCH BASKETBALL

## OLD DOMINION UNIVERSITY

### OPPONENT WINS AT THE TED

11-22-09	UAB, 77-62
1-7-09	James Madison, 70-62
1-24-09	Northeastern, 58-42
11-28-07	#5 Georgetown, 66-48
1-5-08	William & Mary, 70-61
1-19-08	VCU, 78-68
1-30-08	UNC Wilmington, 68-65
11-11-06	Clemson, 74-70
12-29-06	Winthrop, 71-65
1-19-06	Hofstra, 76-68
2-23-05	Hofstra, 66-63
11-29-03	#13 St. Joseph's, 75-72
12-04-02	Charlotte, 105-102 (2 OT)
1-21-04	VCU, 75-67
2-28-04	George Mason, 70-66
11-24-02	North Carolina, 67-59
12-7-02	East Carolina, 75-67
12-20-02	Dayton, 71-67
1-15-03	Delaware, 75-74 (OT)
2-1-03	VCU, 72-69
2-19-03	Drexel, 62-57
11-12-10	#20 Georgetown, 62-59
1-22-11	VCU, 59-50
11-12-11	N. Iowa, 63-46
11-23-11	Vermont, 65-63 (OT)
12-30-11	#8 Missouri, 75-68
1-5-12	George Mason, 63-54
2-11-12	VCU, 68-64
2-25-12	Drexel, 73-72
3-21-12	Mercer, 79-73
11-9-12	Holy Cross, 46-45
11-11-12	UTSA, 79-70
12-4-12	Richmond, 80-53

### THE LAST TIME IT HAPPENED

Last time ODU started the season 1-7 was 2000-01  
 Last time ODU lost six straight 2000-01  
 Last time ODU lost seven straight 2000-01

### BLAINE TAYLOR

#### BY THE NUMBERS

Alaska Fairbanks	2-0	Middle Tenn. State	0-1
American	1-0	Missouri	0-3
Arizona	0-1	Missouri-Kansas City	3-0
Arkansas State	1-0	Missouri State	1-0
Baylor	0-2	Mississippi State	0-2
Belmont	1-0	Monmouth	1-0
Bethune-Cookman	1-0	Montana State	11-5
Black Hills	1-0	Morgan State	2-0
Bradley	1-1	Murray St.	0-1
Boise State	5-5	Mt. St. Mary's	2-0
Bucknell	2-1	Nevada	3-2
Butler	0-2	Northeastern	1-4
Campbell	1-0	North Carolina	0-3
CS Fullerton	1-1	Northern Iowa	0-2
CS Northridge	6-1	Notre Dame	1-0
Central Florida	0-1	NC Central	1-0
Central Washington	1-0	UNCW	14-4
Charlotte	2-1	Northeast Illinois	2-0
The Citadel	1-0	Northern Arizona	10-4
Clemson	1-2	Oregon	1-2
Cleveland State	1-1	Oral Roberts	0-3
Coastal Carolina	3-0	Pepperdine	1-1
Colorado	1-0	Portland State	6-1
Creighton	1-1	Presbyterian	1-0
Dayton	1-2	Rice	2-0
DePaul	1-1	Richmond	3-5
Drexel	10-8	Rider	1-0
Delaware	15-6	Rocky Mountain	1-0
Duquesne	2-0	Sacramento State	9-0
E.Montana	1-0	St. Peter's	1-0
East Carolina	5-1	San Jose	3-0
Eastern Washington	12-2	Shawnee	1-0
E.Tennessee State	1-0	Simon Fraser	5-0
Fairfield	1-1	South Alabama	1-2
Florida Atlantic	1-0	South Florida	1-0
Florida State	0-1	South Carolina St.	2-0
Fordham	1-0	Southern Utah	2-2
George Mason	10-13	Southern Oregon	1-0
George Washington	2-1	Southeast Louisiana	1-0
Georgetown	2-2	St. Mary's(CA.)	2-0
Georgia	1-0	St. Joseph's	1-2
Georgia State	12-1	Texas-Arlington	3-0
Gonzaga	1-1	Texas-Corpus Christi	0-1
Hawaii-Hilo	1-0	Texas Christian	1-0
Hampton	0-2	Texas Tech	0-1
High Point	1-0	Texas Southern	1-0
Hofstra	15-8	Toledo	2-0
Holy Cross	0-1	Towson	19-1
Howard	11-0	UAB	1-3
Idaho State	11-3	UTEP	0-1
Idaho	7-6	UNLV	0-1
Illinois-Chicago	1-1	USC Upstate	1-0
Iona	1-0	Valparaiso	0-1
James Madison	21-4	Vermont	0-1
Kentucky	0-2	Virginia	0-1
Kent State	1-0	VA Commonwealth	10-18
Lewis-Clark	3-0	VMI	4-1
Liberty	4-0	Virginia Tech	4-1
Long Island	1-0	Washington	3-0
Longwood	2-0	Washington State	1-1
Long Beach	1-1	W. Illinois	1-0
Louisville	0-1	W. Montana	3-0
Marist	1-1	W. Oregon	1-0
Marshall	1-1	Weber	6-10
Md. Eastern Shore	4-0	Whitman	1-0
Manhattan	1-0	William & Mary	21-4
Memphis	0-1	Winston-Salem	1-0
Mercer	0-1	Winthrop	1-2
Michigan	0-1	Wisconsin	0-2
Michigan State	0-1	Xavier	1-0
		UTSA	0-1



# 2012-2013 MONARCH BASKETBALL

## OLD DOMINION UNIVERSITY

### TED CONSTANT CENTER RECORDS

#### TED CONSTANT CENTER MILESTONES

Groundbreaking: June 19, 1999  
Arena opens on: Oct. 25, 2002  
First Concert Event: Roberta Flack & Norfolk Symphony (Nov. 17, 2002)  
First Basketball Game: Blue-White Exhibition (Oct. 26, 2002)  
First Regular Season Men's game: Nov. 24, 02 vs. North Carolina  
First Basket: 19:16 by Ricardo Marsh dunk vs. UNC  
First Trey: 16:25 by Jawad Williams of UNC  
First ODU Trey: 15:00 by John Walle  
First Free Throw Made: 14:39 by Sean May of UNC  
First ODU Free Throw Made: 14:22 Rasheed Wright  
Longest Game: Two overtimes (ODU vs. Charlotte) Dec. 6, 03  
100th win at the Ted: 1-16-10 vs. Drexel, 71-48

#### ODU CONSTANT CENTER INDIVIDUAL RECORDS

Points: 45, by Alex Loughton vs. Charlotte (20), Dec. 6, 2003  
Field Goals Made: 17, by Alex Loughton vs. Charlotte, Dec. 6, 03  
Field Goals ATT: 23, by Alex Loughton vs. Charlotte, Dec. 6, 03  
Three Point FG Made: 6/8, by Brian Henderson vs. Marist, Feb. 18, 06  
Three Point FG ATT: 9 by Marsharee Neely vs. UAB (11-22-08)  
Three Point FG PCT: 100(5-5) by Alex Loughton vs. Charlotte, Dec. 6, 03  
Free Throws Made: 12(12-14) by Isaiah Hunter vs. Delaware, Feb. 14, 04  
Free Throws ATT: 15, by Kent Bazemore vs. Drexel, Feb. 25, 2012  
Best Free Throw PCT: 1000(10-10) by Alex Loughton vs. Liberty, Dec 18, 03  
Rebounds: 22, by Chris Cooper vs. JMU, Feb. 2, 2012  
Assists: 11, by Troy Nance vs. Delaware (1-15-03), & by Kent Bazemore vs. Northeastern (1-5-11)  
Steals: 8 by Brandon Johnson vs. George Mason (1-6-07)  
Blocked Shots: 7, by Sam Harris vs. VMI (12-1-04) & Toledo (11-16-07)

#### ODU CONSTANT CENTER TEAM RECORDS

Points: 102 vs. Charlotte (12-6-03) in overtime; vs. Longwood 98 (11-17-09) (regulation);  
& vs. 88 in regulation vs. Towson (1-31-04)  
Fewest Points: 42 vs. Northeastern (1-24-09)  
Field Goals Made: 40, vs. Charlotte (12-06-03)  
Field Goals ATT: 77 vs. Charlotte (12-06-03)  
FG PCT: .627 (32-51) vs. Towson (1-29-11)  
Three Point FG Made: 13 (13-26) vs. Charlotte (12-6-03) & (13-25) vs. JMU (2-2-12)  
Three Point FG Made in One Half: 9, in 1st vs. Hofstra (3-1-03)  
Three Point FG ATT: 26 vs. Charlotte (12-6-03)  
Three Point FG PCT: .625 (10-16) vs. DePaul (12-17-05) & vs. GAST (1-13-09)  
Free Throws Made: 29 (29-46) vs. VMI (12-22-11)  
Free Throws ATT: 46, vs VMI (12-22-11)  
Best Free PCT: .933 (14-15) vs. St. Joseph's (11-29-03)  
Rebounds: 64, vs. UMES (12-9-10)  
Assists: 31 vs. Charlotte (12-06-03)  
Steals: 16, vs St. Joseph's (12-22-04) Turnovers: 25, vs. Charlotte (12-6-03)  
Blocked Shots: 17, vs. VMI (12-1-04)

#### OPPONENT CONSTANT CENTER INDIVIDUAL RECORDS

Points: 35, by Norris Cole of Cleveland State (2-20-11)  
Three Point FG Made: 8 (8-13) by Robert Vaden of UAB (11-22-08) & Norris Cole of Cleveland State (2-20-11)  
Best Opponent FT PCT: 1000(6-6) by Keith Waleskowski of Dayton(12-20-02)  
Rebounds: 17, by Jason Thompson of Rider (3-18-08 / CBI)  
Assists: 10, by Demon Brown of Charlotte (12-6-03) & Jose Juan Barea of NE (1-7-06)  
Blocked Shots: 9, by Sean James of NE (1-7-06) and Damian Sanders of Duquesne (12-30-09)

#### OPPONENT CONSTANT CENTER TEAM RECORDS

Points: 105 by Charlotte (12-6-03) in overtime  
Regulation: 76 by William & Mary (2-25-04)  
Fewest Points: 34 by Northeastern (1-5-11)  
Field Goals Made: 41 by Charlotte (12-6-03)  
Best Field Goal PCT: .662 (28-42) by JMU (1-7-09)  
Lowest OPP FG PCT: .217 (13-60) by Toledo (11-16-07)  
Three Point FG Made: 12 by Belmont (3-23-09), Cleveland State (2-20-11), & UTSA (11-11-12)  
Three Point FG Attempted: 38 by Belmont (3-23-09)  
Best 3PT FG PCT: .533 (8-15) by William & Mary (2-25-04)  
Free Throws Made: 23 (23-31) by Delaware (2-14-04)  
Free Throws Attempted: 31 by Delaware (2-14-04)  
Best FT PCT: 100 (9-9) by Towson (1-2-03)  
Rebounds: 49, by Drexel (1-03-04)  
Fewest Rebounds: 12 by Towson (1-29-11)  
Assists: 22 by Charlotte (12-6-03)  
Steals: 15 by UNC Wilmington (1-28-04)  
Blocks: 10 by Northeastern (1-7-06)  
Turnovers: 26 by VMI (12-1-04)

#### TOP SINGLE GAME CROWDS

- 8474 vs. UNC Wilmington (1-22-05)
- 8472 vs. JMU (2-2-12)  
8472 vs. VCU (2-11-12)  
8472 vs. Drexel (2-25-12)
- 8460 vs. Missouri (12-30-11)  
8460 vs. William & Mary (1-28-12)
- 8457 vs. Virginia Commonwealth (1-22-11)  
8457 vs. James Madison (1-19-11)  
8457 vs. Georgetown (11-12-10)  
8457 vs. Richmond (12-1-10)  
8457 vs. William & Mary (2-26-11)
- 8438 vs. Virginia Commonwealth (2-12-05)
- 8424 vs. North Carolina (11-24-02)  
8424 vs. Virginia Tech (12-30-05)  
8424 vs. Virginia Commonwealth (1-14-06)  
8424 vs. James Madison (2-4-06)  
8424 vs. Virginia Commonwealth (2-10-07)  
8424 vs. Georgetown (11-28-07)  
8424 vs. Virginia Tech (12-16-07)  
8424 vs. Virginia Commonwealth (1-19-08)  
8424 vs. George Mason (1-31-09)  
8424 vs. Virginia Commonwealth (2-14-09)  
8424 vs. George Mason (2-13-10)  
8424 vs. Virginia Commonwealth (2-27-10)
- 8418 vs. Virginia Commonwealth (2-1-03)
- 8344 vs. George Mason (1-8-11)
- 8328 vs. Cleveland State (2-20-11)
- 8209 vs. George Mason (2-9-08)
- 8181 vs. Towson (1-29-11)
- 8050 vs. Hofstra 2-23-05
- 8042 vs. Delaware (2-2-11)
- 8041 vs. George Mason (2-28-04)
- 8022 vs. Bucknell (2-23-08)
- 8015 vs. William and Mary (2-3-10)
- 8005 vs. Marist (2-18-06)

### NO PLACE LIKE THE TED

2002-03	8-6
2003-04	11-4
2004-05	14-1
2005-06	14-1
2006-07	15-2
2007-08	13-4
2008-09	16-3
2009-10	15-0
2010-11	14-2
2011-12	10-7
<b>Totals:</b>	<b>130-30 (.818)</b>



### SPORTS INFORMATION

Asst. AD For Athletic Communications: Carol Hudson, Jr.  
OFFICE PHONE: 757-683-3372  
E-MAIL: chudson@odu.edu  
HOME PHONE: 757-625-2061  
ASST Communications Dir.: Eric Bohannon  
E-Mail Address: ebohanno@odu.edu  
ASST. Communications Dir: Ben Waring  
E-Mail: bwarin@odu.edu  
ASST AD CREATIVE SERVICES: Tina Price  
E-MAIL ADDRESS: tprice@odu.edu  
DIRECTOR OF CREATIVE SERVICES: Christie H. Brown  
E-Mail Address: chenn@odu.edu  
FAX NUMBER: 757-683-3119  
DIRECTOR OF BROADCASTING: Ted Alexander  
E-Mail Address: t2alexan@odu.edu  
MAIL ADDRESS: Rm. 1102/ Jim Jarrett Athletic Admin. Bldg/Norfolk, Va. 23529-0201  
PRESS ROW NUMBERS: 757-683-5596  
ATHLETIC TICKET OFFICE: 757-683-4444  
RADIO STATIONS OF THE MONARCHS: WXEZ 94.1/ESPN1310  
PHONE: 757-434-0746  
STATION PHONE: 757-671-1000  
STATION FAX: 757-671-1313  
CONSTANT CENTER CONTACT: Mike Fryling  
OFFICE PHONE: 757-683-5762

# 2012-2013 MONARCH BASKETBALL

## OLD DOMINION UNIVERSITY

### ODU 1,000 CAREER PT. CLUB

1. Valentine, Ronnie	101	976-80	2,204	21.8
2. Anthony, Leo	82	1957-61	2,181	26.6
3. Hodge, Odell	128	1992-97	2,117	16.5
4. Sessoms, Petey	123	1991-95	1,985	16.1
5. Carver, Anthony	110	1986-90	1,958	17.8
6. Gatling, Chris	85	1988-91	1,811	21.3
7. McAdoo, Ronnie	118	1978-82	1,776	15.1
8. Twardzik, Dave	82	1969-72	1,660	20.2
9. Copeland, Joel	81	1970-74	1,657	20.5
10. Loughton, Alex	124	2002-06	1,646	13.3
11. Lee, Gerald	137	2007-10	1,624	11.9
12. Gattison, Kenny	122	1982-86	1,623	13.3
13. Jackson, Keith	117	1989-93	1,592	13.6
14. McDonald, Darrin	113	1985-90	1,564	13.8
15. Thomas, Keith	121	1982-86	1,530	12.6

### ODU ALL TIME REBOUNDERS

1. Leddy, Randy	90	4	1962-66	1,153	12.8
2. West, Mark	117	4	1979-83	1,113	9.5
3. Hodge, Odell	128	4+	1992-97	1,086	8.5
4. Washington, Wilson	81	3	1975-77	1,011	12.5
5. Gattison, Kenny	122	4	1982-86	963	7.9
6. McAdoo, Ronnie	118	4	1978-82	953	8.1
7. Loughton, Alex	124	4	2002-06	952	7.7
8. Valentine, Ronnie	101	4	1976-80	949	9.4
9. Copeland, Joel	81	4	1970-74	939	11.6
10. Hassell, Frank	138	4	2008-11	909	6.6
11. Gatling, Chris	85	3	1988-91	859	10.1

### ALL TIME GAMES PLAYED

1. Kent Bazemore	2008-12	140
2. Ben Finney	2008-11	139
3. Frank Hassell	2008-11	138
Darius James	2008-11	138
5. Gerald Lee	2007-10	137
6. Jonathan Adams	2006-09	135
7. Brian Henderson	2005-08	134
8. Marquel DeLancey	2009-12	132
9. Drew Williamson	2004-07	130
10. Valdas Vasylius	2004-07	129
Arnaud Dahi	2004-07	129
12. E.J. Sherod	1993-97	128
Odell Hodge	1992-97	128
14. Brandon Johnson	2005-08	127
15. Keyon Carter	2008-11	127

### ODU ALL TIME STEALS LEADERS

1. Smith, Frank	1984-88	295
2. Bazemore, Kent	2009-pres.	250
3. Brandon Johnson	2005-08	238
4. Drew Williamson	2004-07	215
T5. Byers, Mike	1995-99	189
T5. Finney, Ben	2008-11	189
7. Caruthers, Joey	1973-77	188
8. Robinson, Grant	1979-83	184
9. Swann, Kevin	1989-94	179
10. McDonald, Darrin	1985-90	165
11. Thomas, Keith	1982-86	160

### ODU IN THE CAA

ODU has won more CAA Titles than any other current member.

- 6 ODU (1992, 1995, 1997, 2005, 2010, 2011)
- 5 VCU
- 4 George Mason
- 4 UNCW

### ODU ALL TIME CAA RECORD

1991-92	8-6	4th*
1992-93	11-3	2nd
1993-94	10-4	1st
1994-95	12-2	1st*
1995-96	12-4	2nd
1996-97	10-6	1st*
1997-98	8-8	4th
1998-99	10-6	2nd
1999-00	6-10	6th
2000-01	7-9	5th
2001-02	7-11	6th
2002-03	9-9	6th
2003-04	11-7	4th
2004-05	15-3	1st*
2005-06	13-5	4th
2006-07	15-3	2nd
2007-08	11-7	4th
2008-09	12-6	3rd (tied)
2009-10	15-3	1st*
2010-11	14-4	2nd*
2011-12	13-5	4th

\* Won CAA Tournament

### ODU WINS OVER NATIONALLY RANKED TEAMS

Since 1976-77 ODU has beaten 10 nationally ranked teams in 37 games.

2009-10	W	at #11 Georgetown, 61-57
2006-07	W	at #8 Georgetown, 75-62
1994-95	W	#9 Villanova, 89-81 (3 ot)-NCAA 1st Round
1993-94	W	#22 Virginia, 76-69 (Norfolk Scope)
1985-86	W	at #19 Richmond, 62-59
	W	at #20 Western Kentucky, 62-59
	W	#19 Western Kentucky, 74-61 (Norfolk Scope)
1984-85	W	at #20 UAB, 59-58
1980-81	W	at #1 DePaul, 63-62
1979-80	W	#3 Syracuse, 68-67 (Norfolk Scope)



# 2012-2013 MONARCH BASKETBALL

## OLD DOMINION UNIVERSITY

### ALL-TIME SERIES WITH CAA TEAMS

#### Delaware

Series Record: ODU leads, 15-6  
Last UD Win: 12-4-10; 75-67 (H)  
Last ODU Win: 3-3-12; 88-74 (CAA Tournament)

#### Drexel

Series Record: ODU Leads, 11-8  
Last Drexel Win: 3-4-12; 78-51 (CAA Tournament)  
Last ODU Win: 1-16-10; 71-48 (H)

#### George Mason

Series: ODU Leads, 34-19  
Last Mason Win: 2-4-12; 54-50 (H)  
Last ODU Win: 1-8-11; 69-65 (H)

#### Hofstra

Series Record: ODU Leads, 15-8  
Last ODU Win: 1-14-12; 69-61 (H)  
Last Hofstra win: 2-10-9; 60-51 (A)

#### James Madison

Series Record: ODU leads, 55-24  
Last ODU Win: 2-2-12 ; 80-71 (H)  
Last JMU Win: 1-7-09; 70-62 (A)

#### UNCW

Series Record: ODU Leads, 29-17  
Last ODU Win: 2-14-12; 81-64 (H)  
Last UNCW Win: 1-30-08; 68-65 (H)

#### Towson

Series: ODU Leads, 26-1  
Last TU WIN: 2001-02, 67-56 (H)  
Last ODU Win: 1-18-12; 71-41 (A)

#### William & Mary

Series Record: ODU Leads 66-17  
Last ODU Win: 2-8-12; 70-51 (A)  
Last W&M Win: 12-1-12; 71-62 (A)

#### Georgia State

Series: ODU Leads 15-2  
Last GSU Win: 1-3-09; 55-45 (H)  
Last ODU Win: 2-22-12; 65-60 (OT) (A)

#### Northeastern

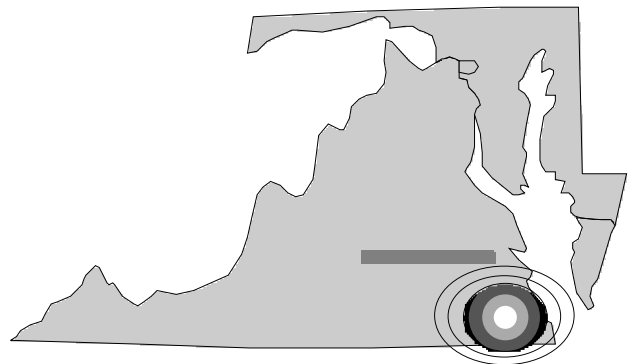
Series Record: ODU Leads, 7-4  
Last NU Win: -30-10, NU, 74-64 (A)  
Last ODU Win: 1-23-12, ODU, 69-57 (H)

### DID YOU KNOW

- ESPN Sportscenter anchor Jay Harris is a 1987 ODU graduate.
- Of the nine Monarchs who have played in the NBA, two were first round draft picks. Chris Gatling (16<sup>th</sup> overall in 1991 by Golden State) and Cal Bowdler (17<sup>th</sup> overall in 1999 by Atlanta). Gatling played in the 1997 NBA all-star game.
- The nickname of the state of Virginia is the "Old Dominion."
- Baseball pitcher Justin Verlander (2012) helped the Detroit Tigers reach the World Series and was named AL Rookie of the Year. In 2011, Verlander was named AL MVP and Cy Young Winner
- Former ODU cheerleader, Mary Maniscalco-Theberge ('78) is the first female to hold the position of Chief of Surgery at Walter Reed Army Medical Center.

### ABOUT NORFOLK / HAMPTON ROADS AREA

- The Hampton Roads area is comprised of seven cities and has a combined population of approximately 1.5 million, making it the 27<sup>th</sup> largest metropolitan area in the United States.
- Virginia Beach is the world's largest resort city and largest populated city in Virginia.
- Virginia Beach has the longest stretch of beach in the World (approx. 27 miles) and has more hotels than any other city its size.
- Norfolk, 1998 Best Big City in the South by Money Magazine, is home to the world's largest Naval installation.
- Norfolk is home to the Norfolk Tides, the Baltimore Orioles AAA affiliate and resides in Norfolk's 12,000 seat Harbor Park in downtown Norfolk.



### KENT BAZEMORE NBA UPDATE

The two-time CAA Defensive Player of the Year, Kent Bazemore has appeared in six games thus far for Golden State. He played six minutes in a 101-77 loss to the Lakers on Nov. 9th, grabbing two rebounds, blocking two shots along with one assist. He had two steals Nov. 18 in a 119-109 loss at Oklahoma City.



### HISTORY

FIRST YEAR OF BASKETBALL: 1930-31  
OVERALL ALL-TIME RECORD: 1240-857 (.591) (82 years)  
FIRST YEAR OF DIV. I. BASKETBALL: 1976-77  
DIVISION I ALL-TIME RECORD: 683-430 (.608) (36 yrs)  
NO. YRS IN NCAA TRN/LAST: 11/ 2011, lost to #8 seed Butler, 60-58  
NO. YRS IN NIT TRN/LAST: 10/ 2006 semi-finals, lost to Michigan, 66-43

# 2012-2013 MONARCH BASKETBALL

## OLD DOMINION UNIVERSITY

### TRACKING THE MONARCHS

#### ON THE INTERNET

The official Old Dominion athletics website at [www.odusports.com](http://www.odusports.com) carries the most up-to-date information on the Monarchs. Bios, game stories, stats, and box scores can be found along with game notes the morning of the scheduled contest. Live play-by-play statistics from Gametracker is available for all Monarch home games at the Ted Constant Convocation Center and selected road games.



#### ON THE RADIO

The Monarch games are aired on ESPN 94.1 FM, a 40,000 watt station with a signal strength that stretches to the Northern Neck and Eastern Shore, west to Richmond and south to northeastern North Carolina.



#### STREAMING THE GAME

All fans can now watch and listen to the Monarchs over the internet with MonarchTV Access to all Old Dominion's contests both home and away. All home games will be videostreamed live from the Constant Center. Fans can enjoy both for a monthly fee of \$7.95 or \$54.95 for the 2011-12 athletic season. Users may have to install Microsoft Silverlight.

#### ODU SETS SCHOOL ATTENDANCE MARK

##### SEASON TICKETS SOLD OUT

The second year in a row, ODU has sold out of its 5,000 season tickets for the lower bowl of the Constant Center.

During the 2010-11 season, ODU sold out five home games and nine were crowds of over 8,000 to bring the season attendance average to 7,745 breaking the previous mark of 7,492 in the 1979-80 season.

##### TOP SEVEN ODU HOME ATTENDANCES

1.	2010-11	7,745
2.	2011-12	7,629
3.	1979-80	7,492
4.	1977-78	7,317
5.	1980-81	7,002
6.	2009-10	6,995
7.	2007-08	6,756

#### ATHLETICS

Old Dominion University's athletic program is among the most successful in the United States, boasting 32 team and individual national championships, including three in women's basketball, nine in field hockey, 15 in sailing, a men's basketball Division II title, three individual wrestling Division II national championships, and one women's tennis clay court national crown.

The Department of Intercollegiate Athletics is home for Old Dominion University's 18 varsity programs for men and women. ODU offers competitive programs for student-athletes in the following sports: men's and women's soccer, field hockey, men's and women's sailing, men's and women's basketball, wrestling, men's and women's golf, men's and women's tennis, baseball, and women's rowing. Football began in the fall of 2009, and in just its third year advanced to the FCS Playoffs. ODU also plans to begin softball and women's volleyball in the near future.

Old Dominion University is a Division I member of the National Collegiate Athletic Association (NCAA) and the Colonial Athletic Association (CAA). The 12 teams of the Colonial Athletic Association include: The University of Delaware in Newark, DE, Drexel University in Philadelphia, PA, George Mason University in Fairfax, VA., Georgia State University in Atlanta, GA, Hofstra University in Hempstead, NY, James Madison University in Harrisonburg, VA, the University of North Carolina at Wilmington in Wilmington, NC., Northeastern University in Boston, MA, Towson University in Towson, MD., and the College of William and Mary in Williamsburg, VA.

#### TICKET INFORMATION

Season tickets may be purchased through the Old Dominion University Ticket Office for all home games. Prices are \$210 for adults. University Faculty/Staff, Military, Young Alumni, and senior citizens (55 or older) can purchase season tickets for \$192. Family Plan tickets allow a family of two adults and two children (17 years and younger) to purchase season tickets for only \$420. Individual games are \$16 for adults and \$13 for children, University faculty/staff and military. For additional information, contact the ticket office at 757-683-4444 or the website at [WWW.ODUSPORTS.COM](http://WWW.ODUSPORTS.COM).

#### ODU ON NATIONAL TV

<b>2011-12</b>	Dec. 30	vs. Missouri	<b>ESPNU</b>
<b>2010-11</b>	Jan. 13	at Drexel	<b>ESPNU</b>
	Jan. 29	vs. Towson	<b>ESPNU</b>
	Feb. 12	at VCU	<b>ESPN2</b>
	Feb. 20	vs. Cleveland State	<b>ESPN2</b>
	Feb. 24	at JMU	<b>ESPNU</b>
	Mar. 7	vs. VCU	<b>ESPN</b>
<b>2005-06</b>	Reached the NIT semi-finals (ESPN2) Wisconsin - Fox College Sports - Paradise Jam Final ESPN2 - VCU, Marist, Hofstra (NIT), Michigan (NIT)		
<b>1985-86</b>	On ESPN 6 times and CBS once (vs. Duke in NCAA 2nd round)		





# 2012-2013 MONARCH BASKETBALL

## OLD DOMINION UNIVERSITY

### PROPOSED ODU PRACTICE FACILITY GETS GENEROUS GIFT

The proposed basketball practice facility at Old Dominion University is one step closer to reality with the announcement today of a generous gift from Elza Mitchum of Chesapeake, VA., and the Mitchum family to the Old Dominion Athletic Foundation to name the practice facility in honor of their parents.

“The Mitchum Family has been a part of the ODU family for quite some time. Several family members have attended the university, and sports have played a significant role in our family's lives,” says Elza Mitchum. “We have been blessed with sustained business growth, and now wish to share in our success with a gift to ODU, in honor of our parents, Bennett & Blanche Mitchum for The Bennett & Blanche Mitchum Basketball Practice Facility. We are extremely pleased and proud that the facility will be of major importance to the ODU Basketball Program for years to come.”

The basketball support complex will be adjacent to the Ted Constant Convocation Center on Monarch Way, and will be home for both the men's and women's basketball programs. The state of the art facility will include practice courts, offices, locker rooms, a lounge and weight training room.

“We are extremely grateful for Elza Mitchum, his family and their business C & M Industries for their support of this critical basketball practice facility project. Their generosity will positively impact future generations of ODU men's and women's basketball student athletes and coaches”, remarks director of athletics Dr. Wood Selig. “Not only is the Mitchum family supporting ODU, but they are creating an everyday reminder of Bennett and Blanche Mitchum that will memorialize the significant role they served within their family. What a wonderful gesture for their family and our ODU community,” says Dr. Wood Selig, the Old Dominion University director of athletics.

The basketball programs are currently housed in the Jim Jarrett Athletic Administration Building, where they have resided since 1991. The completion of the new facility will allow both teams to be located adjacent to their playing facility at the Constant Center.

“Building a new practice facility adjacent to the Ted has tremendous benefits for our program and will keep our program on the cutting edge of our sport and extremely competitive on a regional and national basis, especially now as we prepare to enter Conference USA,” says Monarch head coach Blaine Taylor. “We are very grateful to the Mitchum family for this generous gift that moves us closer to completing this outstanding facility.”





# 2012-2013 MONARCH BASKETBALL

## OLD DOMINION UNIVERSITY

### 2012-13 OPTIMA HEALTH CHALLENGE STANDINGS

For the second consecutive year, William and Mary and Old Dominion have partnered with title sponsor, Optima Health, for the Optima Health Challenge.

The Optima Health Challenge is a running score of all the direct competitions between the two schools, with a champion being named at the end of the 2012-13 athletic season and receiving the Optima Health Trophy.

The scoring system awards 10 points for the overall winner in every regular season ODU-W&M athletic competition (for instance, in football, the winner of the Nov. 12th matchup will receive 10 points; in baseball, the winner of the regular season three-game series will receive 10 points).

A total of 120 points (10 points for Football, 10 points for MBB, 10 points for WBB, and 10 points per nine Olympic Sports) will be awarded for 2012-13. The winning school will be the first to tally 65 points.

### 2012-13 Optima Health Challenge Final Standings

Sport	Pts. Remaining	W&M	ODU
Football	0		10
M. Soccer	0	10	
W. Soccer	0	10	
Field Hockey	0		10
M. Basketball	10	5	
W. Basketball	10		
M. Swimming	10		
W. Swimming	10		
Baseball	10		
Lacrosse	10		
M. Tennis	10		
W. Tennis	10		
<b>Totals</b>	<b>85</b>	<b>25</b>	<b>20</b>

School needs 65 points to win.



# 2012-2013 MONARCH BASKETBALL

## OLD DOMINION UNIVERSITY

### MEMORABLE GAMES FROM THE ODU-VCU SERIES

#### **Feb. 15, 1979 • 72-71 (overtime) • Richmond Coliseum ODU**

The teams split two earlier games during the season with ODU winning 70-68 in the finals of the Richmond Times Dispatch Tournament as Ronnie Valentine scored 23 for the Monarchs. VCU then won in Norfolk, 95-87. VCU had the lead and the ball in overtime with five seconds left, but couldn't get the ball in bounds and got a 5 second call. ODU's Tommy Conrad hit the jumper at the buzzer for ODU's win. Tommy Branch (Adrian's brother) led ODU with 19 points and 13 rebounds. Dana Kirk was VCU's head coach. ODU coached by Paul Webb would later that year reach the NIT quarterfinals, beating Wagner coached by PJ Carlissimo at home, then Clemson at Clemson in double overtime, before losing at Purdue led by Joe Barry Carroll.

#### **March 3, 1985 • VCU 87, ODU 82 • Sun Belt Conference Final in Hampton, Va.**

A day after ODU rallied from 19 down with 9 minutes left against UAB in the semi-finals, VCU and ODU battled to what many considered the best league final ever. There were numerous lead changes in the game. Rolando Lamb led VCU with 21 points and Calvin Duncan added 18, while was led by Mark Davis with 23 and Kenny Gattison with 21 points. ODU shot .627 (37-59) from the floor, while VCU shot .588 (30-51) from the field, Both teams advance to the NCAA.

#### **March 18, 1993 • ODU 74-68 • NIT first round**

The two teams had met earlier in the season with ODU winning. ODU led most of the game and took an 11-point lead with 8:55 left at 63-52. The Rams fought back to cut the lead to two (68-66 with 1:39 left). Keith Jackson and Odell Hodge both hit two Free throws each in the final 26 seconds and ODU held on to a 74-68 win. VCU was in the Metro and ODU was in the CAA. Sherron Mills led VCU with 24 points and 14 rebounds, while Keith Jackson scored 26 and Odell Hodge 16 points with 10 boards.

#### **Feb. 1, 2003 • VCU 72, ODU 69 • Constant Center**

In front of a sellout crowd of 8418. ODU bolted out to a lead of as many as 13 (31-18) with 3:04 left in the first half, but VCU cut it to four at halftime, 33-29. In the second half VCU led by as many as 12, 66-54 with 5:53 left, but the Monarchs rallied and tied the game with 1:38 left at 67. Ricardo Marsh answered with a basket with 44 seconds left to make it 70-69 VCU. After a VCU miss, Ricardo Marsh came down and was called for a charge with 3 seconds left. Willie Taylor then scored as time ran out for a 72-69 victory for the Rams. Marsh led ODU with 28 points, while Dominic Jones led VCU with 19 points and 9 rebounds.

#### **Jan. 21, 2004 • VCU 75, ODU 67 • Constant Center**

The Monarchs fell to VCU, 75-67 decision at the Ted Constant Convocation Center. Alex Loughton (Perth, Australia) led Monarch scorers with 17 points, and added 11 rebounds for a double-double.

The first half was marked by nine lead changes, and neither team was able to grab higher than a four-point lead. Alex Loughton's jumper to gave the Monarchs the 20-17 lead by the 7:49 mark, and held a 25-21 lead-- off a Hunter three-pointer--by the 6:51 mark. Down 33-32 with 1:41 remaining, Valdas Vasylius (Klaipeda, Lithuania) connected on a jumper to give the Monarchs the 34-33 halftime lead.

Isaiah Hunter scored the first points of the second half, as he dunked the ball to give the Monarchs the 36-33 lead with 19:28 left in the game. By the 18:06 mark, ODU was leading 40-35 after Alex Loughton connected on a jumper, but a Troy Godwin jumper and a made free throw cut the lead down to two points, 40-38, with 17:54 remaining. The lead was back up to five, 45-40, by the 16:05 mark, as Loughton was good on a lay-up attempt, but a subsequent dunk by Troy Godwin and a jumper by Jesse Pellot-Rosa cut the advantage down to just one point, 45-44, with 15:16 left in the game. With 14:34 left, the Monarchs once again pulled out to a five-point lead, 49-44, and by the 10:41 mark, ODU took their largest lead of the game, 56-50, off an Alex Loughton lay-up and a John Waller three-pointer. VCU then went on a 8-0 run to grab a 58-56 lead with 8:18 left in the game. VCU was led by Derrick Reid's three points and Michael Doles' five points in the run. Loughton tied the game up at 58 with a layup, but with 2:54 left in the game, VCU took their largest lead of the game to that point, five points, 66-61, with Domonic Jones capping off the 8-3 Rams run. Loughton tied the game up at 58 with a layup, but with 2:54 left in the game, VCU took their largest lead of the game to that point, five points, 66-61, with Domonic Jones capping off the 8-3 Rams run.



# 2012-2013 MONARCH BASKETBALL

## OLD DOMINION UNIVERSITY

### MEMORABLE GAMES FROM THE ODU-VCU SERIES

The Monarchs came back to within two points of VCU, 66-64, with just over a minute left in the game, but ODU was unable to get any closer as Michael Doles drained a three-pointer with 33 seconds left in the game. Six Rams' free-throws closed out a hard-fought game, with VCU winning 75-67.

#### **March 7, 2005 • ODU 73, VCU 66 (overtime) • CAA Final • Richmond Coliseum**

CAA Player of the Year Alex Loughton scored six of his 28 points in overtime and ODU hit 12 of 13 free throws in the extra period for the win. VCU trailed by 11 several times early in the second half, but fought back with a 14-2 run to take a 40-39 lead with 11:51 remaining. ODU came back as the lead changed hands eight more times in the final 2:30 minutes of regulation.

#### **Feb. 17, 2008 • ODU 67, VCU 66 • Siegel Center**

Seniors Brian Henderson and Brandon Johnson accounted for ODU's final eight points in the last 1:59 of the game to lead ODU to a come-from-behind, 67-66 victory over CAA archrival VCU Saturday night on ESPN2. This was the Monarchs first ever win in the Siegel Center and third straight win overall.

VCU took a six point lead (63-57) with 2:10 left in the game as it looked like the Rams were going to beat ODU for the ninth straight time in the city of Richmond. But the ODU seniors had a different idea. Brandon Johnson gets a steal and is fouled. Johnson calmly hits both to put ODU up, 64-63 with 1:05 left. After another VCU turnover, Brian Henderson nails another trey to give the Monarchs a 67-63 lead with just 16 seconds left. VCU's Jamal Shuler hits a three to cut the lead to one at 67-66. VCU fouled freshman Darius James and he missed both free throws with seven seconds left. Maynor tries to take it to the basket, but is stripped by Brandon Johnson (The CAA Defender of the Year).

#### **March 7, 2010 • ODU 73, VCU 69 (overtime) • CAA Semi-Finals**

Old Dominion overcame a 12-point second half deficit and senior Gerald Lee scored a career-high tying 26 points in a thrilling 73-69 overtime win against VCU in the semifinals of the 2010 Virginia 529 College Savings Plan CAA Men's Basketball Championships Sunday afternoon. The game was played in front of a sell-out crowd of 11,200 fans at the Richmond Coliseum. VCU led 52-40, but Marsharee Neely's put-back with 2:46 left capped the Monarchs rally to tie the game at 60-60, then Gerald Lee tied it again to send the contest to overtime at 62. In the overtime a Bazemore steal gave the Monarchs its first lead, 68-60 and ODU hung on from their for the win.

#### **Mar. 7, 2011 – ODU 70, VCU 65- Richmond Coliseum-CAA Championship Game**

Frank Hassell scored 22 points and grabbed nine rebounds and Old Dominion withstood a furious second-half rally by VCU and defended its Colonial Athletic Association tournament title with a 70-65 victory. The victory was ODU's sixth overall CAA Tournament crown, two more than any other school in the league and the first back-to-back champion since UNC Wilmington did it in 2002 and 2003. A sellout crowd of 11,200 were in attendance at the Richmond Coliseum.

Kent Bazemore added 14 points as the Monarchs (27-6) won their ninth straight and 13 of the last 14 to claim the league's automatic NCAA tournament berth. The Rams (23-11) trailed by 18 in the second half, but got within 55-54 with 4:26 left before the Monarchs scored on consecutive possessions, rebuilding the lead to five, and hung on. Bradford Burgess led VCU with 19 points. As Ben Finney stepped to the line with 15.3 seconds left and his team ahead 69-62, the contingent of Monarchs fans chanted "O-D-U! O-D-U!" to celebrate the Monarchs' league-best sixth tournament title.



# 2011-12 BOX SCORES

November 9, 2012 Constant Center * Norfolk, VA	November 10, 2012 Constant Center * Norfolk, VA	November 11, 2012 Constant Center * Norfolk, VA	November 17, 2012 Wolstein Center * Cleveland, OH																																																																																																																																																																																																																																																																																																																																																										
<b>HOLY CROSS</b> ..... 46 <b>OLD DOMINION</b> ..... 45	<b>MORGAN STATE</b> ..... 61 <b>OLD DOMINION</b> ..... 72	<b>UTSA</b> ..... 79 <b>OLD DOMINION</b> ..... 70	<b>OLD DOMINION</b> ..... 67 <b>CSU</b> ..... 55																																																																																																																																																																																																																																																																																																																																																										
<b>HOLY CROSS</b> <table border="1" style="width: 100%; border-collapse: collapse;"> <thead> <tr> <th>MIN</th> <th>FG</th> <th>FT</th> <th>Reb</th> <th>A</th> <th>TP</th> </tr> </thead> <tbody> <tr><td>Dudzinski</td><td>30</td><td>3-12</td><td>0-0</td><td>6</td><td>0</td><td>6</td></tr> <tr><td>Beans</td><td>31</td><td>2-8</td><td>0-1</td><td>4</td><td>0</td><td>6</td></tr> <tr><td>Burrell</td><td>29</td><td>6-13</td><td>0-1</td><td>6</td><td>1</td><td>15</td></tr> <tr><td>Miller</td><td>28</td><td>1-3</td><td>0-0</td><td>3</td><td>4</td><td>3</td></tr> <tr><td>Stevens</td><td>34</td><td>0-8</td><td>0-0</td><td>4</td><td>3</td><td>0</td></tr> <tr><td>Goens</td><td>10</td><td>0-1</td><td>0-0</td><td>1</td><td>3</td><td>0</td></tr> <tr><td>Hamilton</td><td>28</td><td>4-9</td><td>5-7</td><td>4</td><td>1</td><td>15</td></tr> <tr><td>Morgan</td><td>3</td><td>0-0</td><td>0-0</td><td>1</td><td>0</td><td>0</td></tr> <tr><td>Baker</td><td>7</td><td>0-0</td><td>1-2</td><td>1</td><td>0</td><td>1</td></tr> <tr><td>Team</td><td></td><td></td><td></td><td></td><td></td><td></td></tr> <tr><td><b>Totals</b></td><td><b>200</b></td><td><b>16-54</b></td><td><b>6-11</b></td><td><b>30</b></td><td><b>12</b></td><td><b>46</b></td></tr> </tbody> </table> <p>Percentages: FG- 29% FT- 54% 3FG- 33% (Beans 2-5, Burrell 3-7, Miller 1-1, Stevens 0-5, Hamilton 2-6) Turnovers - 12 (Dudzinski 5, Beans 3, Burrell 1, Miller 1, Stevens 1, Morgan 1) Steals - 5 (Dudzinski 1, Beans 2, Stevens 1, Baker 1) Blocks - 2 (Beans 1, Baker 1)</p>	MIN	FG	FT	Reb	A	TP	Dudzinski	30	3-12	0-0	6	0	6	Beans	31	2-8	0-1	4	0	6	Burrell	29	6-13	0-1	6	1	15	Miller	28	1-3	0-0	3	4	3	Stevens	34	0-8	0-0	4	3	0	Goens	10	0-1	0-0	1	3	0	Hamilton	28	4-9	5-7	4	1	15	Morgan	3	0-0	0-0	1	0	0	Baker	7	0-0	1-2	1	0	1	Team							<b>Totals</b>	<b>200</b>	<b>16-54</b>	<b>6-11</b>	<b>30</b>	<b>12</b>	<b>46</b>	<b>MORGAN STATE</b> <table border="1" style="width: 100%; border-collapse: collapse;"> <thead> <tr> <th>MIN</th> <th>FG</th> <th>FT</th> <th>Reb</th> <th>A</th> <th>TP</th> </tr> </thead> <tbody> <tr><td>Heath</td><td>12</td><td>1-1</td><td>0-0</td><td>3</td><td>0</td><td>2</td></tr> <tr><td>Jackson</td><td>20</td><td>5-10</td><td>1-5</td><td>5</td><td>1</td><td>13</td></tr> <tr><td>Chiles</td><td>31</td><td>3-9</td><td>0-1</td><td>5</td><td>1</td><td>6</td></tr> <tr><td>Hubbard</td><td>36</td><td>6-11</td><td>0-0</td><td>5</td><td>2</td><td>13</td></tr> <tr><td>Bozeman</td><td>30</td><td>2-8</td><td>0-0</td><td>2</td><td>5</td><td>6</td></tr> <tr><td>Pretlow</td><td>3</td><td>0-0</td><td>0-0</td><td>0</td><td>2</td><td>0</td></tr> <tr><td>Black</td><td>31</td><td>6-11</td><td>4-9</td><td>5</td><td>3</td><td>16</td></tr> <tr><td>Bailey</td><td>5</td><td>0-0</td><td>0-0</td><td>2</td><td>0</td><td>0</td></tr> <tr><td>Simpson</td><td>3</td><td>1-3</td><td>0-0</td><td>1</td><td>0</td><td>3</td></tr> <tr><td>Blossom</td><td>5</td><td>0-1</td><td>0-0</td><td>1</td><td>0</td><td>0</td></tr> <tr><td>Duncan</td><td>24</td><td>1-4</td><td>0-2</td><td>4</td><td>1</td><td>2</td></tr> <tr><td>Team</td><td></td><td></td><td></td><td></td><td></td><td></td></tr> <tr><td><b>Totals</b></td><td><b>200</b></td><td><b>25-58</b></td><td><b>5-17</b></td><td><b>36</b></td><td><b>15</b></td><td><b>61</b></td></tr> </tbody> </table> <p>Percentages: FG- 43% FT- 29% 3FG- 30% (Jackson 2-5, Hubbard 1-4, Bozeman 2-16, Black 0-2, Simpson 1-3) Turnovers - 15 (Heath 1, Jackson 3, Chiles 2, Hubbard 3, Bozeman 1, Pretlow 2, Black 2, Duncan 1) Steals - 5 (Jackson 1, Hubbard 1, Bozeman 1, Black 2) Blocks - 4 (Chiles 1, Simpson 1, Duncan 2)</p>	MIN	FG	FT	Reb	A	TP	Heath	12	1-1	0-0	3	0	2	Jackson	20	5-10	1-5	5	1	13	Chiles	31	3-9	0-1	5	1	6	Hubbard	36	6-11	0-0	5	2	13	Bozeman	30	2-8	0-0	2	5	6	Pretlow	3	0-0	0-0	0	2	0	Black	31	6-11	4-9	5	3	16	Bailey	5	0-0	0-0	2	0	0	Simpson	3	1-3	0-0	1	0	3	Blossom	5	0-1	0-0	1	0	0	Duncan	24	1-4	0-2	4	1	2	Team							<b>Totals</b>	<b>200</b>	<b>25-58</b>	<b>5-17</b>	<b>36</b>	<b>15</b>	<b>61</b>	<b>UTSA</b> <table border="1" style="width: 100%; border-collapse: collapse;"> <thead> <tr> <th>MIN</th> <th>FG</th> <th>FT</th> <th>Reb</th> <th>A</th> <th>TP</th> </tr> </thead> <tbody> <tr><td>Hill</td><td>38</td><td>6-12</td><td>0-0</td><td>9</td><td>3</td><td>14</td></tr> <tr><td>Sims</td><td>33</td><td>3-7</td><td>0-2</td><td>5</td><td>0</td><td>9</td></tr> <tr><td>Wilkins</td><td>23</td><td>1-1</td><td>2-2</td><td>2</td><td>2</td><td>4</td></tr> <tr><td>Hale III</td><td>28</td><td>10-14</td><td>5-6</td><td>3</td><td>3</td><td>29</td></tr> <tr><td>Burrage</td><td>36</td><td>6-15</td><td>5-6</td><td>6</td><td>3</td><td>20</td></tr> <tr><td>Price</td><td>11</td><td>0-1</td><td>0-0</td><td>0</td><td>1</td><td>0</td></tr> <tr><td>Thomas</td><td>13</td><td>0-1</td><td>1-2</td><td>3</td><td>0</td><td>1</td></tr> <tr><td>McGregor</td><td>16</td><td>1-2</td><td>0-0</td><td>2</td><td>2</td><td>1</td></tr> <tr><td>Wood</td><td>2</td><td>0-1</td><td>0-0</td><td>1</td><td>0</td><td>0</td></tr> <tr><td>Team</td><td></td><td></td><td></td><td></td><td></td><td></td></tr> <tr><td><b>Totals</b></td><td><b>200</b></td><td><b>27-54</b></td><td><b>13-18</b></td><td><b>34</b></td><td><b>14</b></td><td><b>79</b></td></tr> </tbody> </table> <p>Percentages: FG- 50% FT- 72% 3FG- 42% (Hill 2-3, Sims 3-6, Hale III 4-7, Burrage 3-7, Price 0-1, Thomas 0-1, Wood 0-1) Turnovers - 18 (Hill 6, Sims 2, Wilkins 1, Burrage 3, Thomas 2, McGregor 2, Wood 1) Steals - 2 (Sims 1, Hale III 1) Blocks - 1 (Hill 2)</p>	MIN	FG	FT	Reb	A	TP	Hill	38	6-12	0-0	9	3	14	Sims	33	3-7	0-2	5	0	9	Wilkins	23	1-1	2-2	2	2	4	Hale III	28	10-14	5-6	3	3	29	Burrage	36	6-15	5-6	6	3	20	Price	11	0-1	0-0	0	1	0	Thomas	13	0-1	1-2	3	0	1	McGregor	16	1-2	0-0	2	2	1	Wood	2	0-1	0-0	1	0	0	Team							<b>Totals</b>	<b>200</b>	<b>27-54</b>	<b>13-18</b>	<b>34</b>	<b>14</b>	<b>79</b>	<b>OLD DOMINION</b> <table border="1" style="width: 100%; border-collapse: collapse;"> <thead> <tr> <th>MIN</th> <th>FG</th> <th>FT</th> <th>Reb</th> <th>A</th> <th>TP</th> </tr> </thead> <tbody> <tr><td>Wright</td><td>27</td><td>2-7</td><td>2-2</td><td>6</td><td>1</td><td>7</td></tr> <tr><td>Painter</td><td>17</td><td>2-7</td><td>2-4</td><td>4</td><td>0</td><td>6</td></tr> <tr><td>Palmore</td><td>29</td><td>3-9</td><td>3-3</td><td>7</td><td>5</td><td>9</td></tr> <tr><td>Clark</td><td>21</td><td>1-5</td><td>0-0</td><td>1</td><td>1</td><td>2</td></tr> <tr><td>Hill</td><td>27</td><td>1-6</td><td>8-10</td><td>7</td><td>1</td><td>10</td></tr> <tr><td>Bacote</td><td>21</td><td>5-7</td><td>3-6</td><td>1</td><td>2</td><td>15</td></tr> <tr><td>Batten</td><td>24</td><td>4-13</td><td>1-1</td><td>3</td><td>1</td><td>11</td></tr> <tr><td>Ross</td><td>19</td><td>5-9</td><td>0-0</td><td>6</td><td>0</td><td>4</td></tr> <tr><td>Larsen</td><td>13</td><td>0-2</td><td>0-0</td><td>2</td><td>0</td><td>0</td></tr> <tr><td>Team</td><td></td><td></td><td></td><td></td><td></td><td></td></tr> <tr><td><b>Totals</b></td><td><b>200</b></td><td><b>23-65</b></td><td><b>19-26</b></td><td><b>43</b></td><td><b>11</b></td><td><b>70</b></td></tr> </tbody> </table> <p>Percentages: FG- 35% FT- 73% 3FG- 29% (Wright 1-3, Clark 0-3, Hill 0-1, Bacote 2-3, Batten 2-7) Turnovers - 14 (Painter 2, Palmore 3, Hill 2, Bacote 3, Batten 2, Ross 2) Steals - 7 (Palmore 2, Hill 3, Bacote 1, Ross 1) Blocks - 3 (Wright 2, Clark 1)</p>	MIN	FG	FT	Reb	A	TP	Wright	27	2-7	2-2	6	1	7	Painter	17	2-7	2-4	4	0	6	Palmore	29	3-9	3-3	7	5	9	Clark	21	1-5	0-0	1	1	2	Hill	27	1-6	8-10	7	1	10	Bacote	21	5-7	3-6	1	2	15	Batten	24	4-13	1-1	3	1	11	Ross	19	5-9	0-0	6	0	4	Larsen	13	0-2	0-0	2	0	0	Team							<b>Totals</b>	<b>200</b>	<b>23-65</b>	<b>19-26</b>	<b>43</b>	<b>11</b>	<b>70</b>
MIN	FG	FT	Reb	A	TP																																																																																																																																																																																																																																																																																																																																																								
Dudzinski	30	3-12	0-0	6	0	6																																																																																																																																																																																																																																																																																																																																																							
Beans	31	2-8	0-1	4	0	6																																																																																																																																																																																																																																																																																																																																																							
Burrell	29	6-13	0-1	6	1	15																																																																																																																																																																																																																																																																																																																																																							
Miller	28	1-3	0-0	3	4	3																																																																																																																																																																																																																																																																																																																																																							
Stevens	34	0-8	0-0	4	3	0																																																																																																																																																																																																																																																																																																																																																							
Goens	10	0-1	0-0	1	3	0																																																																																																																																																																																																																																																																																																																																																							
Hamilton	28	4-9	5-7	4	1	15																																																																																																																																																																																																																																																																																																																																																							
Morgan	3	0-0	0-0	1	0	0																																																																																																																																																																																																																																																																																																																																																							
Baker	7	0-0	1-2	1	0	1																																																																																																																																																																																																																																																																																																																																																							
Team																																																																																																																																																																																																																																																																																																																																																													
<b>Totals</b>	<b>200</b>	<b>16-54</b>	<b>6-11</b>	<b>30</b>	<b>12</b>	<b>46</b>																																																																																																																																																																																																																																																																																																																																																							
MIN	FG	FT	Reb	A	TP																																																																																																																																																																																																																																																																																																																																																								
Heath	12	1-1	0-0	3	0	2																																																																																																																																																																																																																																																																																																																																																							
Jackson	20	5-10	1-5	5	1	13																																																																																																																																																																																																																																																																																																																																																							
Chiles	31	3-9	0-1	5	1	6																																																																																																																																																																																																																																																																																																																																																							
Hubbard	36	6-11	0-0	5	2	13																																																																																																																																																																																																																																																																																																																																																							
Bozeman	30	2-8	0-0	2	5	6																																																																																																																																																																																																																																																																																																																																																							
Pretlow	3	0-0	0-0	0	2	0																																																																																																																																																																																																																																																																																																																																																							
Black	31	6-11	4-9	5	3	16																																																																																																																																																																																																																																																																																																																																																							
Bailey	5	0-0	0-0	2	0	0																																																																																																																																																																																																																																																																																																																																																							
Simpson	3	1-3	0-0	1	0	3																																																																																																																																																																																																																																																																																																																																																							
Blossom	5	0-1	0-0	1	0	0																																																																																																																																																																																																																																																																																																																																																							
Duncan	24	1-4	0-2	4	1	2																																																																																																																																																																																																																																																																																																																																																							
Team																																																																																																																																																																																																																																																																																																																																																													
<b>Totals</b>	<b>200</b>	<b>25-58</b>	<b>5-17</b>	<b>36</b>	<b>15</b>	<b>61</b>																																																																																																																																																																																																																																																																																																																																																							
MIN	FG	FT	Reb	A	TP																																																																																																																																																																																																																																																																																																																																																								
Hill	38	6-12	0-0	9	3	14																																																																																																																																																																																																																																																																																																																																																							
Sims	33	3-7	0-2	5	0	9																																																																																																																																																																																																																																																																																																																																																							
Wilkins	23	1-1	2-2	2	2	4																																																																																																																																																																																																																																																																																																																																																							
Hale III	28	10-14	5-6	3	3	29																																																																																																																																																																																																																																																																																																																																																							
Burrage	36	6-15	5-6	6	3	20																																																																																																																																																																																																																																																																																																																																																							
Price	11	0-1	0-0	0	1	0																																																																																																																																																																																																																																																																																																																																																							
Thomas	13	0-1	1-2	3	0	1																																																																																																																																																																																																																																																																																																																																																							
McGregor	16	1-2	0-0	2	2	1																																																																																																																																																																																																																																																																																																																																																							
Wood	2	0-1	0-0	1	0	0																																																																																																																																																																																																																																																																																																																																																							
Team																																																																																																																																																																																																																																																																																																																																																													
<b>Totals</b>	<b>200</b>	<b>27-54</b>	<b>13-18</b>	<b>34</b>	<b>14</b>	<b>79</b>																																																																																																																																																																																																																																																																																																																																																							
MIN	FG	FT	Reb	A	TP																																																																																																																																																																																																																																																																																																																																																								
Wright	27	2-7	2-2	6	1	7																																																																																																																																																																																																																																																																																																																																																							
Painter	17	2-7	2-4	4	0	6																																																																																																																																																																																																																																																																																																																																																							
Palmore	29	3-9	3-3	7	5	9																																																																																																																																																																																																																																																																																																																																																							
Clark	21	1-5	0-0	1	1	2																																																																																																																																																																																																																																																																																																																																																							
Hill	27	1-6	8-10	7	1	10																																																																																																																																																																																																																																																																																																																																																							
Bacote	21	5-7	3-6	1	2	15																																																																																																																																																																																																																																																																																																																																																							
Batten	24	4-13	1-1	3	1	11																																																																																																																																																																																																																																																																																																																																																							
Ross	19	5-9	0-0	6	0	4																																																																																																																																																																																																																																																																																																																																																							
Larsen	13	0-2	0-0	2	0	0																																																																																																																																																																																																																																																																																																																																																							
Team																																																																																																																																																																																																																																																																																																																																																													
<b>Totals</b>	<b>200</b>	<b>23-65</b>	<b>19-26</b>	<b>43</b>	<b>11</b>	<b>70</b>																																																																																																																																																																																																																																																																																																																																																							
<b>OLD DOMINION</b> <table border="1" style="width: 100%; border-collapse: collapse;"> <thead> <tr> <th>Min</th> <th>M-A</th> <th>M-A</th> <th>Reb</th> <th>A</th> <th>TP</th> </tr> </thead> <tbody> <tr><td>Wright</td><td>33</td><td>1-4</td><td>0-0</td><td>6</td><td>1</td><td>2</td></tr> <tr><td>Painter</td><td>32</td><td>5-12</td><td>2-2</td><td>8</td><td>0</td><td>12</td></tr> <tr><td>Bacote</td><td>33</td><td>1-4</td><td>1-4</td><td>6</td><td>1</td><td>3</td></tr> <tr><td>Palmore</td><td>23</td><td>4-6</td><td>1-3</td><td>9</td><td>3</td><td>9</td></tr> <tr><td>Hill</td><td>28</td><td>2-7</td><td>3-5</td><td>4</td><td>0</td><td>7</td></tr> <tr><td>Batten</td><td>23</td><td>2-7</td><td>2-4</td><td>6</td><td>1</td><td>6</td></tr> <tr><td>Clark</td><td>14</td><td>1-3</td><td>0-0</td><td>1</td><td>0</td><td>2</td></tr> <tr><td>Ross</td><td>8</td><td>2-2</td><td>0-0</td><td>1</td><td>0</td><td>4</td></tr> <tr><td>Larsen</td><td>8</td><td>0-1</td><td>0-0</td><td>0</td><td>0</td><td>0</td></tr> <tr><td>Team</td><td></td><td></td><td></td><td></td><td></td><td></td></tr> <tr><td><b>Totals</b></td><td><b>200</b></td><td><b>18-46</b></td><td><b>9-18</b></td><td><b>43</b></td><td><b>6</b></td><td><b>45</b></td></tr> </tbody> </table> <p>Percentages: FG- 39% FT- 50% 3FG- 0% (Wright 0-2, Bacote 0-3, Hill 0-1, Batten 0-4, Clark 0-2, Larsen 0-1) Turnovers - 17 (Wright 2, Painter 2, Bacote 4, Palmore 1, Hill 3, Batten 3, Clark 1, Ross 1) Steals - 3 (Bacote 1, Palmore 2) Blocks - 7 (Wright 1, Painter 1, Hill 3, Larsen 2)</p>	Min	M-A	M-A	Reb	A	TP	Wright	33	1-4	0-0	6	1	2	Painter	32	5-12	2-2	8	0	12	Bacote	33	1-4	1-4	6	1	3	Palmore	23	4-6	1-3	9	3	9	Hill	28	2-7	3-5	4	0	7	Batten	23	2-7	2-4	6	1	6	Clark	14	1-3	0-0	1	0	2	Ross	8	2-2	0-0	1	0	4	Larsen	8	0-1	0-0	0	0	0	Team							<b>Totals</b>	<b>200</b>	<b>18-46</b>	<b>9-18</b>	<b>43</b>	<b>6</b>	<b>45</b>	<b>OLD DOMINION</b> <table border="1" style="width: 100%; border-collapse: collapse;"> <thead> <tr> <th>Min</th> <th>M-A</th> <th>M-A</th> <th>Reb</th> <th>A</th> <th>TP</th> </tr> </thead> <tbody> <tr><td>Wright</td><td>27</td><td>3-7</td><td>5-7</td><td>5</td><td>1</td><td>12</td></tr> <tr><td>Painter</td><td>29</td><td>5-11</td><td>0-1</td><td>8</td><td>1</td><td>12</td></tr> <tr><td>Bacote</td><td>25</td><td>4-7</td><td>0-0</td><td>0</td><td>4</td><td>10</td></tr> <tr><td>Palmore</td><td>34</td><td>3-6</td><td>6-8</td><td>7</td><td>4</td><td>12</td></tr> <tr><td>Hill</td><td>33</td><td>3-8</td><td>3-6</td><td>3</td><td>1</td><td>10</td></tr> <tr><td>Batten</td><td>21</td><td>3-8</td><td>3-6</td><td>5</td><td>1</td><td>10</td></tr> <tr><td>Clark</td><td>8</td><td>1-1</td><td>0-0</td><td>1</td><td>2</td><td>2</td></tr> <tr><td>Ross</td><td>15</td><td>2-4</td><td>0-0</td><td>3</td><td>0</td><td>4</td></tr> <tr><td>Larsen</td><td>8</td><td>0-2</td><td>0-0</td><td>3</td><td>0</td><td>0</td></tr> <tr><td>Team</td><td></td><td></td><td></td><td></td><td></td><td></td></tr> <tr><td><b>Totals</b></td><td><b>200</b></td><td><b>25-54</b></td><td><b>17-28</b></td><td><b>38</b></td><td><b>14</b></td><td><b>72</b></td></tr> </tbody> </table> <p>Percentages: FG- 46% FT- 67% 3FG- 31% (Wright 1-3, Painter 0-1, Bacote 2-4, Hill 1-3, Batten 1-4, Larsen 0-1) Turnovers - 11 (Wright 1, Painter 2, Bacote 1, Palmore 3, Ross 2, Larsen 1) Steals - 9 (Wright 1, Palmore 4, Hill 2, Batten 2) Blocks - 3 (Wright 1, Painter 1, Hill 1)</p>	Min	M-A	M-A	Reb	A	TP	Wright	27	3-7	5-7	5	1	12	Painter	29	5-11	0-1	8	1	12	Bacote	25	4-7	0-0	0	4	10	Palmore	34	3-6	6-8	7	4	12	Hill	33	3-8	3-6	3	1	10	Batten	21	3-8	3-6	5	1	10	Clark	8	1-1	0-0	1	2	2	Ross	15	2-4	0-0	3	0	4	Larsen	8	0-2	0-0	3	0	0	Team							<b>Totals</b>	<b>200</b>	<b>25-54</b>	<b>17-28</b>	<b>38</b>	<b>14</b>	<b>72</b>	<b>OLD DOMINION</b> <table border="1" style="width: 100%; border-collapse: collapse;"> <thead> <tr> <th>Min</th> <th>M-A</th> <th>M-A</th> <th>Reb</th> <th>A</th> <th>TP</th> </tr> </thead> <tbody> <tr><td>Wright</td><td>29</td><td>2-7</td><td>2-2</td><td>6</td><td>1</td><td>7</td></tr> <tr><td>Painter</td><td>17</td><td>2-7</td><td>2-4</td><td>4</td><td>0</td><td>6</td></tr> <tr><td>Palmore</td><td>29</td><td>3-9</td><td>3-3</td><td>7</td><td>5</td><td>9</td></tr> <tr><td>Clark</td><td>21</td><td>1-5</td><td>0-0</td><td>1</td><td>1</td><td>2</td></tr> <tr><td>Hill</td><td>27</td><td>1-6</td><td>8-10</td><td>7</td><td>1</td><td>10</td></tr> <tr><td>Bacote</td><td>21</td><td>5-7</td><td>3-6</td><td>1</td><td>2</td><td>15</td></tr> <tr><td>Batten</td><td>24</td><td>4-13</td><td>1-1</td><td>3</td><td>1</td><td>11</td></tr> <tr><td>Ross</td><td>19</td><td>5-9</td><td>0-0</td><td>6</td><td>0</td><td>4</td></tr> <tr><td>Larsen</td><td>13</td><td>0-2</td><td>0-0</td><td>2</td><td>0</td><td>0</td></tr> <tr><td>Team</td><td></td><td></td><td></td><td></td><td></td><td></td></tr> <tr><td><b>Totals</b></td><td><b>200</b></td><td><b>23-65</b></td><td><b>19-26</b></td><td><b>43</b></td><td><b>11</b></td><td><b>70</b></td></tr> </tbody> </table> <p>Percentages: FG- 35% FT- 73% 3FG- 29% (Wright 1-3, Clark 0-3, Hill 0-1, Bacote 2-3, Batten 2-7) Turnovers - 14 (Painter 2, Palmore 3, Hill 2, Bacote 3, Batten 2, Ross 2) Steals - 7 (Palmore 2, Hill 3, Bacote 1, Ross 1) Blocks - 3 (Wright 2, Clark 1)</p>	Min	M-A	M-A	Reb	A	TP	Wright	29	2-7	2-2	6	1	7	Painter	17	2-7	2-4	4	0	6	Palmore	29	3-9	3-3	7	5	9	Clark	21	1-5	0-0	1	1	2	Hill	27	1-6	8-10	7	1	10	Bacote	21	5-7	3-6	1	2	15	Batten	24	4-13	1-1	3	1	11	Ross	19	5-9	0-0	6	0	4	Larsen	13	0-2	0-0	2	0	0	Team							<b>Totals</b>	<b>200</b>	<b>23-65</b>	<b>19-26</b>	<b>43</b>	<b>11</b>	<b>70</b>																																																																																																		
Min	M-A	M-A	Reb	A	TP																																																																																																																																																																																																																																																																																																																																																								
Wright	33	1-4	0-0	6	1	2																																																																																																																																																																																																																																																																																																																																																							
Painter	32	5-12	2-2	8	0	12																																																																																																																																																																																																																																																																																																																																																							
Bacote	33	1-4	1-4	6	1	3																																																																																																																																																																																																																																																																																																																																																							
Palmore	23	4-6	1-3	9	3	9																																																																																																																																																																																																																																																																																																																																																							
Hill	28	2-7	3-5	4	0	7																																																																																																																																																																																																																																																																																																																																																							
Batten	23	2-7	2-4	6	1	6																																																																																																																																																																																																																																																																																																																																																							
Clark	14	1-3	0-0	1	0	2																																																																																																																																																																																																																																																																																																																																																							
Ross	8	2-2	0-0	1	0	4																																																																																																																																																																																																																																																																																																																																																							
Larsen	8	0-1	0-0	0	0	0																																																																																																																																																																																																																																																																																																																																																							
Team																																																																																																																																																																																																																																																																																																																																																													
<b>Totals</b>	<b>200</b>	<b>18-46</b>	<b>9-18</b>	<b>43</b>	<b>6</b>	<b>45</b>																																																																																																																																																																																																																																																																																																																																																							
Min	M-A	M-A	Reb	A	TP																																																																																																																																																																																																																																																																																																																																																								
Wright	27	3-7	5-7	5	1	12																																																																																																																																																																																																																																																																																																																																																							
Painter	29	5-11	0-1	8	1	12																																																																																																																																																																																																																																																																																																																																																							
Bacote	25	4-7	0-0	0	4	10																																																																																																																																																																																																																																																																																																																																																							
Palmore	34	3-6	6-8	7	4	12																																																																																																																																																																																																																																																																																																																																																							
Hill	33	3-8	3-6	3	1	10																																																																																																																																																																																																																																																																																																																																																							
Batten	21	3-8	3-6	5	1	10																																																																																																																																																																																																																																																																																																																																																							
Clark	8	1-1	0-0	1	2	2																																																																																																																																																																																																																																																																																																																																																							
Ross	15	2-4	0-0	3	0	4																																																																																																																																																																																																																																																																																																																																																							
Larsen	8	0-2	0-0	3	0	0																																																																																																																																																																																																																																																																																																																																																							
Team																																																																																																																																																																																																																																																																																																																																																													
<b>Totals</b>	<b>200</b>	<b>25-54</b>	<b>17-28</b>	<b>38</b>	<b>14</b>	<b>72</b>																																																																																																																																																																																																																																																																																																																																																							
Min	M-A	M-A	Reb	A	TP																																																																																																																																																																																																																																																																																																																																																								
Wright	29	2-7	2-2	6	1	7																																																																																																																																																																																																																																																																																																																																																							
Painter	17	2-7	2-4	4	0	6																																																																																																																																																																																																																																																																																																																																																							
Palmore	29	3-9	3-3	7	5	9																																																																																																																																																																																																																																																																																																																																																							
Clark	21	1-5	0-0	1	1	2																																																																																																																																																																																																																																																																																																																																																							
Hill	27	1-6	8-10	7	1	10																																																																																																																																																																																																																																																																																																																																																							
Bacote	21	5-7	3-6	1	2	15																																																																																																																																																																																																																																																																																																																																																							
Batten	24	4-13	1-1	3	1	11																																																																																																																																																																																																																																																																																																																																																							
Ross	19	5-9	0-0	6	0	4																																																																																																																																																																																																																																																																																																																																																							
Larsen	13	0-2	0-0	2	0	0																																																																																																																																																																																																																																																																																																																																																							
Team																																																																																																																																																																																																																																																																																																																																																													
<b>Totals</b>	<b>200</b>	<b>23-65</b>	<b>19-26</b>	<b>43</b>	<b>11</b>	<b>70</b>																																																																																																																																																																																																																																																																																																																																																							
<b>Holy Cross</b> <table border="1" style="width: 100%; border-collapse: collapse;"> <thead> <tr> <th>Min</th> <th>M-A</th> <th>M-A</th> <th>Reb</th> <th>A</th> <th>TP</th> </tr> </thead> <tbody> <tr><td>Wright</td><td>22</td><td>2-4</td><td>4-6</td><td></td><td></td><td></td></tr> <tr><td>ODU</td><td>18</td><td>2-7</td><td>4-5</td><td></td><td></td><td></td></tr> </tbody> </table>	Min	M-A	M-A	Reb	A	TP	Wright	22	2-4	4-6				ODU	18	2-7	4-5				<b>Morgan State</b> <table border="1" style="width: 100%; border-collapse: collapse;"> <thead> <tr> <th>Min</th> <th>M-A</th> <th>M-A</th> <th>Reb</th> <th>A</th> <th>TP</th> </tr> </thead> <tbody> <tr><td>Morgan State</td><td>27</td><td>3-4</td><td>6-1</td><td></td><td></td><td></td></tr> <tr><td>ODU</td><td>28</td><td>4-7</td><td>7-2</td><td></td><td></td><td></td></tr> </tbody> </table>	Min	M-A	M-A	Reb	A	TP	Morgan State	27	3-4	6-1				ODU	28	4-7	7-2				<b>UTSA</b> <table border="1" style="width: 100%; border-collapse: collapse;"> <thead> <tr> <th>Min</th> <th>M-A</th> <th>M-A</th> <th>Reb</th> <th>A</th> <th>TP</th> </tr> </thead> <tbody> <tr><td>UTSA</td><td>40</td><td>3-9</td><td>7-9</td><td></td><td></td><td></td></tr> <tr><td>ODU</td><td>37</td><td>3-3</td><td>7-0</td><td></td><td></td><td></td></tr> </tbody> </table>	Min	M-A	M-A	Reb	A	TP	UTSA	40	3-9	7-9				ODU	37	3-3	7-0				<b>OLD DOMINION</b> <table border="1" style="width: 100%; border-collapse: collapse;"> <thead> <tr> <th>Min</th> <th>M-A</th> <th>M-A</th> <th>Reb</th> <th>A</th> <th>TP</th> </tr> </thead> <tbody> <tr><td>CSU</td><td>30</td><td>2-5</td><td>5-5</td><td></td><td></td><td></td></tr> <tr><td>ODU</td><td>25</td><td>4-2</td><td>6-7</td><td></td><td></td><td></td></tr> </tbody> </table>	Min	M-A	M-A	Reb	A	TP	CSU	30	2-5	5-5				ODU	25	4-2	6-7																																																																																																																																																																																																																																																																													
Min	M-A	M-A	Reb	A	TP																																																																																																																																																																																																																																																																																																																																																								
Wright	22	2-4	4-6																																																																																																																																																																																																																																																																																																																																																										
ODU	18	2-7	4-5																																																																																																																																																																																																																																																																																																																																																										
Min	M-A	M-A	Reb	A	TP																																																																																																																																																																																																																																																																																																																																																								
Morgan State	27	3-4	6-1																																																																																																																																																																																																																																																																																																																																																										
ODU	28	4-7	7-2																																																																																																																																																																																																																																																																																																																																																										
Min	M-A	M-A	Reb	A	TP																																																																																																																																																																																																																																																																																																																																																								
UTSA	40	3-9	7-9																																																																																																																																																																																																																																																																																																																																																										
ODU	37	3-3	7-0																																																																																																																																																																																																																																																																																																																																																										
Min	M-A	M-A	Reb	A	TP																																																																																																																																																																																																																																																																																																																																																								
CSU	30	2-5	5-5																																																																																																																																																																																																																																																																																																																																																										
ODU	25	4-2	6-7																																																																																																																																																																																																																																																																																																																																																										
ATT: 7,283 Officials: Porterfield, Williams, & Goble	ATT: 6,993 Officials: Potter, Smith, & Dorsey	ATT: 6,233 Officials: Jones, Raspo, & Terry	ATT: 1,289 Officials: Bostic, Dawkins, & Humes																																																																																																																																																																																																																																																																																																																																																										
November 21, 2012 Constant Center * Norfolk, VA	November 24, 2012 CFSB Center * Murray, KY	December 1, 2012 Kaplan Arena * Williamsburg, VA	December 4, 2012 Constant Center * Norfolk, VA																																																																																																																																																																																																																																																																																																																																																										
<b>VMI</b> ..... 76 <b>OLD DOMINION</b> ..... 71	<b>OLD DOMINION</b> ..... 72 <b>MURRAY STATE</b> ..... 79	<b>OLD DOMINION</b> ..... 62 <b>WILLIAM &amp; MARY</b> ..... 71	<b>RICHMOND</b> ..... 80 <b>OLD DOMINION</b> ..... 53																																																																																																																																																																																																																																																																																																																																																										
<b>VMI</b> <table border="1" style="width: 100%; border-collapse: collapse;"> <thead> <tr> <th>MIN</th> <th>FG</th> <th>FT</th> <th>Reb</th> <th>A</th> <th>TP</th> </tr> </thead> <tbody> <tr><td>Okoye</td><td>30</td><td>9-18</td><td>3-5</td><td>7</td><td>3</td><td>22</td></tr> <tr><td>Gore</td><td>33</td><td>1-6</td><td>0-2</td><td>6</td><td>5</td><td>2</td></tr> <tr><td>Covington</td><td>37</td><td>4-10</td><td>5-7</td><td>10</td><td>1</td><td>13</td></tr> <tr><td>Glasgow</td><td>35</td><td>5-10</td><td>2-4</td><td>1</td><td>5</td><td>13</td></tr> <tr><td>Brown</td><td>16</td><td>2-2</td><td>0-0</td><td>1</td><td>1</td><td>5</td></tr> <tr><td>Stephenson</td><td>10</td><td>2-3</td><td>2-2</td><td>1</td><td>0</td><td>6</td></tr> <tr><td>Albritton</td><td>15</td><td>3-5</td><td>0-0</td><td>1</td><td>2</td><td>9</td></tr> <tr><td>Anglade</td><td>18</td><td>3-5</td><td>0-0</td><td>1</td><td>0</td><td>6</td></tr> <tr><td>Marshall</td><td>6</td><td>0-1</td><td>0-0</td><td>0</td><td>0</td><td>0</td></tr> <tr><td>Team</td><td></td><td></td><td></td><td></td><td></td><td></td></tr> <tr><td><b>Totals</b></td><td><b>200</b></td><td><b>29-60</b></td><td><b>12-20</b></td><td><b>34</b></td><td><b>17</b></td><td><b>76</b></td></tr> </tbody> </table> <p>Percentages: FG- 48% FT- 60% 3FG- 28% (Okoye 3-5, Gore 0-2, Glasgow 0-1, Brown 1-1, Stephenson 0-1, Albritton 3-5, Marshall 0-1) Turnovers - 13 (Okoye 3, Gore 1, Covington 3, Glasgow 2, Albritton 3) Steals - 12 (Okoye 4, Gore 1, Covington 3, Glasgow 2, Anglade 2) Blocks - 10 (Okoye 2, Covington 7, Anglade 1)</p>	MIN	FG	FT	Reb	A	TP	Okoye	30	9-18	3-5	7	3	22	Gore	33	1-6	0-2	6	5	2	Covington	37	4-10	5-7	10	1	13	Glasgow	35	5-10	2-4	1	5	13	Brown	16	2-2	0-0	1	1	5	Stephenson	10	2-3	2-2	1	0	6	Albritton	15	3-5	0-0	1	2	9	Anglade	18	3-5	0-0	1	0	6	Marshall	6	0-1	0-0	0	0	0	Team							<b>Totals</b>	<b>200</b>	<b>29-60</b>	<b>12-20</b>	<b>34</b>	<b>17</b>	<b>76</b>	<b>OLD DOMINION</b> <table border="1" style="width: 100%; border-collapse: collapse;"> <thead> <tr> <th>Min</th> <th>M-A</th> <th>M-A</th> <th>Reb</th> <th>A</th> <th>TP</th> </tr> </thead> <tbody> <tr><td>Ross</td><td>17</td><td>3-3</td><td>1-2</td><td>4</td><td>1</td><td>7</td></tr> <tr><td>Larsen</td><td>11</td><td>0-3</td><td>0-0</td><td>0</td><td>0</td><td>0</td></tr> <tr><td>Palmore</td><td>21</td><td>2-5</td><td>0-0</td><td>3</td><td>3</td><td>4</td></tr> <tr><td>Batten</td><td>18</td><td>3-7</td><td>0-2</td><td>1</td><td>1</td><td>7</td></tr> <tr><td>Hill</td><td>35</td><td>6-16</td><td>2-2</td><td>8</td><td>1</td><td>16</td></tr> <tr><td>Wright</td><td>24</td><td>3-11</td><td>3-3</td><td>5</td><td>1</td><td>9</td></tr> <tr><td>Bacote</td><td>20</td><td>1-3</td><td>1-2</td><td>3</td><td>4</td><td>4</td></tr> <tr><td>Painter</td><td>28</td><td>6-11</td><td>0-0</td><td>11</td><td>1</td><td>13</td></tr> <tr><td>Clark</td><td>26</td><td>5-6</td><td>0-0</td><td>3</td><td>1</td><td>12</td></tr> <tr><td>Team</td><td></td><td></td><td></td><td></td><td></td><td></td></tr> <tr><td><b>Totals</b></td><td><b>200</b></td><td><b>29-65</b></td><td><b>7-11</b></td><td><b>41</b></td><td><b>13</b></td><td><b>72</b></td></tr> </tbody> </table> <p>Percentages: FG- 44% FT- 63% 3FG- 30% (Larsen 0-2, Batten 1-3, Hill 2-9, Wright 0-1, Bacote 1-3, Painter 1-3, Clark 2-3) Turnovers - 15 (Ross 1, Palmore 2, Batten 2, Hill 3, Bacote 1, Painter 2, Clark 3) Steals - 9 (Larsen 2, Hill 3, Bacote 1, Painter 2, Clark 1) Blocks - 4 (Ross 1, Larsen 1, Painter 2)</p>	Min	M-A	M-A	Reb	A	TP	Ross	17	3-3	1-2	4	1	7	Larsen	11	0-3	0-0	0	0	0	Palmore	21	2-5	0-0	3	3	4	Batten	18	3-7	0-2	1	1	7	Hill	35	6-16	2-2	8	1	16	Wright	24	3-11	3-3	5	1	9	Bacote	20	1-3	1-2	3	4	4	Painter	28	6-11	0-0	11	1	13	Clark	26	5-6	0-0	3	1	12	Team							<b>Totals</b>	<b>200</b>	<b>29-65</b>	<b>7-11</b>	<b>41</b>	<b>13</b>	<b>72</b>	<b>OLD DOMINION</b> <table border="1" style="width: 100%; border-collapse: collapse;"> <thead> <tr> <th>Min</th> <th>M-A</th> <th>M-A</th> <th>Reb</th> <th>A</th> <th>TP</th> </tr> </thead> <tbody> <tr><td>Wright</td><td>26</td><td>5-12</td><td>0-0</td><td>3</td><td>0</td><td>12</td></tr> <tr><td>Ross</td><td>17</td><td>0-3</td><td>0-0</td><td>3</td><td>1</td><td>0</td></tr> <tr><td>Palmore</td><td>28</td><td>6-10</td><td>4-4</td><td>6</td><td>5</td><td>17</td></tr> <tr><td>Batten</td><td>28</td><td>3-8</td><td>1-2</td><td>1</td><td>1</td><td>9</td></tr> <tr><td>Hill</td><td>34</td><td>2-7</td><td>0-0</td><td>6</td><td>4</td><td>5</td></tr> <tr><td>Bacote</td><td>14</td><td>1-7</td><td>2-2</td><td>2</td><td>1</td><td>5</td></tr> <tr><td>Painter</td><td>25</td><td>3-7</td><td>0-0</td><td>8</td><td>2</td><td>6</td></tr> <tr><td>Clark</td><td>16</td><td>2-5</td><td>0-0</td><td>1</td><td>1</td><td>4</td></tr> <tr><td>Larsen</td><td>12</td><td>2-2</td><td>0-0</td><td>2</td><td>0</td><td>4</td></tr> <tr><td>Team</td><td></td><td></td><td></td><td></td><td></td><td></td></tr> <tr><td><b>Totals</b></td><td><b>200</b></td><td><b>24-58</b></td><td><b>7-25</b></td><td><b>33</b></td><td><b>15</b></td><td><b>62</b></td></tr> </tbody> </table> <p>Percentages: FG- 41% FT- 87% 3FG- 28% (Wright 2-6, Palmore 1-1, Batten 2-7, Hill 1-4, Bacote 1-4, Painter 0-1, Clark 0-2) Turnovers - 14 (Wright 3, Ross 1, Palmore 4, Batten 2, Hill 1, Bacote 1, Painter 1, Clark 1) Steals - 9 (Wright 1, Ross 2, Batten 1, Hill 3, Bacote 1, Painter 1) Blocks - 1 (Wright 1)</p>	Min	M-A	M-A	Reb	A	TP	Wright	26	5-12	0-0	3	0	12	Ross	17	0-3	0-0	3	1	0	Palmore	28	6-10	4-4	6	5	17	Batten	28	3-8	1-2	1	1	9	Hill	34	2-7	0-0	6	4	5	Bacote	14	1-7	2-2	2	1	5	Painter	25	3-7	0-0	8	2	6	Clark	16	2-5	0-0	1	1	4	Larsen	12	2-2	0-0	2	0	4	Team							<b>Totals</b>	<b>200</b>	<b>24-58</b>	<b>7-25</b>	<b>33</b>	<b>15</b>	<b>62</b>	<b>RICHMOND</b> <table border="1" style="width: 100%; border-collapse: collapse;"> <thead> <tr> <th>MIN</th> <th>FG</th> <th>FT</th> <th>Reb</th> <th>A</th> <th>TP</th> </tr> </thead> <tbody> <tr><td>Robbins</td><td>25</td><td>6-9</td><td>0-0</td><td>3</td><td>2</td><td>14</td></tr> <tr><td>Williams</td><td>23</td><td>3-6</td><td>2-3</td><td>4</td><td>1</td><td>8</td></tr> <tr><td>Nelson-Oddo</td><td>24</td><td>0-2</td><td>0-1</td><td>8</td><td>1</td><td>13</td></tr> <tr><td>Lindsay</td><td>28</td><td>8-11</td><td>1-2</td><td>0</td><td>7</td><td>13</td></tr> <tr><td>Brothers</td><td>22</td><td>5-7</td><td>2-2</td><td>3</td><td>2</td><td>5</td></tr> <tr><td>Anthony</td><td>17</td><td>2-7</td><td>2-2</td><td>0</td><td>0</td><td>6</td></tr> <tr><td>Sparrow</td><td>21</td><td>3-5</td><td>0-0</td><td>4</td><td>2</td><td>9</td></tr> <tr><td>Davis</td><td>10</td><td>1-1</td><td>0-0</td><td>0</td><td>1</td><td>6</td></tr> <tr><td>Taylor</td><td>15</td><td>1-3</td><td>0-0</td><td>5</td><td>0</td><td>0</td></tr> <tr><td>Allen</td><td>13</td><td>2-3</td><td>0-0</td><td>4</td><td>1</td><td>0</td></tr> <tr><td>Piotrowski</td><td>2</td><td>0-0</td><td>0-0</td><td>0</td><td>0</td><td>0</td></tr> <tr><td>Team</td><td></td><td></td><td></td><td></td><td></td><td></td></tr> <tr><td><b>Totals</b></td><td><b>200</b></td><td><b>31-54</b></td><td><b>9-12</b></td><td><b>34</b></td><td><b>17</b></td><td><b>80</b></td></tr> </tbody> </table> <p>Percentages: FG- 57% FT- 75% 3FG- 40% (Robbins 2-4, Williams 0-1, Nelson-Oddo 0-1, Lindsay 2-3, Brothers 2-4, Anthony 1-3, Sparrow 1-3, Taylor 0-1, Allen 1-2) Turnovers - 12 (Williams 3, Lindsay 2, Brothers 2, Anthony 4, Sparrow 1) Steals - 9 (Williams 1, Nelson-Oddo 1, Lindsay 2, Brothers 2, Anthony 1, Sparrow 2) Blocks - 3 (Nelson-Oddo 1, Sparrow 1, Davis 1)</p>	MIN	FG	FT	Reb	A	TP	Robbins	25	6-9	0-0	3	2	14	Williams	23	3-6	2-3	4	1	8	Nelson-Oddo	24	0-2	0-1	8	1	13	Lindsay	28	8-11	1-2	0	7	13	Brothers	22	5-7	2-2	3	2	5	Anthony	17	2-7	2-2	0	0	6	Sparrow	21	3-5	0-0	4	2	9	Davis	10	1-1	0-0	0	1	6	Taylor	15	1-3	0-0	5	0	0	Allen	13	2-3	0-0	4	1	0	Piotrowski	2	0-0	0-0	0	0	0	Team							<b>Totals</b>	<b>200</b>	<b>31-54</b>	<b>9-12</b>	<b>34</b>	<b>17</b>	<b>80</b>
MIN	FG	FT	Reb	A	TP																																																																																																																																																																																																																																																																																																																																																								
Okoye	30	9-18	3-5	7	3	22																																																																																																																																																																																																																																																																																																																																																							
Gore	33	1-6	0-2	6	5	2																																																																																																																																																																																																																																																																																																																																																							
Covington	37	4-10	5-7	10	1	13																																																																																																																																																																																																																																																																																																																																																							
Glasgow	35	5-10	2-4	1	5	13																																																																																																																																																																																																																																																																																																																																																							
Brown	16	2-2	0-0	1	1	5																																																																																																																																																																																																																																																																																																																																																							
Stephenson	10	2-3	2-2	1	0	6																																																																																																																																																																																																																																																																																																																																																							
Albritton	15	3-5	0-0	1	2	9																																																																																																																																																																																																																																																																																																																																																							
Anglade	18	3-5	0-0	1	0	6																																																																																																																																																																																																																																																																																																																																																							
Marshall	6	0-1	0-0	0	0	0																																																																																																																																																																																																																																																																																																																																																							
Team																																																																																																																																																																																																																																																																																																																																																													
<b>Totals</b>	<b>200</b>	<b>29-60</b>	<b>12-20</b>	<b>34</b>	<b>17</b>	<b>76</b>																																																																																																																																																																																																																																																																																																																																																							
Min	M-A	M-A	Reb	A	TP																																																																																																																																																																																																																																																																																																																																																								
Ross	17	3-3	1-2	4	1	7																																																																																																																																																																																																																																																																																																																																																							
Larsen	11	0-3	0-0	0	0	0																																																																																																																																																																																																																																																																																																																																																							
Palmore	21	2-5	0-0	3	3	4																																																																																																																																																																																																																																																																																																																																																							
Batten	18	3-7	0-2	1	1	7																																																																																																																																																																																																																																																																																																																																																							
Hill	35	6-16	2-2	8	1	16																																																																																																																																																																																																																																																																																																																																																							
Wright	24	3-11	3-3	5	1	9																																																																																																																																																																																																																																																																																																																																																							
Bacote	20	1-3	1-2	3	4	4																																																																																																																																																																																																																																																																																																																																																							
Painter	28	6-11	0-0	11	1	13																																																																																																																																																																																																																																																																																																																																																							
Clark	26	5-6	0-0	3	1	12																																																																																																																																																																																																																																																																																																																																																							
Team																																																																																																																																																																																																																																																																																																																																																													
<b>Totals</b>	<b>200</b>	<b>29-65</b>	<b>7-11</b>	<b>41</b>	<b>13</b>	<b>72</b>																																																																																																																																																																																																																																																																																																																																																							
Min	M-A	M-A	Reb	A	TP																																																																																																																																																																																																																																																																																																																																																								
Wright	26	5-12	0-0	3	0	12																																																																																																																																																																																																																																																																																																																																																							
Ross	17	0-3	0-0	3	1	0																																																																																																																																																																																																																																																																																																																																																							
Palmore	28	6-10	4-4	6	5	17																																																																																																																																																																																																																																																																																																																																																							
Batten	28	3-8	1-2	1	1	9																																																																																																																																																																																																																																																																																																																																																							
Hill	34	2-7	0-0	6	4	5																																																																																																																																																																																																																																																																																																																																																							
Bacote	14	1-7	2-2	2	1	5																																																																																																																																																																																																																																																																																																																																																							
Painter	25	3-7	0-0	8	2	6																																																																																																																																																																																																																																																																																																																																																							
Clark	16	2-5	0-0	1	1	4																																																																																																																																																																																																																																																																																																																																																							
Larsen	12	2-2	0-0	2	0	4																																																																																																																																																																																																																																																																																																																																																							
Team																																																																																																																																																																																																																																																																																																																																																													
<b>Totals</b>	<b>200</b>	<b>24-58</b>	<b>7-25</b>	<b>33</b>	<b>15</b>	<b>62</b>																																																																																																																																																																																																																																																																																																																																																							
MIN	FG	FT	Reb	A	TP																																																																																																																																																																																																																																																																																																																																																								
Robbins	25	6-9	0-0	3	2	14																																																																																																																																																																																																																																																																																																																																																							
Williams	23	3-6	2-3	4	1	8																																																																																																																																																																																																																																																																																																																																																							
Nelson-Oddo	24	0-2	0-1	8	1	13																																																																																																																																																																																																																																																																																																																																																							
Lindsay	28	8-11	1-2	0	7	13																																																																																																																																																																																																																																																																																																																																																							
Brothers	22	5-7	2-2	3	2	5																																																																																																																																																																																																																																																																																																																																																							
Anthony	17	2-7	2-2	0	0	6																																																																																																																																																																																																																																																																																																																																																							
Sparrow	21	3-5	0-0	4	2	9																																																																																																																																																																																																																																																																																																																																																							
Davis	10	1-1	0-0	0	1	6																																																																																																																																																																																																																																																																																																																																																							
Taylor	15	1-3	0-0	5	0	0																																																																																																																																																																																																																																																																																																																																																							
Allen	13	2-3	0-0	4	1	0																																																																																																																																																																																																																																																																																																																																																							
Piotrowski	2	0-0	0-0	0	0	0																																																																																																																																																																																																																																																																																																																																																							
Team																																																																																																																																																																																																																																																																																																																																																													
<b>Totals</b>	<b>200</b>	<b>31-54</b>	<b>9-12</b>	<b>34</b>	<b>17</b>	<b>80</b>																																																																																																																																																																																																																																																																																																																																																							
<b>OLD DOMINION</b> <table border="1" style="width: 100%; border-collapse: collapse;"> <thead> <tr> <th>Min</th> <th>M-A</th> <th>M-A</th> <th>Reb</th> <th>A</th> <th>TP</th> </tr> </thead> <tbody> <tr><td>Ross</td><td>30</td><td>5-8</td><td>0-0</td><td>9</td><td>1</td><td>10</td></tr> <tr><td>Painter</td><td>19</td><td>1-6</td><td>0-0</td><td>9</td><td>0</td><td>2</td></tr> <tr><td>Batten</td><td>22</td><td>7-14</td><td>3-4</td><td>4</td><td>4</td><td>21</td></tr> <tr><td>Clark</td><td>23</td><td>4-8</td><td>1-2</td><td>0</td><td>2</td><td>9</td></tr> <tr><td>Hill</td><td>33</td><td>5-11</td><td>0-2</td><td>7</td><td>4</td><td>13</td></tr> <tr><td>Wright</td><td>19</td><td>1-6</td><td>0-0</td><td>4</td><td>0</td><td>2</td></tr> <tr><td>Bacote</td><td>21</td><td>3-11</td><td>0-0</td><td>2</td><td>3</td><td>6</td></tr> <tr><td>Palmore</td><td>22</td><td>2-6</td><td>0-0</td><td>3</td><td>3</td><td>4</td></tr> <tr><td>Larsen</td><td>11</td><td>2-3</td><td>0-0</td><td>3</td><td>1</td><td>4</td></tr> <tr><td>Team</td><td></td><td></td><td></td><td></td><td></td><td></td></tr> <tr><td><b>Totals</b></td><td><b>200</b></td><td><b>30-73</b></td><td><b>4-8</b></td><td><b>47</b></td><td><b>18</b></td><td><b>71</b></td></tr> </tbody> </table> <p>Percentages: FG- 41% FT- 50% 3FG- 36% (Batten 4-7, Clark 0-1, Hill 3-5, Wright 0-1, Bacote 0-3) Turnovers - 18 (Ross 3, Batten 1, Clark 2, Hill 3, Wright 4, Bacote 2, Palmore 1, Larsen 1) Steals - 9 (Ross 1, Painter 1, Clark 2, Hill 1, Wright 1, Bacote 1, Palmore 2) Blocks - 5 (Ross 2, Painter 2, Palmore 1)</p>	Min	M-A	M-A	Reb	A	TP	Ross	30	5-8	0-0	9	1	10	Painter	19	1-6	0-0	9	0	2	Batten	22	7-14	3-4	4	4	21	Clark	23	4-8	1-2	0	2	9	Hill	33	5-11	0-2	7	4	13	Wright	19	1-6	0-0	4	0	2	Bacote	21	3-11	0-0	2	3	6	Palmore	22	2-6	0-0	3	3	4	Larsen	11	2-3	0-0	3	1	4	Team							<b>Totals</b>	<b>200</b>	<b>30-73</b>	<b>4-8</b>	<b>47</b>	<b>18</b>	<b>71</b>	<b>MURRAY STATE</b> <table border="1" style="width: 100%; border-collapse: collapse;"> <thead> <tr> <th>Min</th> <th>M-A</th> <th>M-A</th> <th>Reb</th> <th>A</th> <th>TP</th> </tr> </thead> <tbody> <tr><td>Daniel</td><td>36</td><td>5-9</td><td>5-9</td><td>15</td><td>0</td><td>15</td></tr> <tr><td>Garrett</td><td>28</td><td>6-6</td><td>1-4</td><td>4</td><td>2</td><td>13</td></tr> <tr><td>Wilson</td><td>25</td><td>3-11</td><td>0-0</td><td>1</td><td>1</td><td>7</td></tr> <tr><td>Canaan</td><td>38</td><td>10-18</td><td>4-5</td><td>1</td><td>3</td><td>30&lt;/</td></tr></tbody></table>	Min	M-A	M-A	Reb	A	TP	Daniel	36	5-9	5-9	15	0	15	Garrett	28	6-6	1-4	4	2	13	Wilson	25	3-11	0-0	1	1	7	Canaan	38	10-18	4-5	1	3	30</																																																																																																																																																																																																																																							
Min	M-A	M-A	Reb	A	TP																																																																																																																																																																																																																																																																																																																																																								
Ross	30	5-8	0-0	9	1	10																																																																																																																																																																																																																																																																																																																																																							
Painter	19	1-6	0-0	9	0	2																																																																																																																																																																																																																																																																																																																																																							
Batten	22	7-14	3-4	4	4	21																																																																																																																																																																																																																																																																																																																																																							
Clark	23	4-8	1-2	0	2	9																																																																																																																																																																																																																																																																																																																																																							
Hill	33	5-11	0-2	7	4	13																																																																																																																																																																																																																																																																																																																																																							
Wright	19	1-6	0-0	4	0	2																																																																																																																																																																																																																																																																																																																																																							
Bacote	21	3-11	0-0	2	3	6																																																																																																																																																																																																																																																																																																																																																							
Palmore	22	2-6	0-0	3	3	4																																																																																																																																																																																																																																																																																																																																																							
Larsen	11	2-3	0-0	3	1	4																																																																																																																																																																																																																																																																																																																																																							
Team																																																																																																																																																																																																																																																																																																																																																													
<b>Totals</b>	<b>200</b>	<b>30-73</b>	<b>4-8</b>	<b>47</b>	<b>18</b>	<b>71</b>																																																																																																																																																																																																																																																																																																																																																							
Min	M-A	M-A	Reb	A	TP																																																																																																																																																																																																																																																																																																																																																								
Daniel	36	5-9	5-9	15	0	15																																																																																																																																																																																																																																																																																																																																																							
Garrett	28	6-6	1-4	4	2	13																																																																																																																																																																																																																																																																																																																																																							
Wilson	25	3-11	0-0	1	1	7																																																																																																																																																																																																																																																																																																																																																							
Canaan	38	10-18	4-5	1	3	30</																																																																																																																																																																																																																																																																																																																																																							

**OLD DOMINION MONARCHS**  
**OLD DOMINION Combined Team Statistics (as of Dec 04, 2012)**  
**All games**

<b>RECORD:</b>	<b>OVERALL</b>	<b>HOME</b>	<b>AWAY</b>	<b>NEUTRAL</b>
ALL GAMES	1-7	1-4	0-3	0-0
CONFERENCE	0-1	0-0	0-1	0-0
NON-CONFERENCE	1-6	1-4	0-2	0-0

#	Player	gp-gs	min	avg	Total		3-Point		F-Throw		Rebounds					pts	avg							
					fg-fga	fg%	3fg-fga	3fg%	ft-fa	ft%	off	def	tot	avg	pf			dq	a	to	blk	stl		
04	Batten, Dimitri	8-4	180	22.5	26-69	.377	11-37	.297	13-23	.565	3	22	25	3.1	21	1	13	12	0	5	76	9.5		
25	Hill, Donte	8-8	253	31.6	22-64	.344	7-26	.269	23-37	.622	16	24	40	5.0	20	1	15	17	4	15	74	9.3		
03	Palmore, Keenan	8-6	210	26.3	25-53	.472	1-1	1.000	21-25	.840	18	24	42	5.3	26	0	25	17	2	13	72	9.0		
11	Painter, DeShawn	8-5	198	24.8	28-72	.389	1-4	.250	9-18	.500	23	36	59	7.4	19	0	5	13	8	5	66	8.3		
01	Wright, Nick	8-6	206	25.8	20-66	.303	4-19	.211	18-22	.818	13	27	40	5.0	11	0	6	11	6	5	62	7.8		
02	Bacote, Aaron	8-3	170	21.3	17-45	.378	7-26	.269	9-16	.563	7	8	15	1.9	17	0	18	18	0	7	50	6.3		
23	Ross, Richard	8-4	152	19.0	21-39	.538	0-0	.000	2-3	.667	23	17	40	5.0	14	0	4	14	6	4	44	5.5		
15	Clark, Deion	8-2	140	17.5	15-35	.429	2-14	.143	3-4	.750	4	7	11	1.4	14	0	12	10	1	3	35	4.4		
40	Larsen, Anton	8-2	91	11.4	10-23	.435	1-6	.167	0-0	.000	3	13	16	2.0	6	0	1	4	3	2	21	2.6		
21	McEwen, Stuart	1-0	0	0.0	0-0	.000	0-0	.000	0-0	.000	0	0	0	0.0	0	0	0	0	0	0	0	0.0		
Team											20	10	30											
Total.....		8	1600		184-466	.395	34-133	.256	98-148	.662	130	188	318	39.8	148	2	99	121	30	59	500	62.5		
Opponents.....		8	1600		205-442	.464	64-175	.366	85-140	.607	86	173	259	32.4	132	-	123	106	36	51	559	69.9		

<b>TEAM STATISTICS</b>	<b>ODU</b>	<b>OPP</b>	<b>Date</b>	<b>Opponent</b>	<b>Score</b>	<b>Att.</b>
SCORING	500	559	11-9-12	HOLY CROSS	L 45-46	7283
Points per game	62.5	69.9	11-10-12	MORGAN STATE	w 72-61	6993
Scoring margin	-7.4	-	11-11-12	UTSA	L 70-79	6233
FIELD GOALS-ATT	184-466	205-442	11/17/12	at Cleveland State	L 55-67	1289
Field goal pct	.395	.464	11-21-12	VMI	L 71-76	6801
3 POINT FG-ATT	34-133	64-175	11/24/12	at Murray State	L 72-79	4745
3-point FG pct	.256	.366	* 12/1/12	at William & Mary	L 62-71	3106
3-pt FG made per game	4.3	8.0	12-4-12	RICHMOND	L 53-80	6797
FREE THROWS-ATT	98-148	85-140	* - Conference game			
Free throw pct	.662	.607				
F-Throws made per game	12.3	10.6				
REBOUNDS	318	259				
Rebounds per game	39.8	32.4				
Rebounding margin	+7.4	-				
ASSISTS	99	123				
Assists per game	12.4	15.4				
TURNOVERS	121	106				
Turnovers per game	15.1	13.3				
Turnover margin	-1.9	-				
Assist/turnover ratio	0.8	1.2				
STEALS	59	51				
Steals per game	7.4	6.4				
BLOCKS	30	36				
Blocks per game	3.8	4.5				
ATTENDANCE	34107	9140				
Home games-Avg/Game	5-6821	3-3047				
Neutral site-Avg/Game	-	0-0				

<b>Score by Periods</b>	<b>1st</b>	<b>2nd</b>	<b>Totals</b>
OLD DOMINION	232	268	500
Opponents	271	288	559