



COASTAL FOOTBALL

Big South Champions: 2004 * 2005 * 2006 * 2010 * 2012 * 2013 * 2014 | FTC Champions: 2016 | Sun Belt Champions: 2020



COASTAL CAROLINA CHANTICLEERS (5-3) vs. OLD DOMINION MONARCHS (4-4)

SATURDAY * OCT. 28 * 6:00 P.M. ET * BROOKS STADIUM * CONWAY, S.C.



2023 COASTAL CAROLINA SCHEDULE/RESULTS

	SEPT. 2 L, 13-27 AT UCLA PASADENA, CALIF. ESPN
	SEPT. 9 W, 30-16 JACKSONVILLE STATE CONWAY, S.C. ESPN+
	SEPT. 16 W, 66-7 DUQUESNE CONWAY, S.C. ESPN+
	SEPT. 21 L, 17-30 GEORGIA STATE SBC CONWAY, S.C. ESPN
	SEPT. 30 L, 28-38 AT GEORGIA SOUTHERN SBC STATESBORO, GA. NETWORK
	OCT. 10 W, 27-24 AT APP STATE SBC BOONE, N.C. ESPN2
	OCT. 21 W, 27-17 AT ARKANSAS STATE SBC JONESBORO, ARK. ESPN+
	OCT. 28 W, 34-6 MARSHALL SBC CONWAY, S.C. NETWORK
	NOV. 4 3:30 PM AT OLD DOMINION SBC NORFOLK, VA. ESPN+
	NOV. 11 TBA TEXAS STATE SBC CONWAY, S.C.
	NOV. 18 NOON AT ARMY WEST POINT, N.Y. CBS SPORTS
	NOV. 25 TBA JAMES MADISON SBC CONWAY, S.C.

*All game times are Eastern Standard Time.



FOLLOW THE CHANTICLEERS

OFFICIAL WEBSITE: www.GoCCUsports.com



GAME CENTER



TELEVISION: ESPN+

• Talent: Chip Tarkenton (PxP) - Andy Mashaw (Analyst)

• Live Video Stream: <https://www.espn.com/watch>



CHANTICLEER SPORTS RADIO NETWORK ON WRNN 99.5 FM

• Talent: Joe Cashion (PxP) - Layne Harris (Analyst)

Chris Burgin (Sideline) - Joe Catenacci (Host)

• Radio: WRNN (99.5 FM) Flagship (WRNN 99.5 FM Myrtle Beach TuneIn App)

• Online Audio Stream: <https://wrnn.net/>



LIVE STATISTICS

• Live Stats: <https://www.statbroadcast.com/events/statmonitr.php?gid=oldd>

MATCHUP AT A GLANCE

2023 SEASON STATISTICS/RANKINGS

COASTAL CAROLINA	VS.	OLD DOMINION
5-3 (2-2 Sun Belt)	2023 Record	4-4 (3-2 Sun Belt)
Conway, S.C.	Location	Norfolk, Va.
1954	Founded	1930
10,695	Enrollment	23, 228
Chanticleers	Nickname	Monarchs
Teal, Bronze, and Black	Colors	Slate Blue and Light Blue
Sun Belt (East Division)	Conference	Sun Belt (East Division)
Brooks Stadium (20,000)	Stadium (Capacity)	S.B. Ballard Stadium (21,944)
Tim Beck	Head Coach	Ricky Rahne
5-3 (First season)	Head Coach's Record at School	13-20 (Third season)
same	Head Coach's Overall Record	same
0-0 vs. Old Dominion	Head Coach Versus Opponent	1-0 vs. Coastal Carolina
Multiple	Basic Offense	Multiple
30.2 (7th/54th)	Points Per Game (Conference/National Ranking)	24.5 (10th/88th)
153.5 (10th/69th)	Rushing Yards Per Game (Conference/National Ranking)	158.4 (8th/62nd)
291.2 (2nd/19th)	Passing Yards Per Game (Conference/National Ranking)	207.0 (10th/93rd)
444.8 (5th/26th)	Total Yards Per Game (Conference/National Ranking)	365.4 (11th/81st)
Multiple	Basic Defense	Multiple
20.6 (2nd/33rd)	Points Allowed Per Game (Conference/National Ranking)	26.0 (6th/69th)
141.0 (5th/58th)	Rushing Yards Allowed Per Game (Conference/National Ranking)	130.4 (4th/48th)
245.1 (7th/96th)	Passing Yards Allowed Per Game (Conference/National Ranking)	252.0 (9th/108th)
386.1 (7th/80th)	Total Yards Allowed Per Game (Conference/National Ranking)	382.4 (4th/75th)

SERIES HISTORY

Series Record (Streak):	Old Dominion leads 2-0 (L2)
at Coastal Carolina (Streak):	0-1 (L1)
at Old Dominion (Streak):	0-1 (L1)
Neutral Sites (Streak):	N/A
Last Meeting:	ODU, 49-21 (10/15/22 at CCU)

MEDIA INFORMATION

SUNDAY	MONDAY	TUESDAY	WEDNESDAY	THURSDAY	FRIDAY	SATURDAY
4 - 7 p.m. ET Practice	Sun Belt Teleconference Tim Beck 11:37 a.m. ET	9:00 - 11 a.m. ET Practice	9:00 - 11 a.m. ET Practice	9:00 - 11 a.m. ET Practice	8:50 - 10:50 a.m. ET Practice	9:55 - 11:55 ET Practice
	OFF	7 - 8 p.m. ET Coach Beck Radio Show at Walk-On's	Noon Weekly Press Conference	No media	No media	No media

MEDIA SERVICES

The 2023 Coastal Carolina Football Media Guide is published primarily as a source of information for members of the media. Requests for additional information, interviews, and photographs should be directed to the Coastal Carolina athletics media relations office.

Football game notes and statistics are updated regularly throughout the season. Access to this information can be achieved by accessing the official Coastal Carolina University Athletics website at www.GoCCUsports.com. The media relations staff will email weekly releases to members of the media provided they have your most up-to-date email.

MEDIA AVAILABILITY

Monday: Head coach Tim Beck participates in the Sun Belt's weekly head coaches zoom teleconference each Monday morning.

*** NOTE THAT THE BELOW DAYS AND TIMES WILL CHANGE ON WEEKS WITH MIDWEEK GAMES. ***

Tuesday and Wednesday: Coaches and student-athletes will be available after practices on Tuesdays and Wednesdays between 11:30 a.m. - Noon (ET). Media members must provide a 24-hour notice and be approved ahead of time. Contact Darrell Orand (dorand@coastal.edu) with ALL requests.

* Phone/Zoom interviews will be filled as his schedule permits.

Wednesday: Coastal's weekly press conference will be on Wednesdays at noon (ET) on Saturday game weeks. We will return to in-person interviews but will also have a zoom option. Contact Darrell Orand (dorand@coastal.edu) for the zoom information each week.

Saturday (Gamedays): Postgame availability only. Members of the Coastal Carolina athletics media relations staff will escort media representatives to the appropriate postgame interview areas with five minutes remaining in the game. The Coastal Carolina locker room, home or away, is closed to the media at all times.

Following home games, Coastal Carolina head coach Tim Beck and select Chanticleer players will be brought to the team room for postgame press conferences. The team room is located on the third floor of the Marrio & Josh Norman Field House located on the North side of the stadium. Interview requests will be collected at the beginning of the fourth quarter.

For games in Conway, the opposing head coach will meet with the media directly outside of the locker room in the southeast corner of Brooks Stadium. A representative from the Coastal Carolina athletics media relations staff will be on hand to assist the media in finding this area. Interviews with the head coach and players from the visiting team will be based on the postgame policy of the visiting institution and SID.

MEDIA CREDENTIALS

Media credentials will be **LIMITED** again for the 2023 season and issued **ONLY** to working members of the media. Requests for media credentials for Coastal Carolina University home games should be made in writing (preferably email) to Assistant Director for Media Relations Royce Dunnivan (rdunnivan@coastal.edu).

Priority is given to daily newspapers (by circulation), television stations, and radio stations that program sports for more than half of their daily broadcast schedules. A credential does not guarantee a seat and access to the team bench area is prohibited at all times. Press credentials will **NOT** be issued to spouses, friends, or children.

Media members can claim credentials 90 minutes before each game at the **Media/ Staff Entrance Gate next to Gate 1** (next to the entrance of the Marrio & Josh Norman Field House). A photo ID is required.

Single-Game Requests: Requests must be made at least one week in advance of the contest. No credentials will be granted after Thursday of game week.

Media Parking: A limited number of media parking spaces at various locations around Brooks Stadium are available. Please include parking requests along with credential requests.

Press Box: The Brooks Stadium Press Box is located on the fourth floor of the east side of the stadium. It includes space for working members of the press, as well as scoreboard and play clock officials. Access to the press box is via the stairs and elevator on the east side of the stadium. In accordance with the working code of the College Sports Information Directors of America (CoSIDA) and the Football Writers Association of America (FWAA), the press box is a working area and cheering will be grounds for removal.

Sidelines: Photographers and videographers at practice and games are **NOT** permitted to use tripods. However, a monopod may be used. Photographers must shoot solely for the affiliation for which they are credentialed — photos are not to be taken for personal social media nor for any other distribution (players/family members, etc.) to ensure no NCAA regulations are being broken.

All media on the sidelines **MUST** have their credential in full display, stay within the designated dotted lines, and are restricted from being in either team bench area. Sideline media passes are good for the sidelines and access to the press box for a working area.

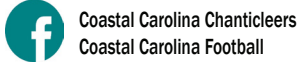
COLLEGEPRESSBOX.COM

CollegePressBox.com is an official media website for Coastal Carolina and Sun Belt Conference schools. Access and download weekly game notes, roster cards, statistics, media guides, coach or player head shots, and more for the Sun Belt and each of its member institutions throughout the season. Login information will be distributed to accredited media, or you can apply for a password by sending an E-Mail to password@collegepressbox.com. The login will also give you access to all 10 Football Bowl Subdivision conference partners and independents.

MEDIA INFORMATION

THE WEB AND SOCIAL MEDIA

The official website of Coastal Carolina athletics is updated daily with the latest on Chanticleer sports. It provides the most up-to-date schedules, rosters, statistics, and biographies on every student-athlete and coach. Fans and media are also encouraged to follow the team on its social media platforms. Coastal Carolina football will tweet live in-game updates during every game.



SBC FOOTBALL 365

SBC Football 365—the Sun Belt’s around-the-clock source for all things football will promote the conference’s 14 football programs year-round through video and written content. The SBC Football 365 page on SunBeltSports.org includes a 24/7 video player, alongside stadium tours, condensed games, and gameday central resources, such as game notes and where to watch links.



CHANTICLEERS ON THE AIR

Video: All of Coastal’s home games will be video streamed live this season as part of the Sun Belt television package on ESPN+ if not nationally televised.

Games that are scheduled to be video streamed can be found on the football schedule page at www.GoCCUsports.com.

Radio: All of Coastal’s football games will be aired on the radio in 2023. WRNN Hot Talk 99.5 FM will serve as the flagship home for Coastal Carolina football once again this season.

Audio of all Coastal football games can also be heard via an Internet stream at <https://wrnn.net/>



COACH BECK RADIO SHOW

The Coach Beck Radio show will take place at Walk-On’s Sports Bistreaux located off of HWY 501 and will air LIVE on the radio at WRNN Hot Talk 99.5 FM, on the WRNN 99.5 FM Myrtle Beach TuneIn App, and online at <https://wrnn.net/> on Tuesday nights from 7-8 p.m. ET this fall.

Fans are invited to attend the show live from Walk-On’s Sports Bistreaux each and every Tuesday night for food, fellowship, and football.

Show Dates

- August 29
- September 5
- September 12
- September 19
- September 26
- October 3
- October 10 – NO SHOW as the Chants will play at App State
- October 17
- October 24
- October 31
- November 7
- November 14
- November 21



WHAT IS A CHANTICLEER?



A Chanticleer (SHON-ti-cleer) gives Coastal Carolina University one of the most unique nicknames in all of sports. Chanticleer comes from Chaucer’s Canterbury Tales and came to the University when it was a member of the University of South Carolina system.

A Chanticleer is a rooster who rules the barnyard with cunning and wit. His competitiveness never wanes as he battles to the end, using his brains to come out on top every time.

COASTAL CAROLINA BY THE NUMBERS

2

The number of times Coastal and Old Dominion have met on the gridiron.

3

Where the Chants are ranked nationally with their three defensive touchdowns.

4

A win would give Coastal Carolina its fourth Sun Belt Conference win of the season.

4

A win would also give the Chanticleers their first four-game winning streak since the start of the 2022 season.

5

Coastal Carolina ranks fifth in the nation and leads the Sun Belt Conference with 12 interceptions.

A COASTAL WIN WOULD ...

- give the Chanticleers at least six wins for the fourth consecutive season;
- be the Chants first win ever over Old Dominion;
- give the Chanticleers their first four-game winning streak since Sept. 3-Oct. 8 of 2022;
- give CCU their third consecutive road conference win;
- give the Chants four consecutive conference wins in a season for the first time since 2020;

A COASTAL LOSS WOULD ...

- give the Chanticleers three losses in Sun Belt play;
- be Old Dominion's third consecutive win in the series;

TOP 25 POLLS

**AP TOP
25**

AP TOP 25

Rk	Team	Record	Points
1.	Georgia (48)	8-0	1553
2.	Michigan (9)	8-0	1494
3.	Ohio State (3)	8-0	1446
4.	Florida State (3)	8-0	1421
5.	Washington	8-0	1327
6.	Oregon	7-1	1235
7.	Texas	7-1	1189
8.	Alabama	7-1	1114
9.	Penn State	7-1	1044
10.	Oklahoma	7-1	1010
11.	Ole Miss	7-1	990
12.	Notre Dame	7-2	847
13.	LSU	6-2	816
14.	Missouri	7-1	714
15.	Louisville	7-1	666
16.	Oregon State	6-2	557
17.	Air Force	8-0	526
18.	Utah	6-2	510
19.	Tennessee	6-2	473
20.	UCLA	6-2	331
21.	Tulane	7-1	303
22.	Kansas	6-2	250
23.	James Madison	8-0	192
24.	USC	7-2	139
25.	Kansas State	6-2	112



Coaches Poll

Rk	Team	Record	Points
1.	Georgia (58)	8-0	1590
2.	Michigan (3)	8-0	1520
3.	Ohio State (3)	8-0	1454
4.	Florida State	8-0	1439
5.	Washington	8-0	1344
6.	Texas	7-1	1212
7.	Oregon	7-1	1211
8.	Alabama	7-1	1187
9.	Penn State	7-1	1072
10.	Ole Miss	7-1	1021
11.	Oklahoma	7-1	948
12.	Notre Dame	7-2	847
13.	LSU	6-2	809
14.	Missouri	7-1	741
15.	Louisville	7-1	701
16.	Tennessee	6-2	553
17.	Air Force	8-0	523
18.	Utah	6-2	509
19.	Oregon State	6-2	465
20.	UCLA	6-2	309
21.	Tulane	7-1	304
22.	USC	7-2	239
23.	Kansas	6-2	182
24.	James Madison	8-0	169
25.	North Carolina	6-2	120

2023 STATISTICAL LEADERS

PASSING	GP	COMP-ATT-INT	YARDS	PCT.	TD	LONG	AVG./G
Grayson McCall	7	151-224-6	1919	67.4	10	63	274.1
Jarrett Guest	4	18-25-1	417	72.0	4	64	104.3

RUSHING	GP	ATT.	NET	AVG.	TD	LONG	AVG./G
Braydon Bennett	7	72	344	4.8	4	21	49.1
CJ Beasley	7	44	173	3.9	1	21	24.7
Max Balthazar	8	32	161	5.0	2	34	20.1
Jared Brown	8	10	155	15.5	1	77	19.4

RECEIVING	GP	NO.	YARDS	AVG.	TD	LONG	AVG./G
Sam Pinckney	8	41	613	15.0	4	52	76.6
Jared Brown	8	38	528	13.9	3	59	66.0
Jameson Tucker	8	13	280	21.5	2	51	35.3
Kendall Karr	8	15	198	13.2	3	32	24.8

TACKLES	GP	SOLO	ASSISTED	TOTAL	TFL/YDS	SACKS/YDS	INT
Clayton Isbell	8	31	15	46	1.0 (-1)	--	--
Juan Powell	8	26	20	46	3.0 (-11)	--	3 (29)
Shane Bruce	8	14	25	39	1.5 (-2)	--	1 (0)
Micheal Mason	8	13	25	38	4.5 (-32)	3.0 (-28)	--

GAME NOTES

ON THE ROAD AGAIN

- Coastal Carolina is playing its fourth road game in its last five contest.
- The Chants haven't played four true road games in a five-game span during a single season since opening the 2018 season with five road games in six weeks.
- Coastal Carolina has won at least three road games in each of the past three seasons.

FOURTH HEAD COACH IN PROGRAM HISTORY

- **Tim Beck** was named the fourth head football coach in Coastal Carolina history on Dec. 4, 2022.
- An experienced leader with 35 years of coaching experience, Beck brings with him 18 years of Power 5 coaching experience to CCU, including spending the last 12 years as an offensive coordinator at Nebraska, Ohio State, Texas, and NC State.

- The offensive coordinator and quarterbacks coach at NC State for each of the last three seasons (2020-22), Beck helped lead the Wolfpack to three-consecutive eight-plus win seasons, three-straight bowl appearances, and a combined record of 25-11.

- As a collegiate coach, he has helped guide teams to 17 postseason bowl games, including last season. Beck has also coached in a postseason bowl game in every year since 2007, including helping Ohio State compete in the College Football Playoff in 2016.

RECEIVING VOTES

- Coastal Carolina received three votes in the Associated Press (AP) Top 25 Preseason Poll on Aug. 14.
- Coastal was ranked in both the Associated Press (AP) and USA Today Sports AFCA Coaches Top 25 polls for 11 straight weeks in 2020 and 11 straight weeks in 2021.

- The Chants were one of just three Sun Belt Conference teams to earn a spot in the top 25 polls last year in 2022. Coastal was ranked in both top 25 polls at No. 23 for week 12 and 13 of last season.

PRESEASON SUN BELT ACCOLADES

- Coastal Carolina's **Grayson McCall** was named the Preseason Offensive Player of the Year for the third consecutive season and is coming off a historical three-straight Sun Belt Conference Player of the Year honors (2020, 2021, and 2022).
- On top of his preseason player of the year

honor, McCall was joined on the Preseason All-Sun Belt first team by wide receivers **Jared Brown** and **Sam Pinckney**, as well as linebacker **JT Killen**.

- Earning a spot on the preseason All-Sun Belt second team were offensive lineman **Will McDonald** and return specialist **Matthew McDoom**.

2023 CCU CAPTAINS

- Coastal Carolina has named the captains for the 2023 season.

NO.	NAME	CLASS
10	Grayson McCall	R-Sr.
21	JT Killen	R-Sr.
15	Sam Pinckney	S-Sr.
99	Kennedy Roberts	S-Sr.

CONFERENCE EXPECTATIONS

- In the 2023 Sun Belt Conference Football Preseason Coaches Poll, the Chants were picked to finish third in the East Division behind James Madison and App State.
- The Chanticleers garnered three first-place votes and a total of 71 points to place ahead of Marshall (68 points), Georgia Southern (52), Georgia State (31), and Old Dominion (17).
- Troy (92), the defending 2022 Sun Belt Conference Champions, was picked to win the West Division, receiving 10 first-place votes.

2023 SUN BELT CONFERENCE FOOTBALL PRESEASON COACHES POLL

East Division

1. James Madison – 78 Points (4)
2. App State – 75 Points (4)
3. Coastal Carolina – 71 Points (3)
4. Marshall – 68 Points (2)
5. Georgia Southern – 52 Points (1)
6. Georgia State – 31 Points
7. Old Dominion – 17 Points

West Division

1. Troy – 92 Points (10)
2. South Alabama – 85 Points (4)
3. Louisiana – 64 Points
4. Southern Miss – 62 Points
5. Texas State – 36 Points
6. Arkansas State – 33 Points
7. ULM – 20 Points

THREE OF A KIND

- Named the 2022 Sun Belt Conference Player of the Year, Coastal Carolina's **Grayson McCall** made history, as he is the first football student-athlete to win the Conference Player of the Year award three times in football in the

history of the Sun Belt Conference.

- McCall is part of an elite company, as he is one of just two student-athletes to win the Conference Player of the Year Award three straight years in an FBS Conference in NCAA history, joining Herschel Walker of the SEC.

CONFERENCE PLAYER OF THE YEAR YEARS

Herschel Walker (SEC)	1980, 1981, 1982
Grayson McCall (SBC)	2020, 2021, 2022

- However, five other players have won either their conference's Offensive or Defensive Player of the Year Award three consecutive years at the FBS (Division 1-A) level in Donovan McNabb (Big East - Offense), Greg Garnica (MAC - Defense), Brian McClure (MAC - Offense), Jerome Persell (MAC - Offense), and Chuck Ealey (MAC - Offense).

OFFENSIVE PLAYER OF THE YEAR YEARS

Chuck Ealey (MAC)	1969, 1970, 1971
Jerome Persell (MAC)	1976, 1977, 1978
Brian McClure (MAC)	1983, 1984, 1985
Donovan McNabb (Big East)	1996, 1997, 1998

DEFENSIVE PLAYER OF THE YEAR YEARS

Greg Garnica (MAC)	1987, 1988, 1989
--------------------	------------------

NEW CHANTS

- The Chanticleers have a total of 52 new players this season, highlighted by 29 transfers.

NEWCOMERS BREAKDOWN

LEVEL	TOTAL
Power 5	10
Group of 5	3
FCS	5
Other	7
Junior College	5
True Freshmen	22

NEW NUMBER, WHO THIS?

- Coastal has had a few returners from last season switch numbers this season.

Offense	2022 #	2023 #
Max Balthazar	13	3
Logan Mauldin	20	21
Donnell Wilson	56	55
John Grant III	49	86
Defense	2022 #	2023 #
Brayln Ryan	40	42

HASHTAG #WINNING

- With their 5-3 record this season, the Chants are 36-10 overall since the start of the 2020 season.
- The 36-10 record since the start of the 2020

GAME NOTES

season is the fifth-most wins in all of FBS football, behind only Georgia, Alabama, Ohio State, and Notre Dame.

Best Record Since 2020

TEAM	OVERALL
Georgia	45-3
Alabama	44-5
Ohio State	37-5
Notre Dame	37-10
Coastal Carolina	36-10
Clemson	35-12
UTSA	35-13

*Since the start of the 2020 season

CHANTS IN PRIME TIME

• Coastal Carolina has played five nationally-televised games this season.

Nationally Televised Games (Scheduled)

09/02/23	at UCLA	ESPN
09/21/23	Georgia State	ESPN
09/30/23	at Georgia Southern	NFL Network
10/10/23	at Appalachian State	ESPN2
10/28/23	Marshall	NFL Network

TV CHANTS

• The Chanticleers are no strangers to playing on the national stage, as 28 of their last 44 games in the past three seasons have been carried live on national television.

Chants on National TV

DATE	OPPONENT	NETWORK
09/12/20	at Kansas	Fox Sports 1 (FS1)
09/18/20	Campbell	ESPN
10/03/20	Arkansas State	ESPN2
10/14/20	at #21 Louisiana	ESPN
10/24/20	Georgia Southern	ESPNU
10/31/20	at Georgia State	ESPNU
11/07/20	South Alabama	ESPNU
11/21/20	Appalachian State	ESPN
11/21/20	#8 BYU	ESPNU
12/26/20	vs. #23 Liberty	ESPN
09/10/21	Kansas	ESPN2
09/18/21	at Buffalo	ESPN2
10/07/21	at Arkansas State	ESPNU
10/20/21	at Appalachian State	ESPN2
10/28/21	Troy	ESPN2
12/17/21	vs. Northern Illinois	ESPN2
09/22/22	at Georgia State	ESPNU
10/15/22	Old Dominion	ESPNU
10/29/22	at Marshall	NFL Network
11/03/22	Appalachian State	ESPN
11/12/22	Southern Miss	ESPNU
11/26/22	at James Madison	ESPNU
12/03/22	at Troy	ESPN
12/27/22	vs. East Carolina	ESPN
09/02/23	at UCLA	ESPN
09/21/23	Georgia State	ESPN
09/30/23	at Georgia Southern	NFL Network
10/10/23	at Appalachian State	ESPN2
10/28/23	Marshall	NFL Network

SEASON OPENER SUCCESS

• Coastal Carolina is 13-7 all-time in season openers in the program’s 20-year history.

• CCU is 6-2 in season openers at home inside Brooks Stadium, including a 21-14 win over Newberry in the program’s inaugural game in 2003.

• The Chants are 4-2 in season openers in their brief FBS history, with wins over UMass (2017), Kansas (2020), The Citadel (2021), and Army (2022) last season.

• The last time the Chanticleers opened the season on the road, CCU went to Lawrence, Kansas, and defeated the Kansas Jayhawks.

DATE	OPPONENT	RESULT
09/06/03	Newberry	W, 21-14
09/04/04	at Morehead State	W, 28-7
09/03/05	at Elon	W, 17-10
09/03/06	Elon	L, 20-23
09/01/07	at Delaware State	L, 18-23
08/30/08	at #22 Penn State	L, 10-66
09/03/09	at Kent State	L, 0-18
09/04/10	at #25 West Virginia	L, 0-31
09/03/11	Furman	W, 30-23
09/01/12	North Carolina A&T	W, 29-13
08/31/13	at South Carolina State	W, 27-20
08/30/14	at The Citadel	W, 31-16
09/05/15	at Furman	W, 38-35
09/03/16	at Lamar	W, 38-14
09/02/17	UMass	W, 38-28
09/01/18	at South Carolina	L, 15-49
08/31/19	Eastern Michigan	L, 23-30
09/12/20	at Kansas	W, 38-23
09/02/21	The Citadel	W, 52-14
09/03/22	Army	W, 38-28

NEW SEASON, NEW FOE, CHANTS SPLIT WITH NEW FOES

• Coastal Carolina faced two first-time opponents in UCLA and Duquesne.

• The Chants split in the two games opening the season with a loss at UCLA and defeating Duquesne.

First-Time Opponents in 2023

DATE	OPPONENT	RESULT
09/02/23	at UCLA	L, 13-27
09/16/23	Duquesne	W, 66-7

• Since 2019, Coastal is 9-3 versus first-time foes, one loss coming in the 2019 season-opener versus Eastern Michigan (Aug. 31, 2019) and the other one last time out in the 2022 TicketSmarter Birmingham Bowl versus East Carolina (Dec. 27, 2022).

CCU Versus First-Time Opponents Since 2019

DATE	OPPONENT	RESULT
08/31/19	Eastern Michigan	L, 23-30
09/07/19	at Kansas	W, 12-7
09/14/19	Norfolk State	W, 46-7
12/05/20	#8 BYU	W, 22-17
09/18/21	at Buffalo	W, 28-25
12/17/21	vs. Northern Illinois	W, 47-41
09/03/22	Army	W, 38-28
10/29/22	at Marshall	W, 24-13
11/12/22	Southern Miss	W, 26-23
12/27/22	vs. East Carolina	L, 29-53
09/02/23	at UCLA	L, 13-27
09/16/23	Duquesne	W, 66-7

NON-CONFERENCE WINNING STREAK

• Before CCU’s loss at UCLA to open the season, the Chants had won 13 consecutive non-conference regular season games.

• With CCU’s three non-conference regular-season wins last season over Army (Sept. 3), Gardner-Webb (Sept. 10), and Buffalo (Sept. 17), the Chants were on a 13-game winning streak in regular-season non-conference play.

• Coastal’s non-conference game at Virginia last year set for Nov. 19, 2022, was canceled.

• Before UCLA, the Chanticleers’ last non-conference regular-season loss came to Eastern Michigan (30-23) in the 2019 season opener back on Aug. 31, 2019.

Regular-Season Non-Conference Winning Streak

DATE	OPPONENT	RESULT
09/07/19	at Kansas	W, 12-7
09/14/19	Norfolk State	W, 46-7
09/21/19	at UMass	W, 62-28
09/12/20	at Kansas	W, 38-23
09/18/20	Campbell	W, 43-21
12/05/20	#8 BYU	W, 22-17
09/02/21	The Citadel	W, 52-14
09/10/21	Kansas	W, 49-22
09/18/21	at Buffalo	W, 28-25
09/25/21	UMass	W, 53-3
09/03/22	Army West Point	W, 38-28
09/10/22	Gardner-Webb	W, 31-27
09/17/22	Buffalo	W, 38-26
09/02/23	at UCLA	L, 13-27

THREE IN A ROW

• After losing each of their first seven contests versus Power 5 opponents, including the first five as an FCS member (2003-15), CCU had won three straight games versus Power 5 foes before facing UCLA.

Regular-Season Non-Conference Winning Streak

DATE	POWER 5 FOE	RESULT
09/07/19	at Kansas	W, 12-7
09/12/20	at Kansas	W, 38-23
09/10/21	Kansas	W, 49-22

GAME NOTES

- The three consecutive wins over Power 5 foes was the longest current winning streak by a Group of 5 team in the nation when the season started.

COASTAL VERSUS THE POWER 5

- Coastal Carolina is 3-8 all-time versus teams out of the Power 5 conferences, with the three wins coming over Kansas in three of the last four years.

DATE	POWER 5 FOE	RESULT
08/30/08	at #22 Penn State	L, 10-66
10/31/09	at Clemson	L, 3-49
09/04/10	at #25 West Virginia	L, 0-31
09/17/11	at Georgia	L, 0-59
11/23/13	at #11 South Carolina	L, 10-70
11/04/17	at Arkansas	L, 38-39
09/01/18	at South Carolina	L, 15-49
09/07/19	at Kansas	W, 12-7
09/12/20	at Kansas	W, 38-23
09/10/21	Kansas	W, 49-22
09/02/23	at UCLA	L, 13-27

- After losing each of their first seven contests versus Power 5 opponents, including the first five as an FCS member (2003-15), CCU won three straight games versus Power 5 foes before losing at UCLA.

CHANTS ON GRASS

- A rarity in college football today, the Rose Bowl Stadium in Pasadena, Calif., has a natural grass playing surface.
- Coastal is now 85-31 overall in games played on natural grass in the program's 20-year history, having played their home games at Brooks Stadium on a natural grass playing surface from 2003-14.
- The last time that the Chanticleers played on natural grass was at UCLA to open the season.
- CCU last played on grass for a road game in the season opener in 2018, as the Chants fell to South Carolina (Sept. 1) 49-15 at Williams Brice Stadium in Columbia, S.C.

CCU on Natural Grass

at Home (2003-14)	52-17 (.754)
on the Road	32-14 (.709)
at Neutral Site	1-0 (1.000)

THE CHANTS VS THE MONARCHS

- Coastal Carolina and Old Dominion have met twice on the gridiron with the Monarchs holding a 2-0 lead in the series.
- Saturday will mark the first time that the

Chants and Monarchs have met in back-to-back seasons. .

- Coastal Carolina is traveling to Norfolk for the first time since 2012.

- The Chants have won three of their last four regular-season road conference games in the month of November.

DATE	LOCATION	RESULT
12/01/12	Old Dominion*	L, 35-63
10/15/22	CCU	L, 21-49

*NCAA FCS Playoffs

SCOUTING THE MONARCHS OF OLD DOMINION

- Old Dominion is 4-4 (3-2 SBC) and is coming off a 30-27 loss at James Madison.

- Linebacker Jason Henderson was a second-team All-American last season and is the third player in program history to record 100 tackles in back-to-back seasons.

- Old Dominion's 58 newcomers are the seventh-most of any FBS team in the country this season. ODU's 41 scholarship newcomers are also the seventh-most in the country.

- Henderson and safety Terry Jones rank No. 1 and No. 2 in the Sun Belt Conference in tackles this season with 117 and 82, respectively.

- Old Dominion's offense has registered five pass plays of 50 or more yards this season, including a 58-yard touchdown pass against James Madison.

- Cornerback LaMareon James returned an interception and a fumble return for a touchdown against Wake Forest, becoming the seventh player in FBS history to do both in the same game and the first to do so since 2017.

- Old Dominion has 10 scoring drives this season of less than one minute and is averaging 2:16 per scoring drive this season. The Monarchs lead the nation in touchdown drives of one minute or less.

- Wide receiver Kelby Williams has 14 catches for 338 yards this season and ranks second in the nation with 24.1 yards per reception.

- Wide receiver Isiah Paige tallied a career-high nine receptions against James Madison.

- Running backs Kadarius Calloway and Keshawn Wicks have combined to rush for at least 145 yards in each of Old Dominion's last three games.

- Quarterback Grant Wilson completed 26-of-

36 passes for 277 yards, all season highs, against James Madison.

- Old Dominion's passing attack ranks 22nd in the nation with 13.92 passing yards per completion.

OFFENSIVE NOTES

BE OUR GUEST

- Quarterback **Jarrett Guest** had a career day in his first start of the season, throwing for 289 yards and three touchdowns while rushing for 36 yards against Marshall.
- Guest became the first Chanticleer quarterback to throw for three touchdowns in a game since the 2022 Sun Belt Conference championship game.

POSSESSION DOMINATION

- Coastal Carolina held the ball for 36:38 in the win at Arkansas State, winning the time of possession battle by 13:16.
- CCU's 13:16 advantage was its highest of the season and the most since the Chants outpossessed Appalachian State by 15:52 in 2022.

MCCALL'S CAREER DAY

- Quarterback **Grayson McCall** had the most prolific passing day of his career at Appalachian State, throwing for a career-high 373 yards.
- McCall completed 19-of-28 passes for two touchdowns and connected on his first nine attempts in the win.
- McCall was named Sun Belt Offensive Player of the Week for his performance.
- He also was named a Manning Award Star of the Week.

PINCKNEY AT THE TOP OF THE NATION

- Wide receiver **Sam Pinckney** is one of the top wide receivers in not only the Sun Belt Conference but in the country as well.
- Pinckney has caught a pass in 21 consecutive games at CCU.
- Before his transfer to CCU Pinckney had caught a pass in 32 consecutive games at Georgia State.
- He has now caught a pass in 53 consecutive games he has played in and that leads the nation.

BENNETT REACHES 1,000

- **Braydon Bennett** rushed for 114 yards in the game at Georgia Southern.
- Bennett entered the season with 766 career rushing yards, needing 234 yards to reach 1,000.
- With his rushing totals against Georgia Southern, he has rushed for 344 yards this

season pushing him over the 1,000 career yards mark.

- He reached the mark in his 26th game and has shared the backfield with several All-Sun Belt performers, and last season only played in four games due to injuries.
- He enters today with 1,110 rushing yards and 12 touchdowns, while averaging 6.6 yards per rush on 168 carries.
- He also has added 39 career receptions for another 526 yards and two scores.
- He averages 13.5 yards per reception.

DON'T FORGET ABOUT JARED BROWN

- **Jared Brown** has 38 receptions for 528 yards.
- He is averaging 13.9 yards per reception and has three scores.
- Brown caught five passes for 117 yards and two touchdowns against Marshall.
- Against Georgia Southern, Brown caught eight passes for 102 yards.
- Brown is also dangerous as a runner and punt returner.
- He has 155 yards rushing, including a team-best 77 yard run earlier in the season.
- The sophomore also has 64 yards in punt returns averaging 16.0 yards per return.

SAME AGENDA IN 2023

- Despite the new coaches and the new scheme, the offense has the same agenda, trust redshirt senior quarterback **Grayson McCall** to get the ball to the playmakers in space.

IT STARTS WITH #10

- The offense starts with quarterback **Grayson McCall**, who has spearheaded the prolific offense for the Chanticleers the last three years.
- Over his previous three seasons as the starter, McCall completed 70 percent of his pass attempts (555-of-788) for 8,061 yards, 77 touchdowns, and just eight interceptions.
- He also rushed for 1,054 yards and 17 touchdowns on the ground.

McCall's Career Statistics

	C-A-I	Yds.	TDRushes	Yds. TD	Total Off.
2019*	2-4-0	25	1	2	11
2020	172-250-3	2488	26	111	569
					7
					3057

2021	176-241-3	2873	27	93	290	4	3173
2022	207-297-2	2700	24	91	195	6	2895
2023	151-224-6	1919	10	53	48	1	1967
Total	710-1016-14	10005	88	350	1113	18	11,118

*played in two games off the bench - redshirt season

- With his two touchdown passes against Arkansas State, McCall has now thrown at least one touchdown pass in 30-straight regular-season games beginning with a touchdown pass on Dec. 12, 2020. He has also thrown at least one touchdown pass in 39 of the 42 games in which he has played.

MCCALL ENTERS ELITE STATUS

- **Grayson McCall's** 88 career touchdown passes has him tied with Sam Bradford (Oklahoma), Layne Hatcher (Ball State), Cody Kessler (USC), Chris Leak (Florida), Jordan Palmer (UTEP), Tim Tebow (Florida), and Dorian Thompson-Robinson (UCLA), and Caleb Williams (Southern Cal) at the FBS level.

10K FOR MCCALL

- **Grayson McCall** became the 146th player in NCAA history to pass for 10,000 career yards in the win at Arkansas State.

MCCALL ENTERS MORE ELITE STATUS

- **Grayson McCall's** 106 career touchdowns responsible for has him tied for 65th in NCAA FBS history with Chevan Cordeiro (San Jose State), Brett Hundley (UCLA), Kevin Kolb (Houston), and Keith Wenning (Ball State).

TWO (OR MORE) ARE BETTER THAN ONE

- With his two touchdown passes at Arkansas State, **Grayson McCall** has thrown for two or more touchdown passes in 28 different games over his 42-game career at Coastal Carolina.
- He has thrown for three touchdown passes in 12 games.
- McCall has also thrown for four touchdowns in four games and has thrown five touchdowns in one game.

GRAYSON = WINNER

- In his career at CCU, **Grayson McCall** has done nothing but win.
- Since becoming the starter in his redshirt freshman season in 2020, McCall is 32-8 overall as a starter.
- In 24 starts versus Sun Belt Conference opponents, including the 2022 Sun Belt Conference Championship game at Troy, McCall is 19-5 overall.

QB1 = BEST IN THE BELT

OFFENSIVE NOTES

• For the third consecutive season, Coastal Carolina quarterback **Grayson McCall** was named the Sun Belt Conference Player of the Year in 2022.

• With his third-straight Conference Player of the Year honor, McCall became the first student-athlete in the history of football in the Sun Belt to pick up three Player of the Year Award honors.

Multiple SBC Player of the Year Winners

PLAYER, SCHOOL	Years
Brandon Kennedy, North Texas	2002, 2003
Ryan Aplin, A-State	2011, 2012
Ja'Von Rolland-Jones, A-State	2016, 2017
Grayson McCall, Coastal	2020, 2021, 2022

THE REAL MCCALL

• The only three-time Sun Belt Conference Player of the Year, **Grayson McCall** has done it all for the Chanticleers the last three years.

• McCall posted a record-setting season in 2021, as the Coastal quarterback set a new NCAA Division I FBS record in passing efficiency rating at 207.6, eclipsing the previous two records set by Alabama's Mac Jones (203.1) in 2020 and LSU's Joe Burrow (202.0) in 2019.

• McCall, the 2021 Blanchard-Rogers Trophy winner, an award given out to the best player in the state of South Carolina, ranked in the top 25 in all of NCAA Division I FBS in 2021 in several offensive categories. He ranked in the top 25 in passing efficiency (207.6), yards per pass attempt (11.92), completion percentage (73.0), passing yards per completion (16.32), points responsible for per game (17.6), passing touchdowns (27), passing yards per game (261.2), total offense per game (287.5), and points responsible for (194).

ONE FOR THE AGES

• **Grayson McCall** topped an outstanding 2020 season with an even better 2021 season, perhaps the best by a quarterback in Coastal Carolina program history.

• McCall set a new CCU single-game record with a perfect completion rate of 100 percent (13-of-13) versus ULM (Oct. 2, 2021) and tied the single-game record with five passing touchdowns versus Texas State (Nov. 20, 2021).

• The N.C. native also set the NCAA Division I FBS and CCU single-season record in passing efficiency (207.6), as well as the CCU single-season record in pass completion percentage (73.0) and average yards per completion (16.3).

BEING ELITE IN 2021

• McCall ranked among the nation's leaders in

several statistical categories in 2021.

STAT	#	NCAA
Passing Efficiency	207.6	1st
Yards Per Pass Attempt	11.92	1st
Passing Yards Per Completion	16.32	2nd
Completion Percentage	73.0	2nd
Points Responsible For Per Game	17.6	13th
Passing Yards Per Game	261.2	18th
Passing TDs	27	18th
Total Offense Per Game	287.5	21st
Points Responsible For	194	21st
Passing Yards	2,873	42nd

BEING ELITE (AGAIN) IN 2022

• McCall again ranked among the nation's leaders in several statistical categories last year in 2022, despite missing two games.

STAT	#	NCAA
Completion Percentage	69.7	3rd
Passing Efficiency	171.4	3rd
Yards Per Pass Attempt	9.09	5th
Points Responsible For Per Game	16.4	18th
Passing Touchdowns	24	29th
Passing Yards Per Completion	13.04	30th
Points Responsible For	180	32nd
Passing Yards Per Game	245.5	39th
Total Offense	263.2	40th

• McCall's touchdown to interception ratio of 24:2 was one of the best in the country among all FBS quarterbacks for the year.

QB	TD	INT
Hendon Hooker (Tennessee)	27	2
Grayson McCall (CCU)	24	2
Kurtis Rourke (Ohio)	25	4
Caleb Williams (USC)	42	5
Bryce Young (Alabama)	32	5
Holton Ahlers (East Carolina)	28	5
Michael Pratt (Tulane)	27	5
Todd Centeio (James Madison)	25	5
N'Kosi Perry (FAU)	25	5
Jordan Travis (Florida State)	24	5
KJ Jefferson (Arkansas)	24	5
C.J. Stroud (Ohio State)	41	6
Jalen Hall (BYU)	31	6
Chase Bryce (App State)	25	6

SITTING ON TOP OF THE SUN

• **Grayson McCall**, once again, was among the league leaders in the Sun Belt in 2022.

STAT	#	SBC
Passing Efficiency	171.4	1st
Completion Percentage	69.7	1st
Yards Per Pass Attempt	9.1	1st
Points Responsible For Per Game	16.4	1st
Total Offense	263.2	3rd
Passing Yards Per Game	245.5	3rd
Points Responsible For	180	4th
Passing Yards Per Completion	13.0	4th

Passing Touchdowns	24	4th
Passing Yards	2,700	6th
Completions Per Game	18.3	6th

GRAYSON BEING GREAT-SON IN 2022

• While **Grayson McCall** missed the 2022 spring practice season due to off-season shoulder surgery, CCU's QB1 did not skip a beat during the 2022 season.

• He was responsible for 30 touchdowns, throwing for 24 and rushing for six, and completed 70 percent of his passes.

McCall 2022 Season Statistics

	C-A-I	Yds.	TD	Rushes	Yds.	TD	Off.
Army	12-17-0	174	3	6	27	1	201
GWU	22-30-1	308	3	12	13	0	321
Buffalo	16-24-0	251	3	13	13	0	264
at GSU	19-27-0	268	2	8	38	1	306
GASO	23-34-0	335	3	10	34	1	369
at ULM	19-28-0	246	1	9	41	0	287
ODU	26-34-0	358	3	11	-20	0	338
at MU	13-24-0	121	1	11	12	1	133
App State	18-26-0	253	2	6	7	0	260
USM		-DNP	- Injury				
at JMU		-DNP	- Injury				
at Troy	29-41-1	319	3	11	18	1	337
vs. ECU ^	10-12-0	67	0	4	12	1	79
Total	207-297-2	2700	24	91	195	6	2895

^ left game in the second quarter with an injury

2022 HONORS

• **Grayson McCall** once again picked up several in-season and postseason honors.

HONOR

Johnny Unitas Award Top 25
Davey O'Brien Award Great 8 List
SBC Offensive Player of the Week
Davey O'Brien Award Semifinalist
Davey O'Brien QB Class of 2022
CFPA National Performer watch list
2022 Sun Belt Player of the Year
2022 All-Sun Belt First Team
2022 SBC Offensive Player of the Year *
PFF College All-Sun Belt First Team
Phil Steele Sun Belt All-Conference First Team

* The Draft Network

MCCALL WATCH

• In 42 games as a Chant, **Grayson McCall** has already etched his name throughout the Coastal Carolina football record book.

PASSING TOUCHDOWNS

Rank	Chant (Years)	Pass TD
1.	Grayson McCall (2019-present)	88
2.	Alex Ross (2012-15)	72
3.	Tyler Thigpen (2003-06)	53
4.	Zach MacDowall (2008-10)	45
5.	Aramis Hillary (2010-12)	36

OFFENSIVE NOTES

PASS COMPLETION PERCENTAGE (MIN. 100 ATT.)

Rank	Chant (Years)	Comp. %
1.	Grayson McCall (2019-present)	69.9
2.	Alex Ross (2012-15)	64.7
3.	Bryce Carpenter (2018-22)	64.3
4.	Aramis Hillary (2010-12)	64.2
5.	Fred Payton (2018-20)	62.4

PASS EFFICIENCY (MIN. 100 ATTEMPTS)

Rank	Chant (Years)	EFFICIENCY
1.	Grayson McCall (2019-present)	178.4
2.	Alex Ross (2012-15)	151.8
3.	Tyler Keane (2014-17)	149.5
4.	Fred Payton (2018-20)	145.4
5.	Aramis Hillary (2010-12)	142.2

PASS COMPLETIONS

Rank	Chant (Years)	Pass Comp.
1.	Alex Ross (2012-15)	760
2.	Grayson McCall (2019-present)	710
3.	Zach MacDowall (2008-10)	494
4.	Tyler Thigpen (2003-06)	468
5.	Aramis Hillary (2010-12)	387

PASSING YARDS

Rank	Chant (Years)	Pass Yards
1.	Grayson McCall (2019-present)	10005
2.	Alex Ross (2012-15)	9918
3.	Tyler Thigpen (2003-06)	6598
4.	Zach MacDowall (2008-10)	6360
5.	Aramis Hillary (2010-12)	4546

TOUCHDOWNS RESPONSIBLE FOR

Rank	Chant (Years)	TDS
1.	Grayson McCall (2019-present)	106
2.	Alex Ross (2012-15)	91
3.	Tyler Thigpen (2003-06)	66
4.	De'Angelo Henderson (2013-16)	64
5.	Zach MacDowall (2008-10)	61

TOTAL OFFENSIVE YARDS

Rank	Chant (Years)	YARDS
1.	Alex Ross (2012-15)	11482
2.	Grayson McCall (2019-present)	11118
3.	Tyler Thigpen (2003-06)	8236
4.	Zach MacDowall (2008-10)	7139
5.	Aramis Hillary (2010-12)	5404

RETURNING WEAPONS

• In addition to the return of signal-caller **Grayson McCall**, the Coastal offense returns its top four running backs and top four receivers from last season.

RETURNING RUNNING BACKS

Chant	GP	Att.	Yards	TDS
CJ Beasley	13	141	717	5
Reese White	10	99	544	5
Max Balthazar	8	27	141	1
Braydon Bennett	4	16	83	1

RETURNING RECEIVERS

Chant	GP	Rec.	Yards	TDS
Sam Pinckney	13	71	996	3
Jared Brown	13	49	789	6
Tyson Mobley	13	40	490	5
CJ Beasley	13	19	193	1

PINCKNEY MOVES UP RECORD BOOK

- With his 48 receiving yards against Marshall, **Sam Pinckney** now has 1,609 receiving yards.
- He is now in seventh place all-time at CCU in receiving yards.
- His 112 career receptions also has him seventh on CCU's career list, needing only 21 more catches to move into sixth.

NEW BLOOD AT TIGHT END

- The tight end group features a lot of new faces as well as a handful of returners, yet has a combined 22 receptions for 158 yards.

TIGHT END GROUP PRODUCTION

Chant	GP	Rec.	Yards	TDS
Matt Alaimo	42	20	146	0
Kendall Karr	14	1	3	0
Logan Mauldin	5	1	9	0
Cane Berrong	4	0	0	0
Zack Courtney	0	0	0	0
Brooks Johnson	0	0	0	0
John Grant III	0	0	0	0
Kevin Dougherty Jr.	0	0	0	0

- The returners consist of redshirt junior **Logan Mauldin**, who has played in five games in his CCU career, and a pair of redshirt freshmen in **Brooks Johnson** and **John Grant III** who both redshirted last year.
- The newcomers include Power 5 transfers **Matt Alaimo** (Rutgers), **Cane Berrong** (Notre Dame), **Zack Courtney** (Colorado), and **Kendall Karr** (North Carolina), as well as true freshman **Kevin Dougherty Jr.**

NO MORE "MIGHTY MITES"

- The offensive line can no longer be called the "Mighty Mites", as the Chants front line has 11 lineman that weigh 300 pounds or more and a total of 10 Chants that are 6-4 or taller.
- In fact, the Coastal offensive line average is 6-4 and 299 pounds this season.

- Leading the way is veteran returners **Will McDonald** (R-Sr.), **Donnell Wilson** (R-Sr.), **Dillon Luther** (R-Sr.), **Willie Moise** (R-Jr.), **Zovon Lindsay** (R-Sr.), and **Thomas Johnson** (R-So.), as well as transfers **Zac Elam** (Jr.) and **Evan Jumper** (Grad.).

DEFENSIVE NOTES

TURNOVER MACHINE

- The Chanticleers forced five turnovers against Marshall, intercepting four passes and recovering one fumble.
- Five different Chants tallied turnovers as **Courtney Eubanks, Keonte Lusk, Tray Brown,** and **Dre Pinckney** recorded interceptions, while **Micheal Mason** forced and recovered a fumble.
- Coastal's five turnovers were the most forced in a game by the Chants since Sept. 10, 2022, when CCU turned Gardner-Webb over five times.

POWELL LEADS THE DEFENSE

- **Juan Powell** transferred to the Chanticleers from East Carolina and has quickly made a name for himself.
- He set a career high with 10 stops against Georgia Southern.
- He had six solo stops among his tackles and added a pass breakup and a tackle for lost yardage.
- He leads the team in total tackles with 42.

PICK SIX SCORES

- The Chants have returned two interceptions for scores which leads the Sun Belt.
- The 265 yards in interception returns also leads the Sun Belt Conference and ranks second in the nation.

INT LEADER

- **Clayton Isbell** is tied for the conference lead with three interceptions on the season.
- He is also tied for ninth in the conference with eight passes defensed.
- Isabell is tied for first on the team in total tackles with 46.

RECORD SETTER

- When **Tobias Fletcher** returned his pick six for 100 yards against Duquesne, he set a CCU standard for the longest interception return in program history.
- His return for a score tied the program's longest scoring play that had been held by Devin Brown who had a 100-yard kickoff return against Furman (09-05-15).
- It is also the longest interception return in the nation this season.

MASON A PLEASANT ADDITION

- Super senior **Michael Mason** has been a

pleasant addition to the Chant's defensive front.

- He is fourth on the team in tackles with 38 and has 4.5 (-32) tackles for loss and 3.0 (-28) sacks.
- His 38 tackles are first among all the defensive linemen.
- Mason had a breakout game earlier this season against Jacksonville State.
- The Wofford transfer had eight tackles from his defensive line position.
- He had four solo stops along with four assists.
- He had a sack (-9 yds) and also tied for game-high honors with two tackles for lost yardage (-12 yds).

BIG GAME FROM ISBELL AT UCLA

- Transfer **Clayton Isbell** worked his way into the starting lineup and did not disappoint in his first game in a Chanticleer uniform at UCLA.
- Isbell tied for game-high honors with nine tackles and had a game-high three interceptions
- His three interceptions tied a CCU single-game record...Previous CCU players that intercepted three passes in one game were; Dontavius Johnson (vs. North Carolina A&T, Sept. 1, 2012); Josh Norman (vs. Gardner-Webb, Nov. 7, 2009); and, Marrio Norman (vs. Presbyterian, Oct. 20, 2007).

TOP SBC DEFENSIVE PLAYER OF THE WEEK

- With his solid performance at UCLA, **Clayton Isbell** was named the Sun Belt Conference Defensive Player of the Week.

NEW GUY CALLING THE D

- This season, the Chants' defense will be led by veteran collegiate coach **Craig Naivar**, who has nearly 30 years of experience, including in the Pac-12, Big 12, American, and Sun Belt conferences.
- Naivar, who was on the same coaching staff as Coach Beck at Texas from 2017-19, brings an aggressive defensive philosophy to the Teal and Bronze.

RELIABLE RETURNERS

- The Coastal defense will rely on several key returners from last season, including six of the top seven tacklers from last season highlighted by linebackers **JT Killen** and **Shane Bruce**.

LEADING TACKLERS RETURNING IN 2023

Chant	GP	SOLO	ASST	TOTAL
JT Killen (LB)	13	27	69	96.0
Shane Bruce (LB)	10	15	42	57.0

Charles Arnold Jr. (S)	13	24	30	54.0
Tre' Pinkney (LB)	12	22	28	50.0
Tobias Fletcher (S)	13	28	21	49.0
Joshua Madison (S)	12	30	13	43.0

EXPERIENCE LIES UP FRONT

- In addition to the experience returning at the linebacker position in **JT Killen** (R-Sr.), **Shane Bruce** (R-Jr.), **Tre' Pinkney** (R-Sr.), and **Mason Shelton** (R-Jr.), the defensive front line returns perhaps the most depth on the entire defense.
- The defensive line will be led by returners **Kennedy Roberts** (S-Sr.), **Ja'Quon Griffin** (S-Sr.), **Allen Henry** (R-Sr.), **Emmanuel Johnson** (Sr.), **Braylon Ryan** (R-Jr.), and **James Johnson Jr.** (R-Jr.).
- On top of those six returners, Coach Beck and his staff have added transfers **Will Whitson** (Independence C.C.), **Will Rogers** (South Carolina/McNeese State), **Demetrius Watson** (South Carolina), and **Micheal Mason** (Wofford).

SECONDARY RESET

- With the graduation of two-year starting cornerbacks Lance Boykin and D'Jordan Strong, the Chants have retooled at the cornerback position with transfers **Courtney Eubanks** (North Dakota State), **Keontae Jenkins** (TCU), **Keonte Lusk** (East Central University), and **Laurence Sullivan Jr.** (East Mississippi C.C.) to go along with returners **Jacob Proche** and **Matthew McDoom**.
- The group also includes freshmen **Trelon Slade** and **Javon Gillespie**, as well as **Nino Mastromatteo** and **Jayden Jackson**.

INFLUX OF ATHLETICISM

- The influx of talent on the defensive side of the ball is none more apparent than at the bandit, nickel, and safety positions.
- The bandit group includes the addition of **Carlos Hatcher** (Tulane), **Clinton Anokwuru** (Independence C.C.), and **Teddy Tiokeng** (Notre Dame College) as well as returner **Joah Cash**.
- The rush of athleticism continues with transfers **Juan Powell** (East Carolina) and **Avyonne Jones** (Wisconsin), joining former safety **Chase Atkinson** at the nickel spot.
- However, the most talented group on the defense could arguably be at the safety positions with returners **Tobias Fletcher**, **Joshua Madison**, and **Charles Arnold Jr.** being joined by a healthy **Dre Pinckney**, a returning **Jahmar Brown**, and newcomers **Abraham Temoney III**, **Clayton Isbell**, and **Derrick Maxey III**.

SPECIAL TEAMS NOTES

HENSLEY COMES THROUGH IN THE CLUTCH

• **Kade Hensley** made the most of his season debut as the Chants' starting place kicker against Appalachian State.

• Hensley made all three of his extra points and connected on both field-goal attempts, including the game-winner as time expired.

• The redshirt sophomore is 58-of-59 on extra points in his career and 14-of-17 on field goal attempts.

CRENSHAW CONTINUES HIS BOOMING PUNTS

• **Evan Crenshaw** has done a solid job punting the football this season for the Chants.

• He is averaging 42.7 yards per punt on 22 punts.

• Nine of his kicks have forced fair catches and four have been downed inside the opponents 20-yard line.

• Against Georgia Southern, Crenshaw averaged 51.7 yards per punt, including a career-long of 67 yards.

• Crenshaw ranks third in the Sun Belt in punting average.

WHAT A DIFFERENCE A YEAR MAKES

• For the first time in three years, the Chanticleers had a new long snapper, holder, placekicker, and punter last year, as Coastal returned just one player who attempted at least one kick in 2021.

• This season in 2023, the Chants return all its specialists from last season, with each player gaining valuable on-field experience last season.

• Returning to compete for both the placekicking and kickoff duties are both **Kade Hensley** and **Liam Gray**.

• Hensley, who handled most of the kicking duties last season, led the team in scoring with 70 points on the year. He was 46-for-47 in PATs, making at least one PAT in all 13 games on the season, and made good on 8-of-11 field goal attempts on the year.

• Gray, who missed the first three games of last season due to an injury, attempted just one field goal last season after going 1-for-2 with a long kick of 46 yards as a freshman in 2021.

• However, Gray was the kickoff specialist last season, tallying 49 kickoffs for 3,025 yards overall. He averaged 61.7 yards per kickoff on the year and totaled 16 touchbacks.

• Hensley held the kickoff responsibilities for the first three games of last season, posting 21 kickoffs for 1,229 yards, an average of 58.5 yards per kick, and four touchbacks.

• The punting duties will once again go to **Evan Crenshaw**, as last year as a true freshman he punted in all 13 games on the season for the Chants. He totaled 51 punts for 1,975 yards, an average of 38.7 yards per punt. He had two punts over 50 yards on the year, including a season-long 54-yard punt versus Appalachian State (Nov. 3, 2022).

• Veteran **Payton Bunch** will continue with the long snapping duties, as he snapped for field goals, extra-point attempts, and punts all season long in 2022, while fellow Chant **Mack West** will be the holder once again in 2023.

PRESEASON LOVE FOR THE SPECIALISTS

• Second-year punter **Evan Crenshaw** was named to the 2023 College Football Network Preseason All-Sun Belt third team.

• Kicker **Liam Gray**, who handles the kickoff duties for the Chants, was named a 2023 College Football Network Preseason All-Sun Belt honorable mention.

• Sophomore returner **Matthew McDoom** was named to the 2023 Preseason All-Sun Belt second team as a return specialist and earned a spot on the preseason second team for both Phil Steele and Athlon Sports.

• McDoom was also named to the 2023 College Football Network Preseason All-Sun Belt third team as a kick returner.

EXTRA POINTS

RECENT GRADUATES

• The 2023 Coastal Carolina roster has a total of 25 student-athletes that have already received a degree.

Chant Grads

- Kennedy Roberts (DL)
- Sam Pinckney (WR)
- Micheal Mason (DL)
- Carlos Hatcher (Bandit)
- Jahmar Brown (S)
- Evan Jumper (OL)
- Payton Bunch (LS)
- Jarrett Guest (QB)
- Zovon Lindsay (OL)
- Donnell Wilson (OL)
- Ja'Quon Griffin (DL)
- JT Killen (LB)
- CJ Beasley (RB)
- Reese White (RB)
- Deon Fountain (WR)
- Will McDonald (OL)
- Jayden Addison (Bandit)
- Clayton Isbell (S)
- Will Rogers (DL)
- Danny Files (OL)
- Tavyn Jackson (Nickel)
- Genson Hooper Price (WR)
- Abraham Temoney III (S)
- Juan Powell (Nickel)
- Matt Alaimo (TE)

#PROCHANTS

• The Chanticleers will have a handful of former players playing professionally this season in the NFL, USFL, CFL, and overseas.

NFL

- Lance Boykin Seattle Seahawks
- C.J. Brewer Tampa Bay Buccaneers
- Anthony Chesley * Tampa Bay Buccaneers
- Jerrod Clark Los Angeles Chargers
- Jeffrey Gunter Cincinnati Bengals
- Tarron Jackson Philadelphia Eagles
- Isaiah Likely Baltimore Ravens

USFL

- Shermari Jones Houston Gamblers
- CJ Marable Birmingham Stallions

CFL

- Jaivon Heiligh * Winnipeg Blue Bombers
- Enock Makonzo Edmonton Elks
- Tyler Roberts Calgary Stampeders

XFL

- Silas Kelly Seattle Sea Dragons

EUROPEAN LEAGUE OF FOOTBALL

- Alex Spillum Berlin Thunder

2023 PRESEASON HONORS

CHARLES ARNOLD JR. – R-SO., S

- 2023 College Football Network Preseason All-Sun Belt Third Team

CJ BEASLEY – R-JR., RB

- 2023 Wuerffel Trophy Preseason Watch List
- 2023 College Football Network Preseason All-Sun Belt Third Team
- 2024 East-West Shrine Bowl 1000 Preseason List

BRAYDON BENNETT – R-JR., RB

- 2024 East-West Shrine Bowl 1000 Preseason List
- 2023 Athlon Sports Preseason All-Sun Belt Third Team
- 2023 Comeback Player of the Year Preseason Watch List

JARED BROWN – R-SO., WR

- 2023 Preseason All-Sun Belt First Team
- 2023 Phil Steele Preseason Sun Belt Conference All-Conference First Team
- 2023 College Football Network Preseason All-Sun Belt First Team
- 2023 Pro Football Focus (PFF) College Preseason All-Sun Belt Second Team
- 2023 Athlon Sports Preseason All-Sun Belt Third Team

SHANE BRUCE – R-JR., LB

- 2023 Athlon Sports Preseason All-Sun Belt Fourth Team

EVAN CRENSHAW – SO., P

- 2023 College Football Network Preseason All-Sun Belt Third Team

LIAM GRAY – R-SO., PK

- 2023 College Football Network Preseason All-Sun Belt Honorable Mention

JA'QUON GRIFFIN – S-SR., DL

- 2023 College Football Network Preseason All-Sun Belt First Team
- 2023 Pro Football Focus (PFF) College Preseason All-Sun Belt Second Team
- 2023 Athlon Sports Preseason All-Sun Belt Fourth Team

CLAYTON ISBELL – S-SR., S

- 2024 East-West Shrine Bowl 1000 Preseason List

JT KILLEN – R-SR., LB

- 2023 Preseason All-Sun Belt First Team
- 2023 HERO Sports' Group of Five All-American Third Team
- 2023 Lombardi Award Preseason Watch List
- 2023 College Football Network Preseason All-Sun Belt First Team
- 2023 Phil Steele Preseason Sun Belt Conference All-Conference First Team
- 2023 Athlon Sports Preseason All-Sun Belt Second Team
- 2024 East-West Shrine Bowl 1000 Preseason List

KEONTE LUSK - R-SR., CB

- 2023 College Football Network Preseason Sun Belt Conference Defensive Newcomer of the Year

DILLON LUTHER – R-SR., OL

- 2023 College Football Network Preseason All-Sun Belt Third Team

WILL MCDONALD – R-SR., OL

- 2023 Preseason All-Sun Belt Second Team
- 2023 Pro Football Focus (PFF) College Preseason All-Sun Belt Third Team
- 2023 Phil Steele Preseason Sun Belt Conference All-Conference Third Team
- 2023 Athlon Sports Preseason All-Sun Belt Third Team
- 2023 College Football Network Preseason All-Sun Belt Honorable Mention

GRAYSON MCCALL – R-SR., QB

- 2023 Sun Belt Conference Preseason Offensive Player of the Year
- 2023 Preseason All-Sun Belt First Team
- 2023 Walter Camp Player of the Year Preseason Watch List
- 2023 Manning Award Preseason Watch List
- 2023 Davey O'Brien Award Preseason Watch List
- 2023 Maxwell Award Preseason Watch List
- 2023 Johnny Unitas Golden Arm Award Preseason Watch List
- 2023 HERO Sports' Group of Five All-American Second Team
- 2023 College Football News (CFN) All-American Honorable Mention
- 2023 College Football News (CFN) Sun Belt Preseason Offensive Player of the Year
- 2023 College Football News (CFN) All-Sun Belt Preseason Team
- 2023 College Football Network Sun Belt Conference Quarterback of the Year
- 2023 College Football Network Preseason All-Sun Belt First Team
- 2023 Pro Football Focus (PFF) College Preseason All-Sun Belt First Team
- 2023 Phil Steele Preseason Sun Belt Conference All-Conference First Team
- 2023 Athlon Sports Preseason All-Sun Belt First Team
- 2023 Reese's Senior Bowl Preseason Watch List
- 2024 East-West Shrine Bowl 1000 Preseason List

MATTHEW MCDOOM – SO., CB

- 2023 Preseason All-Sun Belt Second Team – Return Specialist
- 2023 Phil Steele Preseason Sun Belt Conference All-Conference Second Team (Kick Returner)
- 2023 Athlon Sports Preseason All-Sun Belt Second Team (Kick Returner)
- 2023 College Football Network Preseason All-Sun Belt Third Team (Kick Returner)
- 2023 College Football Network Preseason All-Sun Belt Honorable Mention (Defense)

DRE PINCKNEY – R-SO, S

- 2023 Comeback Player of the Year Preseason Watch List

SAM PINCKNEY – S-SR., WR

- 2023 Preseason All-Sun Belt First Team
- 2023 Biletnikoff Award Preseason Watch List
- 2023 HERO Sports' Group of Five All-American Second Team
- 2023 College Football Network Preseason Sun Belt Conference Wide Receiver of the Year
- 2023 College Football Network Preseason All-Sun Belt First Team
- 2023 College Football News (CFN) All-Sun Belt Preseason Team
- 2023 Pro Football Focus (PFF) College Preseason All-Sun Belt First Team
- 2023 Phil Steele Preseason Sun Belt Conference All-Conference First Team
- 2023 Athlon Sports Preseason All-Sun Belt First Team
- 2024 East-West Shrine Bowl 1000 Preseason List

KENNEDY ROBERTS – S-SR., DL

- 2023 Outland Trophy Preseason Watch List
- 2023 Phil Steele Preseason Sun Belt Conference All-Conference Second Team

REESE WHITE – S-SR., RB

- 2023 College Football Network Preseason All-Sun Belt Third Team
- 2023 Athlon Sports Preseason All-Sun Belt Fourth Team

DONNELL WILSON – R-SR., OL

- 2023 Phil Steele Preseason Sun Belt Conference All-Conference Third Team

QUICK FACTS

UNIVERSITY INFORMATION	
Name of School	Coastal Carolina University
	* Coastal Carolina, Coastal, or CCU
Location	Conway, S.C.
Founded	1954
Enrollment	10,695
Nickname	Chanticleers
Pronunciation of Nickname	SHON-ti-cleers
Mascot	Chauncey
School Colors	Teal, Bronze, and Black
Affiliation	NCAA Division 1 FBS
Conference	Sun Belt Conference
University President	Michael T. Benson, D.Phil.
Alma Mater	BYU (1990)
V.P. of Intercollegiate Athletics	Matt Hogue
Alma Mater	South Carolina (1993)
Athletic Department Phone	843-349-2820
Ticket Office Phone	843-347-8499
University Website	www.coastal.edu
Athletics Website	www.GoCCUsports.com
Conference Website	www.sunbeltsports.org

STADIUM INFORMATION

Stadium Name	Brooks Stadium
Field Name	Benton Field
Surface	Artificial Turf (Teal "Surf Turf")
Capacity	20,000
Press Box Phone	843-234-3404
First Year	2003
Renovations	2006, 2010, 2012, 2017, 2019
First Game	Sept. 6, 2003 (Coastal 21, Newberry 14)
Largest Crowd	21,224 (Nov. 3, 2022 - CCU 35, App State 28)
Record at Stadium	92-33 (.736)
Most Consecutive Wins at Stadium	13 (2012-14)

COASTAL CAROLINA FOOTBALL HISTORY

First Year	2003
All-Time Record	163-87 (.652)
All-Time Conference Record	73-45 (.619)
Sun Belt Conference (2017-present)	29-24 (.547)
Big South Conference (2003-15)	44-21 (.677)
NCAA FBS All-Time Bowl Game Record	1-2 (.333)
Years in a NCAA FBS Postseason Bowl Game	3
	2020 • 2021 • 2022
NCAA FCS All-Time Playoff Record	4-6 (.400)
Years in NCAA FCS Playoffs	6
	2006 • 2010 • 2012 • 2013 • 2014 • 2015
Conference Championships	9
	2004 • 2005 • 2006 • 2010 • 2012 • 2013 • 2014 • 2016* • 2020

*Football Transition Committee Conference Champions

COASTAL CAROLINA COACHES

Tim Beck	Head Coach (First Season)
Overall Record at Coastal	5-3
Overall Career Record	-3
Travis Trickett	Offensive Coordinator / QB
Craig Naivar	Defensive Coordinator / Safeties
Dan Carrel	Co-Defensive Coordinator / LB
Josh Miller	Special Teams Coordinator / OLB
Jimmy Brumbaugh	Defensive Run-Game / DL
Xavier Dye	Running Backs
Curtis Fuller	Cornerbacks
Perry Parks	Wide Receivers
Kriss Proctor	Tight Ends
Derek Warehime	Offensive Line
Quinn Barham	Speed, Strength, and Conditioning

FUTURE NON-CONFERENCE SCHEDULES

2024
 8/31 – at Jacksonville State
 9/7 – William & Mary
 9/14 – at Temple
 9/21 – Virginia

2025
 8/30 – at Virginia
 9/6 – Charleston Southern
 11/22 – at South Carolina

2026
 9/12 – Fordham
 9/19 – Temple
 10/17 – Army

2027
 9/18 – Liberty
 10/16 – at Army

2028
 10/14 – at Liberty

2029
 9/29 – at Liberty

2030
 9/28 – Liberty

2033
 9/17 - at BYU

ON THIS DATE IN CCU FOOTBALL HISTORY

- The Chanticleers' game with Marshall will be the fourth time the Chants have played on Oct. 28.
- Coastal is 2-1 on this date all-time.

DATE	OPPONENT	RESULT
11/04/06	Savannah State	W, 66-6
11/04/17	at Arkansas	L, 38-39
11/04/23	at Old Dominion	???

SUN BELT BOWL TIE INS



CURE BOWL
 Saturday, December 16
 3:30 p.m. ET
 ESPN



68 VENTURES BOWL
 Saturday, December 23
 7 p.m. ET
 ESPN




MYRTLE BEACH BOWL
 Monday, December 18
 2:30 p.m. ET
 ESPN



R-L CARRIERS NEW ORLEANS BOWL
 Saturday, December 16
 2:15 p.m. ET
 ESPN



CAMELLIA BOWL
 Saturday, December 23
 Noon ET
 ESPN



Team	— SUN BELT GAMES —					— OVERALL —				
	Record	Pct.	H	A	Streak	Record	Pct.	H	A	Streak
EAST DIVISION										
James Madison	5-0	1.000	3-0	2-0	W-4	8-0	1.000	4-0	4-0	W-8
Georgia Southern	3-1	.750	3-0	0-1	W-2	6-2	.750	5-0	1-2	W-2
Georgia State	3-2	.600	2-1	1-1	L-1	6-2	.750	3-1	3-1	L-1
Coastal Carolina	3-2	.600	1-1	2-1	W-3	5-3	.625	3-1	2-2	W-3
Old Dominion	3-2	.600	2-0	1-2	L-1	4-4	.500	3-1	1-3	L-1
App State	2-2	.500	1-1	1-1	W-1	4-4	.500	3-1	1-3	W-1
Marshall	1-3	.250	1-1	0-2	L-3	4-4	.500	3-1	1-3	L-4
WEST DIVISION										
Troy	3-1	.750	1-1	2-0	W-3	6-2	.750	3-1	3-1	W-5
Louisiana	2-2	.500	1-1	1-1	W-1	5-3	.625	3-1	2-2	W-1
Texas State	2-2	.500	1-1	1-1	L-1	5-3	.625	3-1	2-2	L-1
Arkansas State	2-2	.500	1-1	1-1	W-1	4-4	.500	2-2	2-2	W-1
South Alabama	2-2	.500	1-1	1-1	L-1	4-4	.500	2-2	2-2	L-1
ULM	0-5	.000	0-3	0-2	L-5	2-6	.250	2-3	0-3	L-6
Southern Miss	0-5	.000	0-2	0-3	L-5	1-7	.125	1-3	0-4	L-7

2023 SUN BELT PRESEASON POLL

2023 Sun Belt Football Coaches Poll
(first-place votes in parentheses)

East Division

1. James Madison – 78 Points (4)
2. App State – 75 Points (4)
- 3. Coastal Carolina – 71 Points (3)**
4. Marshall – 68 Points (2)
5. Georgia Southern – 52 Points (1)
6. Georgia State – 31 Points
7. Old Dominion – 17 Points

West Division

1. Troy – 92 Points (10)
2. South Alabama – 85 Points (4)
3. Louisiana – 64 Points
4. Southern Miss – 62 Points
5. Texas State – 36 Points
6. Arkansas State – 33 Points
7. ULM – 20 Points

SUN BELT FOOTBALL SCHEDULE

THURSDAY • OCTOBER 26

TIME (ET)

Georgia State at Georgia Southern

Georgia Southern, 44-27

SATURDAY • OCTOBER 28

TIME (ET)

Southern Miss at App State

App State, 48-38

Arkansas State at ULM

Arkansas State, 34-24

Louisiana at South Alabama

Louisiana, 33-20

Marshall at Coastal Carolina

Coastal Carolina, 34-6

Troy at Texas State

Troy, 31-13

Old Dominion at James Madison

James Madison, 30-27

THURSDAY • NOVEMBER 2

TIME (ET)

South Alabama at Troy

7:30 PM

SATURDAY • NOVEMBER 4

TIME (ET)

Louisiana at Arkansas State

3:00 PM

James Madison at Georgia State

3:30 PM

Coastal Carolina at Old Dominion

3:30 PM

ULM at Southern Miss

4:00 PM

Marshall at Appalachian State

6:00 PM

Georgia Southern at Texas State

7:00 PM



BE A MAN (BAM)

What is BAM? It’s about standing on your own two feet and learning to take responsibility for yourself. We expect everyone associated with our program — players, coaches, and support staff — to live up to that responsibility. We have to follow laws, university rules, and NCAA regulations and take our one standard — BAM — very seriously.

BAM has nothing to do with gender. It has everything to do with being a great leader. A great leader has respect for others and cares about other people in his or her charge. Everybody on our team is somebody’s son or brother, and there is a responsibility associated with that.

Our mission at Coastal Carolina is that we’re going to put a team on the field that anyone associated with Coastal is going to be proud of. While winning is an important part of that, it also means that you never, ever, ever take a play off. You always give 100 percent of everything you have. This is not just football. We expect that in every endeavor our players undertake.

LIFE AFTER FOOTBALL (LAF)

Coastal is the ONLY program in the country to take 30 minutes a week out of practice to talk to our players about current events and topics that help them prepare for life after football.

AHEAD OF THEIR TIME


Led by then-head coach **Joe Moglia**, the 2016 Coastal Carolina football team all voted in the 2016 United States Presidential Election.

The Chants, who took practice time to participate and observe in mock debates and openly discuss the impact that the election has on our country, were the first NCAA football program to have the entire team vote on that first Tuesday in November.

BROOKS STADIUM

QUICK FACTS

ORIGINAL COST: \$11.6 million
 BENTON FIELD:
 • Natural grass from 2003-2014
 • Added Powerblade SD Teal Turf in 2015
 ORIGINAL BUILDING TIME FRAME:
 Construction Started – March 2002
 Groundbreaking – July 30, 2002
 Opening Game – Sept. 6, 2003
 GENERAL CONTRACTOR:
 Hill Construction
 ARCHITECTS:
 McMillan Smith & Partners



The Coastal Carolina University football stadium officially opened as Brooks Stadium on Sept. 6, 2003, for the inaugural home game of the Chanticleer football program. Scoring a touchdown with just seconds left on the clock, the Chanticleers defeated Newberry College 21-14.

With a gift from the late businessman Bob Brooks, the stadium was named in honor of Brooks’ children Coby Garrett and Boni Belle. The \$2 million gift is still among the largest gifts ever made to the University.

Brooks, who grew up on a farm in Loris, S.C., was the CEO and founder of Eastern Foods, Inc., creators of the Naturally Fresh line of products, and chairman of Hooters of America, Inc. He also created Hooters Air Charter Airline, the National Golf Association Hooters Tour, and the Hooters ProCup Series, a series of short-track races in small towns throughout the Southeast and Midwest. Brooks passed away in 2006.

Phase I of the stadium construction included 6,408 seats, while Phase II added almost 1,000 additional seats prior to the 2006 season. The third phase of Brooks Stadium was completed in 2010 when approximately 1,600 seats were added directly behind the north end zone. Affectionately referred to as the Chantourage section, the seating directly in front of the field house was designated as the student section in 2011.

Brooks Stadium has been ranked among the top stadiums in the nation in attendance based on capacity. In 2010, the Chanticleers hosted a first-round NCAA Division I Football Championship playoff game against Western Illinois. The game marked the first postseason game played in Brooks Stadium.

On Feb. 15, 2013, the women’s lacrosse team opened its inaugural season on its new home field inside Brooks Stadium. Women’s lacrosse became the 18th Division I sports program for the Chanticleers.

The facility underwent a major transformation in the spring of 2015 as Benton Field went from natural grass to artificial teal turf ... or “The Surf Turf.” The first pieces of Powerblade SD turf were laid on April 2 and the project was completed later that month. The project had a budget of \$1.2 million.

Brooks Stadium was designed and built with the capability to expand from its inception. That original design came to fruition as Coastal embarked on another two-phase expansion in the spring of 2017 that brought the capacity to approximately 20,000.

The first phase boosted the seating capacity to 15,000 and included adding seats to both corners of the end zone nearest the field house, expanding the sections closest to the field on both sides toward the scoreboard, and expanding the upper deck on the east side to match the length of the lower deck.

Prior to the 2019 season, a second level and premium suites were completed on the west side to increase the capacity to 20,000. The cost of the two-phase project was \$31.8 million.

STADIUM CAPACITY THROUGH THE YEARS

2003	6,408
2006	7,322
2010	9,102
2012	9,214
2017	15,000
2019	20,000



**HEAD COACH
TIM BECK**

FIRST SEASON

Tim Beck was named the fourth head football coach in Coastal Carolina's 20-year history, Chair of Athletics, Executive Director for Football, and Executive Adviser for the President Joe Moglia announced on Dec. 4.

An experienced leader with 35 years of coaching experience, Beck brings with him 18 years of Power 5 coaching experience to CCU, including spending the last 12 years as an offensive coordinator at Nebraska, Ohio State, Texas, and NC State.

The offensive coordinator and quarterbacks coach at NC State for each of the last three seasons (2020-22), Beck has helped lead the Wolfpack to three-consecutive eight-plus win seasons, three-straight bowl appearances, and a combined record of 25-11.

As a collegiate coach, he has helped guide teams to 17 postseason bowl games, including this season. Beck has also coached in a postseason bowl game in every year since 2007, including helping Ohio State compete in the College Football Playoff in 2016.

Last season, NC State finished the regular season at 8-4 overall and was ranked as high as No. 16 in the College Football Playoff Rankings and was most recently ranked No. 25 in the latest rankings.

NC State was also ranked in the Associated Press Top 25 Poll for 11-straight weeks and in the USA TODAY Sports AFCA Coaches Poll for 12 consecutive weeks last season, reaching as high as No. 10 in both national polls in week four (Sept. 25).

Despite losing Heisman Trophy contender quarterback Devin Leary in a 19-17 win over Florida State in Week 6 (Oct. 8), Beck's offense was able to regroup and help the Wolfpack finish out the regular season with wins over Virginia Tech and nationally-ranked in-state foes Wake Forest and North Carolina.

Recognized as the nation's eighth-best recruiter by 247Sports.com in 2020, Beck has been a three-time nominee for the Broyles Award, an award given to the nation's top assistant coach in all of FBS.

In each of his past two seasons in Raleigh, N.C., Beck's offense has ranked in the top half of the highly-touted Atlantic Coast Conference (ACC) in scoring offense, total offense, and passing offense, while continuing to set program records along the way.

Under Beck's tutelage, Leary set a new NC State school record for most touchdown passes in a single season in 2021 with 35. He became one of just three quarterbacks in ACC history to post a 3,400-yard and 35-touchdown regular season. He also passed for 27 touchdowns in ACC play, a mark that led the conference, and he became the first Pack quarterback to throw for four or more touchdowns against five ACC opponents.

Despite starting two different quarterbacks in 2020, Beck's offense posted some of the top offensive marks in school history: passing yards (3,154, 11th), passing yards per game (252.8, 9th), completion percentage (.628, 5th), scoring (363 pts, 12th), first downs (267, 10th), fewest turnovers (19, 10th), and fewest fumbles lost (4, 1st).

Both starting quarterbacks in 2020 finished the season with some of the top passing efficiency marks in school history. Leary's 148.33 mark is second in school history only to Philip Rivers, while Bailey Hockman's 138.08 mark ranks sixth in school history.

Prior to joining the Wolfpack in 2020, Beck coached for three years as the offensive coordinator and quarterbacks coach at Texas from 2017-19.



Before joining the Longhorns, Beck was at the offensive coordinator at Ohio State from 2015-16 where his offenses helped lead the Buckeyes to back-to-back double-digit win seasons, going 12-1 in 2015 and 11-2 in 2016.

Between 2011-14, Beck's Nebraska offenses ranked among the best in the Big Ten Conference and his passing attack amassed more than 10,000 yards during that time with 86 touchdowns. In his four seasons as coordinator, the Huskers averaged 33.5 points per game. The Huskers broke more than 50 individual records, including career marks for passing yards, completions, passing touchdowns, yards from scrimmage, and total offense.

Prior to Nebraska, Beck was at Kansas where he was the Jayhawks' receivers coach in each of his three seasons (2005-07). He was promoted to passing game coordinator in 2007.

Beck came to KU as one of the most respected high school coaches in the state of Texas, serving three seasons at Summit High in Mansfield. He was the 2003 District Coach of the Year, and a season later, Summit High advanced to the quarterfinals of the state playoffs with a 9-4 record.

Beck was head coach at R.L. Turner High in Carrollton, Texas, from 1999-2001, leading the school to back-to-back playoff appearances and consecutive winning seasons for the first time in 25 years. Beck was named the district coach of the year in 2000.

Prior to coaching in the Texas prep ranks, Beck worked at Missouri State for three seasons from 1996-98, including one season as the offensive coordinator.

Beck started his coaching career as an assistant at Miramar (Fla.) High School in 1988-89 and then moved to Illinois State as outside linebackers and punters coach in 1990. He spent two seasons on Bill Snyder's Kansas State staff (1991-92) as a graduate assistant.

An Ohio native, Beck played one year of football at Central Florida (1985), and he graduated from there in 1988 with a degree in liberal studies. He also has a master's in counseling and guidance from Kansas State University (1992).

TIM BECK'S COACHING HISTORY

<u>Year(s)</u>	<u>School</u>	<u>Position</u>
1988-89	Miramar (Fla.) HS	Assistant Coach
1990	Illinois State	OLB/Punters
1991-92	Kansas State	GA
1993-95	Saguaro (AZ) HS	Head Coach
1996	Missouri State	Wide Receivers
1997	Missouri State	Pass Game Coordinator/WR
1998	Missouri State	Offensive Coordinator/QB
1999-01	R.L. Turner (TX) HS	Head Coach
2002-04	Mansfield Summitt (TX) HS	Head Coach
2005-06	Kansas	Wide Receivers
2007	Kansas	Pass Game Coordinator/WR
2008-10	Nebraska	Running Backs
2011-14	Nebraska	Offensive Coordinator/QB
2015-16	Ohio State	Co-Offensive Coordinator/QB
2017-19	Texas	Offensive Coordinator/QB
2020-22	NC State	Offensive Coordinator/QB
2023	Coastal Carolina	Head Coach

GRAYSON MCCALL



GRAYSON MCCALL

QB | 6-3 | 220 | R-Sr.

CAREER STATS

PASSING

YEAR	G-GS	CMP	ATT	YDS	PCT	TD	INT	LG
2019	2-0	4	4	25	100.0	1	0	14
2020	11-11	172	250	2488	68.8	26	3	75
2021	11-11	176	241	2873	73.0	27	3	99
2022	11-11	207	297	2700	69.7	24	2	75
2023	7-7	151	224	1919	67.4	10	6	63
CAREER	42-40	710	1016	10005	69.9	88	14	99

RUSHING

YEAR	G-GS	ATT	YDS	AVG.	TD	LG
2019	2-0	2	11	5.5	0	7
2020	11-11	111	569	5.1	7	62
2021	11-11	93	290	3.1	4	25
2022	11-11	91	195	2.1	6	21
2023	7-7	53	48	0.9	1	12
CAREER	42-40	350	1113	3.2	18	62

2023 HONORS

2023 Preseason Sun Belt Offensive Player of the Year

2023 Preseason All-Sun Belt First Team

2023 Walter Camp Player of the Year Preseason Watch List

2023 Maxwell Award Preseason Watch List

2023 Davey O'Brien Award Preseason Watch List

2023 Manning Award Preseason Watch List

2023 Johnny Unitas Golden Arm Award Preseason Watch List

2023 HERO Sports' Group of Five All-American Second Team

2023 College Football News (CFN) All-American
Honorable Mention

2023 College Football News (CFN) Sun Belt Conference
Preseason Offensive Player of the Year

2023 College Football News (CFN) All-Sun Belt Conference
Preseason Team

2023 Pro Football Focus (PFF) College Preseason
All-Sun Belt First Team

2023 College Football Network Sun Belt Conference
Quarterback of the Year

2023 College Football Network Preseason All-Sun Belt
First Team

2023 Phil Steele Preseason Sun Belt Conference
All-Conference First Team

2023 Athlon Sports Preseason All-Sun Belt First Team

2023 Reese's Senior Bowl Preseason Watch List

2024 East-West Shrine Bowl 1000 Preseason List

3x Sun Belt Conference Player of the Year

COASTAL CAROLINA DEPTH CHART

OFFENSE (SPREAD OPTION)

- **Travis Trickett** Offensive Coordinator/Quarterbacks
- **Xavier Dye** Runningbacks
- **Perry Parks** Wide Receivers
- **Derek Warehime** Offensive Line
- **Kriss Proctor** Tight Ends

LT	62 68	NICK DEL GRANDE Joe Hanson	6-4 6-5	300 300	R-Fr. Fr.
LG	66 73	WILL McDONALD Anthony Walton	6-2 6-4	295 310	R-Jr. R-Fr.
C	58 72	THOMAS JOHNSON Evan Jumper	6-3 6-4	300 285	R-So. Gr.
RG	65 57	DILLON LUTHER Zac Elam	6-3 6-1	310 290	R-SR. Jr.
RT	64 78	ZOVON LINDSAY Tyler Wagner	6-4 6-5	300 310	R-Sr. R-Jr.
TE	85 87	KENDALL KARR Matt Alaimo	6-3 6-5	245 250	R-Jr. S-Sr.
WR	82 0	JAMESON TUCKER Deon Fountain	6-2 5-11	190 190	R-Fr. R-Sr.
WR	14 83	JARED BROWN Kyle Duplessis	6-0 5-10	185 195	R-So. R-So.
WR	15 9	SAM PINCKNEY Genson Hooper-Prise	6-4 6-5	220 220	R-Sr. R-Sr.
QB	10 7	GRAYSON MCCALL Jarrett Guest	6-3 6-3	220 200	R-Sr. R-Sr.
RB or	1 3	BRAYDON BENNETT MAX BALTHAZAR	6-2 5-11	215 205	R-Jr. R-So.
RB or	2 4	REESE WHITE CJ BEASLEY	5-10 5-10	205 215	S-Sr. R-Jr.

DEFENSE (MULTIPLE)

- **Craig Naivar** Defensive Coordinator/Safeties
- **Dan Carrel** Co-Defensive Coordinator Linebackers
- **Curtis Fuller** Cornerbacks
- **Jimmy Brumbaugh** Defensive Run Game Coord. /Defensive Line
- **Josh Miller** Outside Linebackers/Special Teams

DE	3 47	JA'QUON GRIFFIN Clinton Anokwuru	6-0 6-4	255 25	R-SR. R-Jr.
DL	99 52	KENNEDY ROBERTS Allen Henry	6-3 6-2	290 290	S-Sr. Rr.
DL	94 44	MICHAEL MASON Will Whitson	6-3 6-5	280 285	S-Sr. Sr.
OLB	42 36	BRAYLON RYAN Joah Cash	6-2 6-2	260 245	R-Jr. R-So.
LB or	21 55 34	JT KILLEN Tray Brown Wyatt Gedeon	6-3 6-1 6-1	225 235 230	R-Sr. R-So. Fr.
LB	1 39	SHANE BRUCE Tré Pinkney	6-0 6-1	235 220	R-Jr. R-Sr.
N	0 9	JUAN POWELL Avyonne Jones	5-11 5-11	190 190	R-SR. R-Fr.
CB	7 15	KEONTE LUSK Trelon Slade	5-11 6-1	195 175	R-Sr. Fr.
CB or	16 2	MATTHEW MCDOOM COURTNEY EUBANKS	5-11 5-10	170 185	SO. Sr.
FS	22 12	CLAYTON ISBELL Dre Pinckney	6-2 6-0	220 205	S-SR. R-So.
SS or	4 19	TOBIAS FLETCHER ABRAHAM TEMONEY III	5-10 6-4	170 200	JR. R-SR.

SPECIALISTS

- **Josh Miller** Special Teams

PK	25 31	KADE HENSLEY Liam Gray	5-10 6-0	190 200	R-So. R-So.
P	28 95	EVAN CRENSHAW Mack West	6-4 5-8	190 180	SO. R-So.
LS	81 46	PAYTON BUNCH John Kirkpatrick	6-3 6-2	200 230	R-Sr. R-So.
KO or	31 25	LIAM GRAY KADE HENSLEY	6-0 5-10	205 190	R-So. R-So.
H	95	MACK WEST	5-8	180	R-So.
PR	14	JARED BROWN	6-0	190	R-So.
KR	16 14 2 5	MATTHEW MCDOOM JARED BROWN Reese White Ja'Vin Simpkins	5-11 6-0 5-10 5-9	170 185 205 190	So. R-So. S-Sr. Fr.

PRONUNCIATION GUIDE

3 Max BALTHAZAR.....BALL-Tuh-zar	33 Joshua SADDLER.....SAD-LER
3 JA'QUON Griffin.....Juh-Qwan	47 Clinton ANOKWURU
4 TOBIAS Fletcher.....Toe-bye-us	un-KNOCK-woo-roo
5 JA'VIN Simpkins.....Jay-vin	49 FARRADJ TITKIPINA.....
6 Chris RHONE.....Roan (like loan)	Fah-rodh Titi-kuh-pina
6 Teddy TIOKENG.....Tio-ken	57 Zac ELAM.....Ee-lam
9 AVYONNE Jones.....AY-vee-on	62 Nick Del GRANDE.....Del GRAHN-DAY
10 TAVYN Jackson.....Tay-vin	64 ZOVON Lindsay.....Zo-vahn
11 DE'ANDRE Coleman.....Dee-Ahn-dray	67 DONAVAN Manson.....Don-uh-van
15 TRELON Slade.....Trey-LAN	69 Willie MOISE.....MOISE (Like Noise)
17 Luke SATHER.....SATH-ER	80 DAMI'ON Thompson.....DAME-ee-on
19 Abraham TEMONEY III.....Tee-Money	83 KYRE DUPLESSIS.....
21 JT KILLEN.....Kill-in	Kye-ree Du-place-ee
22 Clayton ISBELL.....Is-bell	87 Matt ALAIMO.....uh-lie-mo
23 JAHBARI KUYKENDALL.....	95 Matt SCICCHITANO.....Shic-hit-tano
Juh-bar-ee KER-ken-doll	96 KYRIE Samuel.....Kye-ree
26 Javon GILLESPIE.....Gill-es-pee	
27 Spencer KISHBAUGH.....Kish-BAH	CHANTICLEERS.....SHON-ti-cleers
27 Nathan SCHUESSLER.....SHOWs-sler	CHANTS.....SHONTs

COASTAL CAROLINA FOOTBALL ROSTER

ALPHABETICAL		NO.	NAME	CLASS	POS.	HT	WT	HOMETOWN / HIGH SCHOOL (PREVIOUS SCHOOL)
		0	Deon Fountain	R-Sr.	WR	5-11	190	Valdosta, Ga. / Brooks County HS
59	Jayden Addison	Bandit		R-Sr.	Nickel	5-11	190	Atlanta, Ga. / Douglass HS (East Carolina)
87	Matt Alaimo	TE		R-Jr.	RB	6-2	215	Greenville, S.C. / Southside HS
47	Clinton Anokwuru	Bandit		R-Jr.	LB	6-0	235	Carrollton, Ga. / Central HS
38	Charles Arnold Jr.	S		Sr.	CB	5-10	185	St. Petersburg, Fla. / Admiral Farragut Academy (North Dakota State)
20	Chase Atkinson	Nickel		S-Sr.	RB	5-10	205	Sandy Springs, Ga. / Riverwood International Charter School
37	Cameron Avery	LB		R-So.	RB	5-11	205	Fort Lauderdale, Fla. / TRU Prep Academy / University School
3	Max Balthazar	RB		S-Sr.	DL	6-0	270	Rome, Ga. / Rome HS (Georgia Tech)
4	CJ Beasley	RB		R-Jr.	RB	5-10	215	Norfolk, Va. / Maury HS
1	Braydon Bennett	RB		Jr.	S	5-10	170	Atlanta, Ga. / Carver HS
81	Cane Berrong	TE		R-Jr.	CB	5-10	180	South Norfolk, Va. / Frank W. Cox HS (TCU)
12	Blake Boda	QB		Fr.	RB	5-9	190	Miami, Fla. / Norland HS
56	Bryson Boone	DL		R-So.	WR	6-3	200	Columbia, S.C. / Gray Collegiate Academy
18	Jahmar Brown	S		R-Jr.	Bandit	6-2	240	Silver Spring, Md. / James Hubert Blake HS (Notre Dame College)
14	Jared Brown	WR		R-Sr.	QB	6-3	200	Marietta, Ga. / Kennesaw Mountain HS
55	Tray Brown	LB		R-Sr.	CB	5-11	195	Everman, Texas / Everman HS (East Central University)
1	Shane Bruce	LB		Sr.	WR	6-0	180	Longwood, Fla. / Master's Academy [Fla.]
81	Payton Bunch	LS		R-Sr.	WR	6-5	220	Houston, Texas / St. John's School (Northwestern)
36	Joah Cash	Bandit		R-Fr.	Nickel	5-11	190	Southlake, Texas / Southlake Carroll HS (Wisconsin)
11	De'Andre Coleman	WR		Grad.	Nickel	5-11	195	Tallahassee, Fla. / Rickards HS (Coffeyville C.C.)
76	Marlon Corey II	OL		R-Sr.	QB	6-3	220	Indian Trail, N.C. / Porter Ridge HS
33	Zach Courtney	TE		R-Fr.	WR	6-2	215	Hueytown, Ala. / Hueytown HS
28	Evan Crenshaw	P		Fr.	QB	6-4	200	Daytona Beach, Fla. / Cocoa HS
62	Nick Del Grande	OL		R-So.	S	6-0	205	Boiling Springs, S.C. / Boiling Springs HS
49	Kevin Dougherty Jr.	TE		R-Jr.	S	5-11	205	Reseda, Calif. / Newbury Park HS (College of the Canyons)
89	Rico Dorsey Jr.	WR		R-So.	WR	6-0	190	Lilburn, Ga. / Parkview HS
83	Kyre Duplessis	WR		S-Sr.	WR	6-4	220	Greenwood, S.C. / Greenwood HS (Georgia State)
57	Zac Elam	OL		Fr.	CB	6-1	175	Powdersville, S.C. / Powdersville HS (Fork Union Military Academy)
2	Courtney Eubanks	CB		So.	CB	5-11	170	Winter Garden, Fla. / West Orange HS
70	Danny Files	OL		R-Fr.	QB	6-3	220	Chesapeake, Va. / Oscar F. Smith HS (Kansas)
4	Tobias Fletcher	S		R-Fr.	S	6-0	185	Augusta, Ga. / Westside HS
0	Deon Fountain	WR		Fr.	QB	6-4	210	Tampa, Fla. / Robert F. Munroe Day School
34	Wyatt Gedeon	LB		R-Sr.	S	6-1	210	Fort Lauderdale, Fla. / St. Thomas Aquinas HS (South Carolina)
26	Javon Gillespie	CB		Fr.	QB	6-1	200	Myrtle Beach, S.C. / Carolina Forest HS
86	John Grant III	TE		R-Sr.	S	6-4	200	Sumter, S.C. / Sumter HS (Erskine)
84	Bryson Graves	WR		R-Jr.	Nickel	6-0	195	Columbia, S.C. / Blythewood HS (Syracuse)
31	Liam Gray	PK		R-Sr.	LB	6-3	230	Lake Wylie, S.C. / Charlotte Christian School
3	Ja'Quon Griffin	DL		R-Jr.	TE	6-3	240	Charlotte, N.C. / Myers Park HS
7	Jarrett Guest	QB		S-Sr.	S	6-2	220	St. Charles, Ill. / St. Charles East HS (Illinois State/Utah)
68	Joseph Hanson	OL		Fr.	RB	5-6	170	Florence, S.C. / West Florence HS
54	Carlos Hatcher	Bandit		R-So.	PK/P	5-10	190	Houston, Texas / Westside HS
52	Allen Henry	DL		R-So.	PK/P	5-10	190	Johnson City, Tenn. / Science Hill HS
25	Kade Hensley	PK/P		Jr.	CB	5-10	190	Vicksburg, Miss. / Vicksburg HS (East Mississippi C.C.)
35	Eli Hillman	S		Fr.	CB	6-0	170	Columbia, S.C. / Ridge View HS
9	Genson Hooper Price	WR		Fr.	LB	6-3	200	Berwick, Pa. / Berwick Area HS
17	Kaleb Hutchinson	S		Fr.	WR	5-11	185	Myrtle Beach, S.C. / Carolina Forest HS
22	Clayton Isbell	S		So.	P	6-4	190	Ponte Vedra Beach, Fla. / Nease HS
32	Jayden Jackson	CB		Fr.	S	5-11	180	Atlanta, Ga. / Hapeville Charter Career Academy
10	Tavyn Jackson	Nickel		R-Sr.	CB	6-0	180	Clarkston, Mich. / Everest Collegiate HS (Morningside College/Michigan State)
5	Keontae Jenkins	CB		R-So.	PK	6-0	205	Westminster, Colo. / Holy Family HS
34	Brooks Johnson	TE		R-Fr.	CB	6-0	190	Reedsville, Pa. / Mifflin County HS
91	Emmanuel Johnson	DL		R-Fr.	TE	6-6	250	Post, Texas / Post HS (Colorado)
93	James Johnson Jr.	DL		Fr.	Bandit	6-4	220	Columbia, S.C. / Ridge View HS
58	Thomas Johnson	OL		R-Fr.	TE	6-5	230	Fort Mill, S.C. / Nation Ford HS
9	Avyonne Jones	Nickel		Fr.	LB	6-1	230	Avon Lake, Ohio / St. Edward HS
72	Evan Jumper	OL		R-So.	S	6-0	200	Myrtle Beach, S.C. / Carolina Forest HS (Warner)
85	Kendall Karr	TE		R-Fr.	LS	6-1	215	Easley, S.C. / Easley HS
21	JT Killen	LB		R-So.	Bandit	6-2	245	Savannah, Ga. / Jenkins HS (Naval Academy Prep.)
46	John Kirkpatrick	LS		Fr.	LB	5-11	220	Summerville, S.C. / Cane Bay HS

COASTAL CAROLINA FOOTBALL ROSTER

NO.	NAME	CLASS	POS.	HT	WT	HOMETOWN / HIGH SCHOOL (PREVIOUS SCHOOL)
38	Charles Arnold Jr.	R-So.	S	5-10	185	Fairburn, Ga. / Langston Hughes HS
39	Tré Pinkney	R-Sr.	LB	6-1	220	Atlanta, Ga. / Pebblebrook HS (Hutchinson C.C.)
42	Braylon Ryan	R-Jr.	DL	6-2	260	Greenwood, S.C. / Greenwood HS
43	Hunter Patrick	R-Jr.	P/PK	6-1	220	Parkton, Md. / Hereford HS (Maryland)
44	Will Whitson	Sr.	DL	6-5	285	Cincinnati, Ohio / Winton Woods HS (Independence C.C.)
45	Mason Shelton	R-Jr.	LB	6-2	230	Maryville, Tenn. / Maryville HS
46	John Kirkpatrick	R-So.	LS	6-2	230	Franklin, Tenn. / Franklin HS (Naval Academy Prep.)
47	Clinton Anokwuru	R-Jr.	Bandit	6-4	250	Richmond, Texas / Fort Bend Bush HS (Kansas/Louisiana/Independence C.C.)
49	Kevin Dougherty Jr.	Fr.	TE	6-2	240	Egg Harbor City, N.J. / Cedar Creek HS (Myrtle Beach Collegiate Academy)
49	Farradj Titikpina	Fr.	DL	6-4	300	Deutschland, Germany / Maria Sibylla Merian Comprehensive
50	Nathan Thompson	Fr.	OL	6-5	295	Conway, S.C. / Conway HS
52	Allen Henry	R-Sr.	DL	6-2	290	West Memphis, Ark. / West Memphis HS (Coffeyville C.C.)
54	Carlos Hatcher	S-Sr.	Bandit	6-3	245	Carrollton, Texas / Hebron HS (Tulane)
54	Frankie Richardson	R-Fr.	OL	6-5	305	Gettysburg, Pa. / Gettysburg HS
55	Tray Brown	R-Fr.	LB	6-1	235	Margate, Fla. / Cardinal Gibbons HS
55	Donnell Wilson	R-Sr.	OL	6-5	310	Whiteville, N.C. / Whiteville HS
56	Bryson Boone	R-So.	DL	6-3	250	Summerville, S.C. / Blythewood HS (South Carolina State)
57	Zac Elam	Jr.	OL	6-1	290	Clearwater, Fla. / Clearwater Central Catholic HS (West Florida)
58	Thomas Johnson	R-So.	OL	6-3	300	Aynor, S.C. / Aynor HS
59	Jayden Addison	R-Sr.	Bandit	6-2	230	Blythewood, S.C. / Blythewood HS
60	Mike Swager	Fr.	OL	6-2	270	Clayton, Ga. / Rabun County HS
62	Nick Del Grande	R-Fr.	OL	6-4	300	Lancaster, Pa. / Lampeter-Strasburg HS
64	Zovon Lindsay	R-Sr.	OL	6-4	300	Fayetteville, N.C. / Trinity Christian School (NC State)
65	Dillon Luther	R-Sr.	OL	6-3	310	Asheville, N.C. / Erwin HS (Western Carolina)
66	Will McDonald	R-Sr.	OL	6-2	295	Matthews, N.C. / Porter Ridge HS
67	Donavan Manson	R-Jr.	OL	6-3	300	Indian Land, S.C. / Indian Land HS
68	Joseph Hanson	Fr.	OL	6-5	290	Niceville, Fla. / Niceville HS
69	Willie Moise	R-Jr.	OL	6-3	290	Hollywood, Fla. / Chaminade-Madonna College Prep.
70	Danny Files	R-Sr.	OL	6-3	325	Lake Orion, Mich. / Cranbrook Kingswood HS (Valparaiso)
71	Bryson Summers	So.	OL	6-5	295	El Dorado Hills, Calif. / Oak Ridge HS (Sierra College)
72	Evan Jumper	Grad.	OL	6-4	285	Myrtle Beach, S.C. / Myrtle Beach HS (Furman)
73	Anthony Walton	R-So.	OL	6-4	305	Lamar, S.C. / Lamar HS
76	Marlon Corey II	Fr.	OL	6-5	305	Loganville, Ga. / Grayson HS
78	Tyler Wagner	R-Jr.	OL	6-5	310	Lilburn, Ga. / Parkview HS
80	Dami'on Thompson	R-Fr.	WR	6-2	180	Mableton, Ga. / Pebblebrook HS
81	Cane Berrong	R-So.	TE	6-4	230	Hartwell, Ga. / Hart County HS (Notre Dame)
81	Payton Bunch	R-Sr.	LS	6-3	200	Pendleton, S.C. / Pendleton HS
82	Jameson Tucker	R-So.	WR	6-2	190	Mauldin, S.C. / Mauldin HS
83	Kyre Duplessis	R-Jr.	WR	5-10	195	Woodbridge, Va. / Woodbridge HS
84	Bryson Graves	Fr.	WR	6-0	180	Florence, S.C. / West Florence HS
85	Kendall Karr	R-Jr.	TE	6-3	245	Belmont, N.C. / Stuart W. Cramer HS (North Carolina)
86	John Grant III	R-Fr.	TE	6-4	235	James Island, S.C. / James Island Charter HS
87	Matt Alaimo	S-Sr.	TE	6-5	250	Paramus, N.J. / St. Joseph Regional HS [Montvale] (UCLA/Rutgers)
88	Chase Smith	R-Fr.	WR	6-0	175	Columbia, S.C. / Ridge View HS (Eastern Michigan)
89	Rico Dorsey Jr.	Jr.	WR	5-10	175	Hattiesburg, Miss. / Presbyterian Christian School (West Alabama)
90	Will Rogers	R-Sr.	DL	6-4	300	Hampton, Ga. / Lovejoy HS / (South Carolina/McNeese State)
91	Emmanuel Johnson	Sr.	DL	6-6	275	North Charleston, S.C. / Fort Dorchester HS (Georgia Tech)
92	Demetrius Watson	R-Fr.	DL	6-3	280	Charleston, S.C. / Fort Dorchester HS (South Carolina)
93	James Johnson Jr.	R-Jr.	DL	6-2	295	Fort Pierce, Fla. / Vero Beach HS
94	Micheal Mason	S-Sr.	DL	6-3	280	Florence, S.C. / South Florence HS (Wofford)
95	Matt Scicchitano	Fr.	DL	6-4	285	Mount Carmel, Pa. / Mount Carmel Area HS
95	Mack West	R-So.	P/PK	5-8	180	Hamlet, N.C. / Richmond HS
96	Kyrie Samuel	R-Fr.	DL	5-11	260	Fort Lauderdale, Fla. / St. Thomas Aquinas HS
97	David Portu	R-Fr.	DL	6-3	255	Fort Myers, Fla. / Bishop Verot Catholic HS
98	Travis Nesbitt	R-So.	DL	6-3	275	Columbia, S.C. / Dutch Fork HS
99	Kennedy Roberts	S-Sr.	DL	6-3	290	Clearwater, Fla. / Clearwater Central Catholic HS

ALPHABETICAL		
NO.	NAME	POS.
27	Spencer Kishbaugh	LB
23	Jahbari Kuykendall	RB
64	Zovon Lindsay	OL
22	Darren Lloyd	RB
7	Keonte Lusk	CB
65	Dillon Luther	OL
13	Joshua Madison	S
67	Donavan Manson	OL
94	Micheal Mason	DL
30	Nino Masromatteo	CB
21	Logan Mauldin	TE
29	Derrick Maxey III	S
10	Grayson McCall	QB
66	Will McDonald	OL
16	Matthew McDoom	CB
35	Nate Merchant	LS
8	Tyson Mobley	WR
69	Willie Moise	OL
98	Travis Nesbitt	DL
43	Hunter Patrick	P/PK
12	Dre Pinckney	S
15	Sam Pinckney	WR
39	Tré Pinkney	LB
97	David Portu	DL
0	Juan Powell	Nickel
6	Chris Rhone	WR
54	Frankie Richardson	OL
99	Kennedy Roberts	DL
90	Will Rogers	DL
42	Braylon Ryan	DL
33	Joshua Saddler	Bandit
96	Kyrie Samuel	DL
17	Luke Sather	QB
18	Scott Saylor	QB
27	Nathan Schuessler	WR
95	Matt Scicchitano	DL
45	Mason Shelton	LB
5	Ja'Vin Simpkins	RB
15	Trelon Slade	CB
88	Chase Smith	WR
25	Laurence Sullivan Jr.	CB
71	Bryson Summers	OL
60	Mike Swager	OL
19	Abraham Temoney III	S
80	Dami'on Thompson	WR
50	Nathan Thompson	OL
6	Teddy Tiokeng	Bandit
49	Farradj Titikpina	DL
82	Jameson Tucker	WR
16	Ethan Vasko	QB
78	Tyler Wagner	OL
73	Anthony Walton	OL
92	Demetrius Watson	DL
95	Mack West	P/PK
2	Reese White	RB
44	Will Whitson	DL
55	Donnell Wilson	OL

INDIVIDUAL CAREER GAME-HIGHS

JAYDEN ADDISON (at Coastal Carolina)
Tackles 1 vs. Duquesne (09/16/23))

MATT ALAIMO
Receptions 3 at Arkansas State (10/21/23)
Receiving Yards 19 at Arkansas State (10/21/23)
Longest Reception 12 at Arkansas State (10/21/23)
Tackles 1 at Georgia Southern (09/30/23)

CLINTON ANOKWURU (at Coastal Carolina)
Tackles 5 vs. Jacksonville St. (09/09/23)
Solo Tackles 1 (2x) last vs. Ga St. (09/21/23)
Sacks 0.5 vs. Marshall (10/28/23)
TFLs 1.5 vs. Jacksonville St. (09/09/23)
Fumbles Recovered 1 vs. Jacksonville St. (09/09/23)

CHARLES ARNOLD JR.
Tackles 8 at Marshall (10/29/22)
Solo Tackles 5 at ULM (10/8/22)
TFLs 0.5 (2x) last vs. ECU (12/27/22)
Pass Breakups 2 (2x) last vs. USM (11/12/22)
Interceptions 1 at Georgia State (9/22/22)
Forced Fumbles 1 vs. App State (11/3/22)
QB Hurries 1 vs. Ga. Southern (10/1/22)

CHASE ATKINSON (at Coastal Carolina)
Tackles 1 (4x) vs. Marshall (10/28/23)
Solo Tackles 1 (2x) last at Ga. So. (09/30/23)

MAX BALTHAZAR
Rushes 7 vs. ODU (10/15/22)
Rushing Yards 79 at Arkansas State (10/21/23)
Longest Rush 34 at Arkansas State (10/21/23)
Rushing TDs 1 (3x) last at Ga. So. (09/30/23)

CJ BEASLEY
Rushes 25 at Georgia State (9/22/22)
Rushing Yards 142 at Georgia State (9/22/22)
Longest Rush 56 vs. USM (11/12/22)
Rushing TDs 2 at ULM (10/8/22)
Receptions 3 (6x) last at Arkansas State (10/21/23)
Receiving Yards 74 vs. Buffalo (9/17/22)
Longest Reception 59 vs. Buffalo (9/17/22)
Receiving TDs 1 vs. Buffalo (9/17/22)
Tackles 1 (4x) last vs. NIU (12/17/21)
Blocked Kicks 1 vs. ULM (10/2/21) (punt)
Punt Return 1 at Arkansas State (10/21/23)
Punt Return Yards 2 at Arkansas State (10/21/23)
Long Punt Return 2 at Arkansas State (10/21/23)

BRAYDON BENNETT
Rushes 15 (2x) last at App State (10/10/23)
Rushing Yards 128 vs. Georgia State (11/13/21)
Longest Rush 75 vs. Georgia State (11/13/21)
Rushing TDs 2 (2x) last vs. NIU (12/17/21)
Receptions 4 vs. NIU (12/17/21)
Receiving Yards 84 vs. Troy (10/28/21)
Longest Reception 71 vs. Troy (10/28/21)
Receiving TDs 1 (2x) last vs. NIU (12/17/21)
Kick Returns 5 vs. ECU (12/27/22)
Kick Return Yards 73 vs. ECU (12/27/22)
Long Kick Return 21 vs. ECU (12/27/22)

JAHMAR BROWN (at Coastal Carolina)
Tackles 4 (3x) last vs. Ga. Southern (10/1/22)
Solo Tackles 3 vs. Gardner-Webb (9/10/22)
TFLs 2.0 vs. Gardner-Webb (9/10/22)
Sacks 1.0 (4x) last vs. Jax State (09/09/23)
Pass Breakups 1 (2x) last vs. ODU (10/15/22)

Fumble Recovery 1 vs. Buffalo (9/17/22)
Touchdowns 1 vs. Buffalo (9/17/22)

JARED BROWN
Receptions 8 at Ga. Southern (09/30/23)
Receiving Yards 139 vs. Ga. Southern (10/1/22)
Longest Reception 75 vs. ODU (10/15/22)
Receiving TDs 2 (2x) vs. Marshall (10/28/23)
Rushes 5 at Marshall (10/29/22)
Rushing Yards 84 vs. App State (11/3/22)
Longest Rush 77 vs. Jacksonville St. (09/09/23)
Rushing TDs 1 (2x) last vs Jax State (09/09/23)
Kick Returns 1 vs. ECU (12/27/22)
Kick Return Yards 18 vs. ECU (12/27/22)
Long Kick Return 18 vs. ECU (12/27/22)
Punt Return 2 vs. Duquesne (09/16/23)
Punt Return Yards 62 vs. Duquesne (09/16/23)
Long Punt Return 51 vs. Duquesne (09/16/23)

TRAY BROWN
Tackles 3 vs. Dupesne (09/16/23))
Solo Tackles 1 (2x) last at App State (10/10/23)
TFLs 1.0 vs. Duquesne (09/16/23))
Interceptions 1 vs. Marshall (10/28/23))

SHANE BRUCE
Tackles 11 (2x) last vs Jaxville St (09/9/23)
Solo Tackles 5 vs. ECU (12/27/22)
TFLs 2.5 vs. ECU (12/27/22)
Fumble Recovery 1 at Marshall (10/29/22)
QB Hurries 1 (5x) last at Ga. So. (09/30/23)
Interceptions 1 at Arkansas State (10/21/23)
Pass Breakups 2 at Arkansas State (10/21/23)

PAYTON BUNCH
Tackles 1 (3x) last vs. Marshall (10/28/23)
Solo Tackles 1 (3x) last vs. Marshall (10/28/23)

JOAH CASH
Tackles 6 at JMU (11/26/22)
Solo Tackles 3 (3x) last vs Jax State (09/09/23)
TFLs 1.5 at JMU (11/26/22)
QB Hurries 1 vs. Duquesne (09/16/23)
Sacks 1 at Arkansas State (10/21/23)

DE'ANDRE COLEMAN
Receptions 1 vs. Marshall (10/28/23)
Receiving Yards 27 vs. Marshall (10/28/23)
Longest Reception 27 vs. Marshall (10/28/23)
Touchdowns 1 vs. Marshall (10/28/23)
Rushes 1 vs. Buffalo (9/17/22)
Rushing Yards 5 vs. Buffalo (9/17/22)
Longest Rush 5 vs. Buffalo (9/17/22)

EVAN CRENSHAW
Punts 9 at JMU (11/26/22)
Punt Yards 351 at JMU (11/26/22)
Punt Avg. 51.7 at Ga. Southern (09/30/23)
Long Punt 67 at Ga. Southern (09/30/23)
Inside 20 3 vs. Gardner-Webb (9/10/22)

KYRE DUPLESSIS
Receptions 3 vs. Georgia State (09/21/23)
Receiving Yards 64 vs. Duquesne (09/16/23))
Longest Reception 64 vs. Duquesne (09/16/23)
Touchdowns 1 vs. Duquesne (09/16/23))
Tackles 3 (3x) last vs. USM (11/12/22)
Completions 1 vs. Marshall (10/28/23)
Pass Attempts 1 (2x) vs. Marshall (10/28/23)

COURTNEY EUBANKS
Tackles 3 vs. Marshall (10/28/23)
Solo Tackles 3 vs. Marshall (10/28/23)
Interceptions 1 vs. Marshall (10/28/23)

TOBIAS FLETCHER
Tackles 9 vs. Buffalo (9/17/22)
Solo Tackles 5 (2x) last vs. ECU (12/27/22)
TFLs 1.0 (3x) last vs. Marshall (10/28/23)
Pass Breakups 2 vs. ECU (12/27/22)
Forced Fumbles 1 vs. Gardner-Webb (9/10/22)
Fumble Recovery 1 at Georgia State (9/22/22)
Interceptions 1 (2x) last at Arkansas State (10/21/23)

DEON FOUNTAIN
Receptions 2 vs. Louisiana (11/7/19)
Receiving Yards 32 vs. Gardner-Webb (9/10/22)
Longest Reception 32 vs. Gardner-Webb (9/10/22)
Tackles 1 (4x) last vs. USM (11/12/22)

WYATT GEDEON
Tackles 5 vs. Duquesne (09/16/23)
Solo Tackles 3 (2x) vs. Marshall (10/28/23)
Sacks 1.0 vs. Marshall (10/28/23)
TFLs 1.0 (2x) vs. Marshall (10/28/23)
QB Hurries 1 vs Jacksonville State (09/09/23))

BRYSON GRAVES
Tackles 1 (2x) last vs. Marshall (10/28/23)
Solo Tackles 1 vs. Duquesne (09/16/23)
Punt Return 1 at Arkansas State (10/21/23)
Punt Return Yards 7 at Arkansas State (10/21/23)

LIAM GRAY
FGs Made 3 vs. Jacksonville State (09/09/23)
Longest FG 46 vs. ULM (10/2/21)
PATs Made 7 vs. Duquesne (09/16/23)
Points Scored 12 vs. Jacksonville St. (09/09/23)
Kickoffs 11 vs. Duquesne (09/16/23)
Kickoff Yards 688 vs. Duquesne (09/16/23)
Kickoff Avg. 66.8 at Georgia So. (10/30/23)
Kickoff TB 6 at Georgia State (9/22/22)

JA'QUON GRIFFIN (at Coastal Carolina)
Tackles 7 vs. Ga. State (09/21/23)
Solo Tackles 3 vs. Ga. State (09/21/23)
Sacks 1.5 at Marshall (10/29/22)
TFLs 1.5 (2x) at Troy (12/3/22)
QB Hurries 2 vs. Buffalo (9/17/22)
Forced Fumbles 1 at Marshall (10/29/22)

JARRETT GUEST
Completions 14 vs. Marshall (10/28/23)
Pass Attempts 23 at JMU (11/26/22)
Passing Yards 289 vs. Marshall (10/28/23)
Longest Pass 48 vs. USM (11/12/22)
Passing TDs 3 vs. Marshall (10/28/23)
Rushes 14 at JMU (11/26/22)
Rushing Yards 36 vs. Marshall (10/28/23)
Longest Rush 33 vs. Marshall (10/28/23)
Rushing TDs 1 (2x) last at Arkansas State (10/21/23)

CARLOS HATCHER (at Coastal Carolina)
Tackles 1 (7x) last vs. Marshall (10/28/23)
Solo Tackles 1 (7x) last vs. Marshall (10/28/23)
Sacks 1.0 vs Jacksonville State (09/09/23)
TFLs 1.0 vs Jacksonville State (09/09/23)
QB Hurries 1 at Georgia Southern (09/30/23)
Forced Fumbles 1 vs Jacksonville State (09/09/23)

INDIVIDUAL CAREER GAME-HIGHS

ALLEN HENRY (at Coastal Carolina)

Tackles	5	at UCLA (09/02/23)
Solo Tackles	3	at Georgia Southern (09/30/23)
Sacks	1.0	at Georgia Southern (09/30/23)
TFLs	1.0	at Georgia Southern (09/30/23)
Pass Breakups	1	(3x) last vs. Duquesne (09/16/23)

KADE HENSLEY

Field Goals Made	2	(5x) last vs. Marshall (10/28/23)
Field Goals Att.	4	(3x) last vs. Marshall (10/28/23)
Longest FG	48	vs. Gardner-Webb (9/10/22)
PATs Made	5	(4x) last vs. App State (11/3/22)
PAT Att.	5	(4x) last vs. App State (11/3/22)
Total Points	11	at Georgia State (9/22/22)
Kickoffs	7	(2x) last vs. Buffalo (9/17/22)
Kickoff Yards	436	vs. Army (9/3/22)
Kickoff Avg.	62.3	(2x) last vs. GWU (9/10/22)
Touchbacks	3	vs. Army (9/3/22)
Fumble Recovery	1	vs. Gardner-Webb (9/10/22)

GENSON HOOPER PRICE (at Coastal Carolina)

Receptions	1	vs. Duquesne (09/16/23)
Receiving Yards	40	at Duquesne (09/16/23)
Longest Reception	40	vs. Duquesne (09/16/23)

CLAYTON ISBELL (at Coastal Carolina)

Tackles	9	at UCLA (09/02/23)
Solo Tackles	5	(2x) last at Arkansas State (10/21/23)
Interceptions	3	at UCLA (09/02/23)
TFLs	1.0	vs. Jacksonville State (09/02/23)
Pass Breakup	3	at UCLA (09/02/23)

TAVYN JACKSON (at Coastal Carolina)

Tackles	6	at ULM (10/8/22)
Solo Tackles	2	(6x) last vs. ECU (12/27/22)
QB Hurries	1	at Marshall (10/29/22)
Pass Breakups	2	vs. USM (11/12/22)
Interceptions	1	(2x) last vs. App State (11/3/22)
Kick Returns	2	at JMU (11/26/22)
Kick Return Yards	28	vs. UMass (9/25/21)
Long Kick Return	28	vs. UMass (9/25/21)
Punt Returns	1	vs. Gardner-Webb (9/10/22)
Punt Return Yards	16	vs. Gardner-Webb (9/10/22)
Long Punt Return	16	vs. Gardner-Webb (9/10/22)

KEONTAE JENKINS

Tackles	4	at Ga. So. (09/30/23)
Solo Tackles	3	at Ga. So. (09/30/23)

EMMANUEL JOHNSON (at Coastal Carolina)

Tackles	5	at Buffalo (9/18/21)
Solo Tackles	2	(4x) last at Arkansas State (10/21/23)
Sacks	1.0	vs. Buffalo (9/17/22)
TFLs	1.5	vs. Buffalo (9/17/22)
QB Hurries	1	(5x) last at Ga. Southern (09/30/23)

JAMES JOHNSON JR.

Tackles	1	(3x) last vs Duquesne (09/16/23)
---------	---	----------------------------------

AVYONNE JONES

Tackles	1	vs. Duquesne (09/16/23)
Solo Tackles	1	vs. Duquesne (09/16/23)

KENDALL KARR

Receptions	3	(2x) last at Arkansas State (10/21/23)
Receiving Yards	32	at App State (10/10/23)

Longest Reception	32	at App State (10/10/23)
Touchdowns	1	(3x) last at Arkansas State (10/21/23)

JT KILLEN

Tackles	13	at ULM (10/8/22)
Solo Tackles	4	(2x) last at ULM (10/8/22)
Sacks	1.0	(3x) last at ULM (10/8/22)
TFLs	1.0	(8x) last at Arkansas State (10/21/23)
Pass Breakups	2	vs. Ga. Southern (10/1/22)
Forced Fumbles	1	(2x) last at GSU (9/22/22)
Fumble Recovery	2	at ULM (10/8/22)
Interceptions	1	vs. Duquesne (09/16/23)
QB Hurries	1	(3x) last at Marshall (10/29/22)
Kick Returns	1	vs. NIU (12/17/21)
Kick Return Yards	8	vs. NIU (12/17/21)
Long Kick Return	8	vs. NIU (12/17/21)

JAHBARI KYKENDALL

Rushes	3	vs. Duquesne (09/16/23)
Rushing Yards	33	vs. Duquesne (09/16/23)
Longest Rush	34	vs. Duquesne (09/16/23)

DARREN LLOYD

Rushes	2	vs. Duquesne (09/16/23)
Rushing Yards	6	vs. Duquesne (09/16/23)
Longest Rush	4	vs. Duquesne (09/16/23)

KEONTE LUSK (at Coastal Carolina)

Tackles	7	at UCLA (09/02/23)
Solo Tackles	5	at UCLA (09/02/23)
Interceptions	1	(2x) vs. Marshall (10/28/23)
TFLs	1.0	(2x) last vs. Buffalo (9/17/22)
QB Hurries	1	at UCLA (09/02/23)
Pass Breakup	1	(3x) last at Arkansas State (10/10/23)
Forced Fumbles	1	at App State (10/10/23)

JOSHUA MADISON (at Coastal Carolina)

Tackles	6	vs. ODU (10/15/22)
Solo Tackles	5	at Marshall (10/29/22)
Sacks	1.0	at Marshall (10/29/22)
TFLs	1.0	(3x) last at Troy (12/3/22)
QB Hurries	1	at JMU (11/26/22)
Pass Breakups	1	vs. Buffalo (9/17/22)
Forced Fumbles	1	(2x) last at Marshall (10/29/22)

MICHEAL MASON (at Coastal Carolina)

Tackles	8	(2x) last at App State (10/10/23)
Solo Tackles	4	vs Jacksonville State (09/09/23)
Sacks	1.5	vs. Marshall (10/28/23)
TFLs	2.0	(2x) last vs. Marshall (10/28/23)
Sacks	1.0	vs Jacksonville State (09/09/23)
QB Hurries	1	(3x) last at App State (10/10/23)
Pass Breakups	1	at UCLA (09/02/23)
Forced Fumbles	1	vs. Marshall (10/28/23)
Fumble Recoveries	1	vs. Marshall (10/28/23)

LOGAN MAULDIN

Receptions	1	vs. Buffalo (9/17/22)
Receiving Yards	9	vs. Buffalo (9/17/22)
Longest Reception	9	vs. Buffalo (9/17/22)
Receiving TDs	-	-

GRAYSON MCCALL

Completions	29	at Troy (12/3/22)
Pass Attempts	42	(2x) last vs Ga. St. (09/21/23)
Passing Yards	373	at App State (10/10/23)
Longest Pass	99	at Arkansas State (10/7/21)
Passing TDs	5	vs. Texas State (11/20/21)

Rushes	17	vs. Arkansas State (10/3/20)
Rushing Yards	96	vs. #23 Liberty (12/26/20)
Longest Rush	62	vs. App State (11/21/20)
Rushing TDs	2	at Kansas (9/12/20)

MATTHEW MCDOOM

Tackles	8	vs. ECU (12/27/22)
Solo Tackles	6	vs. ECU (12/27/22)
TFLs	1.0	at JMU (11/26/22)
Pass Breakups	2	at App State (11/21/20)
QB Hurries	1	vs. ECU (12/27/22)
Kick Returns	3	(4x) last vs. App State (11/3/22)
Kick Return Yards	115	vs. Gardner-Webb (9/10/22)
Long Kick Return	95	vs. Gardner-Webb (9/10/22)
Kick Return TDs	1	vs. Gardner-Webb (9/10/22)

TYSON MOBLEY

Receptions	7	at Troy (12/3/22)
Receiving Yards	109	at Troy (12/3/22)
Longest Reception	39	vs. Texas State (11/20/21)
Receiving TDs	2	vs. Gardner-Webb (9/10/22)
Rushes	1	(5x) last at Marshall (10/29/22)
Rushing Yards	32	vs. UMass (9/25/21)
Longest Rush	32	vs. UMass (9/25/21)
Rushing TDs	1	vs. UMass (9/25/21)
Punt Returns	2	(3x) last at JMU (11/26/22)
Punt Return Yards	25	at JMU (11/26/22)
Long Punt Return	17	at JMU (11/26/22)
Tackles	1	(3x) last at UCLA (09/02/23)

DRE PINCKNEY

Tackles	10	vs. NIU (12/17/21)
Solo Tackles	5	vs. NIU (12/17/21)
TFLs	1.0	at South Alabama (11/26/21)
Fumbles Recovered	1	vs. NIU (12/17/21)
Pass Breakups	1	vs. Texas State (10/21/21)
Interceptions	1	vs. Marshall (10/28/23)

SAM PINCKNEY (at Coastal Carolina)

Receptions	11	at Troy (12/3/22)
Receiving Yards	139	at UCLA (09/02/23)
Longest Reception	63	vs. Jacksonville St. (09/09/23)
Receiving TDs	1	(7x) last at Arkansas State (10/21/23)
Rushing Yards	7	at Georgia Southern (09/30/23)
Longest Rush	7	at Georgia Southern (09/30/23)
Tackles	1	at Georgia Southern (09/30/23)
Solo Tackles	1	at Georgia Southern (09/30/23)

TRE' PINKNEY (at Coastal Carolina)

Tackles	12	vs. Buffalo (9/17/22)
Solo Tackles	7	at Georgia State (9/22/22)
TFLs	1.0	at Georgia State (9/22/22)
Pass Breakups	1	vs. Ga. Southern (10/1/22)
Interceptions	1	(2x) last vs. Ga. Southern (10/1/22)

DAVID PORTU

Tackles	3	vs. Duquesne (09/16/23)
TFLs	0.5	vs. Duquesne (09/16/23)

JUAN POWELL

Tackles	10	at Ga. Southern (09/30/23)
Solo Tackles	6	(2x) last at Arkansas State (10/21/23)
TFLs	1.5	vs. Ga. State (09/21/23)
Pass Breakups	1	(4x) last vs. Marshall (10/28/23)

JACOB PROCHE (at Coastal Carolina)

Tackles	5	at Troy (12/3/22)
Solo Tackles	3	(4x) last vs. App State (11/3/22)
TFLs	1.0	at Marshall (10/29/22)

Pass Breakups	1	(6x) last vs. Duquesne (09/16/23)
Interceptions	1	vs. Buffalo (9/17/22)
Forced Fumbles	1	at Marshall (10/29/22)
Punt Returns	2	vs. ULM (10/2/21)
Punt Return Yards	-6	vs. ULM (10/2/21)

CHRIS RHONE

Receptions	1	(3x) last vs. Ga. St. (09/21/23)
Receiving Yards	33	vs. Ga. St. (09/21/23)
Longest Reception	33	vs. Ga. St. (09/21/22)
Receiving TDs	1	vs. ULM (10/2/21)

KENNEDY ROBERTS

Tackles	5	vs. Army (9/3/22)
Solo Tackles	3	at Troy (12/3/22)
Sacks	1.0	(2x) last at Troy (12/3/22)
TFLs	2.0	(2x) last at Troy (12/3/22)
QB Hurries	3	vs. USM (11/12/22)
Pass Breakups	1	vs. Buffalo (9/17/22)
Fumble Recovery	1	(2x) last vs. App State (11/3/22)
Blocked Kicks	1	vs. Campbell (9/18/20)

WILL ROGERS (at Coastal Carolina)

Tackles	1	vs. Dupuesne (09/16/23))
TFLs	0.5	vs. Duquesne (09/16/23))

BRAYLON RYAN

Tackles	4	vs. The Citadel (9/2/21)
Solo Tackles	2	(2x) last at GSU (9/22/22)
Sacks	1.0	vs. Buffalo (9/17/22)
TFLs	1.0(4x)	last at Arkansas State (10/21/23)
QB Hurries	2	at Marshall (10/29/22)
Forced Fumbles	1	(2x) last vs. Georgia St. (09/21/23)
Fumble Recovery	1	vs. Gardner-Webb (9/10/22)

KYRIE SAMUEL

Tackles	1	(2x) last vs. Marshall (10/28/23)
Solo Tackles	1	vs. Marshall (10/28/23)
TFLs	0.5	vs. Duquesne (09/16/23)

MASON SHELTON

Tackles	6	at App State (10/10/23)
Solo Tackles	4	at App State (10/10/23)
TFLs	1.0	vs. The Citadel (9/2/21)
Fumble Recovery	1	vs Duquesne (09/16/23)
Punt Returns	1	vs. UMass (9/25/21)
Punt Return Yards	33	at Georgia Southern (11/6/21)
Long Punt Return	33	at Georgia Southern (11/6/21)
Touchdowns	1	at Georgia Southern (11/6/21) (blocked punt)
Blocked Kicks	1	vs. UMass (9/25/21)(punt)

JA'VINN SIMPKINS

Rushes	6	vs. Duquesne (09/16/23)
Rushing Yards	50	vs. Duquesne (09/16/23)
Longest Rush	22	vs. Duquesne (09/16/23)
Rushing TDs	1	vs. Duquesne (09/16/23)
Kick Returns	3	(2x) last at Ga. So. (09/30/23)
Kick Return Yards	48	(2x) last at Ga. So. (09/30/23)
Long Kick Return	26	vs. Duquesne (09/16/23)

TRELON SLADE

Tackles	1	vs. Duquesne (09/16/23)
Pass Breakups	1	vs. Marshall (10/28/23)

ABRAHAM TEMONEY III

Tackles	3	at UCLA (09/02/23))
Solo Tackles	2	vs. Duquesne (09/16/23)
Fumble Recovery	1	(2x) last at App State (10/10/23)
Forced Fumbles	1	vs. Duquesne (09/16/23)

Touchdowns	1	vs. Georgia State (09/21/23)
Pass Breakups	1	at Georgia Southern (09/30/23)

DAMI'ON THOMPSON

Receptions	1	vs. ECU (12/27/22)
Receiving Yards	9	vs. ECU (12/27/22)
Longest Reception	9	vs. ECU (12/27/22)
Receiving TDs	-	N/A

TEDDY TIOKENG

Tackles	2	vs. Duquesne (09/16/23)
Solo Tackles	1	vs. Marshall (10/28/23)
TFLs	0.5	vs. Duquesne (09/16/23)
QB Hurries	1	vs. Marshall (10/28/23)

JAMESON TUCKER

Receptions	3	at App State (10/10/23)
Receiving Yards	100	at App State (10/10/23)
Longest Reception	51	at App State (10/10/23)
Receiving TDs	1	(2x) last at App State (10/10/23)
Tackles	1	(2x) last at Arkansas State (10/21/23)
Solo Tackles	1	vs. Georgia Stae (09/21/23)

ETHAN VASKO

Completions	1	vs. Duquesne (09/16/23)
Pass Attempts	1	(2x) vs. Marshall (10/28/23)
Passing Yards	1	vs. Duquesne (09/16/23)
Longest Pass	1	vs. Duquesne (09/16/23)
Rushes	5	vs. Marshall (10/28/23)
Rushing Yards	42	vs. Duquesne (09/16/23)
Longest Rush	41	vs. Duquesne (09/16/23))
Receptions	1	vs. Marshall (10/28/23)

DEMETRIUS WATSON

Tackles	1	(2x) last vs. Marshall (10/28/23))
Solo Tackles	1	at UCLA (12/27/22)

MACK WEST

Punts	1	(4x) last vs. ECU (12/27/22)
Punt Yards	34	vs. ECU (12/27/22)
Punt Avg.	34.0	vs. ECU (12/27/22)
Long Punt	34	vs. ECU (12/27/22)
Inside 20	1	(3x) last vs. ECU (12/27/22)

REESE WHITE

Rushes	21	vs. Army (9/3/22)
Rushing Yards	133	vs. Army (9/3/22)
Longest Rush	67	vs. Buffalo (9/17/22)
Rushing TDs	3	vs. Kansas (9/10/21)
Receptions	3	vs. Gardner-Webb (9/10/22)
Receiving Yards	58	at ULM (11/23/19)
Longest Reception	41	at ULM (11/23/19)
Receiving TDs	2	vs. Army (9/3/22)

WILL WHITSON (at Coastal Carolina)

Tackles	5	at App State (10/10/23)
Solo Tackles	3	(2x) last vs. Marshall (10/28/23)
Tackles for Loss	0.5	vs. Jacksonville St. (09/09/23)
QB Hurries	2	at App State (10/10/23)

CAREER STARTS/GAMES PLAYED

CAREER STARTS (AT COASTAL CAROLINA ONLY)

NAME	'19	'20	'21	'22	'23	TOT. CONS.
G. McCall	-	11	11	11	7	40 -
R. White	-	7	5	6	4	22 1
J. Killen	1	-	-	13	8	22 21
W. McDonald	-	-	-	13	8	21 21
S. Pinckney	-	-	-	13	8	21 21
K. Roberts	-	-	-	13	8	21 21
Jared Brown	-	-	-	11	7	18 -
T. Mobley	-	1	2	12	1	16 -
S. Bruce	-	-	-	9	8	17 14
T. Fletcher	-	-	1	7	7	15 1
B. Ryan	-	-	2	7	7	16 14
B. Bennett	-	-	7	2	5	14 -
D. Wilson	-	-	-	12	-	12 -
W. Moise	-	-	-	11	-	11 -
C. Arnold Jr.	-	-	-	8	-	8 -
T. Jackson	-	-	3	5	-	8 -
E. Johnson	-	-	2	5	-	7 -
Jahmar Brown	-	-	-	6	1	7 -
Z. Lindsay	-	-	-	1	8	9 8
J. Griffin	-	-	-	1	5	6 -
C. Isbell	-	-	-	-	8	8 8
D. Luther	-	-	-	2	5	7 1
M. McDoom	-	-	-	1	7	8 7
J. Powell	-	-	-	-	8	8 8
N. Del Grande	-	-	-	-	7	7 7
K. Karr	-	-	-	-	7	7 7
K. Lusk	-	-	-	-	7	7 7
M. Mason	-	-	-	-	7	7 7
J. Proche	-	-	2	2	-	4 -
C. Beasley	-	-	-	4	-	4 -
T. Johnson	-	-	-	-	4	4 -
J. Madison	-	-	-	4	-	4 -
J. Tucker	-	-	-	-	6	6 2
T. Pinkney	-	-	-	3	-	3 -
J. Guest	-	-	-	2	1	3 1
D. Fountain	-	-	-	2	-	2 -
D. Pinckney	-	-	1	1	-	2 -
M. Balthazar	-	-	-	1	-	1 -
K. Duplessis	-	-	-	1	-	1 -
J. Grant III	-	-	-	-	1	1 -
Joah Cash	-	-	-	-	1	1 -
Z. Elam	-	-	-	-	3	3 2
W. Whitson	-	-	-	-	3	3 3
E. Jumper	-	-	-	-	1	1 -
A. Temoney	-	-	-	-	1	1 -
M. Alaimo	-	-	-	-	1	1 1

CAREER GAMES PLAYED (AT COASTAL CAROLINA ONLY)

NAME	'19	'20	'21	'22	'23	TOT. CONS.
K. Roberts	9	12	13	13	8	55 45
J. Killen	4	12	13	13	8	50 44
R. White	10	12	9	10	5	46 2
W. McDonald	1	10	13	13	8	45 43
G. McCall	2	11	11	11	7	42 -
T. Mobley	-	5	13	13	5	36 -
D. Wilson	1	6	11	13	-	31 -
J. Proche	-	-	13	13	4	30 -
B. Ryan	-	-	13	13	8	34 34
T. Fletcher	-	-	12	13	7	31 20
M. Shelton	-	-	12	13	8	33 21
C. Beasley	-	1	10	13	6	30 19
T. Jackson	-	-	8	13	3	24 -
B. Bennett	-	4	13	4	7	28 -
P. Bunch	-	-	4	12	8	24 21
S. Bruce	-	7	-	10	8	25 14
D. Fountain	4	1	3	9	7	24 1
Z. Lindsay	-	-	3	13	8	24 21
E. Johnson	-	-	10	6	7	23 7
Jared Brown	-	-	2	13	8	23 21
J. Guest	1	1	6	7	5	20 2
K. Duplessis	-	-	2	12	8	22 8
J. Griffin	-	-	-	13	8	21 21
S. Pinckney	-	-	-	13	8	21 21
M. McDoom	-	-	-	13	8	21 21
K. Hensley	-	-	-	13	6	19 18
E. Crenshaw	-	-	-	13	8	21 21
J. Cash	-	-	-	13	7	20 -
C. Arnold Jr.	-	-	-	13	6	19 1
A. Henry	-	-	-	13	8	21 21
D. Luther	-	-	-	13	7	20 5
M. West	-	-	-	13	8	21 21
L. Gray	-	-	3	10	8	21 19
T. Pinkney	-	-	1	12	7	20 1
T. Wagner	-	-	13	-	4	17 4
W. Moise	-	-	-	12	2	14 -
J. Madison	-	-	-	12	4	16 1
A. Walton	-	-	-	12	6	18 3
C. Atkinson	-	-	-	10	4	14 2
J. Tucker	-	-	1	8	8	17 16
C. Rhone	-	-	2	7	4	13 -
M. Balthazar	-	-	-	8	8	16 8
J. Johnson Jr.	-	1	2	4	6	13 -
Jahmar Brown	-	-	-	7	5	12 -
L. Mauldin	-	-	2	3	3	8 -
T. Johnson	-	-	-	4	1	5 -
D. Pinckney	-	-	3	1	7	11 7
D. Thompson	-	-	-	2	-	2 -
D. Coleman	-	-	-	1	4	5 1
J. Powell					6	6 4
C. Isbell					8	8 8
K. Lusk					7	7 7
M. Mason					8	8 8
A. Temoney					8	8 8
C. Eubanks					8	8 8

W. Gedeon	7	7	7
W. Whitson	7	7	7
K. Jenkins	8	8	8
C. Hatcher	8	8	8
T. Brown	7	7	1
B. Graves	8	8	8
K. Karr	7	7	7
M. Alaimo	8	8	8
G. Hooper Price	6	6	6
M. Scicchitano	2	2	-
N. Del Grande	7	7	7
J. Grant III	3	3	1
E. Vasko	4	4	2
C. Anokwuru	7	7	7
Z. Elam	7	7	7
J. Hanson	4	4	1
E. Jumper	4	4	-
C. Marlon	1	1	-
C. Berrong	1	1	-
A. Jones	5	5	1
B. Boda	2	2	1
T. Slade	3	3	1
S. Saylor	1	1	-
D. Lloyd	1	1	-
J. Kuykendall	1	1	-
L. Sullivan	2	2	-
S. Kishbaugh	3	3	-
J. Kirkpatrick	1	1	-
J. Simpkins	6	6	6
N. Thompson	1	1	-
J. Addison	1	1	-
T. Tiokeng	2	2	1
D. Manson	5	5	-
M. Corey III	1	1	-
W. Rogers	2	2	-
D. Watson	2	2	1
K. Samuel	2	2	1
D. Portu	1	1	-
Bryson Boone	1	1	-

STARTERS

STARTING LINEUPS

OFFENSE	LT	LG	C	RG	RT	TE/WR	WR/TE	WR	WR/RB	RB	QB
at UCLA	Del Grande	McDonald	Johnson	Luther	Lindsay	Grant	Brown	Pinckney	Tucker	White	McCall
JAX STATE	Del Grande	McDonald	Johnson	Luther	Lindsay	Karr	Brown	Pinckney	Tucker	White	McCall
DUQUESNE	Del Grande	McDonald	Johnson	Luther	Lindsay	Karr	Brown	Pinckney	Tucker	Bennett	McCall
GEORGIA STATE	Del Grande	McDonald	Johnson	Elam	Lindsay	Karr	Brown	Pinckney	Tucker	Bennett	McCall
at Ga. Southern	Hanson	McDonald	Johnson	Luther	Lindsay	Karr	Brown	Pinckney	Mobley	Bennett	McCall
at App State	Del Grande	McDonald	Jumper	Luther	Lindsay	Karr	Brown	Pinckney	White	Bennett	McCall
at Arkansas State	Del Grande	McDonald	Elam	Luther	Lindsay	Karr	Brown	Pinckney	Tucker	Bennett	McCall
MARSHALL	Del Grande	McDonald	Elam	Luther	Lindsay	Karr	Alaimo	Pinckney	Tucker	White	Guest
at Old Dominion											
TEXAS STATE											
at Army											
JAMES MADISON											

DEFENSE	DL	DL	DL	OLB	LB	LB	NICKEL	CB	SS	FS	CB
at UCLA	Griffin	Roberts	Mason	Ryan	Killen	Bruce	Powell	Lusk	Fletcher	Isbell	McDoom
JAX STATE	Griffin	Roberts	Mason	Ryan	Killen	Bruce	Cash	Powell	Fletcher	Isbell	McDoom
DUQUESNE	Griffin	Roberts	Mason	Ryan	Killen	Bruce	Powell	Lusk	Fletcher	Isbell	McDoom
GEORGIA STATE	Griffin	Roberts	Mason	Ryan	Killen	Bruce	Powell	Lusk	Fletcher	Isbell	McDoom
at Ga. Southern	Griffin	Roberts	Whitson	Ryan	Killen	Bruce	Powell	Lusk	Fletcher	Isbell	McDoom
at App State	Whitson	Roberts	Mason	Ryan	Killen	Bruce	Powell	Lusk	Fletcher	Isbell	Brown
at Arkansas State	Whitson	Roberts	Mason	Ryan	Killen	Bruce	Powell	Lusk	Temoney	Isbell	McDoom
MARSHALL	Whitson	Roberts	Mason	Ryan	Killen	Bruce	Powell	Lusk	Fletcher	Isbell	McDoom
at Old Dominion											
TEXAS STATE											
at Army											
JAMES MADISON											

GAMEDAY INFORMATION

GAME INFORMATION

	COIN TOSS	CCU KO/REC.	CCU 1ST OFF. PLAY	CCU 1ST POSSESSION	OPP. 1ST POSSESSION	KICKOFF TIME (ET)	GAME LENGTH	CCU HELMET	CCU JERSEY	CCU PANTS
at UCLA	CCU	KO	J. Brown pass completion	Missed FG	TD	10:35 p.m.	3:26	White	White	Teal
JAX STATE	JSU	REC	R. White rush	TD	FG	7:02 p.m.	4:00	Black	Teal	Teal
DUQUESNE	DUQ	KO	G. McCall pass completion	TD	Punt	7:02 p.m.	3:14	Teal	Black	Black
GEORGIA STATE	GSU	KO	G. McCall incomplete pass	Punt	TD	7:35 p.m.	3:49	White	White	White
at Ga. Southern	GS	REC	G. McCall rush	TD	Punt	7:03 p.m.	3:44	White	White	Black
at App State	APP	REC	B. Bennett rush	TD	Punt	7:36 p.m.	3:28	Teal	White	Teal
at Arkansas State	ASU	REC	G. McCall pass completion	Punt	Punt	6:02 p.m.	3:27	Teal	White	White
MARSHALL	MAR	REC	J. Guest pass completion	FG	Missed FG	6:03 p.m.	3:25	Black	Teal	Black
at Old Dominion										
TEXAS STATE										
at Army										
JAMES MADISON										

* touchdown

DRIVES

DRIVE CHART

	DISPLAYED COASTAL/OPPONENT												
	Possessions	TDs	FGs Made	FGs Missed	Fumble	Int.	Safety	Punt	Downs	Half	80+yards	GameDrives	Defense 3 and Out *
at UCLA	11/11	1/3	2/2	2/0	1/0	3/2	0/0	2/2	1/0	1/0	0/1	0/0	1/2
JAX STATE	12/11	3/1	3/3	0/0	0/1	0/0	0/0	4/3	1/0	2/0	0/0	0/0	3/1
DUQUESNE	9/13	7/1	1/0	0/1	1/1	3/0	0/0	1/4	1/0	0/0	2/1	1/0	3/0
GEORGIA STATE	9/10	7/1	1/0	0/1	0/1	0/0	0/0	1/4	1/0	0/0	2/1	0/1	1/1
at Georgia Southern	14/13	7/1	1/0	0/1	0/1	0/0	0/0	1/4	1/0	1/1	1/1	0/0	3/3
at App State	11/10	3/3	2/1	0/0	0/1	0/0	0/0	3/4	1/0	1/0	0/0	1/1	0/1
at Arkansas State	13/13	3/2	2/1	1/1	1/0	0/2	0/0	5/5	0/0	0/1	1/0	3/0	3/3
MARSHALL	13/13	4/0	2/2	1/1	1/1	1/4	0/0	2/3	1/2	1/0	1/0	1/0	0/1
at Old Dominion													
TEXAS STATE													
at Army													
JAMES MADISON													
TOTAL													

* offensive team is forced to punt (does not include turnovers, turnover on downs or end of half/game)

TURNOVERS

COASTAL CAROLINA TAKEAWAYS

NO.	OPP.	QTR	TURNOVER	DEFENDER(S)	LED TO	PTS. OFF
1.	UCLA	1	Interception	Clayton Isbell	FG	3
2.	UCLA	3	Interception	Clayton Isbell	Interception	-
3.	UCLA	4	Interception	Clayton Isbell	Interception	-
4.	JSU	3	Fumble	Clinton Anodwuru	Punt	-
5.	Duquesne	1	Interception	JT Killen*	TD	7
6.	Duquesne	1	Fumble	Mason Shelton	TD	7
7.	Duquesne	2	Interception	Keonte Lusk	TD	7
8.	Duquesne	2	Interception	Tobias Fletcher*	TD	7
9.	Georgia State	4	Fumble	Abraham Temoney*	TD	7
10	App State	4	Fumble	Abraham Temoney	FG	3
11	Ark. St.	1	Interception	Shane Bruce	FG	3
12	Ark. St.	4	Interception	Tobias Fletcher	TD	7
13	Marshall	2	Interception	Courtney Eubanks	TD	7
14	Marshall	3	Interception	Keonte Lusk	Interception	-
15	Marshall	4	Fumble	Micheal Mason	TD	7
16	Marshall	4	Interception	Tray Brown	Punt	-
17	Marshall	4	Interception	Dre Pinckney	End of game	-
* Defensive touchdown					Points	65

COASTAL CAROLINA GIVEAWAYS

NO.	OPP.	QTR	TURNOVER	PLAYER	LED TO	PTS. OFF
1.	UCLA	3	Interception	Grayson McCall	Punt	-
2.	UCLA	4	Interception	Grayson McCall	FG	3
3.	UCLA	4	Fumble	Grayson McCall	Half	-
4.	Duquesne	3	Fumble	Tyson Mobley	TD	7
5.	Ga. So.	1	Interception	Grayson McCall	TD	7
6.	Ga. So.	2	Interception	Grayson McCall	TD	7
7.	Ga. So.	3	Interception	Grayson McCall	TD	7
8.	Ga. So.	4	Interception	Grayson McCall	Half	-
9	Ark. St.	3	Fumble	Grayson McCall	Punt	-
10	Marshall	2	Fumble	Jared Brown	FG	3
11	Marshall	3	Interception	Jarrett Guest	Downs	-
* Defensive touchdown					Points	33

COASTAL CAROLINA TAKEAWAYS

2023 Season: 17 (12 interceptions, 5 fumble recoveries)
 2022 season: 21 (9 interceptions, 12 fumble recoveries)
 2021 season: 13 (6 interceptions, 7 fumble recoveries)
 2020 season: 25 (16 interceptions, 9 fumble recoveries)
 2019 season: 17 (11 interceptions, 6 fumble recoveries)

COASTAL CAROLINA GIVEAWAYS

2023 Season: 11 (7 interceptions, 4 fumbles lost)
 2022 season: 19 (6 interceptions, 13 fumbles lost)
 2021 season: 10 (4 interceptions, 6 fumbles lost)
 2020 season: 12 (5 interceptions, 7 fumbles lost)
 2019 season: 17 (9 interceptions, 8 fumbles lost)

SCORING DRIVES

COASTAL SCORING DRIVES

QTR	TD	FG	PLAYERS	PLAY	PL	YDS	TIME
UCLA	2	X	Liam Gray	22-yard FG	16	75	6:33
	2	X	Liam Gray	41-yard FG	13	51	3:57
	3	X	Grayson McCall to Sam Pinckney	15-yard pass	9	75	4:52
JSU	1	X	Bennett	8-yard run	9	76	4:08
	2	X	Liam Gray	28-yard FG	16	69	6:20
	3	X	Liam Gray	25-yard FG	12	66	5:11
	3	X	Liam Gray	43-yard FG	4	8	1:57
	4	X	Grayson McCall to Jared Brown	48-yard pass	4	70	1:44
	4	X	Jared Brown	77-yard run	1	77	0:14
Duquesne	1	X	Grayson McCall to Kendall Karr	20-yard pass	4	33	1:35
	1	X	Grayson McCall to Sam Pinckney	11-yard pass	12	83	6:22
	2	X	Braydon Bennett	1-yard run	5	79	1:53
	2	X	Liam Gray	28-yard FG	10	47	4:17
	2	X	CJ Beasley	10-yard run	4	20	1:20
	3	X	Jarrett Guest to Kyrie Duplessis	64-yard pass	1	64	0:11
	3	X	Max Balthazar	2-yard run	7	71	2:59
	3	X	Ja Vin Simpkins	3-yard run	7	66	4:17
Georgia St.	1	X	Liam Gray	30-yard FG	11	63	4:59
	3	X	Grayson McCall to Jameson Tucker	27-yard pass	7	75	3:51
	4	X	Abraham Temoney Fumble Return	2-yards	-	-	-
Ga. So.	1	X	Grayson McCall	5-yard run	8	75	3:11
	2	X	Max Balthazar	1-yard run	3	72	0:56
	3	X	Grayson McCall to Sam Pinckney	13-yard pass	8	64	3:33
	4	X	Braydon Bennett	1-yard run	15	75	6:34
App State	1	X	Braydon Bennett	1-yard run	7	83	3:43
	1	X	Grayson McCall to Jameson Tucker	51-yard pass	5	63	2:28
	2	X	Kade Hensley	33-yard FG	6	59	3:35
	3	X	Grayson McCall to Kendall Karr	32-yard pass	7	77	3:07
	4	X	Kade Hensley	24-yard FG	11	77	4:43
Ark. State	1	X	Kade Hensley	38-yard FG	8	34	4:20
	2	X	Grayson McCall to Sam Pinckney	8-yard pass	8	80	3:09
	2	X	Grayson McCall to Kendall Karr	7-yard pass	9	81	4:10
	4	X	Kade Hensley	22-yard FG	11	86	4:24
	4	X	Jarrett Guest	3-yard run	3	37	0:53
Marshall	1	X	Kade Hensley	36-yard FG	8	57	4:05
	1	X	Jarrett Guest to Jared Brown	30-yard pass	4	69	2:07
	2	X	Kade Hensley	33-yard FG	11	66	6:06
	2	X	Jarrett Guest to Jared Brown	59-yard pass	7	87	2:23
	2	X	Jarrett Guest to DeAndre Coleman	27-yard pass	2	27	0:11
	4	X	Reese White	1-yard run	2	1	0:50

OPPONENT SCORING DRIVES

QTR	TD	FG	PLAYERS	PLAY	PL	YDS	TIME
UCLA	1	X	E. Gerbers to C. Ryan	21-yard pass	7	78	1:59
	2	X	D. Moore to C. Steele	14-yard pass	6	61	2:36
	4	X	D. Moore to J. Sturdivant	62-yard pass	1	62	0:08
	4	X	R. Lopes	31-yard FG	7	17	2:27
JSU	1	X	A. Karajic	40-yard FG	11	53	3:50
	1	X	A. Karajic	39-yard FG	7	41	1:37
	2	X	A. Karajic	28-yard FG	9	64	2:53
	4	X	L. Smothers	19-yard run	7	75	2:16
Georgia St.	1	X	D. Grainer	8-yard run	14	75	5:49
	2	X	D. Grainer to R. Lewis	13-yard pass	7	75	2:14
	2	X	L. Rickman	34-yard FG	8	50	0:57
	3	X	L. Rickman	38-yard FG	13	55	6:00
	4	X	M. Carroll	7-yard run	5	80	2:36
	4	X	L. Rickman	33-yard FG	9	30	4:24
Ga. So.	2	X	D. Brin to Dr. Burgess	2-yard pass	11	52	5:39
	2	X	D. Brin to A. Queeley	16-yard pass	12	75	3:35
	2	X	D. Brin to K. Hood	12-yard pass	5	76	0:31
	3	X	M. Lantz	45-yard FG	10	49	3:48
	3	X	K. Jackson Int return	20-yard Int	-	-	-
	3	X	J. White	3-yard run	9	72	4:46
App State	2	X	M. Hughes	29-yard FG	8	60	3:03
	2	X	A. Marshall	3-yard run	10	75	4:05
	3	X	J. Aguilar to D. Larkins	2-yard pass	6	54	2:45
	4	X	J. Aguilar to D. Stroman	5-yard pass	6	80	2:34
Ark. State	2	X	D. Zvada	34-yard FG	5	58	1:30
	3	X	J. Raynor to E. Stevenson	10-yard pass	5	52	2:05
	4	X	J. Raynor to C. Jackson	20-yard pass	4	72	1:05
Marshall	2	X	R. Verhoff	23-yard FG	7	19	2:47
	2	X	R. Verhoff	44-yard FG	9	49	2:54

EXPLOSIVE PLAYS

COASTAL BIG PLAYS (20+ YARDS)

NO.	OPPONENT	PLAYER(S)	PLAY	DOWN-DIST.	* Touchdown YDS.
1	UCLA (3)	Grayson McCall to Sam Pinckney	Pass	3-4	31
2		Grayson McCall to Kyle Duplessis	Pass	2-10	25
3		Grayson McCall to Sam Pinckney	Pass	3-7	52
4	JSU (4)	Grayson McCall to Sam Pinckney	Pass	3-8	33
5		Grayson McCall to Jared Brown	Pass	3-9	32
6		Grayson McCall to Jared Brown	Pass	2-5	48*
7		Jared Brown	Rush	1-10	77*
8	Duquesne (9)	Grayson McCall to Kendall Karr	Pass	1-9	20
9		Grayson McCall to Jared Brown	Pass	1-10	51
10		Braydon Bennett	Rush	3-3	20
11		Grayson McCall to Sam Pinckney	Pass	3-7	31
12		Jarrett Guest to Kyrie Duplessis	Pass	1-10	64*
13		Ja Vin Simpkins	Rush	2-14	22
14		Jarrett Guest to Genson Hooper Price	Pass	1-10	40
15		Ethan Vasko	Rush	2-9	41
16		Jahbari Kuykendall	Rush	1-10	34
17	Georgia State (4)	Grayson McCall to Tyson Mobley	Pass	3-14	33
18		Grayson McCall to Sam Pinckney	Pass	2-5	20
19		Grayson McCall to Jameson Tucker	Pass	2-8	27
20		Grayson McCall to Tyson Mobley	Pass	3-9	26
21	Georgia Southern (5)	Grayson McCall to Jared Brown	Pass	3-6	37
22		Braydon Bennett	Run	4-2	21
23		Grayson McCall to Sam Pinckney	Pass	1-10	29
24		Grayson McCall to Sam Pinckney	Pass	1-10	42
25		Grayson McCall to Jared Brown	Pass	2-7	20
26	App State (8)	Grayson McCall to Jared Brown	Pass	3-7	40
27		Grayson McCall to Sam Pinckney	Pass	3-2	31
28		Grayson McCall to Jameson Tucker	Pass	2-9	51*
29		Grayson McCall to Braydon Bennett	Pass	2-7	63
30		Grayson McCall to Kendall Karr	Pass	1-10	32*
31		Grayson McCall to Jameson Tucker	Pass	1-10	47
32		Jared Brown	Run	2-10	20
33		CJ Beasley	Run	1-15	21
34	Arkansas State (5)	Grayson McCall to Jared Brown	Pass	2-10	43
35		Max Balthazar	Run	2-7	29
36		Grayson McCall to Jameson Tucker	Pass	2-3	43
37		Grayson McCall to CJ Beasley	Pass	3-5	26
38		Max Balthazar	Run	1-10	34
39	Marshall (8)	Jarrett Guest to Jameson Tucker	Pass	1-10	39
40		Jarrett Guest	Run	2-7	33
41		Jarrett Guest to Jared Brown	Pass	2-17	30*
42		Jarrett Guest to Sam Pinckney	Pass	1-10	31
43		Jarrett Guest to Jared Brown	Pass	3-11	21
44		Jarrett Guest to Jared Brown	Pass	1-10	59
45		Jarrett Guest to DeAndre Coleman	Pass	2-10	27*
46		Jarrett Guest to Kendall Karr	Pass	1-10	31

OPPONENT BIG PLAYS (20+ YARDS)

NO.	OPPONENT	PLAYER(S)	PLAY	DOWN-DIST.	* Touchdown YDS.
1	UCLA (5)	Carsib Steeke	Rush	2-3	24
2		Ethan Garbers to Carsen Ryan	Pass	2-10	21*
3		Ethan Garbers to Kyle Ford	Pass	2-7	24
4		Dante Moore to J. Michael Sturdivant	Pass	3-6	39
5		Dante Moore to J. Michael Sturdivant	Pass	1-10	62*
6	JSU (4)	R. Wiggins	Rush	2-3	22
7		Z. Webb to Q. Lane	Pass	3-7	30
8		Z. Webb to P. Carter	Pass	2-5	35
9		Z. Webb to P. Carter	Pass	2-8	42
10	Duquesne (3)	D. Perrantes to K. Brown	Pass	1-10	37
11		M. Robinson to K. Brown	Pass	4-6	23*
12		M. Robinson to J. Cooper	Pass	4-12	22
13	Georgia State (4)	D. Grainer to T. Williams	Pass	2-14	22
14		D. Grainer to P. Kikwata	Pass	3-8	21
15		M. Carroll	Rush	3-4	30
16		D. Grainger to M. Carroll	Pass	1-10	27
17	Georgia Southern (3)	D. Brinn to D. Cobb	Pass	2-25	27
18		J. White	Run	2-2	29
19		D. Brinn to K. Hood	Pass	3-5	43
20	App State (6)	J. Aguilar to D. Davis	Pass	2-7	21
21		J. Aguilar to D. Stroman	Pass	3-9	30
22		J. Aguilar to E. Wilson	Pass	4-10	32
23		M. Haywood	Run	2-4	20
24		J. Aguilar to M. Jackson	Pass	2-9	67
25		J. Aguilar to M. Tucker	Pass	1-10	69
26	Arkansas State (8)	J. Raynor to R. Ealy	Pass	1-10	22
27		J. Cross	Run	2-10	25
28		J. Raynor to C. Rucker	Pass	1-10	68
29		J. Raynor to C. Jackson	Pass	1-10	29
30		J. Raynor	Run	1-10	22
31		J. Raynor	Run	2-2	20
32		J. Raynor to C. Jackson	Pass	2-5	34
33		J. Raynor to C. Jackson	Pass	1-10	20*
34	Marshall (1)	C. Fancher to C. Coombs	Pass	1-10	24

COASTAL CAROLINA BIG PLAYS

2023 season: 46
 2022 season: 84
 2021 season: 94
 2020 season: 75
 2019 season: 56

OPPONENT BIG PLAYS

2023 season: 34
 2022 season: 103
 2021 season: 77
 2020 season: 66
 2019 season: 80

THE LAST TIME BY A CHANTICLEER ...

RUSHING

30-plus Rushing Attempts: 32 by Lorenzo Taliaferro at Elon (09-28-13)
 40 to 69-Yard Run (no touchdown): 56 by CJ Beasley vs. Southern Miss (11-12-22)
 40 to 69-Yard Touchdown Run: 45 by Jared Brown vs. App State (11-03-22)
 70-Yard plus Run (no touchdown): 76 by Tyler Thigpen at Gardner-Webb (11-11-06)
 70-Yard plus Touchdown Run: 77 by Jared Brown vs Jacksonville State (09-09-23)
 2-plus Rushing Touchdowns: 2 by Reese White vs. Southern Miss (11-12-22)
 4-plus Rushing Touchdowns: 4 by Lorenzo Taliaferro at Liberty (10-19-13)
 100-Yard Rusher..... 114 by Braydon Bennett at Georgia Southern (09-30-23)
 Two Players with 100 Yards plus Rushing: 102 by Bryce Carpenter & 100 by CJ Marable
 at UMass (09-21-19)
 100 Yards Rushing and Receiving (Same Player): NA
 100-Yard Rusher/100-Yard Receiver: by Braydon Bennett (114) & Sam Pinckney (132)
 and Jared Brown at Georgia Southern (09-30-23)

PASSING

30-plus Pass Completions: 32 by Bryce Carpenter vs. Troy (11-02-19)
 Consecutive Completions: 16 by Zach MacDowall at VMI (11-06-10)
 * Grayson McCall completed 16-straight passes over a three-game span
 vs. UMass (09-25-21); vs. ULM (10-02-21); at A-State (10-07-21) (1st half)
 40-plus Pass Attempts: 42 by Grayson McCall vs Georgia State (09-21-23)
 4-plus Touchdown Passes: 4 by Grayson McCall vs. Northern Illinois (12-17-21)
 5-plus Touchdown Passes: 5 by Grayson McCall vs. Texas State (11-20-21)
 300-plus Yards Passing: 373 by Grayson McCall at Appalachian State (10-10-23)
 400-plus Yards Passing: 415 by Alex Ross vs. The Citadel (11-28-15)
 100 Yards Rushing and 200 Passing: by Alex Ross (155-202) at Montana (12-07-13)
 350-plus Yards Total Offense: 371 by Grayson McCall at Appalachian State (10-10-23)

RECEIVING

10-plus Receptions: 11 by Sam Pinckney at Troy (12-03-22)
 3-plus Touchdown Receptions: 4 by Isaiah Likely at Arkansas State (10-07-21)
 Two Players with at least 2 TD Receptions: Chris Jones (2) and Tyrell Blanks (2)
 vs. Kennesaw State (11-14-15)
 200-plus Yards Receiving: 232 (8 rec.) by Isaiah Likely at Arkansas State (10-07-21)
 Two Players with 100-Yards Receiving: . 102 by Sam Pinckney (7) and 100 by Jameson Tucker (3)
 at Appalachian State (10-10-23)
 100-plus Receiving Yards by WR: 117 by Jared Brown (5 rec.) vs. Marshall (10-28-23)
 100-plus Receiving Yards by RB: . 129 by De'Angelo Henderson (7 rec.) at Furman (09-05-15)
 100-plus Receiving Yards by TE: 101 by Isaiah Likely (7 rec.) vs. Georgia State (11-13-21)
 50-plus Yard Reception: 59 by Jared Brown vs. Marshall (10-28-23)
 80-plus Yard Reception: 99 (TD) by Isaiah Likely at Arkansas State (10-07-21)
 Rushing and Receiving Touchdown: (1-1) by Jared Brown vs Jacksonville State (09-09-23)
 Passing and Receiving Touchdown: (1-1) by DeMario Bennett at Liberty (10-15-11)
 200-plus All-Purpose Yards: 236 (211 rush, 25 rec.) by Shermari Jones
 at South Alabama (11-26-21)

SCORING TDs

Responsible for at least 3 TDs: 3 (3 pass) by Jarrett Guest vs. Marshall (10-28-23)
 Responsible for 6-plus TDs: 6 (5 pass, 1 rush) by Zach MacDowall vs. Charleston So. (11-20-10)
 Scored 4-plus Touchdowns: 4 by Isaiah Likely at Arkansas State (10-07-21)
 Scored 20-plus Points: 24 by Isaiah Likely at Arkansas State (10-07-21)

DEFENSE

Had at least 15 Tackles: 15 by Teddy Gallagher at Georgia Southern (10-19-19)
 Had 20-plus Tackles: 20 by Quinn Backus vs. Liberty (11-22-14)
 Had 3.0 or more Tackles-for-Loss: 3.0 by Josaiiah Stewart vs. Southern Miss (11-12-22)
 Had 2.0 or more Sacks: 2.0 by Josaiiah Stewart vs. Southern Miss (11-12-22)
 Recorded a Safety: C.J. Brewer and Mateo Supido vs. Georgia State (11-13-21)
 Created Two Turnovers: 2 (INTs) by Lance Boykin vs. Gardner-Webb (09-10-22)
 Intercepted a Pass: by Courtney Eubanks, Keonte Lusk, Tray Brown, Dre Pinckney vs. Marshall (10-28-23)
 Interception Return for TD: by JT Killen (30 yards) vs. Duquesne (09-16-23)
 by Tobias Fletcher (100 yards) vs Duquesne (09-16-23)
 Two INTs in a Game, Same Player: by Lance Boykin vs. Gardner-Webb (09-10-22)
 3-plus INTs in a Game, Same Player: 3 by Clayton Isbell at UCLA (09-02-23)
 3-plus Pass Breakups: 4 by Lance Boykin vs. Southern Miss (11-12-22)
 Forced Fumble & Recovered Fumble in a Game: by Micheal Mason vs. Marshall (10-28-23)
 Forced 2-plus Fumbles: 2 by Josaiiah Stewart at Georgia Southern (11-06-21)
 Recovered 2-plus Fumbles: 2 by JT Killen at ULM (10-08-22)
 Fumble Recovered/Returned for TD: .2 yards by Abraham Temoney vs. Georgia St. (09-21-23)
 Defensive Extra Point: 86 yards by Preston Carey at UAB (09-16-17)
 Scored Two Defensive TDs: ..Alex Searce (INT, fumble rec) vs Central Conn State (11-22-16)

SPECIAL TEAMS

Returned Opening Kick for a Touchdown: NA
 Kickoff Return for Touchdown: 95 yards by Matthew McDoom vs. GWU (09-10-22)
 Returned a Kickoff 50-plus Yards: 50 yards by Matthew McDoom at GSU (09-22-22)
 Punt Return for Touchdown: 72 yards by Ky'Jon Tyler at ULM (11-23-19)
 Returned a Punt 40-plus Yards: 51 yards by Jared Brown vs Duquesne (09-16-23)
 Blocked a Punt: by Alex Spillum at Georgia Southern (11-06-21)
 Punt Blocked & Returned for a TD: Blocked by Alex Spillum
 Returned 33 yards by Mason Shelton at Georgia Southern (11-06-21)
 Punt Blocked for a Safety: by Jarius McMillan at Jacksonville State (09-17-16)
 Blocked a PAT: by Jeffrey Gunter vs. Kansas (09-10-21)
 Blocked a FG: by Jerrod Clark at James Madison (11-26-22)
 Returned Blocked FG for a TD: 65 yards by Kenneth Daniels (blocked by Myles White)
 vs. Furman (09-24-16)
 Had a 50-plus Yard Punt: 51 yards by Evan Crenshaw at Arkansas State (10-21-23)
 Had a 60-plus Yard Punt: 67 yards by Evan Crenshaw at Georgia Southern (09-30-23)
 Had a 45-plus Yard FG: 48 yards by Kade Hensley vs. Gardner-Webb (09-10-22)
 Had a 50-plus Yard FG: 50 yards by Massimo Biscardi at Appalachian State (10-20-21)
 Missed an Extra Point: by Kade Hensley vs. Southern Miss (Blocked) (11-12-22)
 Two-Point Conversion By Rush: by Bryce Archie vs. East Carolina (12-27-22)
 Two-Point Conversion By Pass: by Grayson McCall to Isaiah Likely
 vs. Northern Illinois (12-17-21)

THE LAST TIME COASTAL CAROLINA ...

RUSHING

Team Had 50 Rushing Attempts: 52 at Georgia State (09-22-22)
 Team Had 60 Rushing Attempts: 67 vs. Liberty (11-17-16)
 Team Netted 300-plus Yards Rushing: 315 at South Alabama (11-26-21)
 Team Netted 400-plus Yards Rushing: 406 at Texas State (11-28-20)
 Team Failed To Net 50 Yards Rushing: 46 vs. Gardner-Webb (09-10-22)
 Team Failed To Net 100 Yards Rushing: 90 at James Madison (11-26-22)
 Team Rushed for 5-plus Touchdowns: 5 vs. The Citadel (09-02-21)

PASSING

Team Completed 20-plus Passes: 25 at Arkansas State (10-21-23)
 Team Attempted 40-plus Passes: 42 vs Georgia State (09-21-23))
 Team Gained 300-plus Yards Passing: 373 at App State (10-10-23)
 Team Failed To Gain 100 Yards Passing: 93 at James Madison (11-26-22)
 Team Passed for 4-plus Touchdowns: 4 vs. Northern Illinois (12-17-21)
 Team Passed for 5-plus Touchdowns: 5 vs. Texas State (11-20-21)

TOTAL YARDS

Team Gained 400 Total Offensive Yards: 427 vs. Marshall (10-28-23)
 Team Gained 500 Total Offensive Yards: 569 at App State (10-10-23)
 Team Gained 600 Total Offensive Yards: 685 at Arkansas State (10-07-21)
 Team Failed to Gain 300 Total Offensive Yards: 271 at Marshall (10-29-22)
 Team Failed to Gain 200 Total Offensive Yards: 183 at James Madison (11-26-22)
 Team Failed to Score a Touchdown: at Stony Brook (10-29-11)

THE LAST TIME BY AN OPPONENT ...

RUSHING

100-plus Rushing Yards: 150 by Marcus Carroll vs. Georgia State (09-21-23)
 175-plus Rushing Yards: 259 by Blake Watson vs. Old Dominion (10-15-22)
 Two Players with at least 100 Yards Rushing: by J. Ducker (146) & A. Brown (105)
 vs. Northern Illinois (12-17-21)
 Three Players with at least 100 Yards Rushing: by Dan Ellington (128), Tra Barnett (110),
 and Seth Paige (104) vs. Georgia State (10-12-19)
 3 Rushing Touchdowns: 3 by DK Billingsley 29 at Troy (12-03-22)

PASSING

25-plus Pass Completions: 34 by Davis Brin vs Georgia Southern (09-30-23)
 40-plus Pass Attempts: 56 by Davis Brin vs. Georgia Southern (09-30-23)
 4 Touchdown Passes: 4 by Todd Centeio at James Madison (11-26-22)
 5 Touchdown Passes: 5 by Holton Ahlers vs. East Carolina (12-27-22)
 300-plus Yards Passing: 322 yards by Davis Brin vs Georgia Southern (09-30-23)
 400-plus Yards Passing: 403 yards by Bailey Fisher vs. Gardner-Webb (09-10-22)
 100 Yards Rushing and 200 Yards Passing: by Malik Willis (137 rush, 220 pass)
 vs. #23 Liberty (12-26-20)

RECEIVING

10-plus Receptions: 12 by Khaleb Hood vs Georgia Southern (09-30-23)
 3-plus Touchdown Receptions: 3 by Jamarius Way at South Alabama (11-23-18)
 100-plus Yards Receiving: 104 yards by Corey Rucker at Arkansas State (10-21-23)
 Two Players with 100 Yards Receiving: by Jalen Tolbert (191) and Jalen Wayne (111)
 at South Alabama (11-26-21)

MISCELLANEOUS

MOST IN A QUARTER

COASTAL CAROLINA

Points: 35 points - 2nd quarter at North Greenville (09-25-03)
 Team Yards Rushing: 192 yards - 2nd quarter vs. Chowan (10-15-07)
 Team Yards Passing: 193 yards - 2nd quarter at Old Dominion (12-01-12)
 Team Yards Total Offense: 269 yards - 2nd quarter at UMass (09-21-19)
 Individual Yards Rushing: 148 yards - Mike Tolbert, 4th quarter vs. VMI (10-27-07)
 Individual Yards Passing: 193 yards - Aramis Hillary, 2nd quarter
 at Old Dominion (12-01-12)
 Individual Yards Receiving: 129 yards - Jerome Simpson, 4th quarter
 vs. James Madison (09-10-05)

OPPONENT

Points: 28 points - 1st quarter at South Carolina (11-23-13)
 Team Yards Rushing: 233 yards - 3rd quarter vs. Georgia Southern (11-17-18)
 Team Yards Passing: 204 yards - 4th quarter vs. Davidson (09-11-04)
 Team Yards Total Offense: 272 yards - 3rd quarter at Georgia State (10-27-18)
 Individual Yards Rushing: 177 yards - Monte Purvus, 3rd quarter
 vs. Winston-Salem State (09-08-07)
 Individual Yards Passing: 204 yards - Damion White, 4th quarter vs. Davidson (09-11-04)
 Individual Yards Receiving: 92 yards - Terriun Crump, 1st quarter
 vs. Western Illinois (11-27-10)

DEFENSE

Had at least 15 Tackles: 21 by Carlton Martial at Troy (12-12-20)
 Had 3.0 or more Tackles-for-Loss: 3.0 by Laiatu Latu at UCLA (09-02-23)
 Had 2.5 or more Sacks: 3.0 by Laiatu Latu at UCLA (09-02-23)
 Recorded a Safety: Team Safety vs. Appalachian State (11-03-18)
 Intercepted a Pass: by AG McGhee vs. Marshall (10-28-23)
 Interception Return for TD: 20 yards by Khadry Jackson at Georgia Southern (09-30-23)
 Fumble Recovered for TD: 28 yard recovery by Christian Albertson at ECU (09-14-13)
 Defensive Extra Point: NA

SPECIAL TEAMS

Kickoff Return for Touchdown: 96 by Marcus Jones vs. Troy (09-28-18)
 Returned Opening Kick for a TD: 96 by Marcus Jones vs. Troy (09-28-18)
 Punt Return for Touchdown: by Wesley Kennedy III (60 yards) vs. Georgia Southern (10-24-20)
 Blocked Punt Return for Touchdown: 2 by Jonathan Coats at Stony Brook (10-29-11)
 Blocked a Punt: by Demetrius Taylor at Appalachian State (09-28-19)
 Blocked a PAT: by Josh Ratcliff vs. Southern Miss (11-12-22)
 Blocked a FG: by Isaiah Gibson vs. Marshall (10-28-23)
 50-plus Yard Field Goal: 50 yards by John Lunsford vs. Liberty (10-27-12)
 Two-Point Conversion by Rush: by Mike Holloway vs. Charleston Southern (10-01-16)
 Two-Point Conversion by Pass: by Holton Ahlers from Keaton Mitchell
 vs. East Carolina (12-27-22)

LARGEST CROWDS: BROOKS STADIUM

	CROWD	OPPONENT	DATE	"EVENT"
1.	21,324	Marshall	10-28-23	Homecoming
2.	21,224	Appalachian State	11-03-22	Black Out
3.	21,165	Army West Point	09-03-22	Season Opener/Teal Out
4.	19,139	Georgia Southern	10-01-22	Family Weekend
5.	18,674	ULM	10-02-21	Family/SBC Opener
6.	18,116	Duquesne	09-16-23	--
7.	17,697	Kansas	09-10-21	White Out
8.	17,249	Georgia State	10-12-19	Family/Hall of Fame
9.	16,814	Old Dominion	10-15-22	Homecoming/HOF
10.	16,744	Georgia State	11-13-21	Homecoming/HoF
11.	16,236	The Citadel	09-02-21	Season Opener
12.	16,203	Southern Miss	11-12-22	Senior Night
13.	16,006	Jacksonville State	09-09-23	Season/Home Opener
14.	15,991	Georgia State	10-07-17	Family Weekend
15.	15,951	Georgia Southern	12-02-17	Season Finale
16.	15,545	Troy	11-11-17	Hall of Fame
17.	15,261	UMass	09-25-21	Teal Out
18.	15,248	Georgia State	09-21-23	White Out
19.	15,098	Troy	11-02-19	Homecoming
20.	15,012	Texas State	11-30-19	Season Finale
21.	14,996	Western Illinois	09-23-17	--
22.	14,857	Louisiana	11-09-19	100th Home Game
23.	14,237	Eastern Michigan	08-31-19	Season/Home Opener
24.	13,997	Texas State	10-28-17	Homecoming
25.	13,659	Norfolk State	09-14-19	Extra Yard for Teachers
26.	13,372	Buffalo	09-17-22	White Out
27.	13,274	UMass	09-02-17	Season/Home Opener
28.	13,004	Appalachian State	11-03-18	Homecoming
29.	12,261	Gardner-Webb	09-10-22	--
30.	11,689	Troy	10-28-21	Black Out
31.	11,506	ULM	10-13-18	Family Weekend
32.	10,386	Texas State	11-20-21	Senior Day
33.	10,311	Furman	09-24-16	Family Weekend
	10,311	Bryant	09-26-15	Family Weekend
	10,311	Western Illinois	09-19-15	Home Opener

LARGEST CROWDS: CCU ROAD GAMES

	CROWD	OPPONENT	DATE	"EVENT"
1.	106,577	at Penn State	08-30-08	Season Opener
2.	91,946	at Georgia	09-17-11	--
3.	81,411	at South Carolina	11-23-13	--
4.	75,126	at South Carolina	09-01-18	Season Opener
5.	74,429	at Clemson	10-31-09	--
6.	61,476	at Arkansas	11-04-17	--
7.	57,862	at West Virginia	09-04-10	Season Opener
8.	43,705	at UCLA	09-02-23	Season Opener
9.	34,252	at Appalachian State	10-10-23	Tuesday Night
9.	33,493	at Kansas	09-07-19	--
10.	31,061	at Appalachian State	10-20-21	Wednesday Night

CCU MOST CONSECUTIVE ...

100-yard Rushing Games: 5, De'Angelo Henderson (09-12-15 to 10-10-15)
 5, Lorenzo Taliaferro (9-28-14 to 11-02-14)

CCU CURRENT: — None

Games with a rushing TD:29, De'Angelo Henderson (08-30-14 to 09-17-16)

CCU CURRENT: — 1, Reese White

Completions: 16, Grayson McCall (Over 3 games; 09-25-21 to 10-07-21)

..... 16, Kilton Anderson (Over 2 games; 09-08-18 to 09-12-18)

.....16, Zach MacDowall at VMI (11-06-10)

CCU CURRENT: — 6, Grayson McCall; at Arkansas State (10-21-23).

200-yard Passing Games: 7, Alex Ross (09-27-14 to 11-15-14)

CCU CURRENT: — 4, Grayson McCall

300-yard Passing Games:3, Tyler Thigpen

(11-11-06 to 11-25-06 —last three games of 2006)

CCU CURRENT: — 1, Grayson McCall

Pass Attempts without an INT: 211, Grayson McCall

(Sept. 17, 2022 - vs. Buffalo through Nov. 3, 2022 - vs. Appalachian State)

CCU CURRENT: — 56, Grayson McCall

Games with TD Pass: 23, Grayson McCall

(12-12-20 to 12-03-22 - last 2 games of 2020, 11 games in 2021, and first 10

games played in 2022)

CCU CURRENT: — 7, Grayson McCall

Games with a Reception: 32, CJ Marable (9-29-18 to 12-26-20)

..... (last eight games of 2018 and all 12 games in both 2019 and 2020)

CCU CURRENT: — 20 Sam Pinckney; 20, Jared Brown;

Games with a TD Reception:9, Jerome Simpson (09-30-06 to 09-01-07)

..... (last eight games of 2006 and first game of 2007)

CCU CURRENT: — 1, Jared Brown; 1, DeAndre Coleman

PATs Made:85, Josh Hoke (10-23-04 to 10-07-06)

..... (last 28 of 2004, all 38 of 2005 and 1st 19 of 2006)

CCU CURRENT: — 24, Liam Gray; 18, Kade Hensley.

FGs Made: 10, Ryan Granger (09-19-15 to 10-24-15)

CCU CURRENT: — N/A

Games Scoring a TD:35, De'Angelo Henderson (08-30-14 to 11-26-16)

.....(14 games in 2014, 12 games in 2015 and all nine of his games played in 2016)

CCU CURRENT: — 1, Jared Brown; 1, DeAndre Coleman; 1, Reese White

Games Scoring a Point:43, Josh Hoke (09-20-03 to 11-25-06)

(last nine games of 2003, all 11 games of 2004, all 11 games of 2005 and in all 12 games

of 2006 ... only game Hoke didn't score was vs. Morehead State in 2003 - missed a PAT)

CCU CURRENT: — 3, Kade Hensley

OFFENSIVE NUMBERS

MOST 100-YARD RUSHING GAMES

No.	Name	Season	No.	Name	Career
9	De'Angelo Henderson	2014	25	De'Angelo Henderson	2013-16
9	Lorenzo Taliaferro	2013	10	CJ Marable	2018-20
8	De'Angelo Henderson	2015	9	Lorenzo Taliaferro	2012-13
7	De'Angelo Henderson	2016	6	Patrick Hall	2003-05
6	CJ Marable	2019	5	Aundres Perkins	2003-06
4	Shermari Jones	2021	4	Shermari Jones	2020-21
3	CJ Marable	2020	4	Mike Tolbert	2004-07
2	Braydon Bennett	2021	4	Osharmar Abercrombie	2013-17
2	CJ Beasley	2022	3	Eric O'Neal	2007-10
1	Reese White	2022	2	Multiple Chants	-

ALL TIME 100-PLUS YARD RUSHING

	YARDS	NAME (ATTEMPTS)	OPPONENT	DATE
1.	244	Mike Tolbert (13)	VMI	10-27-07
2.	211	Shermari Jones (23)	at South Alabama	11-26-21
3.	205	Lorenzo Taliaferro (32)	at Elon	09-28-13
4.	202	Aundres Perkins (34)	at North Greenville	09-25-03
5.	201	Patrick Hall (17)	at Davidson	11-08-03
6.	195	Patrick Hall (20)	Charleston Southern	11-20-04
7.	185	De'Angelo Henderson (20)	Furman	09-24-16
8.	174	Lorenzo Taliaferro (17)	at Eastern Kentucky	09-14-13
9.	172	CJ Marable (18)	at ULM	11-23-19
	172	De'Angelo Henderson (20)	South Carolina State	09-13-14
11.	171	Patrick Hall (17)	Savannah State	11-06-04
12.	165	De'Angelo Henderson (24)	Western Illinois	09-19-15
13.	164	De'Angelo Henderson (18)	Charleston Southern	10-01-16
14.	158	De'Angelo Henderson (28)	at Lamar	09-03-16
15.	157	CJ Marable (16)	at Texas State	11-28-20
	157	Lorenzo Taliaferro (25)	at South Carolina State	08-31-13
	157	Tommy Fraser (23)	Presbyterian	11-14-09
	157	Patrick Hall (19)	Jacksonville	11-13-04
19.	151	Lorenzo Taliaferro (26)	at Liberty	10-19-13
	151	Mike Tolbert (8)	at VMI	10-14-06
21.	149	Osharmar Abercrombie (17)	UMass	09-02-17
22.	148	CJ Marable (24)	at Kansas	09-07-19
23.	147	De'Angelo Henderson (27)	at Presbyterian	10-11-14
24.	145	Shermari Jones (16)	at Buffalo	09-18-21
25.	144	Lorenzo Taliaferro (24)	Gardner-Webb	10-12-13
26.	143	De'Angelo Henderson (24)	at North Dakota State	12-13-14
	143	Marcus Whitener (13)	Presbyterian	11-10-12
28.	142	CJ Beasley (25)	at Georgia State	09-22-22
	142	CJ Marable (28)	at Arkansas State	11-16-19
30.	140	Marcus Outlow (20)	UAB	09-08-18
31.	139	De'Angelo Henderson (20)	Liberty	11-17-16
	139	Lorenzo Taliaferro (24)	Charlotte	11-02-13
33.	136	De'Angelo Henderson (21)	Bryant	09-26-15
	136	De'Angelo Henderson (24)	at South Carolina State	09-12-15
35.	135	De'Angelo Henderson (22)	Hampton	11-26-16
36.	134	De'Angelo Henderson (19)	Richmond	12-06-14
	134	De'Angelo Henderson (20)	at Furman	10-04-14
38.	133	Reese White (21)	Army West Point	09-03-22
	133	Osharmar Abercrombie (19)	Georgia Southern	12-02-17
	133	Kenneth Daniels (13)	Monmouth	11-05-16
	133	Jamie Fordham (13)	Presbyterian	10-20-07
42.	132	CJ Marable (23)	No. 8 BYU	12-05-20
	132	Lorenzo Taliaferro (16)	Presbyterian	11-16-13
44.	131	De'Angelo Henderson (19)	at North Carolina A&T	09-06-14
45.	130	Eric O'Neal (23)	North Carolina A&T	09-26-09
46.	128	Braydon Bennett (10)	Georgia State	11-13-21
	128	CJ Marable (12)	at Georgia State	10-27-18
	128	De'Angelo Henderson (13)	Florida A&M	09-10-16
49.	127	Patrick Hall (25)	at Charleston Southern	11-19-05
50.	126	Lorenzo Taliaferro (15)	VMI	10-26-13
51.	124	De'Angelo Henderson (25)	Presbyterian	10-10-15
52.	123	Alex Ross (21)	at Montana	12-07-13
53.	121	CJ Marable (25)	Texas State	11-30-19
	121	Ryan Lee (16)	Monmouth	11-05-16
55.	120	CJ Marable (20)	at Troy	12-12-20
	120	Jah-Maine Martin (10)	at Presbyterian	10-29-16
57.	119	Tyler Thigpen (10)	at Gardner-Webb	11-11-06
58.	117	De'Angelo Henderson (10)	Charlotte	11-02-13
	117	Aundres Perkins (20)	at Jacksonville	09-20-03

60.	116	Ren McKinnon (7)	Charleston Southern	11-20-04
61.	115	CJ Beasley (15)	at ULM	10-08-22
	115	Aramis Hillary (14)	Charleston Southern	11-17-12
	115	Eric O'Neal (17)	Colgate	09-07-08
64.	114	Braydon Bennett	Georgia Southern	09-30-23
	114	Osharmar Abercrombie (11)	Bryant	11-12-16
	114	De'Angelo Henderson (11)	Gardner-Webb	11-07-15
	114	Aramis Hillary (14)	VMI	10-08-11
	114	Aundres Perkins (23)	Davidson	09-11-04
68.	113	Shermari Jones (10)	at Arkansas State	10-07-21
69.	112	Tyler Thigpen (11)	VMI	10-29-05
70.	110	De'Angelo Henderson (13)	Monmouth	11-15-14
	110	De'Angelo Henderson (12)	Charleston Southern	10-25-14
72.	109	Jeremy Height (20)	North Carolina A&T	09-01-12
	109	Travis Small (18)	at Western Carolina	11-19-11
	109	Jamie Fordham (22)	Delaware State	09-24-05
75.	108	Braydon Bennett (6)	vs. Northern Illinois	12-17-21
76.	107	De'Angelo Henderson (13)	at Florida A&M	09-20-14
	107	Mike Tolbert (10)	Liberty	10-23-04
78.	106	Marcus Whitener (13)	at Charleston Southern	11-12-11
79.	105	Aundres Perkins (12)	at Savannah State	10-25-03
80.	104	Marcus Outlow (15)	ULM	10-13-18
	104	Lorenzo Taliaferro (16)	at Montana	12-07-13
82.	103	De'Angelo Henderson (18)	Kennesaw State	11-14-15
	103	Patrick Hall (19)	at Gardner-Webb	10-30-04
84.	102	Reese White (14)	Kansas	09-10-21
	102	Bryce Carpenter (12)	at UMass	09-21-19
	102	Osharmar Abercrombie (10)	at Arkansas State	10-14-17
	102	De'Angelo Henderson (14)	Alabama A&M	10-03-15
	102	Eric O'Neal (24)	Liberty	11-13-10
89.	101	CJ Marable (19)	Norfolk State	09-14-19
	101	De'Angelo Henderson (22)	at Gardner-Webb	10-15-16
	101	De'Angelo Henderson (19)	The Citadel	11-28-15
	101	Aundres Perkins (15)	Gardner-Webb	10-04-03
93.	100	Shermari Jones (9)	The Citadel	09-02-21
	100	CJ Marable (15)	at UMass	09-21-19
	100	Kenneth Daniels (15)	at Presbyterian	10-29-16
	100	Arthur Sitton (6)	North Carolina Central	10-18-08
	100	Mike Tolbert (16)	Gardner-Webb	11-10-07

MULTIPLE 100-YARD PERFORMERS

100-Yard Rushers, Same Game

1.	195	Patrick Hall (20)	Charleston Southern	11-20-04
	116	Ren McKinnon (7)	Charleston Southern	11-20-04
2.	139	Lorenzo Taliaferro (24)	Charlotte	11-02-13
	117	De'Angelo Henderson (10)	Charlotte	11-02-13
3.	123	Alex Ross (21)	at Montana	12-07-13
	104	Lorenzo Taliaferro (16)	at Montana	12-07-13
4.	120	Jah-Maine Martin (10)	at Presbyterian	10-29-16
	100	Kenneth Daniels (15)	at Presbyterian	10-29-16
5.	133	Kenneth Daniels (13)	Monmouth	11-05-16
	121	Ryan Lee (16)	Monmouth	11-05-16
6.	102	Bryce Carpenter (12)	at UMass	09-21-19
	100	CJ Marable (15)	at UMass	09-21-19

100-Yard Receivers, Same Game

1.	102	Sam Pinckney (7)	at Appalachian State	10-10-23
	100	Jameson Tucker (3)	at Appalachian State	10-10-23
2.	132	Sam Pinckney (7)	at Georgia Southern	09-30-23
	106	Jared Brown (8)	at Georgia Southern	09-30-23
3.	105	Tyrell Blanks (5)	at Gardner-Webb	11-01-14
	101	Bruce Mapp (9)	at Gardner-Webb	11-01-14
4.	118	Bruce Mapp (6)	at Charlotte	11-08-14
	105	Tyrell Blanks (10)	at Charlotte	11-08-14

COASTAL CAROLINA DRIVES

COASTAL CAROLINA LONGEST SCORING DRIVES

YARDS	HOW ENDED
99	at Arkansas State 2021 (2 plays, 00:39)
99	UMass 2021 (9 plays, 4:27)
99	at Charlotte 2014 (10 plays, 3:51)
99	at South Carolina State 2013 (16 plays, 5:39)
99	at Gardner-Webb 2012 (3 plays, 1:14)
99	at VMI 2010 (7 plays, 3:05)
97	at Gardner-Webb 2006 (8 plays, 3:54)
97	Newberry 2003 (11 plays, 4:01)
96	at ULM 2022 (11 plays, 3:45)
96	Gardner-Webb 2005 (13 plays, 5:22)
96	Mansfield 2005 (7 plays, 2:53)
96	Davidson 2004 (7 plays, 2:34)
95	at South Alabama (19 plays, 9:27)
95	at North Dakota State 2014 (4 plays, 1:13)
95	Georgia Southern 2010 (7 plays, 1:36)
94	No. 8 BYU 2020 (17 plays, 9:05)
94	at Texas State 2020 (13 plays, 7:11)
94	Arkansas State 2020 (18 plays, 8:38)
94	at Liberty 2015 (5 plays, 1:52)
94	at Charlotte 2014 (10 plays, 5:112)
94	at Montana 2013 (3 plays, 1:24)
94	at Eastern Kentucky 2013 (8 plays, 3:30)
94	Liberty 2010 (7 plays, 4:07)
93	vs. UAB 2018 (9 plays, 3:44)
93	at Charleston Southern 2013 (9 plays, 3:07)
93	Gardner-Webb 2011 (8 plays, 3:10)
93	James Madison 2005 (11 plays, 1:44)
92	at Georgia Southern 2021 (12 plays, 6:49)
92	Troy 2019 (8 plays, 3:38)
92	Stony Brook 2010 (8 plays, 3:08)
91	The Citadel 2021 (10 plays, 5:53)
91	at UMass 2019 (10 plays, 4:49)
91	at Florida A&M 2014 (10 plays, 4:13)
91	at Eastern Kentucky 2013 (11 plays, 3:41)
91	Liberty 2008 (15 plays, 4:05)
90	vs. #23 Liberty 2020 (7 plays, 3:52)
90	at Troy 2020 (9 plays, 4:18)
90	at Liberty 2015 (4 plays, 1:34)
90	Hampton 2013 (13 play, 3:57)
90	Delaware State 2010 (7 plays, 2:24)
90	at Arkansas State 2019 (8 plays, 3:37)
90	at Liberty 2007 (10 plays, 3:46)

PLAYS	HOW ENDED
19	at South Alabama 2021 (95 yards, 9:27)
18	Arkansas State 2020 (94 yards, 8:38)
17	No. 8 BYU 2020 (94 yards, 9:05)
17	Liberty 2008 (48 yards, 6:24)
16	at Georgia State 2022 (84 yards, 9:07)
16	Jacksonville State (69-yards; 06:20)
16	at UCLA 2023 (75 yards; 06:33)
16	at Troy 2020 (83 yards, 9:48)
16	at No. 21 Louisiana 2020 (75 yards, 8:12)
16	Troy 2019 (79 yards, 4:58)
16	Troy 2019 (57 yards, 7:19)
16	at South Carolina State 2013 (99 yards, 5:39)
15	12 times (last time vs. Georgia State 11-13-21)

TIME	HOW ENDED
9:48	at Troy 2020 (16 plays, 83 yards)
9:27	at South Alabama 2021 (19 plays, 95 yards)
9:07	at Georgia State 2022 (16 plays, 84 yards)
9:05	No. 8 BYU 2020 (17 plays, 94 yards)
8:52	Georgia State 2021 (15 plays, 44 yards)
8:38	Arkansas State 2020 (18 plays, 94 yards)
8:28	at Clemson 2009 (15 plays, 64 yards)
8:24	Troy 2021 (14 plays, 78 yards)
8:12	at Louisiana 2020 (16 plays, 75 yards)
8:10	at UMass 2018 (15 plays, 75 yards)
8:06	at Presbyterian 2012 (13 plays, 55 yards)
8:03	ULM 2021 (15 plays, 75 yards)
8:01	at South Carolina 2018 (15 plays, 53 yards)
7:57	Arkansas State 2020 (14 plays, 83 yards)
7:49	Hampton 2013 (15 plays, 57 yards)

COASTAL CAROLINA SHORTEST SCORING DRIVES

YARDS (TD DRIVES ONLY)	HOW ENDED
1	Marshall 2023 (2 plays, 00:50)
2	Duquesne 2023 (1 play, 00:11)
1	Appalachian State 2022 (3 plays, 1:21)
2	Charleston Southern 2016 (2 plays, 0:40)
2	Charleston Southern 2004 (2 plays, 0:40)
3	at Charleston Southern 2007 (1 play, 0:04)
4	UMass 2021 (2 plays, 0:41)
4	at Troy 2020 (4 plays, 2:18)
5	Georgia Southern 2007 (2 plays, 0:46)
5	Savannah State 2004 (2 plays, 0:45)
5	Charleston (WV) 2003 (2 plays, 0:09)

PLAYS (TD DRIVES ONLY— OT EXCLUDED)	HOW ENDED
1	Duquesne 2023 (64 yards, 0:11)
1	Jacksonville State 2023 (77 yards, 0:14)
1	Old Dominion 2022 (75 yards, 0:10)
1	at Georgia State 2022 (50 yards, 0:17)
1	vs. Buffalo 2022 (10 yards, 0:05)
1	vs. Northern Illinois 2021 (34 yards, 0:09)
1	Georgia State 2021 (75 yards, 0:15)
1	Appalachian State 2020 (75 yards, 0:11)
1	Georgia Southern 2020 (20 yards, 0:11)
1	Arkansas State 2020 (72 yards, 0:12)
1	Campbell 2020 (57 yards, 0:09)
1	at ULM 2019 (75 yards, 0:14)
1	at Campbell 2018 (76 yards, 0:16)
1	UAB 2018 (34 yards, 0:09)
1	at Presbyterian 2016 (20 yards, 0:05)
1	Charleston Southern 2014 (74 yards, 0:11)
1	at Florida A&M 2014 (14 yards, 0:07)
1	Charlotte 2013 (39 yards, 0:07)
1	VMI 2013 (49 yards, 0:09)
1	at VMI 2008 (21 yards, 0:09)
1	at Charleston Southern 2007 (3 yards, 0:04)
1	VMI 2007 (86 yards, 0:17)
1	Georgia Southern 2007 (61 yards, 0:10)
1	at VMI 2006 (80 yards, 0:34)
1	at Savannah State 2005 (60 yards, 0:10)
1	Charleston Southern 2004 (68 yards, 0:10)
1	Jacksonville 2004 (7 yards, 0:05)
1	at VMI 2004 (30 yards, 0:08)
1	North Greenville 2004 (44 yards, 0:10)
1	at Morehead State 2004 (11 yards, 0:08)
1	at Charleston Southern 2003 (22 yards, 0:06)

TIME (TD DRIVES ONLY)	HOW ENDED
0:04	at Charleston Southern 2007 (1 play, 3 yards)
0:05	vs. Buffalo 2022 (1 play, 10 yards)
0:05	at Presbyterian 2016 (1 play, 20 yards)
0:05	Jacksonville 2004 (1 play, 7 yards)
0:06	at Charleston Southern 2003 (1 play, 22 yards)
0:07	at Florida A&M 2014 (14 yards, 0:07)
0:07	Charlotte 2013 (1 play, 39 yards)
0:08	at Georgia State 2022 (1 play, 50 yards)
0:08	at VMI 2004 (1 play, 30 yards)
0:08	at Morehead State 2004 (1 play, 11 yards)
0:09	UAB 2018 (1 play, 34 yards)
0:09	vs. Northern Illinois 2021 (1 play, 34 yards)
0:09	Campbell 2020 (1 play, 57 yards)
0:10	Old Dominion 2022 (1 play, 75 yards)
0:11	Duquesne 2023 (1 play, 64 yards)
0:11	Marshall 2023 (2 plays, 27 yards)
0:14	Jacksonville State 2023 (1 play, 77 yards)

COASTAL CAROLINA DRIVES

COASTAL CAROLINA LONGEST DRIVES (ALL)

PLAYS	HOW ENDED
19 at South Alabama 2021 (95 yards, 9:27)	10 yd pass McCall-Heiligh
19 at Charleston Southern 2015 (62 yards, 5:01)	turnover on downs
18 Arkansas State 2020 (94 yards, 8:38)	3 yd pass McCall-Marable
17 No. 8 BYU 2020 (94 yards, 9:05)	6 yd CJ Marable run
17 Liberty 2008 (48 yards, 6:24)	42 yd Durham FG
16 Jacksonville State 2023 (69 yards, 6:20)	28-yd Gray FG
16 at UCLA 2023 (75 yards, 6:33)	22-yd Gray FG
16 at Troy 2020 (83 yards, 9:48)	6 yd pass McCall-Heiligh
16 at Troy 2020 (74 yards, 9:28)	turnover on downs
16 at Louisiana 2020 (75 yards, 8:12)	6 yd pass McCall-Heiligh
16 Troy 2019 (79 yards, 4:58)	25 yd Biscardi FG
16 Troy 2019 (57 yards, 7:19)	36 yd Biscardi FG
16 at Georgia State 2022 (84 yards, 9:07)	2 yd Nate Hope II run
16 at South Carolina State 2013 (99 yards, 5:39)	1 yd Lorenzo Taliaferro run
15 15 times (last time at Georgia Southern (09/30/23)	1 yd Braydon Bennett run

TIME	HOW ENDED
9:48 at Troy 2020 (16 plays, 83 yards)	6 yd pass McCall-Heiligh
9:27 at South Alabama 2021 (19 plays, 95 yards)	10 yd pass McCall-Heiligh
9:28 at Troy 2020 (16 plays, 74 yards)	turnover on downs
9:07 at Georgia State 2022 (16 plays, 84 yards)	2 yd Nate Hope II run
9:05 No. 8 BYU 2020 (17 plays, 94 yards)	6 yd CJ Marable run
8:52 Georgia State 2021 (15 plays, 44 yards)	24 yd Biscardi FG
8:38 Arkansas State 2020 (18 plays, 94 yards)	3 yd pass McCall-Marable
8:36 Appalachian State 2022 (15 plays, 59 yards)	turnover on downs
8:28 at Clemson 2009 (15 plays, 64 yards)	31 yd Durham FG
8:24 Troy 2021 (14 plays, 78 yards)	4 yd Shermari Jones run
8:12 at Louisiana 2020 (16 plays, 75 yards)	6 yd pass McCall-Heiligh
8:10 at UMass 2018 (15 plays, 75 yards)	1 yd Marcus Outlow run
8:06 at Presbyterian 2012 (13 plays, 55 yards)	10 yd Alex Ross run
8:05 Texas State 2021 (15 plays, 69 yards)	turnover on downs
8:03 ULM 2021 (15 plays, 75 yards)	15 yd CJ Beasley run
8:01 at South Carolina 2018 (15 plays, 53 yards)	39 yd Biscardi FG
7:57 Arkansas State 2020 (14 plays, 83 yards)	3 yd pass McCall-Brown
7:53 South Carolina State 2014 (11 plays, 22 yards)	Punt
7:49 at Arkansas State 2019 (13 plays, 57 yards)	turnover on downs
7:49 Hampton 2013 (15 plays, 57 yards)	39 yd Granger FG

COASTAL CAROLINA LONGEST DRIVES (ALL)

YARDS	HOW ENDED
99 at Arkansas State 2021 (2 plays, 00:39)	99 yd pass from McCall-Likely
99 UMass 2021 (9 plays, 4:27)	12 yd Reese White run
99 at Charlotte 2014 (10 plays, 3:51)	3 yd Alex Ross run
99 at South Carolina State 2013 (16 plays, 5:39)	1 yd Lorenzo Taliaferro run
99 at Gardner-Webb 2012 (3 plays, 1:14)	81 yd pass Ross-Mastromatteo
99 at VMI 2010 (7 plays, 3:05)	18 yd pass MacDowall-Willis
98 at ULM (4 plays, 2:21)	86 yd pass Keane-Williams
97 at Gardner-Webb 2006 (8 plays, 3:54)	3 yd Mike Tolbert run
97 Newberry 2003 (11 plays, 4:01)	9 yd Eushaun Tally run
96 at ULM 2022 (11 plays, 3:45)	2 yd Max Balthazar run
96 Gardner-Webb 2005 (13 plays, 5:22)	2 yd Aundres Perkins run
96 Mansfield 2005 (7 plays, 2:53)	3 yd Aundres Perkins run
96 Davidson 2004 (7 plays, 2:34)	45 yd pass Thigpen-Simpson
95 at South Alabama (19 plays, 9:27)	10 yd pass McCall-Heiligh
95 at North Dakota State 2014 (4 plays, 1:13)	2 yd De'Angelo Henderson run
95 Georgia Southern 2010 (7 plays, 1:36)	34 yd pass MacDowall-Willis
94 No. 8 BYU 2020 (17 plays, 9:05)	6 yd CJ Marable run
94 at Texas State 2020 (13 plays, 7:11)	9-yd Baden Pinson run
94 Arkansas State 2020 (18 plays, 8:38)	3 yd pass McCall-Marable
94 at Liberty 2015 (5 plays, 1:52)	71 yd De'Angelo Henderson run
94 at Charlotte 2014 (10 plays, 5:112)	4 yd Osharmar Abercrombie run
94 at Montana 2013 (3 plays, 1:24)	86 yd pass Ross-Bennett
94 at Eastern Kentucky 2013 (8 plays, 3:30)	2 yd pass Ross-Mapp
94 Liberty 2010 (7 plays, 4:07)	16 yd Rasheed Gause run
93 vs. UAB 2018 (9 plays, 3:44)	26 yd Kilton Anderson run
93 at Charleston Southern 2013 (9 plays, 3:07)	21 yd Catron FG
93 Gardner-Webb 2011 (8 plays, 3:10)	2 yd Travis Small run
93 James Madison 2005 (11 plays, 1:44)	8 yd pass Thigpen-Parks
92 at Georgia Southern 2021 (12 plays, 6:49)	7 yd Shermari Jones run
92 Troy 2019 (8 plays, 3:38)	3 yd Jacqez Hairston run
92 Stony Brook 2010 (8 plays, 3:08)	24 yd pass Hillary-Willis
91 The Citadel 2021 (10 plays, 5:53)	4 yd Reese White run
91 at UMass 2019 (10 plays, 4:49)	10 yd CJ Marable run
91 at Florida A&M 2014 (10 plays, 4:13)	2 yd De'Angelo Henderson run
91 at Eastern Kentucky 2013 (11 plays, 3:41)	10 yd pass Ross-Bennett
91 Liberty 2008 (15 plays, 4:05)	14 yd pass MacDowall-Willis
90 vs. #23 Liberty 2020 (7 plays, 3:52)	43-yd pass McCall-Latushko
90 at Troy 2020 (9 plays, 4:18)	20 yd pass McCall-Marable
90 at Liberty 2015 (4 plays, 1:34)	1 yd De'Angelo Henderson run
90 Hampton 2013 (13 play, 3:57)	6 yd pass Ross-Bennett
90 Delaware State 2010 (7 plays, 2:24)	24 yd pass D. Davis-Whitley
90 at Arkansas State 2019 (8 plays, 3:37)	31 yd pass Payton-J. Williams
90 at Liberty 2007 (10 plays, 3:46)	1 yd Arthur Sittton run

CHANTICLEER BIG PLAYS

LONGEST SCORING PLAYS IN COASTAL HISTORY

NOTE: The NCAA does not count Defensive 2-Pt Conversions in its statistics. However, CCU has had four in its history that would make this list if it did.

- Dontavais Johnson had a 100-yard INT return versus Charleston Southern (2012)
- Mike McClure had a 100-yard interception return at Furman (2012)
- Preston Carey scooped a Marcus Williamson blocked PAT and returned it 86 yards at UAB (2017)
- Sean Lundy scooped a Quinton Teal blocked PAT and returned it 80 yards versus Furman (2007)

NO.	YARDS	PLAYER	PLAY	GAME (DATE)
1.	100	Tobias Fletcher	Interception Return	Duquesne (09-16-23)
	100	Devin Brown	Kickoff Return	at Furman (09-05-15)
2.	99	Isaiah Likely	Pass from G. McCall	at Arkansas State (10-07-21)
	99	Devin Brown	Kickoff Return	at NC A&T (09-06-14)
4.	98	Devin Brown	Kickoff Return	at North Dakota St. (12-13-14)
5.	95	Matthew McDoom	Kickoff Return	Gardner-Webb (09-10-22)
	95	Devin Brown	Kickoff Return	VMI (10-26-13)
7.	94	Tarvorris Jolly	Blocked FG Return	Delaware State (09-25-10)
8.	93	Devin Brown	Kickoff Return	Western Illinois (09-19-15)
9.	91	Bruce Mapp	Pass from A. Ross	The Citadel (11-28-15)
	91	Niccolo Mastromatteo	Punt Return	Charleston Southern (11-20-10)
11.	87	Niccolo Mastromatteo	Punt Return	at Presbyterian (11-10-12)
	87	Greg Williamson	Punt Return	at Davidson (11-08-03)
13.	86	Malcolm Williams	Pass from T. Keane	at ULM (09-30-17)
	86	DeMario Bennett	Pass from A. Ross	at Montana (12-07-13)
	86	Tre Henderson	Kickoff Return	Gardner-Webb (10-22-11)
	86	Mike Tolbert	Rush	VMI (10-27-07)
17.	85	Arthur Sitton	Kickoff Return	VMI (10-27-07)
18.	81	Ky'Jon Tyler	Pass from K. Anderson	at Campbell (09-12-18)
	81	Niccolo Mastromatteo	Pass from A. Ross	at Gardner-Webb (11-03-12)
20.	80	CJ Marable	Rush	at Georgia State (10-27-18)
	80	Ky'Jon Tyler	Punt Return	Furman (09-24-16)
	80	Mike Tolbert	Rush	at VMI (10-14-06)
	80	Santini Washington	Pass from T. Thigpen	at Wofford (09-09-06)
24.	77	Jared Brown	Rush	Jacksonville State (09-09-23)
	77	Ky'Jon Tyler	Kickoff Return	Hampton (11-26-16)
	77	Tyler Thigpen	Rush	VMI (10-29-05)
27.	75	Jared Brown	Pass from G. McCall	Old Dominion (10-15-22)
	75	Shermari Jones	Rush	at South Alabama (11-26-21)
	75	Braydon Bennett	Rush	Georgia State (11-13-21)
	75	Isaiah Likely	Pass from G. McCall	Appalachian State (11-21-20)
	75	CJ Marable	Rush	at ULM (11-23-19)
	75	Jamar Anderson	Pass from W. Richardson	Presbyterian (10-20-07)
33.	74	Kameron Brown	Pass from G. McCall	at App State (10-20-21)
	74	John Israel	Pass from A. Ross	Charleston Southern (10-25-14)
35.	73	Ky'Jon Tyler	Pass from T. Keane	at App State (10-21-17)
	73	Quinn Backus	Interception Return	Gardner-Webb (10-12-13)
37.	72	Sam Denmark	Pass from F. Payton	Georgia Southern (10-24-20)
	72	Isaiah Likely	Pass from G. McCall	Arkansas State (10-03-20)
	72	Ky'Jon Tyler	Punt Return	at ULM (11-23-19)
	72	Bruce Mapp	Pass from T. Keane	at Jacksonville St. (09-17-16)
41.	71	Braydon Bennett	Pass from G. McCall	Troy (10-28-21)
	71	Richie Sampson	Interception Return	at Lamar (09-03-16)
	71	De'Angelo Henderson	Rush	at Liberty (11-19-15)
44.	70	Mike Tolbert	Rush	Liberty (10-28-06)
	70	Patrick Hall	Rush	Savannah State (11-06-04)

LONGEST NON-SCORING PLAYS IN COASTAL HISTORY

NO.	YARDS	PLAYER	PLAY	GAME (DATE)
1.	88	Ky'Jon Tyler	Kickoff Return	at ULM (09-30-17)
2.	87	Tre Henderson	Kickoff Return	at Appalachian State (09-29-12)
3.	83	Chris Jones	Pass from Alex Ross	at Liberty (11-19-15)
4.	82	David Parker	Kickoff Return	Jacksonville (11-13-04)
5.	78	Jeremy Height	Kickoff Return	Charleston Southern (11-20-10)
6.	76	Tyler Thigpen	Rush	at Gardner-Webb (11-11-06)
7.	74	Quinton Teal	Interception Return	at Savannah State (11-05-05)
8.	67	Reese White	Rush	Buffalo (09-17-22)
9.	67	Arthur Sitton	Rush	Towson (09-20-08)
10.	66	Tre Henderson	Kickoff Return	North Carolina A&T (09-01-12)
11.	65	Kameron Brown	Pass from Grayson McCall	Campbell (09-18-20)

RECORDS OF NOTE

OVERALL YEAR-BY-YEAR RESULTS

YEAR	OVERALL	HOME	ROAD	NEUTRAL
2003	6-5	2-3	4-2	0-0
2004	10-1	7-0	3-1	0-0
2005	9-2	5-0	4-2	0-0
2006	9-3	5-1	4-2	0-0
2007	5-6	4-2	1-4	0-0
2008	6-6	2-4	4-2	0-0
2009	5-6	5-0	0-6	0-0
2010	6-6	3-3	3-3	0-0
2011	7-4	4-1	3-3	0-0
2012	8-5	3-2	5-3	0-0
2013	12-3	7-0	5-3	0-0
2014	12-2	5-1	7-1	0-0
2015	9-3	6-1	3-2	0-0
2016	10-2	7-1	3-1	0-0
2017	3-9	2-4	1-5	0-0
2018	5-7	1-4	4-3	0-0
2019	5-7	3-3	2-4	0-0
2020	11-1	6-0	5-0	0-1
2021	11-2	6-1	4-1	1-0
2022	9-4	6-1	3-2	0-1
2023	5-3	3-1	2-2	0-0
Totals	163-87	92-33	70-52	1-2

CONFERENCE YEAR-BY-YEAR RESULTS

YEAR	ALL	HOME	ROAD	FINISH
Big South				
2003	1-3	0-2	1-1	4th
2004	4-0	2-0	2-0	1st
2005	3-1	2-0	1-1	T-1st
2006	4-0	2-0	2-0	1st
2007	3-1	2-0	1-1	2nd
2008	1-4	0-3	1-1	T-5th
2009	3-3	3-0	0-3	T-4th
2010	5-1	2-1	3-0	T-1st
2011	3-3	2-1	1-2	T-3rd
2012	5-1	2-1	3-0	T-1st
2013	4-1	3-0	1-1	T-1st
2014	4-1	2-1	2-0	T-1st
2015	4-2	3-0	1-2	2nd
Totals	44-21	25-9	19-12	-

2016 Independent -Transition to FBS

YEAR	ALL	HOME	ROAD	FINISH
Sun Belt				
2017	2-6	1-3	1-3	T-10th
2018	2-6	0-4	2-2	4th (East)
2019	2-6	2-2	0-4	5th (East)
2020	8-0	4-0	4-0	1st (East)
2021	6-2	3-1	3-1	3rd (East)
2022	6-2	3-1	3-1	1st (East)
2023	3-2	1-1	2-1	-
Totals	29-24	14-12	15-12	-
Overall	73-45	39-21	34-24	-

COASTAL'S RECORD ...

OVERALL.....250 games 163-87 (.652)

- At Home125 games 92-33 (.736)
- On the Road122 games 70-52 (.574)
- Neutral Site.....3 games 1-2 (.333)

- vs. FBS Programs82 games 43-39 (.524)
- vs. FCS Programs.....159 games 112-47 (.704)
- vs. Non-D1 Programs...9 games 8-1 (.889)

- as an FBS Program82 games 49-33 (.598)
- as an FCS Program ..168 games 114-54 (.679)

CONFERENCE.....118 games 73-45 (.619)

- Big South.....65 games 44-21 (.677)
- Sun Belt53 games 29-24 (.547)

POSTSEASON.....14 games 5-9 (.357)

- FBS Bowl Games.....3 games 1-2 (.333)
- FCS Playoffs.....10 games 4-6 (.400)
- Conference Champ.1 game 0-1 (.000)

- At Home4 games 2-2 (.500)
- On Road.....7 games 2-5 (.286)
- Neutral Site.....3 games 1-2 (.333)

VS. RANKED OPPS.33 games 11-22 (.333)

- vs. FBS Top 25.....6 games 2-4 (.333)
- vs. FCS Top 2527 games 9-18 (.333)

- At Home13 games 6-7 (.462)
- On Road.....19 games 5-14 (.263)
- Neutral Site.....1 game 0-1 (.000)

- as an FBS Program3 games 2-1 (.667)
- as an FCS Program30 games 9-21 (.300)

OVERTIME GAMES.....13 games 7-6 (.538)

- At Home3 games 1-2 (.333)
- On the Road9 games 6-3 (.667)
- Neutral Site.....1 game 0-1 (.000)

- as an FBS Program3 games 1-2 (.333)
- as an FCS Program10 games 6-4 (.600)

ON NATURAL GRASS.....116 games 85-31 (.737)

- At Home (2003-14).....68 games 52-16 (.765)
- On the Road46 games 32-14 (.696)
- Neutral Site.....1 game 1-0 (1.000)

ON ARTIFICIAL TURF...134 games 78-56 (.582)

- At Home (2015-pres.) 56 games 40-16 (.714)
- On the Road76 games 38-38 (.500)
- Neutral Site.....2 games 0-2 (.000)

POSTSEASON PLAY

OVERALL.....14 games 5-9 (.357)

- FBS Bowl Games..... 3 games 1-2 (.333)
- FCS Playoffs..... 10 games 4-6 (.400)
- Conference Champ. 1 game 0-1 (.000)

- At Home 4 games 2-2 (.500)
- On Road..... 7 games 2-5 (.286)
- Neutral Site..... 3 games 1-2 (.333)

NCAA FCS PLAYOFFS

DATE	OPPONENT	H/A	RESULT
11-25-06	#1 Appalachian State	A	L, 28-45
11-27-10	#21 Western Illinois	H	L, 10-17
11-24-12	#22 Bethune-Cookman	A	W, 24-14
12-01-12	#3 Old Dominion	A	L, 35-63
11-30-13	#12 Bethune-Cookman	H	W, 48-24
12-07-13	#4 Montana	A	W, 42-35
12-14-13	#1 North Dakota St.	A	L, 14-48
12-06-14	#16 Richmond	H	W, 36-15
12-13-14	#2 North Dakota St.	A	L, 32-39
11-28-15	#18 The Citadel	H	L, 38-41

CONFERENCE CHAMPIONSHIP GAMES

DATE	OPPONENT	H/A/N	RESULT
12-03-22	at Troy	A	L, 26-45

NCAA FBS BOWL GAMES

DATE	OPPONENT	H/A/N	RESULT
12-26-20	vs. #23 Liberty (OT)	N	L, 34-37
12-17-21	vs. Northern Illinois	N	W, 47-41
12-27-22	vs. East Carolina	N	L, 29-53

OVERTIME GAMES

OVERALL.....13 games 7-6 (.538)

- At Home 3 games 1-2 (.333)
- On the Road 9 games 6-3 (.667)
- Neutral Site..... 1 game 0-1 (.000)

- as an FBS Program..... 3 games 1-2 (.333)
- as an FCS Program 10 games 6-4 (.600)

OVERTIME GAMES

DATE	OPPONENT	OT	RESULT
10-15-05	Gardner-Webb	OT	W, 34-31
10-22-05	at Liberty	3OT	W, 27-21
11-19-05	at Charleston So.	2OT	L, 27-34
10-20-07	Presbyterian	OT	L, 34-41
09-11-10	at Towson	5OT	L, 45-47
10-30-10	at Gardner-Webb	OT	W, 30-27
09-08-12	at Furman	3OT	W, 47-45
10-19-13	at Liberty	2OT	W, 55-52
10-04-14	at Furman	2OT	W, 37-31
10-01-16	#10 Charleston So.	2OT	L, 58-59
10-19-19	at Georgia Southern	3OT	L, 27-30
12-26-20	vs. #23 Liberty ^	OT	L, 34-37
11-26-21	at South Alabama	OT	W, 27-21

RECORDS OF NOTE

VERSUS RANKED OPPONENTS

OVERALL.....33 games 11-22 (.333)

- vs. FBS Top 25.....6 games 2-4 (.333)
- vs. FCS Top 2527 games 9-18 (.333)

- At Home 13 games 6-7 (.462)
- On Road..... 19 games 5-14 (.263)
- Neutral Site.....1 game 0-1 (.000)

- as an FBS Program3 games 2-1 (.667)
- as an FCS Program30 games 9-21 (.300)

FBS RANKED OPPONENTS

DATE	OPPONENT	H/A	RESULT
08-30-08	#22 Penn State	A	L, 10-66
09-04-10	#25 West Virginia	A	L, 0-31
11-23-13	#11 South Carolina	A	L, 10-70
10-14-20	#21 Louisiana	A	W, 30-27
12-05-20	#8 BYU	H	W, 22-17
12-26-20	#23 Liberty ^ (OT)	N	L, 34-37

FCS RANKED OPPONENTS

DATE	OPPONENT	H/A	RESULT
09-10-05	#1 James Madison	H	W, 31-27
10-01-05	#17 S.C. State	A	W, 24-23
09-16-06	#24 Georgia Southern	A	L, 21-38
10-07-06	#3 Furman	H	W, 29-27
11-25-06	#1 Appalachian State	A	L, 28-45
09-22-07	#8 James Madison	A	L, 10-45
10-04-08	#20 Liberty	H	L, 38-43
10-02-10	#11 Richmond	A	L, 19-41
11-13-10	#11 Liberty	H	W, 45-31
11-27-10	#21 Western Illinois	H	L, 10-17
09-15-12	#20 Eastern Kentucky	H	L, 17-35
09-29-12	#17 Appalachian State	A	L, 14-55
10-13-12	#11 Stony Brook	H	L, 21-27
11-24-12	#22 Bethune-Cookman	A	W, 24-14
12-01-12	#3 Old Dominion	A	L, 35-63
09-14-13	#25 Eastern Kentucky	A	W, 51-32
11-09-13	#16 Charleston So.	A	L, 26-31
11-30-13	#12 Bethune-Cookman	H	W, 48-24
12-07-13	#4 Montana	A	W, 42-35
12-14-13	#1 North Dakota St.	A	L, 14-48
12-06-14	#16 Richmond	H	W, 36-15
12-13-14	#2 North Dakota St.	A	L, 32-39
10-31-15	#19 Charleston So.	A	L, 25-33
11-28-15	#18 The Citadel	H	L, 38-41
09-17-16	#4 Jacksonville State	A	L, 26-27
10-01-16	#10 Chareston So. (2OT)	H	L, 58-59
09-23-17	#19 Western Illinois	H	L, 10-52

^ FBC Mortgage Cure Bowl Game

HOMECOMING GAMES

OVERALL.....21 games 13-8 (.619)

- as an FBS Program..... 7 games 3-4 (.)
- as an FCS Program 14 games 10-4 (.714)

HOMECOMING GAMES

DATE	OPPONENT	RESULT
11-01-03	VMI	L, 10-19
11-06-04	Savannah State	W, 52-14
10-29-05	VMI	W, 38-14
11-04-06	Savannah State	W, 66-6
10-27-07	VMI	W, 42-35
10-25-08	Stony Brook	L, 24-28
11-07-09	Gardner-Webb	W, 26-21
10-23-10	Stony Brook	L, 28-38
10-22-11	Gardner-Webb	L, 24-26
10-27-12	Liberty	W, 36-12
11-02-13	Charlotte	W, 50-25
10-25-14	Charleston Southern	W, 43-22
10-03-15	Alabama A&M	W, 55-0
10-22-16	Central Connecticut State	W, 33-25
10-28-17	Texas State	L, 7-27
11-03-18	Appalachian State	L, 7-23
11-02-19	Troy	W, 36-25
11-07-20	South Alabama	W, 23-6
11-13-21	Georgia State	L, 40-42
10-15-22	Old Dominion	L, 21-49
10-280-23	Marshall	W, 34-6

SHUTOUT HISTORY

OVERALL.....10 games 5-5 (.500)

- At Home 5 games 4-1 (.800)
- On the Road 5 games 1-4 (.200)

- as an FBS Program 1 games 1-0 (1.000)
- as an FCS Program 9 games 4-5 (.444)

SHUTOUT WINS

DATE	OPPONENT	RESULT
10-11-03	Charleston (W.Va.)	W, 47-0
10-13-07	Chowan	W, 51-0
10-03-15	Alabama A&M	W, 55-0
11-17-15	Gardner-Webb	W, 46-0
10-31-20	at Georgia State	W, 51-0

SHUTOUT LOSSES

DATE	OPPONENT	RESULT
11-22-08	Charleston Southern	L, 0-24
09-03-09	at Kent State	L, 0-18
09-04-10	at #25 West Virginia	L, 0-31
09-17-11	at Georgia	L, 0-59
10-29-11	at Stony Brook	L, 0-42

NON-SATURDAY GAMES

OVERALL.....22 games 14-8 (.636)

- At Home 9 games 6-3 (.667)
- On the Road 10 games 6-4 (.600)
- Neutral Site..... 2 games 1-1 (.500)

- as an FBS Program 17 games 12-5 (.706)
- as an FCS Program 5 games 2-3 (.400)

TUESDAYS

DATE	OPPONENT	RESULT
12-27-22	vs. East Carolina \$	L, 29-53
10-10-23	at Appalachian State	W, 27-24

WEDNESDAYS

DATE	OPPONENT	RESULT
09-12-18	at Campbell	W, 58-21
10-14-20	at #21 Louisiana	W, 30-27
10-20-21	at Appalachian State	L, 27-30

THURSDAYS

DATE	OPPONENT	RESULT
09-25-03	at North Greenville	W, 49-39
09-03-09	at Kent State	L, 0-18
11-19-15	at Liberty	L, 21-24
11-17-16	Liberty	W, 42-7
11-07-19	Louisiana	L, 7-48
09-02-21	The Citadel	W, 52-14
10-07-21	at Arkansas State	W, 52-20
10-28-21	Troy	W, 35-28
09-22-22	at Georgia State	W, 41-24
11-03-22	Appalachian State	W, 35-28
09-21-23	Georgia State	L, 17-30

FRIDAYS

DATE	OPPONENT	RESULT
11-23-18	at South Alabama	L, 28-31
09-18-20	Campbell	W, 43-21
09-10-21	Kansas	W, 49-22
11-26-21	at South Alabama	W, 27-21 (OT)
12-17-21	vs. Northern Illinois ^	W, 47-41

SUNDAYS

DATE	OPPONENT	RESULT
09-07-08	Colgate	L, 19-23

^ Tailgreeter Cure Bowl Game
\$ TicketSmarter Birmingham Bowl Game

MISCELLANEOUS

Longest Winning Streak:

FBS..... 11 games (9-12-20 to 12-12-20)

FCS 11 games (8-30-14 to 11-15-14)

Longest Losing Streak:

FBS..... 9 games (9-16-17 to 11-11-17)

FCS 4 games



COASTAL CAROLINA 13
0-1



UCLA 27
1-0



JACKSONVILLE STATE 16
2-1



COASTAL CAROLINA 30
1-1

GAME 1 • SEPT. 2, 2023 • PASADENA, CALIF. • ROSE BOWL (43,705)

GAME 2 • SEPT. 9, 2023 • CONWAY, S.C. • BROOKS STADIUM (16,006)

SCORING SUMMARY

	1	2	3	4	F
Coastal Carolina	0	6	7	0	13
UCLA	7	7	0	13	27

1st 12:56 UCLA Carsen Ryan 21 yd pass from Ethan Garbers (RJ Lopez kick), 7-78, 1:59 UCLA 7, CCU 0

2nd 11:12 CCU Liam Gray 22 yd FG, 16-75, 6:33 UCLA 7, CCU 3

03:57 UCLA Carson Steele 14 yd pass from Dante Moore (RJ Lopez kick), 6-61, 2:36 UCLA 14, CCU 3

00:00 CCU Liam Gray 41 yd FG 13-51 UCLA 14, CCU 6

3rd 10:08 CCU Sam Pinckney 9 yd pass from Grayson McCall (Liam Gray kick), 9-75, 4:52 UCLA 14, CCU 13

4th 13:59 UCLA J. Sturdivant 62 yd pass from Dante Moore (RJ Lopez kick), 1-62, 0:08 UCLA 21, CCU 13

05:39 UCLA RJ Lopez 31 yd FG, 7-17, 2:27 UCLA 24, CCU 13

03:26 UCLA RJ Lopez 47 yd FG 4-3, 0:59 UCLA 27, CCU 13

SCORING SUMMARY

	1	2	3	4	F
Jacksonville State	6	3	0	7	16
Coastal Carolina	7	3	13	7	30

1st 10:47 CCU Braydon Bennett 8 yd rush (Liam Gray kick), 9-76, 4:08 CCU 7, JSU 0

06:57 JSU Alen Karajic 40 yd FG, 11-53, 3:50 CCU 7, JSU 3

JSU Alen Karajic 39 yd FG, 7-41, 1:37 CCU 7, JSU 6

2nd 10:42 JSU Alen Karajic 28 yd FG, 9-64, 2:53 CCU 7, JSU 9

01:01 CCU Liam Gray 28 yd FG 16-69, 6:20 CCU 10, JSU 9

3rd 07:49 CCU Liam Gray 25 yd FG 12-66, 5:11 CCU 13, JSU 9

05:47 CCU Liam Gray 43 yd FG 4-8, 1:57 CCU 16, JSU 9

02:46 CCU Jared Brown 48 yd pass from Grayson McCall (Liam Gray kick), 4-70, 1:44 CCU 23, JSU 9

4th 12:16 CCU Jared Brown 77 yd rush (Liam Gray kick), 1-77, 0:14 CCU 30, JSU 9

10:00 JSU Logan Smothers 19 yd rush (Alen Karajic kick), 7-75, 2:16 CCU 30, JSU 16

TEAM STATISTICS

	CCU	UCLA
First Downs.....	21	20
Rushes-Yards.....	34-56	31-153
Passing Yards.....	289	264
Pass Att-Comp-Int.....	28-43-2	17-29-3
Total Offense.....	345	417
Fumbles-Lost.....	1-1	1-0
Penalties-Yards.....	3-45	8-55
Punts-Yards (Avg./Net).....	2-87 (43.5/43.5)	2-97 (48.5/49.0)
Kickoffs-Yards (Avg./Net).....	3-194 (64.7/43.3)	6-337 (62.8/39.7)
Punt Returns (No.-Yds.-TD).....	1-1-0	0-0-0
Kickoff Returns (No.-Yds.-TD).....	1-15-0	2-39-0
Interceptions (No.-Yds.-TD).....	3-29-0	2-8-0
Fumble Returns (No.-Yds.-TD).....	0-0-0	0-0-0
Time of Possession.....	34:50	25:10
Third-Down Conversions.....	8-of-16	7-of-12
Fourth-Down Conversions.....	1-of-2	0-of-0
Red-Zone Scores-Chances.....	3-4	2-4
Sacks By (No.-Yds.).....	1-4	4-28
Field Goals.....	2-4	2-2
Points Off Turnovers.....	3	3

TEAM STATISTICS



	JSU	CCU
First Downs.....	21	19
Rushes-Yards.....	45-227	45-176
Passing Yards.....	207	268
Pass Att-Comp-Int.....	16-28-0	21-29-0
Total Offense.....	393	399
Fumbles-Lost.....	2-1	0-0
Penalties-Yards.....	7-45	4-27
Punts-Yards (Avg./Net).....	3-135 (45.0/38.3)	4-186 (46.5/46.5)
Kickoffs-Yards (Avg./Net).....	5-320 (64.0/41.6)	6-381 (63.5/40.0)
Punt Returns (No.-Yds.-TD).....	0-0-0	0-0-0
Kickoff Returns (No.-Yds.-TD).....	0-0-0	2-37-0
Interceptions (No.-Yds.-TD).....	0-0-0	0-0-0
Fumble Returns (No.-Yds.-TD).....	0-0-0	0-0-0
Time of Possession.....	24:06	35:54
Third-Down Conversions.....	6-of-15	8-of-17
Fourth-Down Conversions.....	0-of-2	0-of-1
Red-Zone Scores-Chances.....	2-3	3-3
Sacks By (No.-Yds.).....	3-28	3-22
Field Goals.....	3-3	3-3
Points Off Turnovers.....	0	0



INDIVIDUAL STATISTICS

RUSHING: UCLA — C. Steele 13-76, 1; TJ Harden 11-76; T. E. Garbers 3-9; D. Moore 2-(-4); TEAM 2-(-4).
 CCU — R. White 8-21; Jar. Brown 2-15; B. Bennett 9-14; CJ Beasley 4-14; G. McCall 11-(-8).
PASSING: UCLA — E. Garbers 10-17-2, 121, 1; D. Moore 7-12-1, 143, 2.
 CCU — G. McCall 27-42-2, 271, 1; J. Guest 1-1-0, 18.
RECEIVING: UCLA — J. Sturdivant 5-136, 1; C. Steele 4-20, 1; L. Loya 3-37; K. Ford 2-29; C. Ryan 2-21, 1; R. Cragun 1-10; TJ Harden 1-1.
 CCU — S. Pinckney 9-139, 1; Jar. Brown 6-31; K. Karr 3-23; J. Tucker 2-18; B. Bennett 2-16; T. Mobley 2-15; M. Alaimo 2-4; K. Duplessis 1-25; CJ Beasley 1-18.
INTERCEPTIONS: UCLA — J. Davies 1-7; J. Humphrey 1-1. CCU — C. Isbell 3-29.
FUMBLE RECOVERIES: UCLA — C. Jones 1-0. CCU — None.
FORCED FUMBLES: UCLA -- L. Latu 1. CCU — None.
TACKLES-FOR-LOSS: UCLA — D. Muasau 1.0-2; C. Jones 1.0-1; J. Toia 1.0-1; L. Latu 3.0-17; K. Churchwell 1.0-2; G. Murphy 2.0-12; G. Murphy 1.0-2.
 CCU — M. Mason 0.5-2; A. Henry 0.5-2; JT Killen 1.0-2.
SACKS: UCLA — L. Latu 3.0-17; G. Murphy 1.0-11. CCU — M. Mason 0.5-2; A. Henry 0.5-2,

INDIVIDUAL STATISTICS

RUSHING: CCU — Jar. Brown 1-77, 1; M. Balthazar 6-25; R. White 11-23; B. Bennett 9-18, 1; CJ Beasley 4-7; E. Vasko 1-1; G. McCall 10-(-9); TEAM 3 (-11).
 JSU — M. Jackson 18-73; L. Smothers 6-54, 1; R. Wiggins 4-35; Z. Webb 11-21; R. Bennett 3-5; J. Evans 2 (-1); S. Galban 1-(-1).
PASSING: CCU — G. McCall 21-29-0, 268, 1.
 JSU -- Z. Webb 9-18-0, 150; L. Smothers 7-10-57.
RECEIVING: CCU — Jar. Brown 7-93, 1; S. Pinckney 4-63; J. Tucker 2-29; K. Karr 2-27; R. White 2-24; CJ Beasley 2-19; M Alaimo 1-9; B. Bennett 2-4; K. Duplessis 2-0; M. Balthazar 1-0.
 JSU — M. Jackson 4-28; Q. Lane 3-50; P. Carter 2-77; S. Brown 2-16; J. Barrick 2-15; S. Galban 1-10; J. Joiner 1-7; M. Pettway 1-4; J McCants 1-0; B. Rechsteiner 1-0.
INTERCEPTIONS: CCU — none. JSU — none.
FUMBLE RECOVERIES: CCU — C. Anokwuru 1-0. JSU — None.
FORCED FUMBLES: CCU -- C. Hatcher 1. JSU — None.
TACKLES-FOR-LOSS: CCU — S. Bruce 0.5-1; JT Killen 1.0-1; M. Mason 2.0-12; C. Anokwuru 1.5-9; C. Isbell 1.0-1; W. Gedeon 1.0-1; J. Griffin 1.0-2; J. Cash 0.5-1; B. Ryan 1.0-9; W. Whitson 0.5-1; C. Hatcher 1.0-6.
 JSU — K. Fuqua 2.0-7; C. Hardie 1.0-1; D Carter 1.0-5; J. Marks 1.5-8; K. Tarnue 1.0-12; J. Luttrell 1.0-6; D. Baldwin 0.5-1.
SACKS: CCU — M. Mason 1.0-9; C. Hatcher 1.0-6; Jah. Brown 1.0-7. JSU — K. Fuqua 0.5-5; J. Marks 0.5-5; K. Tarnue 1.0-12; J. Luttrell 1.0-6.

	DUQUESNE	7
	1-2	
	COASTAL CAROLINA	66
	2-1	

	GEORGIA STATE	30
	1-2	
	COASTAL CAROLINA	17
	2-1	

GAME 3 - SEPT. 16, 2023 - CONWAY, S.C. - BROOKS STADIUM (18,116)

GAME 4 - SEPT. 21, 2023 - CONWAY, S.C. - BROOKS STADIUM (15,248)

SCORING SUMMARY

	1	2	3	4	F
Duquesne	0	0	7	0	7
Coastal Carolina	21	14	21	0	66

SCORING SUMMARY

	1	2	3	4	F
Georgia State	7	10	3	10	30
Coastal Carolina	3	0	7	7	17

1st	11:39	CCU	Kendall Karr 20 yd pass from Grayson McCall (Liam Gray kick), 4-33, 1:35	CCU 7, DUQ 0
	10:49	CCU	JT Killen 30 yd interception return (Liam Gray Kick) 0:00	CCU 14, DUQ 0
	02:47	CCU	Sam Pinckney 11 yd pass from Grayson McCall (Liam Gray kick) 12-83, 6:22	CCU 21, DUQ 0
2nd	14:33	CCU	Braydon Bennett 1 yd rush (Liam Gray kick) 5-79, 1:53	CCU 28, DUQ 0
	08:40	CCU	Liam Gray 28 yd FG 10-47, 4:17	CCU 31, DUQ 0
	04:27	CCU	CJ Beasley 10 yd rush (Liam Gray kick) 4-20, 1:20	CCU 38, DUQ 0
	00:43	CCU	Tobias Fletcher 100 yd interception return (Liam Gray kick) 0:00	CCU 45, DUQ 0
3rd	14:45	CCU	Kyre Duplessis 64 yd pass from Jarrett Guest (Liam Gray kick) 1-64, 0:11	CCU 52, DUQ 0
	10:53	CCU	Max Balthazar 2 yd run (Kade Hensley kick) 7-71, 2:59	CCU 59, DUQ 0
	06:26	DUQ	K. Brown 23 yd pass from M. Robinson (B. Bruzdewicz kick) 4-27, 1:44	CCU 59, DUQ 7
	02:02	CCU	Ja'Vin Simpkins 3 yd rush (Kade Hensley kick), 7-66, 4:17	CCU 66, DUQ 7

1st	09:11	GSU	D. Grainer 8 yd rush (L. Rickman kick) 14-75, 5:49	CCU 0, GSU 7
	01:39	CCU	Liam Gray 30 yd FG 11-63, 4:59	CCU 3, GSU 7
2nd	14:25	GSU	R. Lewis 13 yd pass from D. Grainer (L. Rickman kick) 7-75, 2:14	CCU 3, GSU 14
2nd	00:00	GSU	L. Rickman 34 yd FG 8-50, 0:57	CCU 3, GSU 17
3rd	11:09	CCU	Jameson Tucker 27 yd pass from Grayson McCall (Liam Gray kick) 7-75, 3:51	CCU 10, GSU 17
	05:09	GSU	L. Rickman 38 yd FG 13-55, 6:00	CCU 10, GSU 20
4th	13:13	GSU	M. Carroll 7 yd rush (L. Rickman kick) 5-80, 2:36	CCU 10, GSU 27
	07:01	CCU	Abraham Temoney 2 yd fumble return (Liam Gray kick) 0-0, 0:00	CCU 17, GSU 27
	02:36	GSU	L. Rickman 33 yd FG 9-30, 2:59	CCU 17, GSU 30

TEAM STATISTICS

	DUQ	CCU
First Downs	16	23
Rushes-Yards	36-183	35-241
Passing Yards	164	274
Pass Att-Comp-Int	13-26-3	15-20-0
Total Offense	347	515
Fumbles-Lost	1-1	1-1
Penalties-Yards	9-62	3-20
Punts-Yards (Avg./Net)	5-204 (40.8/29.0)	0-0
Kickoffs-Yards (Avg./Net)	2-82 (41.0/30.0)	11-688 (62.5/40.6)
Punt Returns (No.-Yds.-TD)	0-0-0	3-59-0
Kickoff Returns (No.-Yds.-TD)	1-17-0	2-22-0
Interceptions (No.-Yds.-TD)	0-0-0	3-173-2
Fumble Returns (No.-Yds.-TD)	0-0-0	1-4-0
Time of Possession	33:45	26:15
Third-Down Conversions	4-of-13	6-of-8
Fourth-Down Conversions	2-of-2	0-of-1
Red-Zone Scores-Chances	1-2	7-8
Sacks By (No.-Yds.)	2-18	2-15
Field Goals	0-1	1-1
Points Off Turnovers	7	28

TEAM STATISTICS


	GSU	CCU
First Downs	24	21
Rushes-Yards	43-182	25-107
Passing Yards	191	295
Pass Att-Comp-Int	15-27-0	26-42-0
Total Offense	373	402
Fumbles-Lost	3-1	0-0
Penalties-Yards	9-66	10-88
Punts-Yards (Avg./Net)	5-116 (38.7/32.0)	3-104 (34.7/34.0)
Kickoffs-Yards (Avg./Net)	6-375 (62.5/42.0)	3-195 (65.0/40.0)
Punt Returns (No.-Yds.-TD)	1-2-0	0-0-0
Kickoff Returns (No.-Yds.-TD)	1-0-0	3-48-0
Interceptions (No.-Yds.-TD)	0-0-0	0-0-0
Fumble Returns (No.-Yds.-TD)	0-0-0	1-2-1
Time of Possession	28:16	31:44
Third-Down Conversions	8-of-14	6-of-14
Fourth-Down Conversions	0-of-1	0-of-1
Red-Zone Scores-Chances	6-6	1-4
Sacks By (No.-Yds.)	2-15	0-0
Field Goals	3-3	1-3
Points Off Turnovers	0	7

INDIVIDUAL STATISTICS

RUSHING: CCU — B. Bennett 7-58, 1; J. Simpkins 6-50, 1; E. Vasko 2-42; J. Kuykendall 3-33; CJ Beasley 6-23; G. McCall 3-15; M. Balthazar 3-7, 1; D. Lloyd 2-6; J. Guest 2-4; J. Brown 1-3. DUQ — E. Robinson 13-96; J. Clements 8-44; T. Butts 9-34; J. Heisey 1-7; T. Afful 1-3; M. Thomas 2-0; M. Robinson 2-(-1).
PASSING: CCU — G. McCall 12-16-0, 169, 2; J. Guest 2-3-0, 104 1; E. Vasko 1-1-0, 1. DUQ -- D. Perrantes 8-20-3, 95; M. Robinson 5-6-0, 69 1.
RECEIVING: CCU — Jar. Brown 4-63; S. Pinckney 2-42 1; J. Tucker 2-19; M. Balthazar 2-5; K. Duplessis 1-64 1; GH Price 1-40; K. Karr 1-20 1; B. Bennett 1-14; T. Mobley 1-7.
 DUQ — K. Brown 7-90, 1; D. Powell 2-24; J. Cooper 1-22; T. Afful 1-2; T. Butts 1-10; L. Lutz 1-1.
INTERCEPTIONS: CCU — JT Killen 1-30, 1; K. Lusk 1-43; T. Fletcher 1-100, 1. DUQ — none.
FUMBLE RECOVERIES: CCU — M. Shelton 1-(-4). DUQ — None.
FORCED FUMBLES: CCU -- A. Temoney 1. JSU — None.
TACKLES-FOR-LOSS: CCU — T.Tiokeng 1.0-1; T.Brown 1.0-2; Jah.Brown 1.0-3; D.Portu 0.5-1; D.Watson 0.5-1. DUQ — J.Johnson 1.0-4; L.Harris 0.5-1; N.Palmer 0.5-1; M.Brooks 0.5-2. Tarnue 1.0-12; J. Luttrell 1.0-6; D. Baldwin 0.5-1.
SACKS: CCU — M. Mason 1.0-9; C. Hatcher 1.0-6; Jah. Brown 1.0-7. DUQ — K. Tarnue 1.0-12; J. Luttrell 1.0-6.

INDIVIDUAL STATISTICS


RUSHING: CCU — CJ Beasley 3-46; J. B. Bennett 9-41 1; M. Balthazar 5-22; S. Pinckney 1-7; Jar. Brown 1-0; G. McCall 15-(-9).
 GSU — M. Carroll 29-150 1; D. Grainer 13-47 1; Team 1 (-15).
PASSING: CCU — G. McCall 26-42-0 1.
 GSU -- D. Grainer 15-26-0 1; Team 0-1-0.
RECEIVING: CCU — S. Pinckney 6-67; T. Mobley 4-82; CJ Beasley 3-32; K. Duplessis 3-23; Jar. Brown 3-21; B. Bennett 3-15; K. Karr 2-16; J. Tucker 1-27 1.
 GSU — D. Grainger 15-26-0 1, 1; Team 0-1-0.
INTERCEPTIONS: CCU — None. GSU — None.
FUMBLE RECOVERIES: CCU — A. Teamoney 1-2 1. GSU — None.
FORCED FUMBLES: CCU — None. GSU — None.
TACKLES-FOR-LOSS: CCU — J. Powell 1.5-7; J. Griffin 1.0-3; B. Ryan 1.0-2; S. Bruce 0.5-1. GSU — T. Leach 0.5-1; J. Abraham 1.5-6; J. Johnson 0.5-1; G. Pringle 0.5-4. H. Bryant 0.5-1; R. Cooper 1.0-3; K. Swint 0.5-3; A. Blume 1.0-8.
SACKS: CCU — None. GSU — G. Pringle 0.5-4; K. Swint 0.5-3; A. Blume 1.0-8.




COASTAL CAROLINA 28
2-3/0-2



GEORGIA SOUTHERN 38
4-1/1-0



COASTAL CAROLINA 27
3-3/1-2



APPALACHIAN STATE 24
3-3/1-1

GAME 5 • SEPT. 30, 2023 • STATESBORO, GA. • ALLEN E. PAULSON STADIUM (26,483)

SCORING SUMMARY

	1	2	3	4	F
Coastal Carolina	7	7	7	7	28
Georgia Southern	0	21	17	0	38

1st 11:49 CCU Grayson McCall 5 yd rush (Liam Gray kick), 8-75, 3:11 CCU 7, GS 0
 2nd 14:56 GS D. Burgess 2 yd pass from D. Brinn (M. Lantz kick), 11-52, 5:39 CCU 7, GS 7
 7:29 CCU Max Balthazar 1 yrd rush (Liam Gray kick) 3-71, 0:56 CCU 14, GS 7
 03:54 GS A. Queeley 16 yd pass from D. Brinn (M. Lantz kick), 12-75, 3:35 CCU 14, GS 14
 00:08 GS K. Hood 12 yd pass from D. Brinn (M. Lantz kick) 5-76, 0:31 CCU 14, GS 21
 3rd 11:02 CCU Sam Pinckney 13 yd pass from Grayson McCall (Liam Gray kick) 8-64, 3:33 CCU 21, GS 21
 7:10 GS M. Lantz 45 yd FG 10-49, 3:48 CCU 21, GS 24
 6:58 GS K. Jackson 20 yd interception return (M. Lantz kick) 0:08 CCU 21, GS 31
 0:49 GS J. White 3 yd rush (M. Lantz kick) 9-72, 4:46 CCU 21, GS 38
 4th 9:16 CCU Braydon Bennett 1 yd rush 15-75, 6:34 CCU 28, GS 38,

TEAM STATISTICS

	CCU	GS
First Downs.....	21	27
Rushes-Yards.....	30-166	24-116
Passing Yards.....	299	322
Pass Att-Comp-Int.....	22-39-4	34-56-0
Total Offense.....	456	438
Fumbles-Lost.....	3-0	0-0
Penalties-Yards.....	10-110	10-90
Punts-Yards (Avg./Net).....	3-155 (51.7/50.0)	5-220 (44.0/43.4)
Kickoffs-Yards (Avg./Net).....	5-334 (66.8/42.6)	7-434 (62.0/46.1)
Punt Returns (No.-Yds.-TD).....	1-3-0	1-5-0
Kickoff Returns (No.-Yds.-TD).....	1-15-0	2-39-0
Interceptions (No.-Yds.-TD).....	4-36-0	2-46-0
Fumble Returns (No.-Yds.-TD).....	0-0-0	0-0-0
Time of Possession.....	27:30	32:30
Third-Down Conversions.....	4-of-14	8-of-17
Fourth-Down Conversions.....	3-of-4	1-of-1
Red-Zone Scores-Chances.....	4-5	5-7
Sacks By (No.-Yds.).....	2-10	1-10
Field Goals.....	0-1	1-3
Points Off Turnovers.....	0	21

INDIVIDUAL STATISTICS

RUSHING: GS — J. White 11-77-1, 1; A. Smith 1-18; OJ Arnold 5-13; D. Cobb 1-6; D. Brinn 4-2; JC French 1-1 TEAM 1(-1).
 CCU — B. Bennett 15-114-1; G. McCall 10-40-1; M. Balthazar 4-16-1; R. White 1(-1).
PASSING: GS — D. Brinn 34-56-0, 322, 3.
 CCU — G. McCall 22-39-4, 299, 1.
RECEIVING: GS — K. Hood 12-131, 1; D. Burgess 7-61, 1; D. Cobb 6-60; A. Queeley 4-51, 1; K. Upshaw 1-8; E. Walton 1-7; OJ Arnold 1-2; E. Dirrinn 1-2; J. White 1-0.
 CCU — J. Brown 8-106; S. Pinckney 7-132, 1; M. Balthazar 4-19; B. Bennett 2-33; K. Karr 1-9.
INTERCEPTIONS: GS — D. Hickman 1-2; C. Williams 1-0; K. Jackson 1-20, 1; M. Watson-Trent 1-0. CCU — None.
FUMBLE RECOVERIES: GS — None. CCU — None.
FORCED FUMBLES: GS — I. Walker 1. CCU — None.
TACKLES-FOR-LOSS: GS — I. Walker 1-10; L. Bullard 1-3; MJ Stroud 0.5-1; T. Lee 1.0-3; S. Robetson 0.5-2; W. Wallace 0.5-1.
 CCU — J. Powell 0.5-2; T. Fletcher 1.0-6; A. Henry 1.0-4; E. Johnson 0.5-1.
SACKS: GS — I. Walker 1-10. CCU — T. Fletcher 1.0-6; A. Henry 1.0-4,

GAME 6 • OCT. 10, 2023 • BOONE, N.C. • KIDD BREWER STADIUM (34,252)

SCORING SUMMARY

	1	2	3	4	F
Coastal Carolina	14	3	7	3	27
Appalachian State	0	10	7	7	24


1st 11:12 CCU Braydon Bennett 1 yd rush (Kade Hensley kick), 7-83, 3:43 CCU 7, APP 0
 7:22 CCU Jameson Tucker 51 yd pass from Grayson McCall (Kade Hensley kick) 5-63, 2:28 CCU 14, APP 0
 2nd 11:05 APP M. Hughes 29 yd FG 8-60, 3:03 CCU 14, APP 3
 7:30 CCU Kade Hensley 33 yd FG 6-59, 3:35 CCU 17, APP 3
 3:25 APP A. Marshall 3 yd rush (M. Hughes kick), 10-75, 4:05 CCU 17, APP 10
 3rd 6:18 APP D. Larkins 2 yd pass from J. Aguilar (M. Hughes kick) 6-54, 2:45 CCU 17, APP 17
 3:03 CCU Kendall Karr 32 yd pass from Grayson McCall (Kade Hensley kick) 7-77, 3:07 CCU 24, APP 17
 4th 8:47 APP D. Stroman 5 yd pass from J. Aguilar (M. Hughes kick) 6-80, 2:34 CCU 24, APP 24
 0:00 CCU Kade Hensley 24 yd FG 11-77, 4:43 CCU 27, APP 24

TEAM STATISTICS


	CCU	APP
First Downs.....	25	18
Rushes-Yards.....	45-196	26-111
Passing Yards.....	373	305
Pass Att-Comp-Int.....	19-28-0	18-31-0
Total Offense.....	569	416
Fumbles-Lost.....	0-0	1-1
Penalties-Yards.....	9-108	6-60
Punts-Yards (Avg./Net).....	3-106 (35.3/35.3)	4-165 (41.2/41.2)
Kickoffs-Yards (Avg./Net).....	5-325 (65.0/43.8)	5-316 (63.2/50.0)
Punt Returns (No.-Yds.-TD).....	0-0-0	0-0-0
Kickoff Returns (No.-Yds.-TD).....	3-66-0	1-26-0
Interceptions (No.-Yds.-TD).....	0-0-0	0-0-0
Fumble Returns (No.-Yds.-TD).....	0-0-0	0-0-0
Time of Possession.....	35:39	24:21
Third-Down Conversions.....	6-of-12	3-of-11
Fourth-Down Conversions.....	0-of-2	2-of-4
Red-Zone Scores-Chances.....	3-4	4-4
Sacks By (No.-Yds.).....	0-0	1-2
Field Goals.....	2-2	1-1
Points Off Turnovers.....	3	0

INDIVIDUAL STATISTICS

RUSHING: APP — K. Roberts 11-48; M. Haywood 6-41; A. Marshall 5-15, 1; J. Aguilar 3-6; N. Noel 1-1.
 CCU — B. Bennett 15-64, 1; R. White 9-46; C. Beasley 10-45; J. Brown 2-34; M. Balthazar 3-5; J. Simpkins 1-4; G. McCall 5(-2).
PASSING: APP — J. Aguilar 18-31-0, 305, 2.
 CCU — G. McCall 19-28-0, 373, 2.
RECEIVING: APP — M. Tucker 2-78; M. Jackson 1-67; E. Wilson 3-41; D. Stroman 2-35, 1; D. Davis 1-21; K. Roberts 1-18; C. Horn 1-13; K. Robinson 2-10; M. Hetzel 2-10; D. Larkins 2-8, 1; N. Noel 1-4.
 CCU — S. Pinckney 7-102; J. Tucker 3-100, 1; B. Bennett 2-63; J. Brown 1-40; K. Karr 1-32, 1; R. White 3-18; K. Duplessis 2-18.
INTERCEPTIONS: APP — None. CCU — None.
FUMBLE RECOVERIES: APP — None. CCU — A. Temoney 1.
FORCED FUMBLES: APP — None. CCU — K. Lusk 1.
TACKLES-FOR-LOSS: APP — C. Sullivan 1.5-2; J. Favors 1.0-4; M. Clark 1.0-3; D. Dingle-Prince 1.0-1; E. Johnson 0.5-1; T. Davis 0.5-1; K. Abrams-Verwayne 0.5-1; N. Johnson 0.5-1; R. Clarke 0.5-1;
 CCU — None.
SACKS: APP — T. Davis 0.5-1; K. Abrams-Verwayne 0.5-1. CCU — None.



COASTAL CAROLINA 27
4-3/2-2



ARKANSAS STATE 17
3-4/1-2



COASTAL CAROLINA 34
5-3/3-2



MARSHALL 6
4-4/1-3

GAME 7 • OCT. 21, 2023 • JONESBORO, ARK. • CENTENNIAL BANK STADIUM (18,228)

SCORING SUMMARY

	1	2	3	4	F
Coastal Carolina	3	14	0	10	27
Arkansas State	0	3	7	7	17

1st	0:24	CCU	Kade Hensley 38 yd FG	8-34, 4:20	CCU 3, ASU 0
2nd	6:16	CCU	Sam Pinckney 8 yd pass from Grayson McCall (Kade Hensley kick)	8-80, 3:09	CCU 10, ASU 0
	4:46	ASU	D. Zvada 34 yd FG	5-58, 1:30	CCU 10, ASU 3
	0:30	CCU	Kendall Karr 7 yd pass from Grayson McCall (Kade Hensley kick),	9-81, 4:10	CCU 17, ASU 3
3rd	10:09	ASU	E. Stevenson 10 yd pass from J. Raynor (D. Zvada kick)	5-52, 2:05	CCU 17, ASU 10
4th	9:54	CCU	Kade Hensley 22 yd FG	11-86, 4:24	CCU 20, ASU 10
	3:54	CCU	Jarrett Guest 3 yd rush (Kade Hensley kick)	3-37, 0:53	CCU 27, ASU 10
	2:49	ASU	C. Jackson 20 yd pass from J. Raynor (D. Zvada kick)	4-72, 1:05	CCU 27, ASU 17

TEAM STATISTICS

	CCU	ASU
First Downs.....	20	16
Rushes-Yards.....	42-186	24-116
Passing Yards.....	250	306
Pass Att-Comp-Int.....	25-30-0	19-35-2
Total Offense.....	436	422
Fumbles-Lost.....	1-1	0-0
Penalties-Yards.....	4-35	9-103
Punts-Yards (Avg./Net).....	5-224 (44.8/37.8)	5-242 (48.4/46.6)
Kickoffs-Yards (Avg./Net).....	6-337 (56.2/39.5)	3-176 (58.7/47.7)
Punt Returns (No.-Yds.-TD).....	2-9-0	2-15-0
Kickoff Returns (No.-Yds.-TD).....	3-33-0	0-0-0
Interceptions (No.-Yds.-TD).....	2-38-0	0-0-0
Fumble Returns (No.-Yds.-TD).....	0-0-0	1-5-0
Time of Possession.....	36:38	23:22
Third-Down Conversions.....	4-of-14	2-of-11
Fourth-Down Conversions.....	2-of-2	0-of-1
Red-Zone Scores-Chances.....	5-5	3-4
Sacks By (No.-Yds.).....	1-8	1-9
Field Goals.....	2-3	1-2
Points Off Turnovers.....	10	0

INDIVIDUAL STATISTICS

RUSHING: ASU — J. Raynor 11-52; J. Cross 6-41; Z. Wallace 5-14; C. Cobb 1-8; C. Hawkins 1-1.
 CCU — M. Balthazar 4-79; B. Bennett 8-35; C. Beasley 12-27; G. McCall 8-21; J. Simpkins 1-11; R. White 4-9; J. Guest 2-6, 1; E. Vasko 1-2; Team 2-(-4).
PASSING: ASU — J. Raynor 19-35-2, 306, 2.
 CCU — G. McCall 24-28-0, 244, 2; J. Guest 1-1-0, 6; K. Duplessis 0-1-0, 0;
RECEIVING: ASU — C. Rucker 4-104; C. Jackson 5-99, 1; E. Stevenson 5-37, 1; J. Foreman 2-28; R. Ealy 1-22; J. Cross 2-16.
 CCU — J. Brown 4-57; J. Tucker 1-43; C. Beasley 3-37; K. Duplessis 4-37; K. Karr 3-31, 1; S. Pinckney 4-20, 1; M. Alaimo 3-19; B. Bennett 3-6.
INTERCEPTIONS: ASU — None. CCU — S. Bruce 1-0; T. Fletcher 1-38.
FUMBLE RECOVERIES: ASU — T. Geathers 1-5. CCU — None.
FORCED FUMBLES: ASU — K. Crawford 1. CCU — None.
TACKLES-FOR-LOSS: ASU — M. Straker 1.0-1; C. Willekes 1.5-5; J. Mackey 1.0-2; S. Johnson 1.0-1; K. Crawford 1.0-9; N. Martey 0.5-1; T. Geathers 1.0-2.
 CCU — J. Powell 1.0-2; J. Killen 1.0-1; J. Cash 1.0-8; B. Ryan 1.0-2.
SACKS: ASU — K. Crawford 1.0-9. CCU — J. Cash 1.0-8.

GAME 8 • OCT. 28, 2023 • CONWAY, S.C. • BROOKS STADIUM (21,324)

SCORING SUMMARY

	1	2	3	4	F
Marshall	0	6	0	0	6
Coastal Carolina	10	17	0	7	34

1st	10:55	CCU	Kade Hensley 36 yd FG	8-57, 4:05	CCU 3, MAR 0
1st	6:18	CCU	Jared Brown 30 yd pass from Jarrett Guest (Kade Hensley kick)	4-69, 2:07	CCU 10, MAR 0
				11-66, 6:06	CCU 13, MAR 0
2nd	12:40	CCU	Kade Hensley 33 yd FG	7-19, 2:47	CCU 13, MAR 3
2nd	7:23	MAR	R. Verhoff 23 yd FG	7-87, 2:23	CCU 20, MAR 3
2nd	5:00	CCU	Jared Brown 59 yd pass from Jarrett Guest (Kade Hensley kick)	2-27, 0:11	CCU 27, MAR 3
2nd	2:57	CCU	DeAndre Coleman 27 yd pass from Jarrett Guest (Kade Hensley kick)	9-49, 2:54	CCU 27, MAR 6
2nd	0:03	MAR	R. Verhoff 44 yd FG	2-1, 0:50	CCU 34, MAR 6
4th	9:49	CCU	Reese White 1 yd rush (Kade Hensley kick)		

TEAM STATISTICS

	MAR	CCU
First Downs.....	17	20
Rushes-Yards.....	26-81	40-145
Passing Yards.....	202	282
Pass Att-Comp-Int.....	23-45-4	15-22-1
Total Offense.....	283	427
Fumbles-Lost.....	1-1	2-1
Penalties-Yards.....	7-60	5-62
Punts-Yards (Avg./Net).....	3-124 (41.3/39.7)	2-77 (38.5/29.0)
Kickoffs-Yards (Avg./Net).....	3-195 (65.0/45.0)	7-455 (65.0/43.4)
Punt Returns (No.-Yds.-TD).....	1-(-1)-0	1-5-0
Kickoff Returns (No.-Yds.-TD).....	1-31-0	0-0-0
Interceptions (No.-Yds.-TD).....	1-0-0	4-25-0
Fumble Returns (No.-Yds.-TD).....	0-0-0	0-0-0
Time of Possession.....	27:53	32:07
Third-Down Conversions.....	4-of-14	5-of-12
Fourth-Down Conversions.....	2-of-4	0-of-1
Red-Zone Scores-Chances.....	1-2	3-5
Sacks By (No.-Yds.).....	0-0	3-26
Field Goals.....	2-3	2-3
Points Off Turnovers.....	3	14

INDIVIDUAL STATISTICS

RUSHING: MAR — R. Ali 12-52; A. Roberts 2-11; E. Payne 2-11; J. Harrison 1-8; C. Fancher 7-8; C. Pennington 2-(-9).
 CCU — E. Vasko 5-37; J. Guest 3-36; R. White 11-33; J. Brown 3-26; C. Beasley 5-11; M. Balthazar 7-10; J. Simpkins 2-7; Team 4-(-15).
PASSING: MAR — C. Fancher 11-22-2, 125, 0; C. Pennington 12-23-2, 77, 0.
 CCU — J. Guest 14-20-1, 289, 3; E. Vasko 0-1-0, 0, 0; K. Duplessis 1-1-0, (-7), 0.
RECEIVING: MAR — D. Harris 5-61; C. Coombs 4-52; D. Simmons 2-19; T. Keaton 3-18; A. Roberts 1-17; C. Conley 3-12; B. Robinson 2-10; M. Pierce 1-9; R. Ali 2-4.
 CCU — J. Brown 5-117, 2; S. Pinckney 2-48; J. Tucker 2-44; K. Karr 2-40; D. Coleman 1-27, 1; C. Beasley 1-7; D. Fountain 1-6; E. Vasko 1-(-7).
INTERCEPTIONS: MAR — A. McGhee 1-0. CCU — D. Pinckney 1-12; K. Lusk 1-9; C. Eubanks 1-4; T. Brown 1-0.
FUMBLE RECOVERIES: MAR — L. Watson 1. CCU — M. Mason 1.
FORCED FUMBLES: MAR — None. CCU — M. Mason 1.
TACKLES-FOR-LOSS: MAR — E. Alston 1.0-7; C. Thomas Jr. 1.0-1; T. Leggs 0.5-1; K. Brown 0.5-1
 CCU — M. Mason 2.0-18; W. Gedeon 1.0-7; T. Fletcher 1.0-4; C. Anokwuru 0.5-2; S. Bruce 0.5-0.
SACKS: MAR — None. CCU — M. Mason 1.5-17; W. Gedeon 1.0-7; C. Anokwuru 0.5-2.