

# BRING THE REIGN

**Week Five**

**Old Dominion Monarchs (3-1, 0-1 CAA) vs. Massachusetts Minutemen (2-1)**

**Saturday, October 1, 2011**

**Foreman Field at S.B. Ballard Stadium • Norfolk, Va.  
7:00 p.m. - Kick**

## Old Dominion Schedule/Results:

Sat. Sept. 3	Campbell.....	W, 41-14
Sat. Sept. 10	at Georgia State.....	W, 40-17
Sat. Sept. 17	Hampton.....	W, 45-42
Sat. Sept. 24	at #7/6 Delaware *.....	L, 17-27
Sat. Oct. 1	<b>#20 Massachusetts * #7:00 p.m.</b>	
Sat. Oct. 8	at Rhode Island *.....	1:00 p.m.
Sat. Oct. 15	<b>Towson * ^ .....3:30 p.m.</b>	
Sat. Oct. 22	at Villanova *.....	3:30 p.m.
Sat. Oct. 29	<b>James Madison * ..... Noon</b>	
Sat. Nov. 5	<b>Richmond *.....2:00 p.m.</b>	
Sat. Nov. 12	at William & Mary *.....	Noon

All home games in **bold** and played at Foreman Field at S.B. Ballard Stadium. All times eastern and are subject to change.

# - Family Weekend ^ - Homecoming

## FOLLOW THE MONARCHS

### TELEVISION

Network: .....Cox11, Cox NOVA, Cox Roanoke  
Play-by-Play: .....John Castleberry  
Color: ..... William Fuller

### RADIO

Network: ..... ESPN Radio 94.1 FM  
Play-By-Play: ..... Ted Alexander  
Color Analyst: ..... Andy Mashaw  
Sideline: ..... Demetrious Means  
(Pre-game show begins 1 hour prior to kick)

### INTERNET

Video: ..... www.ODUSports.Com  
.....(via Monarch Media Subscription)  
Livestats: ..... www.ODUSports.Com

### SOCIAL MEDIA

Facebook: ..... Facebook.com/ODUSports  
Twitter ..... @ODUFootball, @ODUSports



### ...ANOTHER FIRST:

After 16 home games, Foreman Field at S.B. Ballard Stadium will be the host to a Colonial Athletic Association Football contest when the Monarchs meet the Minutemen Saturday. Saturday's game is a sell out making all 17 home games in ODU history sell-outs.

### JERRY RICE AWARD WATCH LIST:

Redshirt freshman Eriq Lewis is among 15 freshmen comprising the first Watch List for the inaugural Jerry Rice Award. The Rice Award, presented by The Sports Network and sponsored by Fathead.com, will honor the outstanding freshman in the Football Championship Subdivision. The legendary Rice, who played in the FCS (then Division I-AA) at Mississippi Valley State, will present the award at the national awards banquet on Jan. 6 in Frisco, Texas. The new award allows Rice to join three other football legends whose names adorn the top individual awards in the FCS: the Walter Payton (FCS outstanding player) - of which quarterback Thomas DeMarco is a watch list honoree, Eddie Robinson (FCS coach of the year) awards, and the Buck Buchanan Award (FCS outstanding defensive player).

### WIN STREAK SNAPPED:

With the 27-17 loss to Delaware last weekend, Old Dominion saw it's FCS leading eight-game win streak come to an end. The Monarchs had not lost a game prior to the Blue Hen loss since a 50-37 setback to Cal Poly on October 9, 2010. ODU does have another win streak going though. The Monarchs have won five straight games at home dating back to the loss to the nationally ranked Mustangs.

### BLOCK THAT KICK:

Special teams now has 16 blocks to its credit in the last three seasons, including four already in the 2010 season, which according to an unofficial poll of FCS schools are the second most blocks by a school this season.

### 2011 FCS LEADERS (total blocked kicks)

North Dakota.....	5 (3 FGs, 2 PATs)
Old Dominion.....	4 (1 FG, 3 Punts)
Appalachian State.....	3 (1 PAT, 2 Punts)
Coastal Carolina.....	3 (1 FG, 2 punts)
Drake.....	3 (1 FG, 1 PAT, 1 Punt)
Murray State, Portland State, Sacarment State.....	3 (1 FG, 2 Punts)
Citadel, Villanova.....	3 (3 Punts)
Youngstown State.....	3 (2 PATs, 1 Punt)

In their last outing, the Monarchs blocked a 48-yard Delaware field goal attempt, recording a block for its third consecutive contest.

In week three's game with Hampton true freshman James Fairecloth blocked a Pirate punt resulting in Larry Pinkard returning the ball five-yards for a touchdown to open up the fourth quarter in the 45-42 victory. It was the third time in the two-game series with the Pirates that ODU has blocked a punt attempted by Hampton.

In week two's 40-17 win at Georgia State, Alex Arain blocked his second career punt that was picked up by Blair Roberts and returned for a touchdown. Additionally, Paul Morant blocked a punt in the victory.

# Old Dominion Football Media Schedule

## Monday, September 26th

Practice: None

### CAA Teleconference:

10:00 a.m. - CAA Football Update	11:00 a.m. - Jimmye Laycock, William and Mary
10:10 a.m. - Jack Cosgrove, Maine	11:10 a.m. - Rob Ambrose, Towson
10:20 a.m. - Sean McDonnell, New Hampshire	11:20 a.m. - Mickey Matthews, James Madison
10:30 a.m. - Kevin Morris, Massachusetts	11:30 a.m. - Wayne Lineburg, Richmond
10:40 a.m. - Joe Trainer, Rhode Island	11:40 a.m. - K.C. Keeler, Delaware
10:50 a.m. - Andy Talley, Villanova	<b>11:50 a.m. - Bobby Wilder, Old Dominion</b>



Audio files from each of the weekly teleconferences will be archived on The CAA Football Pressbox website via CAAFootball.com each Monday after 1 p.m. A free LIVE audio stream of each weekly teleconference will be available on CAAFootball.com beginning shortly before 10 a.m., and lasting the duration of the call. Any media members or fans tweeting comments made on the live teleconference are encouraged to use the CAA Football teleconference hashtag: #CAAFBtc.

### ODU Weekly Press Conference:

Monarch coach Bobby Wilder will meet the media from noon to 1 p.m. in the Powhatan Sports Complex's Football Team Room, located in the football office on the second floor. News conference will be available at ODUSports.com later in the afternoon.

### Breakfast With Bobby:

Va. Pilot beat reporter Rich Radford's video interview with ODU head coach Bobby Wilder can be watched at Pilonline.com, ODUBLitz.com, and HamptonRoadsTV.com.



### Tony Mercurio Show:

Head coach Bobby Wilder will be on the Tony Mercurio Show live at 3:05 pm. on ESPN Radio 94.1 FM. Fans can ask coach questions by calling the studio line at 757-687-9494.

## Tuesday, September 27th

**Coach/Student-Athlete Interviews:** 2 - 2:30 p.m. at Powhatan Sports Complex. All interviews must be arranged through ODU Sports Information. To ensure availability, please allow 24-hour notice prior to your need for a player or coach interview.

**Practice:** 4 - 6 p.m. at Powhatan Sports Complex. Please contact the Sports Information Office if you are attending practice.



## Wednesday, September 28th

**Coach/Student-Athlete Interviews:** 2 - 2:30 p.m. at Powhatan Sports Complex. All interviews must be arranged through ODU Sports Information. To ensure availability, please allow 24-hour notice prior to your need for a player or coach interview.

**Practice:** 4 - 6 p.m. at Powhatan Sports Complex. Please contact the Sports Information Office if you are attending practice.

## Thursday, September 29th

**Coach/Student-Athlete Interviews:** 2 - 2:30 p.m. at Powhatan Sports Complex. All interviews must be arranged through ODU Sports Information. To ensure availability, please allow 24-hour notice prior to your need for a player or coach interview.

**Practice:** 4 - 6 p.m. at Powhatan Sports Complex. Please contact the Sports Information Office if you are attending practice.

### Coors Light Bobby Wilder Coach's Show

The show will air live at the Buffalo Wild Wings located at 1308 Greenbrier Parkway in the Greenbrier section of Chesapeake, It can be heard live on ESPN Radio 94.1 FM and will be audio streamed over the internet on Monarch Media on ODUSports.com. Fans will have a chance to ask questions, interact with show host and "Voice of the Monarchs" Ted Alexander and head coach Bobby Wilder, and win prizes including Buffalo Wild Wings gift certificates, tickets to upcoming ODU football games, and more. Can't make it to the show...call in to ask Coach Wilder your question at 757-687-9494.



## Friday, September 30th

**Coach/Student-Athlete Interviews:** 2 - 2:30 p.m. at Powhatan Sports Complex. All interviews must be arranged through ODU Sports Information. To ensure availability, please allow 24-hour notice prior to your need for a player or coach interview.

**Practice:** 4 - 5:30 p.m. at Foreman Field. Please contact the Sports Information Office if you are attending practice.

### ODU Football Show:

The ODU Football Show of the season featuring head coach Bobby Wilder and host Bruce Rader will air this Friday recapping the final non-conference win over Hampton and looking ahead to the first CAA contest at Delaware. The ODU Football Show will be broadcast every Friday night at 10:45 pm on FOX43 and archived on WAVY.com.



## Old Dominion Quick Facts

## "The Quick Hits"

### GENERAL INFORMATION

Name of School: ..... Old Dominion University  
 City, Zip: ..... Norfolk, VA 23529  
 Nickname: ..... Monarchs  
 Founded: ..... 1930 (as the Norfolk Division of  
 ..... the College of William & Mary)  
 Enrollment: ..... 24,000  
 School Colors: ..... Slate Blue (PMS 540), Silver (PMS 877),  
 ..... & Light Blue (PMS 283)  
 Stadium Name: ..... Foreman Field at S.B. Ballard Stadium  
 Capacity: ..... 19,818  
 Surface: ..... AstroTurf GameDay Grass 3D  
 Affiliation: ..... NCAA Division I Championship Subdivision (FCS)  
 Conference: ..... Colonial Athletic Association (CAA)  
 Office Phone: ..... (757) 683-3369  
 Athletic Dept. Phone: ..... (757) 683-3375  
 Athletic Ticket Office: ..... (757) 683-4444  
 Press Box Phone: ..... (757) 683-3842

### FOOTBALL STAFF

Head Coach: ..... Bobby Wilder (Maine '87)  
 Record at ODU: ..... 20-6 (2 seasons)  
 Overall Record: ..... 20-6 (2 seasons)  
 CAA Record: ..... 0-1 (1 season)

#### ASSISTANT COACHES:

Defensive Backs: ..... Marc Bacote (James Madison '08)  
 Defensive Line: ..... Dealton Cotton (East Carolina '95)  
 Offensive Line: ..... Bill Dee (Mansfield '75)  
 Asst. Def. Coord./Secondary: ..... Jarod Dodson (South Dakota '99)  
 Rovers: ..... Corey Hetherman (Fitchburg State '06)  
 Pass Game Coord./Wide Receivers/Tight Ends: .....  
 ..... Keita Malloy (Delaware '95)  
 Defensive Coordinator/Linebackers: ..... Andy Rondeau (Syracuse '91)  
 Offensive Coordinator/Offensive Line: ..... Brian Scott (Maine '00)  
 Quarterbacks: ..... Ron Whitcomb (Maine '06)  
 Running Backs/Special Teams: ..... Michael Zyskowski (Maine '06)

Administrative Assistant: ..... Kyle Noro  
 Equipment Manager: ..... Tommy Rapier  
 Assistant Equipment Manager: ..... Daniel Cornier  
 Video Coordinator: ..... Dory Kong

### TEAM INFORMATION

2010 Record: ..... 8-3  
 2010 Conference Record: ..... N/A  
 2010 Home Record: ..... 4-3  
 2010 Away Record: ..... 4-0

All-Time Record: ..... 20-6  
 All-Time Conference Record: ..... 0-1  
 All-Time Home Record: ..... 12-4  
 All-Time Away Record: ..... 8-2

Basic Offense: ..... Spread  
 Basic Defense: ..... 4-3

### ATHLETIC COMMUNICATIONS

Assistant Athletic Director - Communications: ..... Carol Hudson  
 Associate Communications Director (FB Contact): Kimberly Zivkovich  
 Sports Information Main Phone: ..... (757) 683-3372  
 Zivkovich Direct Line: ..... (757) 683-5520  
 Zivkovich Cell Phone: ..... (757) 617-7757  
 Zivkovich Email: ..... kzivkovi@odu.edu  
 Assistant Communications Director: ..... Dustin Semonavick  
 Assistant Communications Director: ..... Eric Bohannon  
 SID Address: ..... Jim Jarrett Athletic Admin. Bldg.  
 ..... Norfolk, VA 23529  
 ODU Website: ..... www.odusports.com  
 Facebook: ..... Group - Old Dominion University Athletics  
 Twitter: ..... @ODUFootball, @ODUSports  
 Video: ..... www.ODUSports.com/AllAccess

- Old Dominion enters Saturday's game looking to return to the win column following a 27-17 setback at #7/6 Delaware in the Monarchs' first ever CAA contest. The loss snapped an eight game wining-streak that was the longest active FCS win streak in the country. The Monarchs' last loss prior to the one with the Blue Hens came with a 50-37 setback to #14/16 Cal Poly back on Oct. 9, 2010.

- Old Dominion restarted its football program in 2009 after a 69-year absence and in its three years has compiled an 20-6 overall mark as the best start-up in FCS history.

- Old Dominion went 9-2 in its inaugural season, 8-3 in 2010, and currently stands at 3-1 this season with victories over Campbell, Georgia State, and Hampton.

- After playing two years as an independent in the FCS, the Monarchs join the CAA, considered by many to be the best FCS conference in the nation, playing its very first conference contest Saturday at Delaware. Six of the CAA's 11 programs were ranked in the national preseason polls and five are ranked this week - Delaware, New Hampshire, James Madison, Richmond, and Towson with Old Dominion, Maine, and Villanova receiving votes.

- With week four's loss to Delaware, the Monarchs dropped to 3-1 on the season, 0-1 in the CAA, 1-1 on the road this season, and 8-2 all-time on the road.

- Foreman Field at S.B. Ballard Stadium continues to be the place to be in Hampton Roads on Saturdays. The Monarchs' 16 home games, all have been sellouts. While the last two season's have averaged 19,782, additional seating has brought Foreman Field's capacity to 19,818. ODU is currently seventh in average attendance through week four.

- As a team through week four, the Monarchs are ranked in the Top 20 nationally in Rushing Defense (88.00), 14th in Scoring Offense (35.75), 14th in Sacks (3.00), and 17th in Net Punting (38.08).

- Individually in the national stats this season Jonathan Plisco ranks third in punting (47.09), running back Colby Goodwyn ranks 14th among all-purpose runners (166.00) and 18th in rushing (103.67), and kicker Jarod Brown is 13th in field goals (1.50).

# Old Dominion vs. UMass Series Information



**VS.**



**TEAM:**

35.8	<u>Scoring</u>	25.7
25.0	<u>Scoring Defense</u>	29.3
192.0	<u>Rushing</u>	166.3
88.0	<u>Rushing Defense</u>	108.0
4.5	<u>Avg./Rush</u>	4.2
11	<u>Rush TDs</u>	5
88-139-4	<u>Comp. - Att. - Int.</u>	54-93-4
217.5	<u>Passing</u>	196.0
237.8	<u>Passing Defense</u>	240.3
4	<u>Pass TDs</u>	3
409.5	<u>Total Offense</u>	362.3
325.8	<u>Total Defense</u>	348.3
1638-309	<u>Tot. Off/Plays</u>	1087-211
18.1	<u>Kickoff Return Avg.</u>	29.7
4-59	<u>Interceptions</u>	2-80
28:37	<u>Time of Possession</u>	31:09
21-65 (32%)	<u>3rd-Down Conv.</u>	16-45 (36%)
5-11 (45%)	<u>4th-Down Conv.</u>	1-1 (100%)
12-71	<u>Sacks By-Yards</u>	4-34
6-6 (100%)	<u>Field Goals - Att.</u>	2-5 (60%)
17-18 (94%)	<u>PATs - Attempts</u>	8-9 (89%)

### INDIVIDUAL

Thomas DeMarco - 203.8	<u>Passing Yards</u>	Kellen Pagel - 186.0
Thomas DeMarco - 4	<u>Passing TDs</u>	Kellen Pagel - 3
Colby Goodwyn - 103.7	<u>Rushing Yards</u>	Hernandez - 132.7
Thomas DeMarco - 5	<u>Rushing TDs</u>	Jonathan Hernandez - 3
Reid Evans - 19	<u>Receptions</u>	Julian Talley - 13
Antonio Vaughan - 45.5	<u>Receiving Yards</u>	Julian Talley - 50.7
Antonio Vaughan - 2	<u>Receiving TDs</u>	Julian Talley - 2
Craig Wilkins - 41	<u>Tackles</u>	Perry McIntyre - 26
Ronnie Cameron/Chad King - 2.5	<u>Sacks</u>	Four with (.0)
Ronnie Cameron - 6.0	<u>Tackles For Loss</u>	Four with (2.0)
Four with (1)	<u>Interceptions</u>	Four with (1)
Reid Evans - 5.6	<u>Punt Return Avg.</u>	Julian Talley - 4.5
Aaron Evans - 23.3	<u>Kick Return Avg.</u>	Jesse Julmiste - 33.2

### All-Time Vs. UMass:

Date: \_\_\_\_\_ Score: \_\_\_\_\_ Attend: \_\_\_\_\_ Site: \_\_\_\_\_  
First Meeting: \_\_\_\_\_

### MINUTEMEN MOVING UP:

The UMass football program will be playing its final season as a member of the FCS as the Minutemen have begun the two-year transition period to FBS status. In 2012, UMass will become a football-only member of the Mid-American Conference (MAC) playing a complete FBS schedule. UMass will become eligible for the MAC Championship and will be Bowl-Eligible in 2013. UMass will not be eligible for the CAA Championship or the FCS NCAA Play-offs in 2011. Players, however, will be eligible for postseason awards.

### WHO HAS BEEN HONORED:

The Minutemen, currently ranked 20th in both the Sports Network and Coaches Poll, were voted fifth in the CAA Preseason Poll earning one first place vote. Linebacker Tyler Holmes is the CAA Preseason Defensive Player of the Year and is also a candidate for the Buck Buchanan Award as the top defensive player in FCS. He was the 2010 CAA Co-Defensive Player of the Year and an All-American honoree. Wide receiver Julian Talley was a CAA Preseason First Team honoree and is currently leading UMass with 13 receptions, two touchdowns, and 50.7 yards per game.

### LAST TIME OUT FOR THE MINUTEMEN:

After taking a 17-point lead to start the game, Boston College handed the No. 17 UMass football team its first loss of the season, 45-17, last Saturday. Jesse Julmiste set a new UMass record with 252 kick-off return yards, while Jonathan Hernandez rushed for 80 yards and a touchdown. In addition to his 80 yards rushing, Hernandez also had five catches for 38 yards. Pagel finished the game with 195 yards throwing on 18-of-37 attempts with two interceptions. For his efforts, Julmiste was named the CFP National Kick Returner of the Week. He also ranks fourth nationally in kick returns.

**PLAYING THE RANKED TEAMS:**

UMass will be the fourth ranked team the Monarchs will be facing in its history. Old Dominion has faced #12/13 William & Mary (L, 17-21) on September 18th, 2010, #14/16 Cal Poly (L, 37-50) on October 9th, 2010 and #7/6 Delaware (L, 17-27) on September 24, 2011.

Also testing the Monarchs in their first season of competition in the CAA will be #9/8 James Madison, #10 Richmond, #11/10 William & Mary, and #23 Towson.

Against the Tribe, Old Dominion fell 21-17 after William & Mary 14-7 halftime deficit thanks to a four-yard touchdown pass to former tight end Gareth Hisson from then-senior Mike Callahan. ODU had taken an early 7-0 lead after former Monarch Michael Williams returned an interception for 17-yards setting up the Monarchs at the Tribe's 4, followed by a 33-yard pass to Marquel Thomas bringing ODU into the red zone. Four plays later tight end Kai Blanco put the Monarchs into an early lead over its first ranked opponent. The Tribe had a chance to cut into the lead early, but a pair of field goals went errant - one wide right and another hitting the upright. William & Mary did tie the score in the middle of the second quarter, with Jonathan Grimes capping off a six play, 84 yard drive with a 30-yard touchdown run. The Monarchs quickly responded as Colby Goodwyn ripped off a career long 41 yard touchdown run to put ODU back on top and go into halftime up 14-7. It took just one offensive play in the third quarter to tie the game, as former Tribe receiver Chase Hill caught a pass down the right sideline and broke two tackles to go in for the score to put William & Mary up 14-14. Jarod Brown had given ODU a 17-14 lead with a 20-yard field goal early in the fourth quarter before William & Mary's final drive thwarted the upset.

Against Cal Poly, in one of the highest scoring games for ODU, quarterback Thomas DeMarco threw for 327 yards and four touchdowns for Old Dominion, but Cal Poly went on to defeat Old Dominion 50-37. After falling behind 7-0 in the first quarter, the Mustangs scored 20 straight points to go in front. With Cal Poly ahead 27-14, DeMarco and Reid Evans hooked up on a 10-yard touchdown pass to pull the Monarchs to within seven, 27-20, after a missed extra point at the half, but the Mustangs would go on to add another two touchdown runs in the fourth quarter to extend Cal Poly's lead to 44-30.

**HOME/AWAY:**

Old Dominion is currently 12-4 all-time and 2-0 this season at Foreman Field at S.B. Ballard Stadium. The Monarchs have won five straight at home with their last loss occurring on Oct. 9th in a 50-37 setback to Cal Poly. In their last road outing, a 27-17 setback at #6/7 Delaware, ODU fell to 8-2 all-time on the road, having won seven straight away from the friendly confines of Foreman Field at S.B. Ballard Stadium. Prior to the Blue Hen loss, the Monarchs last loss on the road was a 34-29 setback at Fordham on Oct. 3, 2009.

**GETTING INTO THE HEN HOUSE:**

Entering week four, the Delaware Blue Hens had outscored its opponents at home 35-0 in the first quarter, However, Delaware saw the Monarchs jump out to a 7-0 lead as Chris Lovitt returned a fumble made by the Blue Hen's punt team 18 -yards for a touchdown with 6:39 remaining in the first quarter.

**STOPPING THE RUN:**

Old Dominion allowed Delaware to post just 80 yards rushing. Entering the game the Blue Hens were averaging 210.3 yards per game and 4.8 yards per carry and were held to just 2.1 yards per rush against the Monarchs.

**FUMBLE TO POINTS:**

Chris Lovitt's fumble recovery was his first and only the Monarchs' second fumble recovery that has led to a touchdown. Marquis Johnson had a fumble recovery that led to a score in ODU's loss at Fordham in 2009 recovering the ball in the end zone following a punt by the Rams.

**UPDATING THE NUMBERS - POST DELAWARE:**

Redshirt freshman wide receiver Antonio Vaughan posted his second touchdown of the year in the loss to the nationally-ranked Blue Hens. Also Jarod Brown improved to 6-of-6 on field goals this season and is now 18-for-22 in his two-year career. He has now connected on his last seven field goals.

**TWO-MINUTE DRILL:**

Head coach Bobby Wilder has compared ODU's scoring drives to "two-minute drills" since that's usually how fast the Monarchs score once they have the ball. Old Dominion averaged roughly 2:25 to score against Hampton last weekend. Against Georgia State in week two, the Monarchs' scoring drives roughly lasted 2:46. Against Campbell in week one, the average Monarch scoring drive was 1:50.

**RAIN, RAIN GO AWAY:**

It was only the third game in their 26-game history the Football Monarchs have encountered inclement weather in its 45-42 win over Hampton. In 2009 ODU defeated Campbell, 28-17, on an overcast and drizzling October 17, 2009 afternoon at Foreman Field while a comeback against Fordham fell short, 34-29, at a soggy Jack Coffey Field on Oct 3, 2009.

**FUMBLE, FUMBLIA, FUMBLEROOKSI:**

Old Dominion had four forced fumbles and a pair of fumble recoveries in week three's win over Hampton. The four forced fumbles, which included a pair by senior defensive end Edmon McClam, were the most by the Monarchs in their three-year history.

**ANOTHER IT'S A MOST MOMENT:**

Redshirt junior linebacker and co-captain Craig Wilkins led the ODU defense with 17 tackles against Hampton in week three replacing his previous high of 11 stops in last year's game with nationally-ranked Cal Poly. Its also a new record for stops by a Monarch defender in a game, replacing the previous of 14 by Ronnie Cameron in last year's season finale at N.C. Central. Only seven other defenders in the FCS have made more stops than Wilkins in a single game this season.

**FLYING THROUGH THE UPRIGHTS:**

Jarod Brown had a 51-yard field goal in the opening ODU drive at Georgia State in week two as well as a 45-yarder. His 51-yard field goal capping off the Monarchs' ODU opening drive was the longest in school history. He surpasses his previous high of 48 at N.C. Central in last year's season finale.

**OPENING WITH A BANG:**

And no, we're not talking about the howitzer you hear being shot off before the Monarchs run onto Foreman Field. Old Dominion scored on its opening drive in six of its 11 games last season and 14 times in the 26 game history of the program. Jarod Brown drilled a school record 51-yard field goal to open up scoring in week two's 40-17 win at Georgia State.

**GREAT FOR GOODWYN:**

Sophomore Colby Goodwyn picked up CAA Football Offensive Player of the Week honors and was named the College Football Performance Award National Running Back of the Week after leading Old Dominion to a 40-17 win at Georgia State during week two. The sophomore carried the ball 26 times for 184 yards and a touchdown, marking the second-highest rushing total in ODU's short program history. The yardage mark is also the highest CAA Football total since Delaware's Andrew Pierce rattled off 200 yards against Duquesne on Sept. 18 last season. Goodwyn, who also hauled in one catch for five yards, logged three rushes of 20-or-more yards in the win including a 53-yarder in the fourth quarter.

**I-N-T:**

The Monarchs had three interceptions in its win over Georgia State in week two - Devon Simmons, Eriq Lewis, and Carvin Powell. The three int's were second most in school history. The school record is four against Presbyterian on Oct. 10, 2009.

**COMING BACK AT YOU:**

Devon Simmons captured a 32-yard interception return in the second quarter in week two's contest at Georgia State. It was Simmons' fifth interception, having had four in the inaugural season in 2009. It ties for the fourth longest interception return. Simmons's longest was a 37-yard interception return against this week's opponent, Hampton, last season.

**ANOTHER ODU FIRST - CAA WEEKLY AWARDS:**

Redshirt freshman wide receiver Antonio Vaughan was rewarded for his impressive Monarch debut against Campbell last Saturday by being named CAA Football's Rookie of the Week, ODU's first CAA weekly award in the program's history. Vaughan finished his Monarch debut, a 41-14 win for Old Dominion over Campbell in the season-opener, with 191 all-purpose yards and two touchdowns. He hauled in six catches for 97 yards, including a 34-yard second-quarter touchdown pass from Thomas DeMarco. Vaughan later showed his ground skills by scampering 30 yards to paydirt in the third quarter, boosting the ODU lead to 38-7. The CAA Football Rookie of the Week was also effective in the Monarchs' return game posting a 16-yard punt return and two kickoff returns for 48 yards.

**IT'S OKAY, YOU CAN SCORE FIRST:**

The Hampton Pirates struck first in the Monarchs' last home game, the seventh time overall and second time this season the opponents have scored first in the Monarchs' 26-game history. However all seven times ended in victory for the Monarchs including this year's season opener with Campbell, 2010 games with Monmouth, Georgia State, and VMI, as well as 2009 contests with Jacksonville and Presbyterian.

**IMPRESSIVE DEBUT:**

Wide receiver Antonio Vaughan finished his Monarch debut with 191 all-purpose yards (30 rush, 97 rec., 48 kick return, 16 punt return), the third highest total in the Monarchs' young history. Only Thomas DeMarco (224 yds. vs. N.C. Central - 2009) and Colby Goodwyn (356 yds. vs. Cal Poly - 2010) have had more. Vaughan gave ODU the 28-7 edge with 4:36 remaining in the second quarter, with his first career touchdown. He had his second touchdown on the play following a fumble forced by Keenan Terry and recovery by John Darr in the third quarter.

**FIRST SCORING OF THE YEAR:**

Kai Blanco scored the first ODU touchdown of the 2011 season. It was his third touchdown of his career. He also had scores against William & Mary and VMI last season. Other first touchdowns of the season came by Marquel Thomas in 2009 and Prentice Gill in 2010 versus Jacksonville.

**WELCOME NEWBIES**

While the coaching staff has been excited about a veteran team taking the field for the 2011 inaugural CAA season, you can't forget about the newcomers who are making an impact already after week one. 19 Monarchs took their first snaps in the 41-14 win over Campbell in week one and among them were a trio of starters in redshirt freshmen wide receiver Antonio Vaughan, running back Angus Harper and safety Eriq Lewis. Vaughan received CAA Rookie of the Week honors after collecting 191 all-purpose yards and two touchdowns and making six catches for 97 yards and two touchdowns. Harper ran the ball 10 times for 28 yards and a touchdown. Lewis made four tackles and had a pass break-up. Also getting into the mix were true freshman Josh Mann, a local product from nearby Virginia Beach and Ocean Lakes High School, who played at right guard and Lorenzo Smith, who lead the rushing corps with 14 carries for 65 yards. Smith had only been a member of the running back crew for the last two weeks of preseason after moving from cornerback during preseason camp due to the injury to Mario Crawford. Through week four, 21 true or redshirt freshmen have taken snaps for the Monarchs.

**MORE PEOPLE WATCH THE MONARCHS WIN:**

A new attendance mark was set in the Monarchs' home opener against Campbell in week one thanks to new seats in the loge level of the Ainslie Game Day Building. 19,818 people were in attendance to witness the Monarchs' 41-14 victory over the Camels.

**SOLD OUT:**

The Old Dominion University football program begins its third season of competition and its first as an official member of the Colonial Athletic Association this fall, and for the third consecutive year the Monarchs have sold through their season ticket allocations at Foreman Field at S.B. Ballard Stadium.

Since starting football in 2009, Old Dominion University has sold out of all available season tickets, setting national attendance records for start-up Football Championship Subdivision programs. The Monarchs ranked fourth in both accumulated and average attendance in 2010 and a total of 296,766 fans have entered through the turnstiles in the 23-games played at Foreman Field the last three seasons.

ODU fans purchased more than 14,000 season tickets for the 2011 season, with 400 of those tickets sold to 140 members of the football waiting list. The waiting list, created in 2009, currently has 1,710 members who are the first group contacted when season tickets become available.

**WELCOME TO THE CAA:**

Entering its inaugural season in the CAA, the ODU Football Monarchs were picked 10th in the conference's Preseason Poll announced at CAA Football Media Day at M&T Bank Stadium in Baltimore, Md.

**2011 CAA FOOTBALL PREDICTED ORDER OF FINISH (first-place votes)**

1. William and Mary (12)
2. James Madison (4)
3. Delaware (2)
4. New Hampshire (2)
5. Massachusetts (1)
6. Richmond
7. Villanova
8. Rhode Island (1)
9. Maine
10. Old Dominion
11. Towson

**JOB WELL DONE:**

Old Dominion football Coach Bobby Wilder has announced four promotions on his coaching staff this preseason. Deaton Cotton has been elevated to Assistant Head Coach, Keita Malloy has added the title Pass Game Coordinator, Ron Whitcomb will serve as the Monarchs' Recruiting Coordinator, and Jarod Dodson will add Assistant Defensive Coordinator to his duties.

**PAYTON AWARD:**

Old Dominion quarterback Thomas DeMarco is among the 20-player Walter Payton Watch List for the Football Championship Subdivision's (FCS) top individual honor. The Payton Award will celebrate its 25th anniversary this season and be presented to the FCS' outstanding player at the national awards banquet Thursday night, Jan. 5 in Frisco, Texas.

The 2011 Watch List includes 11 quarterbacks. Joining DeMarco on the list are seniors DeAndre Presley of Appalachian State, Casey Theriault of Jackson State, Mike Brown of Liberty, B.J. Coleman of Chattanooga, Josh McGregor of Jacksonville, Bo Levi Mitchell of reigning FCS champion Eastern Washington and Tirrell Rennie of Northern Iowa, juniors Casey Brockman of Murray State, and Brad Sorensen of Southern Utah, and sophomore DeNarius McGhee of Montana State.

Also included on the list are senior running backs Jonathan Grimes of William & Mary, Mike Mayhew of North Carolina A&T and D.J. McNorton of North Dakota State, as well as junior Jamaine Cook of Youngstown State and sophomores Nate Eachus of Colgate and Andrew Pierce of Delaware along with junior fullback Eric Breitenstein from Wofford.

The Watch List also includes two wide receivers, Liberty senior Chris Summers and Eastern Washington junior Brandon Kaufman.

Entering the 2011 inaugural Colonial Athletic Association (CAA) season, the Monarch signal caller has already garnered some preseason attention. DeMarco is a Preseason Honorable Mention All-American by the Consensus Draft Services and was named to the College Football Performance Awards Quarterbacks Watch List in addition to be listed as one of the Top FCS Quarterbacks by The Sports Network.

A member of the Walter Payton Watch List for the second straight season, DeMarco averaged 250.5 yards passing per contest including passing for a career-high 407 yards at Monmouth. He also passed for over 300 yards against Jacksonville and #14/16 Cal-Poly and threw for a career-high four touchdowns in games at Campbell, at Monmouth, and vs. #14/16 Cal Poly. On the ground, the two-year starting Monarch QB ran for 423 yards and a team-leading eight touchdowns as the Monarchs' second leading rusher. He averaged 38.5 yards rushing per game, running for a pair of touchdowns at Hampton and versus Savannah State.

**GOOD WORK RONNIE CAMERON:**

Old Dominion defensive tackle Ronnie Cameron was among the record 132 nominees announced for the 2011 Allstate AFCA Good Works Team®. The award recognizes the selfless contributions to volunteerism and community service made by college football student-athletes across the nation.

This year marks the program's 20th year honoring college football players at all levels of competition who stand out for their "good works" in the community. Since 1992, selection to the Allstate AFCA Good Works Team® has become the gold standard for off-the-field character and leadership for college football players. The honor is widely considered the sport's pre-eminent community service award.

Entering last season as a "Transfer to Watch" by the Sports Network after joining the ODU program from Hofstra, Cameron started all 11 games at tackle for the Monarchs and ended the year second on the ODU defense with 72 tackles (28 solo, 44 assisted). The Second Team All-State honoree was tied for eighth among FCS defenders in tackles for loss, averaging 1.73 TFL's a game and was second on the squad with 5.5 sacks. Cameron also led ODU with eight QB hurries, captured forced fumbles against VMI and N.C. Central and had a career-high 14 stops in the season finale at N.C. Central.

Away from the field, Cameron is active in the numerous Monarch Reachout programs including the annual National Marrow Donor Registry and the annual "Little Feet Meet" with ODU Special Olympics and has also participated in activities with the Make-A-Wish Foundation of Greater Virginia and the summer clinic with the Boys & Girls Club of Southeast Virginia. Cameron has also served as a volunteer at the United Methodist Church, homeless shelters and at the Westbury Recreation Center and volunteered at Leesville Middle School and Larchmont Recreation Center.

A Dean's List student, Cameron finished his undergraduate degree in three years and is currently working towards his MBA. In addition to being a captain of the ODU Football Monarchs, he is also a member of the ODU MBA Association and is a recipient of the Luke Hillier Endowment for academic and athletic success. Cameron also helped led, organize, and was a keynote speaker at the third annual Black Male Summit.

**FIRST MONARCH NFL SIGNEE:**

Former Old Dominion defensive end Deron Mayo signed a free agent contract with the National Football League's Denver Broncos becoming the first Monarch to do so.

Mayo's impact at Old Dominion was immediate from the time he set foot on campus. Choosing to play his final season of collegiate football at ODU after Hofstra University disbanded its program, Mayo was named a "Transfer to Watch" by the Sports Network and in a vote by his teammates, was named a Co-Captain, showing their respect for the defensive end with Mayo not even having played a game in the Monarch uniform.

In 2010, Mayo was third on the ODU defense making 70 tackles and made five or more stops in 10 of the Monarchs' 11 games. He led the Monarchs in sacks, was second on the team in tackles for loss, forced a team-leading three fumbles, recorded a team second-best seven QB hurries, and tied for third among teammates with three pass break-ups. As a member of the special teams unit, Mayo blocked two kicks, including a punt at Hampton resulting in a Monarch score.

Mayo was released by the Broncos on Aug. 29.

**TO THE MAX:**

When the Monarchs reported to preseason camp on Aug. 7th, the roster was at the NCAA maximum for the first time in the ODU program's history as 95 Football Monarchs reported.

**RISE AND SHINE:**

Here's a list to show how early the Monarchs have scored over the last two years.

Time Remaining	1st Quart.Opponent	Date
13:53	Savannah State	11/6/10
13:40	Cal Poly	10/9/10
13:24	Fordham	10/3/09
13:05	Monmouth	9/26/09
12:42	Chowan	9/5/09
12:15	Georgia State	9/10/11
12:19	Campbell	10/17/09
11:58	Virginia Union	9/12/09
11:20	VMI	11/21/09
11:12	Georgetown	10/31/09
10:59	N.C. Central	11/7/09
10:56	Gardner-Webb	10/2/10
10:51	Campbell	9/11/10
10:44	Savannah State	10/24/09
10:38	Hampton	10/30/10
9:57	Jacksonville	9/4/10
9:39	N.C. Central	11/20/10
8:25	Campbell	9/3/2011
8:16	VMI	11/13/10

**ADDING FOOTBALL:**

Old Dominion is just one of a handful of programs that have brought football to their campuses the last few years. Here are some recent start-up programs:

School:	FCS/FBS:	Conference:	Year Starting:
Georgia State	FCS	CAA	2010
Lamar	FCS	Southland	2010
South Alabama	FCS	Independent	2010
	FBS	Sun Belt	2014
UT-San Antonio	FCS	Independent	2011
	FBS	Sunbelt	2014
Charlotte	FCS	TBA	2013
Mercer	FCS	Pioneer	2013
Stetson	FCS	Pioneer	2013

**START-UP SUCCESS:**

Here is a look at schools that have started football programs over the last few years:

**YEAR ONE:**

School:	FCS/FBS:	Year Started:	First Season:
South Alabama	FCS	2010	10-0 *
Old Dominion	FCS	2009	9-2
Robert Morris	FCS	1994	7-1-1
Coastal Carolina	FCS	2003	6-5
Georgia State	FCS	2010	6-5
FIU	FBS	2002	5-6
South Florida	FBS	1997	5-6
Lamar	FCS	2010	5-6
Florida Atlantic	FBS	2001	4-6
Jacksonville	FCS	1998	4-5
Bryant	FCS	1999	3-6
Campbell	FCS	2008	1-10

(\* - Six game against non-Division I opponents)

**YEAR TWO:**

School:	FCS/FBS:	Year Started:	Second Season:
Coastal Carolina	FCS	2004	10-1
Old Dominion	FCS	2010	8-3
South Florida	FBS	1998	8-3
Robert Morris	FCS	1995	6-4
Bryant	FCS	2000	5-5

Campbell	FCS	2009	3-8
Jacksonville	FCS	1999	3-6
Florida Atlantic	FBS	2002	2-9
FIU	FBS	2003	2-10

**YEAR THREE:**

School:	FCS/FBS:	Year Started:	Third Season:
Coastal Carolina	FCS	2005	9-2
South Florida	FBS	1999	7-4
Robert Morris	FCS	1996	9-2
Bryant	FCS	2001	7-2
Campbell	FCS	2010	3-8
Jacksonville	FCS	2000	3-8
Florida Atlantic	FBS	2003	11-3
FIU	FBS	2004	3-7

**HISTORY IN THE MAKING:**

The Monarchs made history on September 5th when a three-year dream became a reality. On May 31, 2006, the ODU board of visitors voted to add football and 1,293 days later, the Monarchs kicked off their first season of Division I FCS play. ODU played an 11-game schedule, including seven home dates at the \$24.8 million renovated Foreman Field at S.B. Ballard Stadium. The schedule was a mix of both D-II and D-I FCS opponents to help the Monarchs transition into not only its first year of football, but also to get ready for entering the Colonial Athletic Association (CAA) in 2011, the toughest FCS conference in the nation.

**12th MONARCH MOMENTS:**

There may be 11 Monarchs on the field, but the 12th Monarch is in the stands. Thanks to all the noise of being "Loud and Proud" from the 12th Monarchs at Foreman Field at S.B. Ballard Stadium, the opposition was charged with 51 in 2010 and 41 in 2009.

**2009 12th Monarch Stats:**

Chowan: .....Seven Penalties  
 Virginia Union: .....Eight Penalties  
 Monmouth: ..... Three Penalties  
 Presbyterian: ..... Four Penalties  
 Campbell: ..... Eight Penalties  
 Georgetown: ..... Five Penalties  
 N.C. Central: ..... Six Penalties

**2010 12th Monarch Stats:**

Jacksonville: .....Seven Penalties  
 William & Mary: .....Eight Penalties  
 Gardner-Webb: .....Three Penalties  
 Cal.Poly.: .....Seven Penalties  
 Georgia State: .....Eight Penalties  
 Savannah State: .....Eight Penalties

**2011 12th Monarch Stats:**

Chowan: ..... Six Penalties  
 Hampton: .....Ten Penalties

**TV MOMENTS:**

Listed below is the Monarchs 2011 schedule, with game times and TV broadcast carriers.

Date:	Opponent:	Kick-Off:	Broadcast Carrier:
9/3	Campbell	6 p.m.	Monarch Media
9/10	at Ga. State	Noon	CSS, TCN, CSN-NE, CSN*
9/17	Hampton	6 p.m.	Monarch Media, Cox 11, CSN**
9/24	at Delaware	Noon	TCN, CSN-NE, Cox 11
10/1	UMass	7 p.m.	Cox 11, Cox NOVAA, Roanoke, TCNMA
10/8	at Rhode Island	Noon	radio only
10/15	Towson	3:30 p.m.	Monarch Media
10/24	at Villanova	3:30 p.m.	radio only
10/29	James Madison	Noon	CSN
11/5	Richmond	2 p.m.	Monarch Media
11/12	at William and Mary	Noon	Cox 11, Cox NOVA, Roanoke, CSN

\*CSN + seen locally on Cox 11 in Hampton Roads

\*\*tape delay to air on 9/17 at approximately 10 p.m., or following the Washington Nationals broadcast on Cox 11. Tape delay on CSN on 9/19 at 7 p.m.

TCN - The Comcast Network/ CSN-NE - Comcast Sports Network New England

Cox NOVA - Northern Virginia/TCNMA - The Comcast Network Mid Atlantic/CSN -

Comcast Sports Network



# The Polls

## The Sports Network Poll Top 25

1. Georgia Southern Eagles (124).....	3-0	3,931	1
2. Northern Iowa Panthers (17).....	2-1	3,715	2
3. Appalachian State Mountaineers (8).....	3-1	3,540	3
4. Montana State Bobcats (2).....	3-1	3,398	4
5. North Dakota State Bison (8).....	3-0	3,315	8
<b>6. Delaware Blue Hens (1).....</b>	<b>3-1</b>	<b>3,201</b>	<b>7</b>
7. New Hampshire Wildcats.....	2-1	2,915	11
8. Wofford Terriers.....	2-1	2,905	9
<b>9. James Madison Dukes.....</b>	<b>3-1</b>	<b>2,695</b>	<b>12</b>
<b>10. Richmond Spiders.....</b>	<b>3-1</b>	<b>2,344</b>	<b>5</b>
<b>11. William &amp; Mary Tribe.....</b>	<b>2-2</b>	<b>2,091</b>	<b>6</b>
12. Southern Illinois Salukis.....	2-1	2,069	14
13. Lehigh Mountain Hawks.....	3-1	1,949	15
14. Jacksonville State Gamecocks.....	3-1	1,795	16
15. Chattanooga Moocs.....	2-2	1,452	13
16. Sam Houston State Bearkats.....	3-0	1,449	20
17. Southern Utah Thunderbirds.....	3-1	1,436	23
18. McNeese State Cowboys.....	2-1	1,264	19
19. Montana Grizzlies.....	2-2	1,095	10
<b>20. Massachusetts Minutemen.....</b>	<b>2-1</b>	<b>911</b>	<b>17</b>
21. South Dakota Coyotes.....	2-2	736	18
22. South Carolina State Bulldogs.....	2-2	706	25
<b>23. Towson Tigers.....</b>	<b>3-0</b>	<b>520</b>	<b>NR</b>
24. Indiana State Sycamores.....	3-1	447	NR
25. Sacramento State Hornets.....	2-2	424	NR

Others Receiving Votes: Tennessee Tech 175, Alabama State 152, Maine 144, **Old Dominion 144**, Weber State 140, Stephen F. Austin 87, Holy Cross 87, Elon 83, Jackson State 68, Bethune-Cookman 66, Liberty 60, Yale 55, Eastern Washington 50, UT Martin 49, North Dakota 44, Murray State 37, Youngstown State 33, Central Arkansas 24, Portland State 23, Missouri State 21, Norfolk State 21, South Dakota State 17, Coastal Carolina 15, Cal Poly 11, Eastern Kentucky 11, Monmouth 10, **Hampton 8**, Texas State 7, Furman 7, UC Davis 6, Alabama A&M 5, San Diego 5, Stony Brook 5, Dayton 5, Harvard 4, South Alabama 3, Rhode Island 3, Northwestern State 3, Jacksonville 3, Tennessee State 2, Georgetown 1, Texas Southern 1, Northern Arizona 1, **Villanova 1**.

## FCS Coaches Poll Top 25

1. Georgia Southern (25).....	3-0	697	1
2. Northern Iowa (3).....	2-1	668	2
3. Appalachian State.....	3-1	630	3
4. Montana State.....	3-1	618	4
<b>5. Delaware.....</b>	<b>3-1</b>	<b>566</b>	<b>6</b>
T6. Wofford.....	2-1	535	8
T6. North Dakota State.....	3-0	535	12
<b>8. James Madison.....</b>	<b>3-1</b>	<b>508</b>	<b>10</b>
9. New Hampshire.....	2-1	483	11
<b>T10. William &amp; Mary.....</b>	<b>2-2</b>	<b>395</b>	<b>5</b>
<b>T10. Richmond.....</b>	<b>3-1</b>	<b>395</b>	<b>7</b>
12. Southern Illinois.....	2-1	394	13
13. Jacksonville State.....	3-1	330	15
14. Lehigh.....	2-1	295	16
15. McNeese State.....	2-1	259	18
16. Montana.....	2-2	256	9
17. Chattanooga.....	2-2	249	14
18. Sam Houston State.....	3-0	212	NR
19. Southern Utah.....	3-1	180	NR
<b>20. Massachusetts.....</b>	<b>2-1</b>	<b>139</b>	<b>19</b>
21. South Dakota.....	2-2	128	20
22. South Carolina State.....	2-2	125	25
23. Indiana State.....	3-1	109	NR
24. North Dakota.....	2-2	91	21
T25. Stephen F. Austin.....	1-3	47	17
T25. Sacramento State.....	2-2	47	NR

Others Receiving Votes: Coastal Carolina (27); Tennessee Tech (21); Weber State (20); Holy Cross (14); Jacksonville (14); Liberty (14); Youngstown State (12); Eastern Kentucky (11); Cal Poly (10); Duquesne (6); **Towson (6)**; UC Davis (6); Eastern Washington (5); Murray State (3); Dayton (2); Elon (2); Harvard (2); **Old Dominion (2)**; Central Arkansas (1); Jackson State (1); Florida A&M (1); Monmouth (1); Pennsylvania (1)

# Preseason Honors

### Walter Payton Watch List:

Thomas DeMarco, QB

### Lindy's Preseason All-FCS Team:

Jonathan Plisco, P, Second Team

### Phil Steele Preseason All-Americans:

Jonathan Plisco, P, Second Team

### Consensus Draft Services Preseason All-Americans:

Jonathan Plisco, P, Second Team  
Thomas DeMarco, QB, Honorable Mention  
Colby Goodwyn, KR, Honorable Mention

### College Sports Madness Preseason All-Americans:

Jonathan Plisco, P, Second Team  
Colby Goodwyn, KR, Third Team

### College Football Performance Awards Watch Lists:

Colby Goodwyn, KR  
Thomas DeMarco, QB  
Prentice Gill, WR  
Ronnie Cameron, DT  
Craig Wilkins, LB  
Jarod Brown, K  
Jonathan Plisco, P

### Phil Steele Preseason All-CAA:

Jonathan Plisco, P, First Team  
Thomas DeMarco, QB, First Team  
Ronnie Cameron, DL, First Team  
Colby Goodwyn, KR, Second Team  
Prentice Gill, WR, Second Team

### College Sports Madness Preseason All-CAA Team:

Jonathan Plisco, P, First Team  
Colby Goodwyn, KR, First Team  
Thomas DeMarco, QB, First Team

### Allstate AFCA Good Works Team® Nominee:

Ronnie Cameron

### Sports Network Top 10 Quarterbacks:

Thomas DeMarco

### Sports Network Special Teams To Watch:

Jonathan Plisco

## Old Dominion Depth Chart

### OFFENSE

<b>QB</b>	17	Thomas DeMarco	Sr-r.	5-11	200
	11	Nate Ong	Jr-r.	6-2	200
<b>RB</b>	32	Angus Harper	Fr-r.	6-0	210
	36	Colby Goodwyn	So.	5-10	200
<b>WR</b>	4	Reid Evans	Jr-r.	5-10	175
	9	Larry Pinkard	Fr-r.	6-0	180
<b>WR</b>	5	Antonio Vaughan	Fr-r.	5-8	170
	84	Dorian Jackson	Jr-r.	5-10	200
<b>WR</b>	1	Prentice Gill	Sr.	5-11	180
	81	Jakwail Bailey	Fr.	5-11	180
<b>TE</b>	83	Kai Blanco	Jr-r.	6-3	260
	88	Mitch Castleberry	Fr.	6-5	215
<b>LT</b>	76	Ryan Jensen	Sr-r.	6-5	300
	57	Robbie Duncan	Jr-r.	6-4	285
<b>LG</b>	77	David Born	So-r.	6-8	340
	65	Perry Owens	So-r.	6-3	275
<b>C</b>	58	Jeremy Hensley	Sr.	6-1	290
	60	Josh Mann	Fr.	6-4	300
<b>RG</b>	57	Robbie Duncan	Jr-r.	6-4	285
	60	Josh Mann	Fr.	6-4	300
<b>RT</b>	73	Jack Lowney	So-r.	6-4	285
	61	Wes Moulton	Fr-r.	6-3	270

### DEFENSE

<b>END</b>	97	Edmon McClam	Sr.	6-6	280
	48	Preston Smith	Fr-r.	6-2	250
<b>NG</b>	90	Chris Burnette	Jr-r.	6-4	280
	55	Eric Saylor	Jr-r.	6-2	285
<b>TACKLE</b>	96	Ronnie Cameron	Sr-r.	6-2	295
	54	Dominique Guinn-Bailey	Fr-r.	6-4	265
<b>STUD (DE)</b>	93	Chad King	Sr-r.	6-3	255
	98	Alex Johnson	So-r.	6-3	225
<b>ROVER (LB)</b>	12	Craig Wilkins	Jr-r.	6-2	225
	29	Patrick Young	So-r.	6-0	195
<b>MIKE (LB)</b>	34	J.J. Williams	Sr-r.	6-2	225
	51	Michael Colbert	Jr-r.	6-1	220
<b>BACKER (LB)</b>	6	Alex Arain	Jr-r.	6-4	220
	46	John Darr	So-r.	6-0	235
<b>CB</b>	28	Markell Wilkins	So-r.	5-9	165
	15	Aaron Evans	So.	5-9	185
<b>CB</b>	26	Eriq Lewis	Fr-r.	6-0	180
	42	Keenen Terry	So.	6-0	170
<b>SS</b>	10	Devon Simmons	Jr-r.	6-2	205
	20	Paul Morant	So.	6-0	195
<b>FS</b>	27	Carvin Powell	Jr.	6-1	205
	16	Fred Credle	Jr-r.	5-11	175

### Specialists

<b>PK</b>	39	Jarod Brown	So-r.	5-11	205
	67	Dustin Burdick	Fr.	5-9	175
<b>P</b>	31	Jonathan Plisco	Jr-r.	6-0	205
	67	Dustin Burdick	Fr.	5-9	175
<b>H</b>	17	Thomas DeMarco	Sr-r.	5-11	200
	11	Nate Ong	Jr-r.	6-2	200
<b>KR</b>	36	Colby Goodwyn	So.	5-10	200
	15	Aaron Evans	So.	5-9	185
<b>PR</b>	5	Antonio Vaughan	Fr-r.	5-8	170
	4	Reid Evans	Jr-r.	5-10	170
<b>LS</b>	50	Rick Lovato	Fr.	6-2	225
	63	Kevin Marley	Fr.	5-10	255

# 2011 Recaps - Campbell

## SEASON OPENING VICTORY: Football Monarchs Dominate Campbell, 41-14

**NORFOLK, Va.** -- Antonio Vaughan had 191 all-purpose yards and scored two touchdowns as Old Dominion dominated Campbell 41-14 Saturday night at S.B. Ballard Stadium.

Vaughan, in his Monarch debut, ran for 30 yards, picked up 97 yards receiving, and racked up 48 yards on kick returns. He caught a 43-yard pass from Thomas DeMarco on the first play of the game, and only improved from there as he scored on a 34-yard pass reception with four minutes remaining in the second quarter and later scoring on a 30-yard run to increase the Monarchs' lead to 38-7 with 10 minutes left in the third quarter.

Campbell scored first on a 15-yard pass from Braden Smith to Preston Dodson, capping an opening drive that saw the Camels cover nearly 60 yards. However, ODU came right back with a seven yard TD pass from DeMarco to Kai Blanco while defensively, ODU would only allow Campbell to gain three yards on their next drive and be pushed back for negative yardage on the following drive.

Angus Harper gave ODU its first lead with an 11-yard score while Demarco added a seven yard scamper before Vaughan's first score of the night.

Vaughan's first score of the night increased ODU's lead to 28-7 which it would take into halftime.

ODU came out of halftime and tacked onto the lead with a 32-yard field goal by Jarod Brown.

On the kickoff return following Brown's field goal, Keenen Terry forced the Camels' Brandon Chandler to fumble the ball with John Darr on the recovery setting up the Monarchs at the Campbell 30. On the next play DeMarco handed off the ball to Vaughan who tore 30-yards downfield for his second touchdown of the night.

Jordan Cramer caught a three-yard from Smith to get Campbell on the board in the second half, but it would be the only other time the Camels would score.

Brown added his second field goal of the night, with a 45-yarder to complete the scoring late in the third quarter.

DeMarco finished the night 29-of-38, for 310 yards with two touchdowns through the air, and one on the ground.

Lorenzo Smith led ODU with 14 carries for 65 yards on the ground while Harper had seven catches for 58 yards.

Ronnie Cameron led the defense with nine tackles and half a sack, with Devon Simmons making seven stops for the Monarch defense, and Chad King collecting six tackles, including 1.5 tackles for resulting in the Camels losing 11 yards.

Smith completed 20-of-40 passes for the Camels, for 172 yards and two scores.

## OLD DOMINION 41, CAMPBELL 14 Foreman Field at S.B. Ballard Stadium • Norfolk, Va. September 5, 2011 • Attendance. 19,818

### SCORE BY QUARTERS:

	1st	2nd	3rd	4th	Final
Campbell	7	0	7	0	14
Old Dominion	14	14	13	0	41

### SCORING SUMMARY:

Q	Time	Play	Score
1st	10:23	C Dodon, Preston 15 yd pass from SMITH, Braden (WILLETS, Adam kick)	7 - 0
		9 plays, 59 yards, TOP 4:37	
	08:25	O Kai Blanco 7 yd pass from Thomas DeMarco (Jarod Brown kick)	7 - 7
		6 plays, 62 yards, TOP 1:50	
	00:37	O Angus Harper 11 yd run (Jarod Brown kick)	7 - 14
		7 plays, 47 yards, TOP 2:54	
2nd	08:49	O Thomas DeMarco 7 yd run (Jarod Brown kick)	7 - 21
		1 play, 12 yards, TOP 0:05	
	04:36	O Antonio Vaughan 34 yd pass from Thomas DeMarco (Jarod Brown kick)	7 - 28
		8 plays, 72 yards, TOP 2:38	
3rd	11:01	O Jarod Brown 32 yd field goal	7 - 31
		5 plays, 43 yards, TOP 1:29	
	10:38	O Antonio Vaughan 30 yd run (Jarod Brown kick)	7 - 38
		1 play, 30 yards, TOP 0:12	
	06:53	C Cramer, Jordan 3 yd pass from SMITH, Braden (WILLETS, Adam kick)	14 - 38
		7 plays, 46 yards, TOP 2:06	
03:57	O Jarod Brown 45 yd field goal	14 - 41	
		11 plays, 51 yards, TOP 2:49	

### SCORING SUMMARY:

	CU	ODU
FIRST DOWNS	16	24
NET YARDS RUSHING	50	141
NET YARDS PASSING	181	365
TOTAL OFFENSE YARDS	231	506
PUNTS-YARDS	8-334	4-189
KICKOFFS-YARDS	3-162	8-488
Punt returns: Number-Yards-TD	0-0-0	6-45-0
Kickoff returns: Number-Yds-TD	7-177-0	3-48-0
Interceptions: Number-Yds-TD	2-19-0	1-12-0
Fumble Returns: Number-Yds-TD	0-0-0	0-0-0
Miscellaneous Yards	0	0
Possession Time	32:48	27:12
Third-Down Conversions	6 of 20	5 of 16
Fourth-Down Conversions	2 of 6	2 of 5
Red-Zone Scores-Chances	2-3	4-6
Sacks By: Number-Yards	2-11	5-30
PAT Kicks	2-2	5-5
Field Goals	0-0	2-2

### INDIVIDUAL STATISTICS:

**RUSHING:** CAMPBELL-Smith, Carl 18-23; Odom, Kurt 3-18; Oates, C.J. 6-15; Dodson, Preston 1-9; TEAM 1-0; Cramer, Jordan 1-0; Wolf, Dakota 2-minus 7; SMITH, Braden 8-minus 8. Old Dominion-Lorenzo Smith 15-74; Antonio Vaughan 1-30; Angus Harper 10-28; Thomas DeMarco 9-13; TEAM 1-minus 4.

**PASSING:** CAMPBELL-Smith, Braden 20-40-1-172; Wolf, Dakota 1-1-0-9. Old Dominion-Thomas DeMarco 29-38-1-310; Nate Ong 3-5-1-55.

**RECEIVING:** CAMPBELL-DODSON, Preston 7-70; Jordan, H. 6-55; Murphy, Kelvin 2-10; Cramer, Jordan 2-8; Constantine, P. 1-15; Rogers, J. 1-12; Oates, C.J. 1-9; Hildreth, J. 1-2. Old Dominion-Angus Harper 7-58; Antonio Vaughan 6-97; Kai Blanco 4-52; Blair Roberts 3-55; Prentice Gill 3-38; Reid Evans 3-27; Larry Pinkard 3-16; Marquel Thomas 1-11; Jakwail Bailey 1-10; Dorian Jackson 1-1.

**TACKLE LEADERS:** CAMPBELL- Robinson, J. 3-8; Swinton, Jeff 6-3; Monroe, Steth 3-5; Price, Chris 1-7; Farris, Matt 3-4; Barnes, Terrell 1-6; Feliciano, Erik 4-2; Chandler, B. 3-3; Burris, Colten 3-2; Herring, Randel 1-4; Scott, Isaac 1-3; Bridges, Greg 2-1; Brown, Milton 2-1; Lynch, Taurean 0-3; Odom, Kurt 0-3; Old Dominion-Ronnie Cameron 3-6; Devon Simmons 2-5; Chad King 3-3; Craig Wilkins 2-4; Paul Morant 4-1; Carvin Powell 3-2; Chris Burnette 2-3; Alex Johnson 0-5; Eriq Lewis 3-1; Alex Arain 2-2; Fred Credle 0-4; J.J. Williams 0-4; D. Guinn-Bailey 2-1; Keenan Terry 2-1; John Darr 2-1; Edmon McClam 0-3; Markell Wilkins 1-1; T.J. Cowart 0-2; Nate Barnes 0-2; B.J. McLaughlin 0-2;

# 2011 Recaps - Georgia State

## Football Monarchs Pounce Panthers, 40-17

**NORFOLK, Va.** -- ATLANTA, Ga. - The Old Dominion Monarchs won their seventh straight game with a 40-17 victory over future Colonial Athletic Association rival Georgia State at the Georgia Dome Saturday.

The win, ODU's seventh straight, improves the squad to 2-0 on the year.

Jarod Brown drilled a pair of field goals in the opening quarter giving Old Dominion a quick 6-0 edge. Brown's first field goal, a 51-yarder on the Monarchs' opening drive, was the longest of his career, surpassing his previous high of 48 in last year's season finale at N.C. Central.

Turnovers would result in Georgia State getting onto the scoreboard.

The Panthers' score came following ODU fumbling after a punt. While Georgia State recovered the ball at the ODU 15, the Monarch defense would not allow the Panthers to go on further than the nine-yard line forcing the Panthers to kick a field goal. Christian Benvenuto's attempt was good from 26-yards cutting the Monarch advantage with 6-3 with 6:07 remaining on the clock in the first quarter.

ODU quickly responded though. In just over two minutes, Colby Goodwyn punctuated a six-play, 32-yard drive to give the Monarchs' a 13-3 advantage heading into quarter number two.

Devon Simmons quickly returned possession back to the Monarchs following Goodwyn's touchdown. Simmons had a 32-yard interception return, but as the Monarchs' worked their way into the red zone, ODU fumbled the ball at their own one-yard line with the fumble return setting up the Panthers up at the Monarchs' own seven-yard line. Donald Russell finished off the drive to give GSU its first touchdown, cutting the ODU lead to 13-10 in the closing moments of the opening quarter.

Old Dominion's "All-Star" team lit up the scoreboard to start the second quarter. Paul Morant blocked the punt and freshman Blair Roberts recovered and ran into the end zone to put ODU ahead 20-10. It was ODU's 13th block in history.

Each team would add another touchdown before concluding the opening half of action. Georgia State cut the deficit to three, 20-17, with six minutes remaining in the second quarter on a run by Travis Evans. Then with just over two minutes, ODU wide receiver Reid Evans lifted ODU to a 27-17 lead heading into the half.

Old Dominion captured the lone points of the third quarter. Quarterback Thomas DeMarco registered the 27th touchdown of his career to cap an 87-yard drive by the Monarchs to give ODU a 33-17 edge with just under five minutes remaining in the quarter.

The Panthers threatened to score in the opening minutes of the fourth quarter. At the ODU 12 on second and nine, the Monarchs' managed to flip the field as Eriq Lewis captured his first career interception.

On the ensuing drive, Colby Goodwyn raced downfield for 50 yards, setting up DeMarco to punch in the ball from two yards out and add to the ODU margin. With just over 10 minutes remaining in the game, ODU led 40-17.

Before the game was over, Carvin Powell would add another interception to keep the Panthers scoreless in the second half.

Defensively, the Monarchs were led by Craig Wilkins with nine tackles (6 solo, 3 assisted) and John Darr with seven tackles (3 solo, 4 assisted). Ronnie Cameron also added a pair of sacks totaling 16 yards lost for the Panthers.

DeMarco finished the game completing 13 of his 21 attempts for 126 yards.

Goodwyn ended the game with 26 carries for 190 yards, the second most rushing yardage by a Monarch in the school's young history.

## OLD DOMINION 40, GEORGIA STATE 17

Georgia Dome • Atlanta, Ga.

September 10, 2011 • Attendance. 11,701

### SCORE BY QUARTERS:

	1st	2nd	3rd	4th	Final
Old Dominion	13	14	6	7	40
Georgia State	10	7	0	0	17

### SCORING SUMMARY:

Q	Time	Play	Score
1st	12:15	O Jarod Brown 51 yd field goal	
		9 plays, 33 yards, TOP 2:45	3 - 0
	09:19	O Jarod Brown 45 yd field goal	
		6 plays, 33 yards, TOP 1:57	6 - 0
2nd	06:07	G Benvenuto, C. 26 yd field goal	
		4 plays, 5 yards, TOP 1:33	6 - 3
	03:50	O Colby Goodwyn 4 yd run (Jarod Brown kick)	
		6 plays, 53 yards, TOP 2:08	13 - 3
3rd	00:29	G Russell, Donald 2 yd run (Benvenuto, C. kick)	
		2 plays, 7 yards, TOP 0:18	13 - 10
	12:16	O Blair Roberts 36 yd blocked punt return (Jarod Brown kick)	
		8 plays, 55 yards, TOP 3:25	20 - 10
4th	06:00	G Evans, Travis 5 yd run (Benvenuto, C. kick)	
		3 plays, 19 yards, TOP 1:36	20 - 17
	02:09	O Reid Evans 8 yd pass from Thomas DeMarco (Jarod Brown kick)	
		8 plays, 86 yards, TOP 2:30	27 - 17
3rd	04:27	O Thomas DeMarco 4 yd run (Jarod Brown kick failed)	
		8 plays, 86 yards, TOP 2:30	33 - 17
4th	10:35	O Thomas DeMarco 2 yd run (Jarod Brown kick)	
		8 plays, 88 yards, TOP 3:13	40 - 17

### SCORING SUMMARY:

	ODU	GSU
FIRST DOWNS	16	16
NET YARDS RUSHING	282	85
NET YARDS PASSING	126	206
TOTAL OFFENSE YARDS	408	291
Fumbles: Number-Lost	3-2	1-0
Penalties: Number-Yards	6-52	7-64
PUNTS-YARDS	9-420	10-412
KICKOFFS-YARDS	8-525	4-208
Punt returns: Number-Yards-TD	5-54-1	7-85-0
Kickoff returns: Number-Yds-TD	4-81-0	8-174-0
Interceptions: Number-Yds-TD	3-47-0	0-0-0
Fumble Returns: Number-Yds-TD	0-0-0	1-93-0
Miscellaneous Yards	0	0
Possession Time	31:22	28:38
Third-Down Conversions	5 of 16	5 of 20
Fourth-Down Conversions	0 of 0	1 of 2
Red-Zone Scores-Chances	4-6	3-4
Sacks By: Number-Yards	4-26	1-8
PAT Kicks	4-5	2-2
Field Goals	2-2	1-1

### INDIVIDUAL STATISTICS:

**RUSHING:** Old Dominion-Colby Goodwyn 24-184; Angus Harper 16-67; Lorenzo Smith 5-20; Thomas DeMarco 9-11. Georgia State-Evans, Travis 15-62; Russell, Donald 5-20; Lee, Parris 1-6; Wilson, Albert 1-1; Schlechter, Bo 13-minus 4.

**PASSING:** Old Dominion-Thomas DeMarco 13-21-0-126. Georgia State-Schlechter, Bo 9-27-1-147; Little, Drew 7-17-2-59.

**RECEIVING:** Old Dominion-Antonio Vaughan 4-27; Larry Pinkard 2-34; Prentice Gill 2-21; Reid Evans 2-13; Nick Mayers 1-20; Kai Blanco 1-6; Angus Harper 1-5. Georgia State-Wilson, Albert 4-53; Giles, Jordan 3-58; Lee, Parris 2-15; Ogbuehi, E. 2-11; Evans,

**TACKLE LEADERS:** Old Dominion-Craig Wilkins 6-3; Ronnie Cameron 5-3; John Darr 3-4; T.J. Cowart 4-2; Chad King 2-4; Paul Morant 3-1; J.J. Williams 2-2; Carvin Powell 3-0; Xavier Duckett 2-1; Aaron Evans 1-2; Eriq Lewis 2-0; Neal Hale 2-0; Markell Wilkins 2-0; Georgia State-Moody, Dexter 10-2; Demazio, S. 5-4; Barnes, Fred 5-2; Hall, Michael 3-3; Portee, A.J. 3-2; Muasau, Jake 3-2; Bilukidi, C. 3-2; Mallory, Q. 4-0; McClendon, Bren 3-0; Ferguson, R. 3-0; McKay, Allen 3-0; Matthews, D. 2-1; Woodard, T. 1-2; Fears, Jocquez 2-0; Hogan, Mark 1-1; Robinson, J. 1-1;

# 2011 Recaps - Hampton

## Football Monarchs Hang On for 45-42 Win Over Hampton

**NORFOLK, Va. --** Larry Pinkard returned a blocked punt five yards and Thomas DeMarco ran for two touchdowns in the last seven minutes as Old Dominion hung on to defeat Hampton 45-42 night in Norfolk.

With Penn falling to Lafayette, 37-12, Old Dominion now brings the nation's longest win streak among FCS schools to its first Colonial Athletic Association contest at Delaware next week. The Monarchs have won eight straight games dating back to its 50-37 set back to nationally ranked Cal Poly back on November 9th of last season. They also improved to 12-4 all-time and 2-0 this season at Foreman Field at S.B. Ballard Stadium and take a 20-5 record into their first conference contest.

The Hampton Pirates meanwhile dropped to 2-1 on the season.

ODU held a 17-14 halftime lead and quickly stretched the lead to 10 on a five-yard Angus Harper touchdown, but Hampton came right back, catapulted by a Justin Blake interception, with 13-straight points, two field goals by Taurean Durham and a 42-yard fumble return by Jeremy Jermin to take a 27-24 lead.

The Monarchs retook the lead as James Faircloth blocked a Jordan Stovall punt and Larry Pinkard returned it five yards for the 31-27 lead. It was the Monarchs' 15th blocked punt and the third time in the two meetings with the Pirates that ODU has blocked a punt.

The Pirates' Jorrian Washington gave Hampton the lead back briefly with a nine yard run, but DeMarco led ODU on two scoring drives, one a 14 play, 67-yard drive and the other a 10-yard drive after Edmon McClam sacked Hampton quarterback David LeGree and forced a fumble.

Hampton scored with just over a minute left, but the ensuing onsides kick went out of bounds.

DeMarco finished the night 20-of-29 passing, with 172 yards, while rushing for 29 yards with two scores. Angus Harper and Colby Goodwyn comined to run for 199 yards, with Harper leading the way with 111 and two scores.

LeGree finished 25-of-35 passing for the Pirates for 260 yards with a touchdown. He also rushed for 66 yards and a score.

Defensively, the Monarchs were led by redshirt junior linebacker Craig Wilkins with 17 stops, while Chad King recorded eight tackles, and Eriq Lewis had seven. McClam also finished the night with a pair of sacks.

## OLD DOMINION 45, HAMPTON 42 Foreman Field at S.B. Ballard • Norfolk, Va. September 17, 2011 • Attendance. 19,818

### SCORE BY QUARTERS:

	1st	2nd	3rd	4th	Final
Hampton	0	14	13	15	42
Old Dominion	0	17	7	21	45

### SCORING SUMMARY:

Q	Time	Play	Score
2nd	11:34	H CHISHOLM,Antwon 3 yd run (DURHAM,Taurean kick) 12 plays, 92 yards, TOP 4:05	7 - 0
	08:55	O Jarod Brown 42 yd field goal 8 plays, 55 yards, TOP 2:39	7 - 3
	06:48	H LEGREE,David 15 yd run (DURHAM,Taurean kick) 6 plays, 48 yards, TOP 1:58	14 - 3
	06:12	O Angus Harper 39 yd run (Jarod Brown kick) 2 plays, 51 yards, TOP 0:28	14 - 10
	00:20	O Colby Goodwyn 7 yd run (Jarod Brown kick) 13 plays, 80 yards, TOP 4:30	14 - 17
3rd	14:10	O Angus Harper 5 yd run (Jarod Brown kick) 3 plays, 50 yards, TOP 0:50	14 - 24
	07:46	H DURHAM,Taurean 32 yd field goal 8 plays, 32 yards, TOP 2:54	17 - 24
	03:01	H DURHAM,Taurean 37 yd field goal 8 plays, 33 yards, TOP 2:45	20 - 24
	01:53	H JERMIN,Jeremy 42 yd fumble recovery (DURHAM,Taurean kick)	27 - 24
4th	13:29	O Larry Pinkard 5 yd blocked punt return (Jarod Brown kick)	27 - 31
	10:44	H WASHINGTON,Jorr 9 yd run (DURHAM,Taurean kick) 8 plays, 73 yards, TOP 2:38	34 - 31
	06:50	O Thomas DeMarco 16 yd run (Jarod Brown kick) 14 plays, 67 yards, TOP 3:48	34 - 38
	03:41	O Thomas DeMarco 7 yd run (Jarod Brown kick) 2 plays, 10 yards, TOP 0:15	34 - 45
	01:36	H HICKS,Reginald 11 yd pass from LEGREE,David (HICKS,Reginald pass from LEGREE,David) 5 plays, 41 yards, TOP 1:56	42 - 45

### SCORING SUMMARY:

	HAM	ODU
FIRST DOWNS	24	26
NET YARDS RUSHING	137	219
NET YARDS PASSING	260	172
TOTAL OFFENSE YARDS	397	391
Fumbles: Number-Lost	4-2	1-1
Penalties: Number-Yards	10-85	7-93
PUNTS-YARDS	4-152	5-208
KICKOFFS-YARDS	8-407	8-477
Punt returns: Number-Yards-TD	2-11-0	2-39-1
Kickoff returns: Number-Yds-TD	8-185-0	6-111-0
Interceptions: Number-Yds-TD	1-0-0	0-0-0
Fumble Returns: Number-Yds-TD	1-42-1	0-0-0
Miscellaneous Yards	0	0
Possession Time	31:12	28:48
Third-Down Conversions	7 of 15	7 of 16
Fourth-Down Conversions	0 of 1	1 of 2
Red-Zone Scores-Chances	6-6	4-4
Sacks By: Number-Yards	2-12	3-15
PAT Kicks	4-4	6-6
Field Goals	2-2	1-1

### INDIVIDUAL STATISTICS:

**RUSHING:** Hampton-LEGREE,David 17-66; SCHWARTZ,Jeremi 6-23; McCLOUDE,Antoni 7-21; DIXON,Reginald 2-10; CHISHOLM,Antwon 8-9; WASHINGTON,Jorr 1-9; TEAM 1-minus 1. Old Dominion-Angus Harper 15-111; Colby Goodwyn 23-79; Thomas DeMarco 11-29.

**PASSING:** Hampton-LEGREE,David 25-35-0-260. Old Dominion-Thomas DeMarco 20-29-1-172.

**RECEIVING:** Hampton-BROWN,Javris 8-97; McCAIN,Dyrri 6-87; THOMAS,Isiah 4-45; CHISHOLM,Antwon 3-11; HICKS,Reginald 2-18; SCHWARTZ,Jeremi 2-2. Old Dominion-Reid Evans 6-57; Antonio Vaughan 5-49; Angus Harper 3-22; Larry Pinkard 2-27; Colby Goodwyn 2-6; Prentice Gill 1-7; Kai Blanco 1-4.

**TACKLE LEADERS:** Hampton-TYLER,Delbert 8-9; GIBSON,Lyndell 4-9; BLAKE,Justin 6-6; BUTTS,James 3-5; ROUTE,Destin 3-4; DAVIDSON,Ian 0-7; POOLE,Jawan 2-4; JERMIN,Jeremy 0-4; Old Dominion-Craig Wilkins 12-5; Chad King 4-4; Eriq Lewis 6-1; Edmon McClam 4-2; Keenan Terry 5-0; Ronnie Cameron 2-3; Alex Arain 2-2; Aaron Evans 2-1; J.J. Williams 1-2; Carvin Powell 1-2;

## 2011 Recaps - #7/6 Delaware

### Football Fall To #7/6 Delaware In CAA Debut

**NEWARK, Del. --** The Old Dominion Football Monarchs had their eight-game win streak snapped with a 27-17 loss at Delaware in their Colonial Athletic Association debut on Saturday at Tubby Raymond Field at Delaware Stadium.

The first quarter of CAA Football for the Monarchs was nothing short of exciting.

On Delaware's opening drive and the Blue Hens in Monarch territory at the ODU27, Eriq Lewis forced David Hayes to fumble and return possession back to the Monarchs with Carvin Powell coming up with the ball.

While Old Dominion did not score on its possession, the Monarchs' "All-Star Team", special teams, would end up putting the Monarchs on the board first.

The Blue Hens, who had outscored its opponents at home 35-0 in the first quarter, saw the Monarchs jump out to a 7-0 lead as Chris Lovitt returned a fumble made by the Blue Hen's punt team 18 -yards for a touchdown with 6:39 remaining in the first quarter.

As Delaware made its way downfield on their next drive, the Blue Hens attempted a 48-yard field goal, but the Monarchs' "All-Star Team" added another notch to its blocked kicks tally stopping Sean Baner's kick from going through the uprights and persevering ODU's 7-0 lead.

The momentum was shorted lived however as on the first play of ODU's ensuing drive, Thomas DeMarco's pass was intercepted. Delaware would find the uprights this time and score on a 40-yard field goal as Old Dominion led 7-3 at the end of the first quarter.

Delaware closed their deficit to one with Baner's second field goal of the afternoon, a 39-yard attempt with 9:13 left in the second quarter. Then as the second quarter was coming to close Nihja White capped of a 11-play, 64-yard-drive to put Delaware ahead 13-7 into the half.

The Blue Hens had a chance to add to the lead in the early minutes of the third quarter, however Baner's 25-yard attempt went wide right.

The Monarchs' followed by connecting on a field goal as Jarod Brown's attempt from 20-yards out was good and improved his mark to 6-of-6 for the year in field goals.

Baner had another crack at the uprights, as Delaware capitalizing a an ODU fumble at their own 20 in the closing seconds of the third quarter. With the drive continuing into the fourth quarter, Baner this time connected on a 20-yard attempt extending Delaware's lead to 16-10 entering the final quarter of play.

On the next drive, Old Dominion wasn't able to find its way past its own 23 and brought the punt team to the field. Plisco, who averaged 48.6 yards per punt in the game, ran the ball instead and continued the ODU drive. Back-to-back passes to Reid Evans , one 12-yards and another 28-yards, helped flip the field setting up freshman Antonio Vaughan for nine-yard reception, his second of the season.

Delaware punched right back though with a 60-kickoff return and followed with a Rob Jones 32-yard reception in the end zone. The Blue Hens made the two-point conversion and went ahead 24-17 with less than 10 minutes left in the game.

Old Dominion was four and out on its next drive and despite being able to move the chains twice on their next drive, the Monarchs were unable to get into Blue Hen territory.

Baner added a 43-yard field goal for Delaware in the closing minute for the final 27-17 margin.

### DELAWARE 27, OLD DOMINION 17

**Tubby Raymond Field at Delaware Stadium • Newark, Del.**

**September 24, 2011 • Attendance. 16,789**

#### SCORE BY QUARTERS:

	1st	2nd	3rd	4th	Final
Old Dominion	7	0	3	7	17
Delaware	3	10	0	14	27

#### SCORING SUMMARY:

Q	Time	Play	Score
1st	06:39	O Chris Lovitt 18 yd fumble recovery (Jarod Brown kick)	7 - 0
	02:15	D Baner 40 yd field goal 8 plays, 26 yards, TOP 2:29	7 - 3
2nd	09:13	D Baner 39 yd field goal 9 plays, 41 yards, TOP 4:35	7 - 6
	00:42	D White 7 yd pass from Donnelly (Baner kick) 11 plays, 64 yards, TOP 1:43	7 - 13
3rd	04:09	O Jarod Brown 20 yd field goal 14 plays, 76 yards, TOP 5:01	10 - 13
4th	12:12	D Baner 20 yd field goal 7 plays, 18 yards, TOP 2:53	10 - 16
	09:50	O Antonio Vaughan 9 yd pass from Thomas DeMarco (Jarod Brown kick) 9 plays, 81 yards, TOP 2:14	17 - 16
	09:29	D Jones 32 yd pass from Donnelly (White pass from Donnelly) 1 play, 32 yards, TOP 0:08	17 - 24
	00:42	D Baner 43 yd field goal 6 plays, 16 yards, TOP 1:43	17 - 27 42 - 45

#### SCORING SUMMARY:

	ODU	UD
FIRST DOWNS	17	19
NET YARDS RUSHING	126	80
NET YARDS PASSING	207	304
TOTAL OFFENSE YARDS	333	384
Fumbles: Number-Lost	3-1	3-2
Penalties: Number-Yards	8-66	3-25
PUNTS-YARDS	7-340	5-218
KICKOFFS-YARDS	4-268	7-448
Punt returns: Number-Yards-TD	1-5-0	4-69-0
Kickoff returns: Number-Yds-TD	7-123-0	4-117-0
Interceptions: Number-Yds-TD	0-0-0	1-18-0
Fumble Returns: Number-Yds-TD	1-18-1	0-0-0
Miscellaneous Yards	30	0
Possession Time	27:05	32:55
Third-Down Conversions	4 of 17	5 of 17
Fourth-Down Conversions	2 of 4	0 of 1
Red-Zone Scores-Chances	2-2	2-3
Sacks By: Number-Yards	0-0	1-3
PAT Kicks	2-2	1-1
Field Goals	1-1	4-6

#### INDIVIDUAL STATISTICS:

**RUSHING:** Old Dominion-Colby Goodwyn 13-48; Thomas DeMarco 13-43; Jonathan Plisco 1-15; Angus Harper 3-11; Antonio Vaughan 1-9. Delaware-Hayes 20-66; Pierce 14-21; Donnelly 1-9; White 1-9; W. Davis 1-1; TEAM 1-minus 26.

**PASSING:** Old Dominion-Thomas DeMarco 23-46-1-207. Delaware-Donnelly 26-39-0-304.

**RECEIVING:** Old Dominion-Reid Evans 8-80; Nick Mayers 6-65; Prentice Gill 3-19; Colby Goodwyn 2-16; Antonio Vaughan 2-9; Larry Pinkard 1-9; Angus Harper 1-9. Delaware-White 7-117; Russo 5-38; Jones 3-60; Naugle 3-28; Hayes 3-19; Pierce 3-19; Schenauer 2-23.

**TACKLE LEADERS:** Old Dominion-J.J. Williams 5-5; Craig Wilkins 7-2; Carvin Powell 7-1; Eriq Lewis 6-1; Michael Colbert 4-3; Alex Arain 4-2; Chris Burnette 3-3; Devon Simmons 2-3; Markell Wilkins 2-2; Nick Mayers 1-2; Erik Saylor 1-2; Edmon McClam 0-3; Ronnie Cameron 0-3; Patrick Young 0-3; Aaron Evans 2-0; Chad King 1-1; Paul Morant 0-2; Jack Lowney 1-0; Neal Hale 0-1; D. Guinn-Bailey 0-1; Robbie Duncan 0-1; Nate Barnes 0-1. Delaware-Worrilow 7-6; Callaway 4-6; Burley 4-4; Hawkins 4-2; A. Harrison 3-3; Atunrase 3-2; Jackson 3-1; Tunstall 2-2; Barr 2-2; Breaker 2-1; Hester 0-3; E. Clark 0-3; Olsen 2-0; C. Campbell 1-0; W. Davis 1-0; Lugo 1-0; James 1-0; Wallschleger 0-1.

# Old Dominion Roster

## Alphabetical

6	Alex Arain	LB
41	Brandon Bacchus	CB
81	Jakwail Bailey	WR
95	Nate Barnes	DT
59	Eugene Bazemore	DE
83	Kai Blanco	TE
94	Jagger Blehm	DT
19	A.J. Bordley	CB
77	David Born	OL
38	Brad Bradley	S
44	Darryl Brown	LB
39	Jarod Brown	K
92	Kevin Buchanan	DE
90	Chris Burnette	DT
96	Ronnie Cameron	DT
70	Brandon Carr	OL
88	Mitch Castleberry	TE
51	Michael Colbert	LB
22	T.J. Cowart	CB
25	Mario Crawford	RB
16	Fred Credle	S
89	Tyler Damato	TE
46	John Darr	LB
17	Thomas DeMarco	QB
52	Xavier Duckett	LB
57	Robbie Duncan	OL
15	Aaron Evans	CB
4	Reid Evans	WR
56	James Faircloth	LB
1	Prentice Gill	WR
36	Colby Goodwyn	RB
54	Dominique Guinn-Bailey	DT
30	Neal-Anthony Hale	S
68	Orion Hall	P
32	Angus Harper	RB
14	Taylor Heinicke	QB
58	Jeremy Hensley	OL
64	Rodney Hunter	LB
84	Dorian Jackson	WR
37	Malik Jackson	RB
43	Darrius Jennings	S
76	Ryan Jensen	OL
98	Alex Johnson	DE
18	Akil Jones	CB
79	Mike Justice	OL
93	Chad King	DE
33	Tyree Lee	RB

## Numerical

No.	Name	Pos.	Cl.	Ht.	Wt.	Hometown/High School/Transfer
1	Prentice Gill	WR	Sr.	5-11	180	Los Angeles, Calif./Cathedral/LA Harbor College
2	Tommy Reamon	TE	Jr.-r	6-2	220	Newport News, Va. /Gloucester
3	Marquel Thomas	WR	So.-r	6-3	180	Va. Beach, Va./Bayside/North Carolina Tech
4	Reid Evans	WR	Jr.-r	5-10	175	Hampton, Va./Phoebus
5	Antonio Vaughan	WR	Fr.-r	5-8	170	Ahoskie, N.C./Hertford County High
6	Alex Arain	LB	Jr.-r	6-4	220	Va. Beach, Va./Kempsville
7	Nick Mayers	WR	Jr.-r	5-7	170	Va. Beach, Va./Landstown
8	Tyler Clark	QB	Fr.	6-3	205	Chesapeake, Va./Grassfield
9	Larry Pinkard	WR	Fr.-r	5-11	180	Washington, D.C./Ballou
10	Devon Simmons	S	Jr.-r	6-2	205	Newport News, Va./Denbigh
11	Nate Ong	QB	Jr.-r	6-2	200	Escondido, Calif./San Pasqual/Palomar
12	Craig Wilkins	LB	Jr.-r	6-2	225	Washington, D.C./H.D. Woodson
13	Rashad Manley	RB	So.	5-11	180	Hampton, Va./Bethel
14	Taylor Heinicke	QB	Fr.	6-1	190	Atlanta, Ga./Collins Hill
15	Aaron Evans	CB	So.	5-8	185	Newport News, Va./Woodside
16	Fred Credle	S	Jr.-r	5-11	175	Chesapeake, Va./Deep Creek
17	Thomas DeMarco	QB	Sr.-r	5-11	200	Palm Desert, Calif./Palm Desert/Col. of the Desert
18	Akil Jones	CB	Fr.	5-10	150	Fairfax, Va./Oakton
19	A.J. Bordley	CB	Fr.	5-11	160	Va. Beach, Va./First Colonial
20	Paul Morant	S	So.	6-0	195	Hampton, Va./Phoebus
21	J.C. Wiggins	CB	So.	5-10	175	Richmond, Va./Monacan
22	T.J. Cowart	CB	Jr.-r	5-9	185	Va. Beach, Va./Ocean Lakes
23	Reggie Owens	CB	Fr.	6-0	195	Va. Beach, Va./Ocean Lakes
24	Lorenzo Smith	RB	Fr.	5-9	175	Lynchburg, Va./Fork Union
25	Mario Crawford	RB	Jr.	5-8	185	Detroit, Mich./Romulus/Fork Union
26	Eriq Lewis	CB	Fr.-r	6-0	180	Washington, D.C./Coolidge
27	Carvin Powell	S	Jr.	6-1	205	Chesapeake, Va./Great Bridge
28	Markell Wilkins	CB	So.-r	5-8	165	Hampton, Va./Phoebus
29	Patrick Young	LB	So.-r	6-0	195	Va. Beach, Va./Green Run
30	Neal-Anthony Hale	S	Fr.	5-8	175	Norfolk, Va./Maury
31	Jonathan Plisco	P	Jr.-r	6-0	205	Newport News, Va./Woodside
32	Angus Harper	RB	Fr.-r	6-0	210	Alexandria, Va./Edison
33	Tyree Lee	RB	Fr.	5-9	195	Hampton, Va./Phoebus
34	J.J. Williams	LB	Sr.-r	6-2	225	Derby, Kan./Derby/Garden City CC
35	Aquante Thornton	CB	Fr.	5-9	155	Va. Beach, Va./Tallwood
36	Colby Goodwyn	RB	So.	5-10	200	Hampton, Va./Phoebus
37	Malik Jackson	RB	Fr.	5-8	205	Washington, D.C./Archbishop Carroll
38	Brad Bradley	S	Fr.	6-0	190	Richmond, Va./Varina
39	Jarod Brown	K	Jr.	5-11	205	Yorktown, Va./Grafton/West Virginia
40	B.J. McLaughlin	DE	Jr.-r	5-11	230	Columbia, Va./Goochland
41	Brandon Bacchus	CB	Fr.	5-11	180	Hampton, Va./Kecoughtan
42	Keenan Terry II	CB	So.	6-0	170	Hampton, Va./Hampton Christian
43	Darrius Jennings	S	Fr.	5-11	160	Chesapeake, Va./Oscar Smith
44	Darryl Brown	LB	Fr.-r	6-0	225	Va. Beach, Va./First Colonial
45	Rob Mahan	LB	Fr.	6-2	205	Merchantville, N.J./Winslow Township
46	John Darr	LB	So.-r	6-0	235	Forestville, Md./Suitland
47	Mike Lennox	LB	Fr.	6-2	210	Bristow, Va./Brensville

# Old Dominion Roster

## Numerical

<u>No.</u>	<u>Name</u>	<u>Pos.</u>	<u>Cl.</u>	<u>Ht.</u>	<u>Wt.</u>	<u>Hometown/High School/Transfer</u>
48	Preston Smith	DE	Fr.-r	6-2	250	Chesapeake, Va./Deep Creek
49	Dillon Morrow	TE	Fr.	6-3	200	Orange, Va./Orange County
50	Rick Lovato	LS	Fr.	6-2	225	Middletown, N.J./Middletown
51	Michael Colbert	LB	Jr.-r	6-1	220	Fayetteville, N.C./E.E. Smith
52	Xavier Duckett	LB	So.-r.	6-0	225	Roanoke, Va./Northside
54	Dominique Guinn-Bailey	DT	Fr.-r	6-4	265	Portsmouth, Va./Churchland
55	Erik Saylor	DT	Jr.-r	6-2	285	Ijamsville, Md./Urbana
56	James Faircloth	LB	Fr.	5-11	200	Chesapeake, Va./Grassfield
57	Robbie Duncan	OL	Jr.-r	6-4	285	Sterling, Va./Parkview
58	Jeremy Hensley	OL	Sr.	6-1	290	La Palma, Calif./Kennedy/Fullerton College
59	Eugene Bazemore	DE	Fr.	6-1	210	Portsmouth, Va./Churchland
60	Josh Mann	OL	Fr.	6-4	300	Va. Beach, Va./Ocean Lakes
61	Wes Moulton	OL	Fr.-r	6-3	270	Va. Beach, Va./Ocean Lakes
63	Kevin Marley	LS	Fr.	5-10	255	Manassas, Va./Osborn Park
64	Rodney Hunter	LB	So	6-2	200	Miami, Fla./Etowah
65	Perry Owens	OL	So.-r	6-3	275	Edenton, N.C./John A. Holmes
66	Ellett McGeorge	OL	Fr.-r	6-7	310	Midlothian, Va./Cosby
67	Dustin Burdick	K	Fr.	5-9	175	Staunton, Va./Robert E. Lee
68	Orion Hall	P	Fr.-r	5-9	205	Norfolk, Va./Maury
69	Josh Williams	P	Fr.	6-3	240	Keysville, Va./Randolph Henry
70	Brandon Carr	OL	Jr.	6-2	295	Chesapeake, Va./Western Branch/Fork Union
71	Connor Mewbourne	OL	Fr.	6-4	285	Va. Beach, Va./First Colonial
73	Jack Lowney	OL	So.-r	6-4	285	Narberth, Pa./Archbishop Carroll
74	Jonathan McLean	DE	Fr.	6-3	230	Hampton, Va./Phoebus
75	Bryan Morrison	OL	Jr.-r	6-2	290	Ashburn, Va./Broad Run
76	Ryan Jensen	OL	Sr.-r	6-5	300	Petaluma, Calif./Petaluma/Santa Rosa JC
77	David Born	OL	So.-r.	6-8	340	Bakersfield, Calif./West/Bakersfield
79	Mike Justice	OL	So.	6-7	280	Springfield, Va./West Springfield
80	Blair Roberts	WR	Fr.	6-2	190	Pawling, N.Y./Trinity-Pawling
81	Jakwail Bailey	WR	Fr.	5-11	180	Haddonfield, N.J./Paul VI
82	Kirk Spellman	WR	Fr.	5-10	165	Chesapeake, Va./Indian River
83	Kai Blanco	TE	Jr.-r	6-3	260	Alexandria, Va./Mount Vernon
84	Dorian Jackson	WR	Jr.-r	5-10	200	Colonial Heights, Va./Matoaca
85	Chris Lovitt	WR	Jr.-r	5-9	195	Stafford, Va./Colonial Forge
86	Daniel Wray	TE	Fr.	6-3	225	Newport News, Va./Warwick
88	Mitch Castleberry	TE	Fr.	6-5	215	Herndon, Va./Westfield
89	Tyler Damato	TE	Jr.-r	6-1	235	Va. Beach, Va./Landstown
90	Chris Burnette	DT	Jr.-r	6-4	280	Baltimore, Md./Gilman School
91	Andrew Turner	DE	Jr.-r	6-3	255	Va. Beach, Va./Kellam
92	Kevin Buchanan	DE	Fr.	6-3	235	Va. Beach, Va./Maury
93	Chad King	DE	Sr.-r	6-3	255	Springfield, Va./Mt. Vernon/Ohio Dominican
94	Jagger Blehm	DT	Fr.-r	6-3	250	Va. Beach, Va./Green Run
95	Nate Barnes	DT	So.-r	6-5	275	Newport News, Va./Heritage
96	Ronnie Cameron	DT	Sr.-r.	6-2	295	Westbury, N.Y./Holy Trinity/Hofstra
97	Edmon McClam	DT	Sr.	6-6	280	Coward, S.C./Lake City/Louisburg College
98	Alex Johnson	DE	So.-r	6-3	225	New Canton, Va./Buckingham Co./Fork Union
99	Dontez Tyler	DE	Fr.	6-4	230	Ahoskie, N.C./Hertford County

## Alphabetical

47	Mike Lennox	LB
26	Eriq Lewis	CB
50	Rick Lovato	LS
85	Chris Lovitt	WR
73	Jack Lowney	OL
45	Rob Mahan	LB
13	Rashad Manley	QB
60	Josh Mann	OL
63	Kevin Marley	LS
7	Nick Mayers	WR
97	Edmon McClam	DT
66	Ellett McGeorge	OL
40	B.J. McLaughlin	DE
47	Jonathan McLean	DE
71	Connor Mewbourne	OL
20	Paul Morant	S
75	Bryan Morrison	OL
49	Dillian Morrow	TE
61	Wes Moulton	OL
11	Nate Ong	QB
65	Perry Owens	OL
23	Reggie Owens	CB
9	Larry Pinkard	WR
31	Jonathan Plisco	P
27	Carvin Powell	S
2	Tommy Reamon	TE
80	Blair Roberts	WR
55	Erik Saylor	DT
10	Devon Simmon	S
24	Lorenzo Smith	RB
48	Preston Smith	DE
82	Kirk Spellman	WR
42	Keenan Terry II	CB
3	Marquel Thomas	WR
35	Aquante Thornton	CB
91	Andrew Turner	DE
99	Dontez Tyler	DE
5	Antonio Vaughan	WR
21	J.C. Wiggins	CB
12	Craig Wilkins	LB
28	Markell Wilkins	CB
34	J.J. Williams	LB
69	Josh Williams	P
86	Daniel Wray	TE
29	Patrick Young	LB



## 2011 Old Dominion Opponents

<p style="text-align: center;"><b>Campbell</b> (1-2, 0-1 Pioneer)</p> <p>Sept. 3 at Old Dominion . . . . . L, 14-41            Sept. 10 Apprentice . . . . . W, 76-0            Sept. 24 Jacksonville * . . . . . L, 21-57  <b>Oct. 1 at Drake * . . . . . 2:00 p.m.</b>            Oct. 8 Butler * . . . . . Noon            Oct. 15 at Marist * . . . . . Noon            Oct. 22 San Diego . . . . . 1:00 p.m.            Oct. 29 at Davidson * . . . . . 1:00 p.m.            Nov. 5 Morehead State * . . . . . 1:00 p.m.            Nov. 12 at Valparaiso . . . . . 2:00 p.m.            Nov. 19 at Georgia State . . . . . 1:00 p.m.</p>	<p style="text-align: center;"><b>Georgia State</b> (1-3 Independent)</p> <p>Sept. 2 Clark Atlanta . . . . . W, 41-7  <b>Sept. 10 Old Dominion . . . . . L, 14-40</b>            Sept. 17 at Jacksonville St. . . . . L, 21-37            Sept. 24 at Houston . . . . . L, 0-56  <b>Oct. 8 Murray State . . . . . 1:00 p.m.</b>            Oct. 15 at South Carolina St. . . . . 1:30 p.m.            Oct. 22 South Alabama . . . . . 3:00 p.m.            Oct. 29 at UT-San Antonio . . . . . 2:00 p.m.            Oct. 5 St. Francis . . . . . 1:00 p.m.            Nov. 12 at West Alabama . . . . . 7:00 p.m.            Nov. 19 Campbell . . . . . 1:00 p.m.</p>	<p style="text-align: center;"><b>Hampton</b> (2-2, 1-1 MEAC)</p> <p>Sept. 3 vs. Alabama A&amp;M . . . . . W, 21-20            Sept. 8 Florida A&amp;M * . . . . . W, 23-17  <b>Sept. 17 at Old Dominion . . . . . L, 42-45</b>            Sept. 22 at Bethune-Cookman * . . . . . L, 31-35  <b>Oct. 8 Princeton . . . . . 1:00 p.m.</b>            Oct. 15 at Norfolk State * . . . . . 4:00 p.m.            Oct. 22 N.C. Central * . . . . . 2:00 p.m.            Oct. 29 at Savannah State * . . . . . 2:00 p.m.            Nov. 5 Howard * . . . . . 1:00 p.m.            Nov. 12 Delaware State * . . . . . 1:00 p.m.            Nov. 19 Morgan State * . . . . . 1:00 p.m.</p>
<p style="text-align: center;"><b>Delaware</b> (3-1, 1-0 CAA)</p> <p>Sept. 3 at Navy . . . . . L, 17-40            Sept. 10 West Chester . . . . . W, 28-17            Sept. 17 Delaware State . . . . . W, 45-0  <b>Sept. 24 Old Dominion * . . . . . W, 27-17</b>  <b>Oct. 1 at Maine * . . . . . 3:00 p.m.</b>            Oct. 8 William &amp; Mary . . . . . 6:00 p.m.            Oct. 15 UMass * . . . . . 3:30 p.m.            Oct. 22 at Rhode Island * . . . . . 12:30 p.m.            Oct. 29 at Towson * . . . . . 7:00 p.m.            Nov. 12 Richmond * . . . . . 3:30 p.m.            Nov. 19 at Villanova * . . . . . 3:30 p.m.</p>	<p style="text-align: center;"><b>UMass</b> (2-1, CAA/FBS Transition)</p> <p>Sept. 1 at Holy Cross . . . . . W, 24-16            Sept. 17 Rhode Island * . . . . . W, 36-27            Sept. 24 at Boston College . . . . . L, 17-45  <b>Oct. 1 at Old Dominion * . . . . . 6:00 p.m.</b>            Oct. 8 Central Connecticut . . . . . 6:00 p.m.            Oct. 15 at Delaware * . . . . . 3:30 p.m.            Oct. 22 New Hampshire * . . . . . 3:30 p.m.            Oct. 29 at Richmond * . . . . . 1:00 p.m.            Nov. 5 Villanova * . . . . . 3:30 p.m.            Nov. 12 at Maine * . . . . . 12:30 p.m.            Nov. 19 James Madison * . . . . . 1:00 p.m.</p>	<p style="text-align: center;"><b>Rhode Island</b> (1-2, 0-1 CAA)</p> <p>Sept. 10 at Syracuse . . . . . L, 14-21            Sept. 17 at UMass * . . . . . L, 27-36            Sept. 24 Fordham . . . . . W, 21-17  <b>Oct. 1 at Brown . . . . . 6:00 p.m.</b>  <b>Oct. 8 Old Dominion * . . . . . 1:00 p.m.</b>            Oct. 15 at Maine * . . . . . 1:00 p.m.            Oct. 22 Delaware * . . . . . 12:20 p.m.            Oct. 29 at New Hampshire * . . . . . Noon            Nov. 5 William &amp; Mary * . . . . . 1:00 p.m.            Nov. 12 at James Madison * . . . . . 3:00 p.m.            Nov. 19 Towson * . . . . . 12:30 p.m.</p>
<p style="text-align: center;"><b>Towson</b> (3-0, 1-0 CAA)</p> <p>Sept. 3 Morgan State . . . . . W, 40-3            Sept. 10 Villanova * . . . . . W, 31-10            Sept. 24 Colgate . . . . . W, 42-17  <b>Oct. 1 at Maryland . . . . . 3:30 p.m.</b>            Oct. 8 Richmond * . . . . . 7:30 p.m.  <b>Oct. 15 at Old Dominion * . . . . . 3:30 p.m.</b>            Oct. 22 at William &amp; Mary * . . . . . 3:30 p.m.            Oct. 29 Delaware * . . . . . 6:00 p.m.            Nov. 5 at Maine * . . . . . 1:00 p.m.            Nov. 12 New Hampshire * . . . . . TBA            Nov. 19 at Rhode Island * . . . . . 12:30 p.m.</p>	<p style="text-align: center;"><b>Villanova</b> (1-3, 0-1 CAA)</p> <p>Sept. 1 at Temple . . . . . L, 7-42            Sept. 10 at Towson * . . . . . L, 10-31            Sept. 17 Monmouth . . . . . L, 9-20            Sept. 24 Penn . . . . . W, 30-21  <b>Oct. 1 William &amp; Mary * . . . . . Noon</b>            Oct. 8 at New Hampshire * . . . . . Noon            Oct. 15 at James Madison * . . . . . 1:30 p.m.  <b>Oct. 22 Old Dominion * . . . . . 3:30 p.m.</b>            Oct. 29 Maine . . . . . 3:30 p.m.            Nov. 5 at UMass * . . . . . 3:30 p.m.            Nov. 19 Delaware * . . . . . 3:30 p.m.</p>	<p style="text-align: center;"><b>James Madison</b> (3-1, 1-0 CAA)</p> <p>Sept. 3 at North Carolina . . . . . L, 10-42            Sept. 10 Central Connecticut . . . . . W, 14-9            Sept. 17 at Liberty . . . . . W, 27-24            Sept. 24 at William &amp; Mary * . . . . . W, 20-14  <b>Oct. 1 Richmond * . . . . . 3:30 p.m.</b>            Oct. 8 Maine * . . . . . 3:30 p.m.            Oct. 15 Villanova * . . . . . 1:30 p.m.  <b>Oct. 29 at Old Dominion * . . . . . Noon</b>            Nov. 5 at New Hampshire * . . . . . Noon            Nov. 12 Rhode Island * . . . . . 3:00 p.m.            Nov. 19 at UMass * . . . . . 1:00 p.m.</p>
<p style="text-align: center;"><b>Richmond</b> (3-1, 0-1 CAA)</p> <p>Sept. 3 at Duke . . . . . W, 23-21            Sept. 10 Wagner . . . . . W, 21-6            Sept. 17 VMI . . . . . W, 34-19            Sept. 24 New Hampshire * . . . . . L, 43-45  <b>Oct. 1 at James Madison * 3:30 p.m.</b>            Oct. 8 at Towson * . . . . . 7:30 p.m.            Oct. 22 Maine * . . . . . 3:30 p.m.            Oct. 29 UMass * . . . . . 1:00 p.m.  <b>Nov. 5 at Old Dominion * . . . . . 1:00 p.m.</b>            Nov. 12 at Delaware . . . . . 3:30 p.m.            Nov. 19 William &amp; Mary . . . . . Noon</p>	<p style="text-align: center;"><b>William &amp; Mary</b> (2-2, 0-1 CAA)</p> <p>Sept. 3 at Virginia . . . . . L, 3-40            Sept. 10 at VMI . . . . . W, 24-7            Sept. 17 New Haven . . . . . W, 13-10            Sept. 24 James Madison * . . . . . L, 14-20  <b>Oct. 1 at Villanova * . . . . . Noon</b>            Oct. 8 at Delaware * . . . . . 6:00 p.m.            Oct. 15 New Hampshire * . . . . . Noon            Oct. 22 Towson * . . . . . 3:30 p.m.            Nov. 5 Rhode Island * . . . . . 1:00 p.m.  <b>Nov. 12 Old Dominion . . . . . Noon</b>            Nov. 19 Richmond * . . . . . Noon</p>	

## HEAD COACH

**BOBBY WILDER**

When he was hired on February 13, 2007, Bobby Wilder's goal was to "AIM HIGH" in everything he did in resurrecting the Old Dominion football team from a 69-year absence. After two years of orchestrating every piece of the puzzle, Wilder's vision has become reality as he has built a program that has not only been the buzz of the Hampton Roads community, but has become the most successful start-up FCS program in history.

Wilder and his staff's inaugural season of play at the Football Championship Subdivision level went well beyond expectations. From the celebrated kickoff versus Chowan, to the heart pounding first FCS victory against Jacksonville, to ensuring a winning season at Savannah State, to extending the win-streak to six in the season finale at VMI, history was made every step of the way. The Monarchs concluded the 2009 season at 9-2 overall writing their way into history.

The Monarchs finished the year ranked in the top ten in five statistical categories as a team including second in sacks allowed, third in scoring offense, turnover margin, and net punting, and ninth in rushing offense. Individually, ODU had its first football All-Americans named in punter Jonathan Plisco and long snapper Dustin Phillips with Plisco leading the nation in punt yardage averaging 44.84 yards per contest. Quarterback Thomas DeMarco was also ranked in the top ten in scoring and was the second leading FCS signal caller in rushing. Wilder meanwhile received the Tom Fergusson Memorial Award at the 65th Norfolk Sports Club Jamboree named as the Metropolitan Person of the Year in Sports.

Year two proved to be just as successful. The Old Dominion football team finished its second season of football at 8-3 in 2010 and over the last two seasons has combined for a 17-5 mark as the winningest FCS start-up program in the books. The Monarchs, who upgraded their schedule in year two in preparation for joining the Colonial Athletic Association (CAA), added a pair of ranked opponents in #12/13 William & Mary and #14/16 Cal Poly and continued to play in front of capacity crowds of 19,782 in all seven of its home games. Statistically speaking, the Monarchs finished their second season of gridiron action fourth in kickoff returns, ranked eighth in scoring offense, eighth in sacks allowed, and 15th in passing offense. Under Wilder's tutelage, punter Jonathan Plisco ranked second nationally in punting, quarterback Thomas DeMarco continued to rank among the top 10 in total offense, newcomer Colby Goodwyn ran this way to third nationally in punt returns, and Ronnie Cameron pushed his way into eighth overall among FCS defenders in tackles for loss.

In addition to his recruiting efforts, Wilder has also been an essential part in the planning and development of what are among the top football facilities in the country. The state-of-the-art \$17 million Powhatan Sports Complex that houses the ODU football offices,

athletic and strength training areas, locker rooms and two practice fields with artificial surface and the \$24.8 million Foreman Field Football Complex, which includes the Ainslie Game Day Building, Astoturf GameDay Grass 3D field surface, scoreboard, sound system, field enclosure and a contiguous parking garage, are among the best the FCS has to offer.

Wilder, his coaching staff, and the football Monarchs now gear up for the biggest challenge yet in 2011. The squad joins the CAA in 2011, the toughest FCS conference in the nation that featured four teams in this past season's playoffs including runner-up Delaware, as well as 2009 FCS champion Villanova, along with William & Mary and New Hampshire.

Since arriving in Norfolk, Wilder has hit the ground running and has not stopped in his quest to make Old Dominion one of the top programs in the country. Both on and off the field, the Monarch head coach is always making sure that the Old Dominion football program is visible throughout the campus, the community and the state. He has honored over 300 speaking engagements to a variety of organizations, but his most important talks have come with high schools coaches throughout the state. Wilder and his staff have made it a point to build a fence around the Hampton Roads community and the state of Virginia, with plans of building a first rate program with players a stones throw from the ODU campus.

Wilder has also been instrumental in getting his team active in the Hampton Roads Community. In what has become an annual event, the ODU Football Monarchs host a bone marrow registry drive and to date has helped register over 450 members of the ODU student body, faculty/staff, and the Hampton Roads community to the registry in an attempt to help save lives from life-threatening diseases nationwide. The Monarchs have also been active volunteering with Special Olympics, hosting youth clinics, and participating at reading and career days at many of the area's elementary and middle schools.





Prior to his arrival at ODU, Wilder served on the Maine staff for the past 17 years and was promoted to assistant head coach and offensive coordinator in 2000 before moving to associate head coach in 2001.

As coordinator, Wilder has orchestrated a balanced attack. The Black Bears averaged 29.1 points per game in 2004, and scored 29 or more in seven of 11 games. Wilder helped tutor running back Marcus Williams, who rushed for 1,077 yards during his senior season, which moved him into first place in school history for career rushing yards. Maine also threw the ball a lot during the campaign as eight different receivers each had double-digit receptions. Ron Whitcomb was at the head of the passing attack as his completions (213) and attempts (350) were the fourth most in a single season since 1950. His 22 touchdown tosses were tied for third most since 1950. Overall, the offense averaged an impressive 5.2 yards per play.

Wilder was named the Assistant Coach of the Year by the Gridiron Club of Greater Boston in 2004, which is presented annually to the top assistant coach in New England.

In 2003, the Black Bears had over 2,000 yards rushing and passing with 4,142 total yards. The ground game was anchored by Williams and the passing game was in the hands of then-freshman Ron Whitcomb, who was named the Atlantic 10 Rookie of the Year as he posted 2,428 yards - the fifth most in a season at Maine.

The 2002 Black Bears finished the season with 4,702 yards in total offense, the most since a school-record 4,861 yards in 1989. In 2001, for the first time in school history, the offense boasted a 2,000-yard passer in Jake Eaton, a 1,000-yard rusher in Royston English, and a 1,000-yard receiver in Stefan Gomes.

Prior to moving to the coordinator post, Wilder served as quarterbacks coach during one of the most explosive eras in Maine history for Black Bear quarterbacks.

Wilder guided four-year starter Mickey Fein to 17 University marks, including the two highest season totals for touchdown passes. Fein ended his career as Maine's second all-time leading passer.

In 2000, Wilder's first full season as offensive coordinator, the Black Bears ranked third in the Atlantic 10 with 29.0 points per game. The rushing game increased its output by 41 yards per game from the previous season and Eaton garnered All-New England honors. Two wide receivers from that team, Dwayne Wilmot and Phil McGeoghan, signed pro contracts and were in NFL camps in 2001. In 2002, Maine tight end Chad Hayes signed with the Kansas City Chiefs and then played briefly with the Cincinnati Bengals.

A 1987 graduate of Maine with a degree in physical education, Wilder captained the Black Bears to the Yankee Conference Championship his senior year. An All-New England quarterback in 1985, he left Maine as the school's all-time leading passer with 4,493 yards, and

is currently sixth behind Mike Buck, Emilio Colon, Fein, Eaton and Whitcomb on the career passing list. Wilder coached four of those former players and played with the fifth.

A 1982 graduate of Madison High School in Madison, Maine, Wilder was a highly recruited quarterback his senior year. He opted to attend Maine and in his sophomore year and led the Black Bears to their first of five consecutive winning seasons.

Upon graduation, Wilder served as a graduate assistant coach for two seasons under Jack Bicknell at Boston College, where he earned his master's degree in educational administration in 1990.

Wilder and his wife, Pam, live in Norfolk with their sons, Derek (15) and Drew (10).

**Playing Career**

1982-87 University of Maine

**Coaching Career**

1988-89 ..... Graduate Assistant, Boston College  
 1990-99 ..... Quarterbacks, University of Maine  
 2000..... Assistant Head Coach/  
 .....Offensive Coordinator, University of Maine  
 2001-06 ..... Associate Head Coach/  
 .....Offensive Coordinator, University of Maine  
 2007- present.....Head Coach, Old Dominion University

**Coaching Record**

Collegiate Overall Record ( Years) .....20-6 (3rd year)  
 Record at CAA Football Schools ( Years) ..... 0-1 (1st season)  
 Record in CAA Football Games (Years) ..... 0-1 (1st season)

**Year-By-Year**

Year:	School:	Record:	Conf.
2009	Old Dominion	9-2	0-0
2010	Old Dominion	8-3	0-0
2011	Old Dominion	3-1	0-1
Totals		20-6 (.770)	0-1 (.000)

## ASSISTANT COACH



# MARC BACOTE

DEFENSIVE BACKS

### THE BACOTE FILE:

Hometown: Hampton, Va.  
High School: Hampton High School  
College: James Madison '08

### COACHING HISTORY:

2011-present - Old Dominion - Defensive Backs  
2010-2011 - Rutgers - Player Development  
2008-2010 - Morehead State - Wide Receivers  
2008 - James Madison - Volunteer Assistant - Wide Receivers

### PLAYING EXPERIENCE:

2007 - Bossier-City Shreveport Battlewings (Arena2)  
2005-2006 - Manchester Wolves (Arena2) -  
2004 - Wichita Stealth (Arena2)  
2003 - Richmond Speed (Arena2)

## ASSISTANT HEAD COACH



# DEALTON COTTON

DEFENSIVE LINE

### THE COTTON FILE:

Hometown: Norfolk, Va.  
High School: Granby High School  
College: East Carolina '95  
Family: Wife - Tephania

### COACHING HISTORY:

2008 - present - Old Dominion - Defensive Line  
2003 - 2007 - Maury High School - Head Coach  
2001 - 2003 - Hertford County High - Head Coach

## ASSISTANT COACH



# BILL DEE

OFFENSIVE LINE

### THE DEE FILE:

Birthdate: April 6, 1953  
College: Mansfield State '75  
Family: Wife - Margaret; Son- William (22); Daughter - Katie (5)

### COACHING HISTORY:

2011 - present - Old Dominion - Offensive Line  
2009- 2011 - Christopher Newport University - Inside Linebackers  
1985-2008 - Phoebus H.S. - Head Coach  
1981-1984 - Southampton H.S. - Head Coach  
1979-1980 - Denbigh H.S. - Defensive Coordinator  
1975-1979 - Greene H.S. (N.Y.) - Defensive Coordinator

## ASSISTANT COACH



# JAROD DODSON

ASST. DEFENSIVE COORDINATOR


### THE DODSON FILE:

Hometown: Palmdale, Calif.  
High School: Highland  
College: South Dakota '99  
Family: Wife - Shannon, Daughters - Mariah (16), LaRae (5), JaelLynn (4), Kendyl (2)

### COACHING HISTORY:

2010 - present - Old Dominion - Secondary  
2009 - Buffalo - Cornerbacks  
2008 - South Dakota - Defensive Coordinator  
2007 - South Dakota - Wide Receivers/Defensive Backs  
2006 - South Dakota - Defensive Backs/Special Teams  
2005 - South Dakota - Wide Receivers  
2000 - 2004 - Michigan Tech - Linebackers/Defensive Backs/Special Teams

**ASSISTANT COACH**



**COREY  
HETHERMAN**

**ROVERS**

**THE HETHERMAN FILE:**

Hometown: Oxford, Mass.  
High School: Oxford  
College: Fitchburg State '06

**COACHING HISTORY:**

2010 - present - Old Dominion - Linebackers  
2010 - Western New England College - Offensive/  
Recruiting Coordinator  
2009 - 2010 - Northeastern - Outside Linebackers  
2007 - 2009 - Springfield College - Graduate Assistant  
2007 - Wuerzburg Panthers - Offensive Coordinator  
2006 - 2007 - King's College - Intern  
2006 - Carinthian Black Lions - Offensive Coordinator  
2006 - Fitchburg State College - Quarterbacks

**PLAYING EXPERIENCE:**

2007 - Wuerzburg Panthers (German Football League)  
2006 - Carinthian Black Lions (Austrian Football League)

**ASSISTANT COACH**



**KEITA  
MALLOY**

**PASS GAME COORDINATOR**

**WIDE RECEIVERS**

**TIGHT ENDS**

**THE MALLOY FILE:**

Hometown: Washington, D.C.  
High School: Bishop McNamara '89  
College: Delaware '95  
Family: Daughters - La-Nyah (13) and Elexa (11)

**COACHING HISTORY:**

2008 - present - Old Dominion - Wide Receivers / Tight  
Ends  
2006 - 2007 - Trinity College - Wide Receivers  
2004 - 2005 - Fordham - Running Backs  
2004 - Fordham - Tight Ends  
2002 - 2003 - West Georgia State - Wide Receivers /  
Special Teams  
2001 - 2002 - Washburn - Running Backs /Wide Receivers  
/ Special Teams  
2000- 2001 - Lafayette - Wide Receivers

**ASSISTANT COACH**



**ANDY  
RONDEAU**

**DEFENSIVE COORDINATOR**

**LINEBACKERS**

**THE RONDEAU FILE:**

Hometown: Holliston, Mass.  
High School: Holliston High School  
College: Syracuse '91  
Family: Wife - Tiffany; Son - Ryan (7); Daughters - Alison  
(6), Kiley (5)

**COACHING HISTORY:**

2007 - present - Old Dominion - Defensive Coordinator /  
Linebackers  
2006 - Maine - Defensive Backs / Special Teams Coordinator  
2004 - 2005 - Buffalo - Asst. Defensive Coordinator / Safeties  
2003 - Tennessee Martin - Defensive Coordinator / Linebackers  
1997 - 2002 - North Dakota State - Defensive Backs  
1994 - 1996 - Pittsburgh - Graduate Assistant / Defensive Backs  
1991 - 1993 - Northeastern University - Assistant Defensive  
Backs  
1990 - Syracuse - Student Manager

**ASSISTANT COACH**



**BRIAN  
SCOTT**

**OFFENSIVE COORDINATOR**

**OFFENSIVE LINE**


**THE SCOTT FILE:**

Hometown: Waterville, Maine  
High School: Waterville  
College: Maine '00

**COACHING HISTORY:**

2007 - present - Old Dominion - Offensive Coordinator /  
Offensive Line  
2004 - 2006 - Maine - Recruiting Coordinator / Offensive  
Line / Running Backs / Tight End  
2003 - Tennessee - Martin - Wide Receivers / Tight Ends  
/ Special Teams  
2002 - UMass - Lowell - Quarterbacks  
2000-2001 - Cony H.S. - Offensive Coordinator /  
Quarterbacks

**ASSISTANT COACH**



**RON  
WHITCOMB**

**RECRUITING COORDINATOR**

**THE WHITCOMB FILE:**

Hometown: Rochester, N.Y.  
High School: East Rochester High School  
College: Maine '06, Old Dominion '09

**COACHING HISTORY:**

2007 - present - Old Dominion - Quarterbacks

**ASSISTANT COACH**



**MICHAEL  
ZYSKOWSKI**

**RUNNING BACKS  
SPECIAL TEAMS**

**THE ZYSKOWSKI FILE:**

Birthdate: August 12, 1980  
Hometown: Grand Rapids, Mich.  
High School: Union High School  
College: Maine '06  
Family: Daughter - Marley (5), Son - Brandon (newborn)


**COACHING HISTORY:**

2008 - Present - Old Dominion University - Running Backs & Special Teams Coordinator  
2007 - Maine - Running Backs and Co-Special Team's Coordinator  
2005 - 2006 - Maine - Assistant Coach - Running Backs  
2004 - Maine - Student Assistant - Running Backs




**RYAN  
MARTIN**

**ASSOCIATE HEAD STRENGTH  
& CONDITIONING COACH**



**JOE  
MAKOVEC**

**ASSISTANT STRENGTH AND  
CONDITIONING COACH**




**TOMMY  
RAPIER**

**EQUIPMENT  
MANAGER**



**DANIEL  
CORNIER**

**ASSISTANT  
EQUIPMENT MANAGER**



**CHRIS  
CROUCH**

**DIRECTOR OF  
FOOTBALL OPERATIONS**



**KYLE  
NORO**

**ADMINISTRATIVE ASSISTANT  
FOR FOOTBALL**

## By-Quarter Stats

### 3rd-Down Conversions

Date	Opponent	Score	Overall	1st Qtr	2nd Qtr	3rd Qtr	4th Qtr	Overtime
Sep 03, 2011	CAMPBELL	W 41-14	5-16 31.2	1-4 25.0	2-4 50.0	1-6 16.7	1-2 50.0	
Sep 10, 2011	at Georgia State	W 40-17	5-16 31.2	2-4 50.0	0-3 0.0	1-4 25.0	2-5 40.0	
Sep 17, 2011	HAMPTON	W 45-42	7-16 43.8	2-5 40.0	2-3 66.7	1-3 33.3	2-5 40.0	
Sep 24, 2011	at Delaware	L 17-27	4-17 23.5	1-3 33.3	0-4 0.0	2-5 40.0	1-5 20.0	
	Old Dominion		21-65 32.3	6-16 37.5	4-14 28.6	5-18 27.8	6-17 35.3	0-0 0.0
	Opponents		23-72 31.9	4-15 26.7	9-23 39.1	5-18 27.8	5-16 31.2	0-0 0.0

### 4th-Down Conversions

Date	Opponent	Score	Overall	1st Qtr	2nd Qtr	3rd Qtr	4th Qtr	Overtime
Sep 03, 2011	CAMPBELL	W 41-14	2-5 40.0	2-3 66.7	0-1 0.0	0-0 0.0	0-1 0.0	
Sep 10, 2011	at Georgia State	W 40-17	0-0 0.0	0-0 0.0	0-0 0.0	0-0 0.0	0-0 0.0	
Sep 17, 2011	HAMPTON	W 45-42	1-2 50.0	0-1 0.0	0-0 0.0	0-0 0.0	1-1 100.0	
Sep 24, 2011	at Delaware	L 17-27	2-4 50.0	0-0 0.0	0-1 0.0	0-0 0.0	2-3 66.7	
	Old Dominion		5-11 45.5	2-4 50.0	0-2 0.0	0-0 0.0	3-5 60.0	0-0 0.0
	Opponents		3-10 30.0	0-2 0.0	2-4 50.0	0-0 0.0	1-4 25.0	0-0 0.0

### Time of Possession

Date	Opponent	Score	Overall	1st Qtr	2nd Qtr	3rd Qtr	4th Qtr	Overtime
Sep 03, 2011	CAMPBELL	W 41-14	27:12	7:12	6:00	8:51	5:09	
Sep 10, 2011	at Georgia State	W 40-17	31:22	8:59	7:09	6:11	9:03	
Sep 17, 2011	HAMPTON	W 45-42	28:48	6:41	7:45	6:09	8:13	
Sep 24, 2011	at Delaware	L 17-27	27:05	5:39	5:56	8:26	7:04	
	Old Dominion	Total	114:27	28:31	26:50	29:37	29:29	0:00
		Avg.	28:36	7:07	6:42	7:24	7:22	0:00
	Opponents	Total	125:33	31:29	33:10	30:23	30:31	0:00
		Avg.	31:23	7:52	8:17	7:35	7:37	0:00

## Red Zone Stats

### Old Dominion Inside Opponent Red-Zone

Date	Opponent	Score	Times	Times	Total	Rush	Pass	FGs	Failed to score inside RZ						
			In RZ	Scored	Pts	TDs	TDs	TDs	Made	FGA	Down	Int	Fumb	Half	Game
Sep 03, 2011	CAMPBELL	W 41-14	6	4	24	3	2	1	1	0	1	0	1	0	0
Sep 10, 2011	at Georgia State	W 40-17	6	4	27	4	3	1	0	0	0	0	1	1	0
Sep 17, 2011	HAMPTON	W 45-42	4	4	28	4	4	0	0	0	0	0	0	0	0
Sep 24, 2011	at Delaware	L 17-27	2	2	10	1	0	1	1	0	0	0	0	0	0
Totals			18	14	89	12	9	3	2	0	1	0	2	1	0
14 of 18 (77.8%)															

### Opponents Inside Old Dominion Red-Zone

Date	Opponent	Score	Times	Times	Total	Rush	Pass	FGs	Failed to score inside RZ						
			In RZ	Scored	Pts	TDs	TDs	TDs	Made	FGA	Down	Int	Fumb	Half	Game
Sep 03, 2011	CAMPBELL	W 41-14	3	2	14	2	0	2	0	0	1	0	0	0	0
Sep 10, 2011	at Georgia State	W 40-17	4	3	17	2	2	0	1	0	0	1	0	0	0
Sep 17, 2011	HAMPTON	W 45-42	6	6	35	4	3	1	2	0	0	0	0	0	0
Sep 24, 2011	at Delaware	L 17-27	3	2	10	1	0	1	1	1	0	0	0	0	0
Totals			16	13	76	9	5	4	4	1	1	1	0	0	0
13 of 16 (81.2%)															

## STARTING LINE-UPS

### OFFENSE

Date	Opponent	TE	LT	LG	C	RG	RT	QB	RB	WR	WR	WR
Sept. 5	Campbell	Blanco	Jensen	Born	Hensley	Carr	Lowney	DeMarco	Harper	Evans	Vaughan	Gill
Sept. 10	at Georgia St.	Blanco	Jensen	Born	Hensley	Duncan	Lowney	DeMarco	Harper	Evans	Vaughan	Gill
Sept. 17	Hampton	Blanco	Jensen	Born	Hensley	Duncan	Lowney	DeMarco	Harper	Evans	Vaughan	Lovitt
Sept. 24	at Delaware *	Blanco	Jensen	Born	Hensley	Duncan	Lowney	DeMarco	Harper	Evans	Vaughan	Gill

Oct. 1 UMass \*  
 Oct. 8 at Rhode Island \*  
 Oct. 15 Towson \*  
 Oct. 22 at Villanova \*  
 Oct. 29 James Madison \*  
 Nov. 5 Richmond \*  
 Nov. 12 at William & Mary \*

### DEFENSE

Date	Opponent	END	NOSE	TACKLE	STUD	ROVER	MIKE	BACKER	CB	CB	SS	FS
Sept. 5	Campbell	McClam	Burnette	Cameron	King	Wilkins	Williams	Arain	Cowart	Lewis	Simmons	Powell
Sept. 10	at Georgia St.	McClam	Burnette	Cameron	King	Wilkins	Williams	Arain	Cowart	Lewis	Simmons	Powell
Sept. 17	Hampton	McClam	Burnette	Cameron	King	Wilkins	Williams	Arain	M. Wilkins	Lewis	Simmons	Powell
Sept. 24	at Delaware *	McClam	Burnette	Cameron	King	Wilkins	Williams	Arain	M. Wilkins	Lewis	Simmons	Powell

Oct. 1 UMass \*  
 Oct. 8 at Rhode Island \*  
 Oct. 15 Towson \*  
 Oct. 22 at Villanova \*  
 Oct. 29 James Madison \*  
 Nov. 5 Richmond \*  
 Nov. 12 at William & Mary \*



**PASSING GAME-BY-GAME**

<b>#17 Thomas DeMarco</b>	<b>Comp</b>	<b>Att</b>	<b>Int</b>	<b>Pct</b>	<b>Yards</b>	<b>TD</b>	<b>Long</b>	<b>Sacked</b>	<b>Effic</b>
CAMPBELL	29	38	1	76.3	310	2	43	2-11	156.95
Georgia State	13	21	0	61.9	126	1	23	1-8	128.02
Hampton	20	29	1	69.0	172	0	23	2-12	111.89
Delaware	23	46	1	50.0	207	1	37	1-3	90.63
<b>TOTALS</b>	<b>85</b>	<b>134</b>	<b>3</b>	<b>63.4</b>	<b>815</b>	<b>4</b>	<b>43</b>	<b>6-34</b>	<b>119.90</b>

<b>#11 Nate Ong</b>	<b>Comp</b>	<b>Att</b>	<b>Int</b>	<b>Pct</b>	<b>Yards</b>	<b>TD</b>	<b>Long</b>	<b>Sacked</b>	<b>Effic</b>
CAMPBELL	3	5	1	60.0	55	0	32	0-0	112.40
<b>TOTALS</b>	<b>3</b>	<b>5</b>	<b>1</b>	<b>60.0</b>	<b>55</b>	<b>0</b>	<b>32</b>	<b>0-0</b>	<b>112.40</b>

**RUSHING GAME-BY-GAME**

<b>RUSHING</b>	<b>No-Yds/TD</b>	<b>CAMPBE</b>	<b>GSU</b>	<b>HAM</b>	<b>DELAWA</b>
Colby Goodwyn RB	60-311/2	DNP	24-184/1	23-79/1	13-48/0
Angus Harper RB	44-217/3	10-28/1	16-67/0	15-111/2	3-11/0
Thomas DeMarco QB	42-96/5	9-13/1	9-11/2	11-29/2	13-43/0
Lorenzo Smith RB	20-94/0	15-74/0	5-20/0	DNP	DNP
Antonio Vaughan WR	2-39/1	1-30/1	-	-	1-9/0
Jonathan Plisco P	1-15/0	-	-	-	1-15/0
<b>TEAM</b>	<b>1--4/0</b>	<b>1--4/0</b>	<b>-</b>	<b>-</b>	<b>DNP</b>

**RECEIVING GAME-BY-GAME**

<b>RECEIVING</b>	<b>No-Yds/TD</b>	<b>CAMPBE</b>	<b>GSU</b>	<b>HAM</b>	<b>DELAWA</b>
Antonio Vaughan WR	17-182/2	6-97/1	4-27/0	5-49/0	2-9/1
Reid Evans WR	19-177/1	3-27/0	2-13/1	6-57/0	8-80/0
Angus Harper RB	12-94/0	7-58/0	1-5/0	3-22/0	1-9/0
Larry Pinkard WR	8-86/0	3-16/0	2-34/0	2-27/0	1-9/0
Prentice Gill WR	9-85/0	3-38/0	2-21/0	1-7/0	3-19/0
Nick Mayers WR	7-85/0	DNP	1-20/0	-	6-65/0
Kai Blanco TE	6-62/1	4-52/1	1-6/0	1-4/0	-
Blair Roberts WR	3-55/0	3-55/0	-	-	-
Colby Goodwyn RB	4-22/0	DNP	-	2-6/0	2-16/0
Marquel Thomas WR	1-11/0	1-11/0	-	-	-
Jakwail Bailey WR	1-10/0	1-10/0	-	-	-
Dorian Jackson WR	1-1/0	1-1/0	-	DNP	DNP

**ALL-PURPOSE YARDS GAME-BY-GAME**

<b>ALL-PURPOSE YARDS</b>	<b>Total</b>	<b>CAMPBE</b>	<b>GSU</b>	<b>HAM</b>	<b>DELAWA</b>
Colby Goodwyn	498	DNP	222	186	90
Angus Harper	311	86	72	133	20
Antonio Vaughan	298	191	30	59	18
Reid Evans	227	56	28	58	85
Aaron Evans	140	-	47	-	93
Thomas DeMarco	100	13	11	29	47
Lorenzo Smith	94	74	20	DNP	DNP
Larry Pinkard	91	16	34	32	9
Blair Roberts	91	55	36	-	-
Prentice Gill	85	38	21	7	19
Nick Mayers	85	DNP	20	-	65
Kai Blanco	58	52	2	4	-
Devon Simmons	33	-	33	-	-
James Faircloth	33	-	-	33	-
Jonathan Plisco	15	-	-	-	15
Carvin Powell	14	-	14	-	-
Paul Morant	12	12	-	-	-
Marquel Thomas	11	11	-	-	-
Jakwail Bailey	10	10	-	-	-

**TACKLES GAME-BY-GAME**

Total Tackles	UA-A	Total	CAMPBE	GSU	HAM	DELAWA
Craig Wilkins LB	27-14	41	2-4	6-3	12-5	7-2
Ronnie Cameron DT	10-15	25	3-6	5-3	2-3	0-3
Chad King DE	10-12	22	3-3	2-4	4-4	1-1
J.J. Williams LB	8-13	21	0-4	2-2	1-2	5-5
Eriq Lewis CB	17-3	20	3-1	2-0	6-1	6-1
Carvin Powell SAF	14-5	19	3-2	3-0	1-2	7-1
Alex Arain LB	9-7	16	2-2	1-1	2-2	4-2
Chris Burnette DT	5-9	14	2-3	-	0-3	3-3
Devon Simmons SAF	5-9	14	2-5	0-1	1-0	2-3
Edmon McClam DT	5-8	13	0-3	1-0	4-2	0-3
Paul Morant SAF	8-5	13	4-1	3-1	1-1	0-2
John Darr LB	7-5	12	2-1	3-4	2-0	-
Michael Colbert LB	5-6	11	DNP	1-1	0-2	4-3
Keenan Terry CB	7-2	9	2-1	0-1	5-0	-
Markell Wilkins CB	5-4	9	1-1	2-0	0-1	2-2
Aaron Evans CB	5-3	8	-	1-2	2-1	2-0
T.J. Cowart CB	4-4	8	0-2	4-2	DNP	DNP
Patrick Young LB	1-5	6	0-1	1-1	-	0-3
Fred Credle SAF	1-4	5	0-4	-	1-0	-
Alex Johnson DE	0-5	5	0-5	DNP	-	DNP
Nick Mayers	2-2	4	DNP	-	1-0	1-2
Erik Saylor DT	1-3	4	-	1-0	0-1	0-2
D. Guinn-Bailey DT	2-2	4	2-1	-	-	0-1
Xavier Duckett LB	3-1	4	1-0	2-1	DNP	-
Neal Hale SAF	2-2	4	-	2-0	0-1	0-1
Nate Barnes DT	0-4	4	0-2	0-1	DNP	0-1
B.J. McLaughlin DE	1-2	3	0-2	1-0	DNP	DNP
Rick Lovato	2-0	2	-	1-0	-	1-0
Preston Smith DE	0-2	2	0-1	DNP	0-1	DNP
Robbie Duncan	0-2	2	-	0-1	-	0-1
Reid Evans	0-1	1	-	-	0-1	-
Jakwail Bailey	1-0	1	1-0	-	-	-
James Faircloth LB	1-0	1	-	1-0	-	-
Jarod Brown	0-1	1	0-1	-	-	-
Tommy Reamon	0-1	1	-	0-1	DNP	DNP
Jack Lowney	1-0	1	-	-	-	1-0
Lorenzo Smith	1-0	1	1-0	-	DNP	DNP
Larry Pinkard	1-0	1	-	1-0	-	-
Prentice Gill	0-1	1	-	-	0-1	-

**TACKLES FOR LOSS GAME-BY-GAME**

TACKLES FOR LOSS	UA-A	Total	CAMPBE	GSU	HAM	DELAWA
Ronnie Cameron DT	3-6	6.0	2.0-10	2.0-18	1.0-1	1.0-2
Chad King DE	2-3	3.5	1.5-11	0.5-2	1.0-3	0.5-3
Edmon McClam DT	2-1	2.5	-	-	2.0-12	0.5-1
D. Guinn-Bailey DT	2-1	2.5	2.0-9	-	-	0.5-1
Eriq Lewis CB	2-1	2.5	-	-	2.0-4	0.5-2
Craig Wilkins LB	2-0	2.0	-	1.0-2	1.0-4	-
John Darr LB	1-2	2.0	0.5-0	0.5-4	1.0-3	-
Erik Saylor DT	1-1	1.5	-	1.0-2	-	0.5-1
Patrick Young LB	1-1	1.5	0.5-4	1.0-1	-	-
Fred Credle SAF	0-2	1.0	1.0-7	-	-	-
Alex Arain LB	1-0	1.0	1.0-4	-	-	-
B.J. McLaughlin DE	0-1	0.5	0.5-4	-	DNP	DNP
Nate Barnes DT	0-1	0.5	0.5-1	-	DNP	-
Alex Johnson DE	0-1	0.5	0.5-1	DNP	-	DNP
J.J. Williams LB	0-1	0.5	-	-	-	0.5-1

**SACKS GAME-BY-GAME**

<b>SACKS</b>	<b>UA-A</b>	<b>Total</b>	<b>CAMPBE</b>	<b>GSU</b>	<b>HAM</b>	<b>DELAWA</b>
Ronnie Cameron DT	1-3	2.5	0.5-4	2.0-18	-	-
Chad King DE	2-1	2.5	1.0-7	0.5-2	1.0-3	-
Edmon McClam DT	2-0	2.0	-	-	2.0-12	-
D. Guinn-Bailey DT	1-0	1.0	1.0-5	-	-	-
Erik Saylor DT	1-0	1.0	-	1.0-2	-	-
John Darr LB	0-1	0.5	-	0.5-4	-	-
Alex Johnson DE	0-1	0.5	0.5-1	DNP	-	DNP
Fred Credle SAF	0-1	0.5	0.5-4	-	-	-
B.J. McLaughlin DE	0-1	0.5	0.5-4	-	DNP	DNP
Patrick Young LB	0-1	0.5	0.5-4	-	-	-
Nate Barnes DT	0-1	0.5	0.5-1	-	DNP	-

**FUMBLES GAME-BY-GAME**

<b>FUMBLES</b>	<b>No-Lost</b>	<b>CAMPBE</b>	<b>GSU</b>	<b>HAM</b>	<b>DELAWA</b>
Thomas DeMarco QB	2-0	1-0	-	-	1-0
Colby Goodwyn RB	2-2	DNP	1-1	-	1-1
Paul Morant	1-0	1-0	-	-	-
Antonio Vaughan WR	1-1	-	1-1	-	-
Kai Blanco TE	1-0	-	1-0	-	-
Lorenzo Smith RB	1-1	1-1	-	DNP	DNP
Angus Harper RB	1-1	-	-	1-1	-
Aaron Evans	1-0	-	-	-	1-0

<b>FUMBLES FORCED</b>	<b>Number</b>	<b>CAMPBE</b>	<b>GSU</b>	<b>HAM</b>	<b>DELAWA</b>
Edmon McClam	2	-	-	2	-
Eriq Lewis	2	-	-	1	1
John Darr	1	-	-	1	-
Rick Lovato LS	1	-	-	-	1
Keenan Terry	1	1	-	-	-

<b>FUMBLES RECOVERED</b>	<b>Number</b>	<b>CAMPBE</b>	<b>GSU</b>	<b>HAM</b>	<b>DELAWA</b>
Carvin Powell	1	-	-	-	1
Chris Lovitt WR	1	-	-	-	1
Paul Morant	1	-	-	1	-
John Darr	1	1	-	-	-
Ronnie Cameron	1	-	-	1	-

**RETURNS GAME-BY-GAME**

<b>PUNT RETURNS</b>	<b>No-Yds</b>	<b>CAMPBE</b>	<b>GSU</b>	<b>HAM</b>	<b>DELAWA</b>
Reid Evans	9-50	5-29	2-15	1-1	1-5
James Faircloth	1-33	-	-	1-33	-
Antonio Vaughan	3-19	1-16	2-3	-	-
Alex Arain	1-0	-	1-0	-	-

<b>KICK RETURNS</b>	<b>No-Yds</b>	<b>CAMPBE</b>	<b>GSU</b>	<b>HAM</b>	<b>DELAWA</b>
Colby Goodwyn	8-165	DNP	1-38	5-101	2-26
Aaron Evans	6-140	-	2-47	-	4-93
Antonio Vaughan	4-58	3-48	-	1-10	-
Thomas DeMarco	1-4	-	-	-	1-4
Kai Blanco	1-4	-	1-4	-	-

<b>INT. RETURNS</b>	<b>No-Yds</b>	<b>CAMPBE</b>	<b>GSU</b>	<b>HAM</b>	<b>DELAWA</b>
Devon Simmons	1-33	-	1-33	-	-
Paul Morant	1-12	1-12	-	-	-
Carvin Powell	1-14	-	1-14	-	-
Eriq Lewis	1-0	-	1-0	-	-

<b>FUMBLE RETURNS</b>	<b>No-Yds</b>	<b>CAMPBE</b>	<b>GSU</b>	<b>HAM</b>	<b>DELAWA</b>
Chris Lovitt	1-18	-	-	-	1-18

# Old Dominion (3 - 1 - 0)

Thru: 09/24/2011 - Week 4

## TEAM RANKINGS

121 teams ranked in Football Championship Subdivision  
11 teams ranked in the Colonial Conference

### 2011 SCHEDULE AND RESULTS

3-1 L-1

Colonial Conference Record: 0-1

Sat 09/03/2011	CAMPBELL *	41 - 14	W
Sat 09/10/2011	@ Georgia St.	40 - 17	W
Sat 09/17/2011	HAMPTON *	45 - 42	W
Sat 09/24/2011	@ Delaware	17 - 27	L
Sat 10/01/2011	MASSACHUSETTS *		
Sat 10/08/2011	@ Rhode Island		
Sat 10/15/2011	TOWSON		
Sat 10/22/2011	@ Villanova		
Sat 10/29/2011	JAMES MADISON		
Sat 11/05/2011	RICHMOND		
Sat 11/12/2011	@ William & Mary		

HOME GAME IN CAPS \* Night Game ^ Neutral Site  
OT Overtime Game

Category	National Rank	Actual	National Leader	Actual	Conf Rank	Colonial Conference Leader	Actual
Rushing Offense	28	192.00	Ga. Southern	416.00	3	Towson	246.00
Passing Offense	51	217.50	Morehead St.	415.75	4	Richmond	252.00
Total Offense	28	409.50	Morehead St.	550.25	2	Towson	460.00
Scoring Offense	14	35.75	Ga. Southern	48.33	3	Towson	38.33
Rushing Defense	11	88.00	Jackson St.	56.25	1	Old Dominion	88.00
Pass Efficiency Defense	27	110.89	Texas Southern	54.34	5	Maine	95.29
Total Defense	31	325.75	Texas Southern	144.33	5	Towson	288.33
Scoring Defense	54	25.00	Towson	10.00	8	Towson	10.00
Net Punting	17	38.08	Fordham	44.32	3	Villanova	39.30
Punt Returns	43	10.21	Gardner-Webb	27.67	6	Rhode Island	25.50
Kickoff Returns	102	18.15	Northern Ariz.	35.09	11	Massachusetts	29.67
Turnover Margin	T-54	.00	Alabama St.	4.00	4	Towson	1.67
Pass Defense	86	237.75	Texas Southern	67.00	8	Towson	134.67
Passing Efficiency	67	119.62	Furman	186.04	7	Towson	182.67
Sacks	T-14	3.00	North Dakota St.	5.00	2	Rhode Island	3.33
Tackles For Loss	31	7.00	North Dakota St.	10.33	2	Rhode Island	8.67
Sacks Allowed	T-45	1.50	Tenn.-Martin	.00	4	Delaware	.75

T=tied at this ranking

## PLAYER RANKINGS

Player must have played in 75% of team's games  
Summary of the top 100 national leaders and top 25 conference leaders  
15 categories ranked

Category	Player	National Rank	Actual	National Leader	Actual	Conf Rank	Colonial Conference Leader	Actual
Rushing	Colby Goodwyn	18	103.67	Harbridge (St. Francis (PA))	154.25	2	Hernandez (Massachusetts)	132.67
	Angus Harper		54.25			10		
Passing Efficiency (Min. 15 Att./Game)	Thomas DeMarco	64	119.90	Forcier (Furman)	212.73	9	Enders (Towson)	167.95
Total Offense	Thomas DeMarco	43	227.75	Lum (Lehigh)	370.50	4	Decker (New Hampshire)	284.00
	Colby Goodwyn		103.67			13		
Receptions Per Game	Angus Harper		54.25			23		
	Reid Evans	T-68	4.75	Rumble (Idaho St.)	11.00	6	Gray (Richmond)	8.50
Receiving Yards Per Game	Antonio Vaughan		4.25			10		
	Angus Harper		3.00			T-18		
	Antonio Vaughan		45.50	Rumble (Idaho St.)	156.50	11	Gray (Richmond)	126.00
Interceptions	Reid Evans		44.25			12		
	Devon Simmons		.25	Riley (Alabama St.)	1.25	T-20	Nelms (Massachusetts)	.67
	Paul Morant		.25			T-20		
Punting (Min. 3.6 Punts/Game)	Eriq Lewis		.25			T-20		
	Carvin Powell		.25			T-20		
	Jonathan Plisco	3	47.09	Murray (Fordham)	47.44	1	Plisco (Old Dominion)	47.09
Punt Returns (Min. 1.2 Ret./Game)	Reid Evans	53	5.56	Abuhoff (Dartmouth)	30.00	3	Coston (Maine)	15.00
Kickoff Returns (Min. 1.2 Ret./Game)	Aaron Evans	58	23.33	Scott (Ga. Southern)	41.86	9	Julmiste (Massachusetts)	33.20
	Colby Goodwyn		20.62			12		
Field Goals	Jarod Brown	T-13	1.50	Estep (Norfolk St.)	2.75	T-2	Kamin (Richmond)	1.67
Scoring	Jarod Brown	T-34	8.75	McCaffrey (Portland St.)	14.00	5	Decker (New Hampshire)	10.67
	Thomas DeMarco	T-52	7.50			T-9		
	Angus Harper		4.50			T-22		
All-Purpose Runners	Antonio Vaughan		4.50			T-22		
	Colby Goodwyn	14	166.00	Truss (Samford)	215.67	2	Peters (New Hampshire)	212.00
	Angus Harper		77.75			19		
Sacks	Antonio Vaughan		74.50			21		
	Chad King	T-83	.62	Hamilton (Prairie View)	1.75	T-8	Johnson (Rhode Island)	1.00
	Ronnie Cameron	T-83	.62			T-8		
Tackles	Edmon McClam		.50			T-10		
	Craig Wilkins	T-25	10.25	Evans (New Hampshire)	17.33	6	Evans (New Hampshire)	17.33
	Tackles For Loss	Ronnie Cameron	T-33	1.50	Johnson (Rhode Island)	2.83	T-2	Johnson (Rhode Island)
	Chad King		.88			T-14		

T=tied at this ranking

**Old Dominion Game Superlatives (as of Sep 28, 2011)  
All games**

**INDIVIDUAL GAME HIGHS**

Rushes	24	Colby Goodwyn at Georgia State (Sep 10, 2011)
Yards Rushing	184	Colby Goodwyn at Georgia State (Sep 10, 2011)
TD Rushes	2	Thomas DeMarco at Georgia State (Sep 10, 2011)
	2	Angus Harper vs Hampton (Sep 17, 2011)
	2	Thomas DeMarco vs Hampton (Sep 17, 2011)
Long Rush	53	Colby Goodwyn at Georgia State (Sep 10, 2011)
Pass attempts	46	Thomas DeMarco at Delaware (Sep 24, 2011)
Pass completions	29	Thomas DeMarco vs CAMPBELL (Sep 03, 2011)
Yards Passing	310	Thomas DeMarco vs CAMPBELL (Sep 03, 2011)
TD Passes	2	Thomas DeMarco vs CAMPBELL (Sep 03, 2011)
Long Pass	43	Thomas DeMarco vs CAMPBELL (Sep 03, 2011)
Receptions	8	Reid Evans at Delaware (Sep 24, 2011)
Yards Receiving	97	Antonio Vaughan vs CAMPBELL (Sep 03, 2011)
TD Receptions	1	Antonio Vaughan vs CAMPBELL (Sep 03, 2011)
	1	Kai Blanco vs CAMPBELL (Sep 03, 2011)
	1	Reid Evans at Georgia State (Sep 10, 2011)
	1	Antonio Vaughan at Delaware (Sep 24, 2011)
Long Reception	43	Antonio Vaughan vs CAMPBELL (Sep 03, 2011)
Field Goals	2	Jarod Brown vs CAMPBELL (Sep 03, 2011)
	2	Jarod Brown at Georgia State (Sep 10, 2011)
Long Field Goal	51	Jarod Brown at Georgia State (Sep 10, 2011)
Punts	9	Jonathan Plisco at Georgia State (Sep 10, 2011)
Punting Avg	54.0	Thomas DeMarco vs CAMPBELL (Sep 03, 2011)
Long Punt	61	Jonathan Plisco at Georgia State (Sep 10, 2011)
Punts inside 20	2	Jonathan Plisco vs CAMPBELL (Sep 03, 2011)
	2	Thomas DeMarco vs Hampton (Sep 17, 2011)
Long Punt Return	36	Blair Roberts at Georgia State (Sep 10, 2011)
Long Kickoff Return	38	Colby Goodwyn at Georgia State (Sep 10, 2011)
Tackles	17	Craig Wilkins vs Hampton (Sep 17, 2011)
Sacks	2.0	Ronnie Cameron at Georgia State (Sep 10, 2011)
	2.0	Edmon McClam vs Hampton (Sep 17, 2011)
Tackles For Loss	2.0	D. Guinn-Bailey vs CAMPBELL (Sep 03, 2011)
	2.0	Ronnie Cameron vs CAMPBELL (Sep 03, 2011)
	2.0	Ronnie Cameron at Georgia State (Sep 10, 2011)
	2.0	Eriq Lewis vs Hampton (Sep 17, 2011)
	2.0	Edmon McClam vs Hampton (Sep 17, 2011)
Interceptions	1	Paul Morant vs CAMPBELL (Sep 03, 2011)
	1	Devon Simmons at Georgia State (Sep 10, 2011)
	1	Eriq Lewis at Georgia State (Sep 10, 2011)
	1	Carvin Powell at Georgia State (Sep 10, 2011)

**Old Dominion Game Superlatives (as of Sep 28, 2011)**  
**All games**

**TEAM GAME HIGHS**

Rushes	54	at Georgia State (Sep 10, 2011)
Yards Rushing	282	at Georgia State (Sep 10, 2011)
Yards Per Rush	5.2	at Georgia State (Sep 10, 2011)
TD Rushes	5	vs Hampton (Sep 17, 2011)
Pass attempts	46	at Delaware (Sep 24, 2011)
Pass completions	32	vs CAMPBELL (Sep 03, 2011)
Yards Passing	365	vs CAMPBELL (Sep 03, 2011)
Yards Per Pass	8.5	vs CAMPBELL (Sep 03, 2011)
TD Passes	2	vs CAMPBELL (Sep 03, 2011)
Total Plays	79	vs CAMPBELL (Sep 03, 2011)
Total Offense	506	vs CAMPBELL (Sep 03, 2011)
Yards Per Play	6.4	vs CAMPBELL (Sep 03, 2011)
Points	45	vs Hampton (Sep 17, 2011)
Sacks By	5	vs CAMPBELL (Sep 03, 2011)
First Downs	26	vs Hampton (Sep 17, 2011)
Penalties	8	vs CAMPBELL (Sep 03, 2011)
	8	at Delaware (Sep 24, 2011)
Penalty Yards	93	vs Hampton (Sep 17, 2011)
Turnovers	3	vs CAMPBELL (Sep 03, 2011)
Interceptions By	3	at Georgia State (Sep 10, 2011)
Punts	9	at Georgia State (Sep 10, 2011)
Punting Avg	48.6	at Delaware (Sep 24, 2011)
Long Punt	61	at Georgia State (Sep 10, 2011)
Punts inside 20	2	vs CAMPBELL (Sep 03, 2011)
	2	vs Hampton (Sep 17, 2011)
Long Punt Return	36	at Georgia State (Sep 10, 2011)

**Old Dominion Game Superlatives (as of Sep 28, 2011)  
All games**

**OPPONENT INDIVIDUAL GAME HIGHS**

Rushes	20	Hayes, at Delaware (Sep 24, 2011)
Yards Rushing	66	LEGREE,David, vs Hampton (Sep 17, 2011)
	66	Hayes, at Delaware (Sep 24, 2011)
TD Rushes	1	Russell, Donald, at Georgia State (Sep 10, 2011)
	1	Evans, Travis, at Georgia State (Sep 10, 2011)
	1	CHISHOLM,Antwon, vs Hampton (Sep 17, 2011)
	1	WASHINGTON,Jorr, vs Hampton (Sep 17, 2011)
	1	LEGREE,David, vs Hampton (Sep 17, 2011)
Long Rush	15	Evans, Travis, at Georgia State (Sep 10, 2011)
	15	McCLOUDE,Antoni, vs Hampton (Sep 17, 2011)
	15	LEGREE,David, vs Hampton (Sep 17, 2011)
Pass attempts	40	SMITH, Braden, vs CAMPBELL (Sep 03, 2011)
Pass completions	26	Donnelly, at Delaware (Sep 24, 2011)
Yards Passing	304	Donnelly, at Delaware (Sep 24, 2011)
TD Passes	2	SMITH, Braden, vs CAMPBELL (Sep 03, 2011)
	2	Donnelly, at Delaware (Sep 24, 2011)
Long Pass	46	LEGREE,David, vs Hampton (Sep 17, 2011)
Receptions	8	BROWN,Javris, vs Hampton (Sep 17, 2011)
Yards Receiving	117	White, at Delaware (Sep 24, 2011)
TD Receptions	1	DODSON, Preston, vs CAMPBELL (Sep 03, 2011)
	1	CRAMER, Jordan, vs CAMPBELL (Sep 03, 2011)
	1	HICKS,Reginald, vs Hampton (Sep 17, 2011)
	1	Jones, at Delaware (Sep 24, 2011)
	1	White, at Delaware (Sep 24, 2011)
Long Reception	46	McCAIN,Dyrri, vs Hampton (Sep 17, 2011)
Field Goals	4	Baner, at Delaware (Sep 24, 2011)
Long Field Goal	43	Baner, at Delaware (Sep 24, 2011)
Punts	10	Hubbard, Matt, at Georgia State (Sep 10, 2011)
Punting Avg	43.6	Zaragoza, at Delaware (Sep 24, 2011)
Long Punt	60	Zaragoza, at Delaware (Sep 24, 2011)
Punts inside 20	7	Hubbard, Matt, at Georgia State (Sep 10, 2011)
Long Punt Return	31	Jones, at Delaware (Sep 24, 2011)
Long Kickoff Return	60	Hawkins, at Delaware (Sep 24, 2011)
Tackles	17	TYLER,Delbert, vs Hampton (Sep 17, 2011)
Sacks	2.0	ROBINSON, J., vs CAMPBELL (Sep 03, 2011)
	2.0	PEDEN,Terry, vs Hampton (Sep 17, 2011)
Tackles For Loss	2.5	ROBINSON, J., vs CAMPBELL (Sep 03, 2011)
	2.5	TYLER,Delbert, vs Hampton (Sep 17, 2011)
Interceptions	1	BARNES, Terrell, vs CAMPBELL (Sep 03, 2011)
	1	BURRIS, Colten, vs CAMPBELL (Sep 03, 2011)
	1	BLAKE,Justin, vs Hampton (Sep 17, 2011)
	1	Burley, at Delaware (Sep 24, 2011)



**Old Dominion Game Superlatives (as of Sep 28, 2011)  
All games**

**OPPONENT TEAM GAME HIGHS**

Rushes	42	vs Hampton (Sep 17, 2011)
Yards Rushing	137	vs Hampton (Sep 17, 2011)
Yards Per Rush	3.3	vs Hampton (Sep 17, 2011)
TD Rushes	3	vs Hampton (Sep 17, 2011)
Pass attempts	44	at Georgia State (Sep 10, 2011)
Pass completions	26	at Delaware (Sep 24, 2011)
Yards Passing	304	at Delaware (Sep 24, 2011)
Yards Per Pass	7.8	at Delaware (Sep 24, 2011)
TD Passes	2	vs CAMPBELL (Sep 03, 2011)
	2	at Delaware (Sep 24, 2011)
Total Plays	81	vs CAMPBELL (Sep 03, 2011)
Total Offense	397	vs Hampton (Sep 17, 2011)
Yards Per Play	5.2	vs Hampton (Sep 17, 2011)
Points	42	vs Hampton (Sep 17, 2011)
Sacks By	2	vs CAMPBELL (Sep 03, 2011)
	2	vs Hampton (Sep 17, 2011)
First Downs	24	vs Hampton (Sep 17, 2011)
Penalties	10	vs Hampton (Sep 17, 2011)
Penalty Yards	85	vs Hampton (Sep 17, 2011)
Turnovers	3	at Georgia State (Sep 10, 2011)
Interceptions By	2	vs CAMPBELL (Sep 03, 2011)
Punts	10	at Georgia State (Sep 10, 2011)
Punting Avg	43.6	at Delaware (Sep 24, 2011)
Long Punt	60	at Delaware (Sep 24, 2011)
Punts inside 20	7	at Georgia State (Sep 10, 2011)
Long Punt Return	31	at Delaware (Sep 24, 2011)

**Old Dominion Overall Team Statistics (as of Sep 24, 2011)**  
**All games**

<b>Team Statistics</b>	<b>ODU</b>	<b>OPP</b>
SCORING	143	100
Points Per Game	35.8	25.0
FIRST DOWNS	83	75
Rushing	32	23
Passing	44	44
Penalty	7	8
RUSHING YARDAGE	768	352
Yards gained rushing	828	503
Yards lost rushing	60	151
Rushing Attempts	170	155
Average Per Rush	4.5	2.3
Average Per Game	192.0	88.0
TDs Rushing	11	5
PASSING YARDAGE	870	951
Comp-Att-Int	88-139-4	88-159-4
Average Per Pass	6.3	6.0
Average Per Catch	9.9	10.8
Average Per Game	217.5	237.8
TDs Passing	4	5
TOTAL OFFENSE	1638	1303
Total Plays	309	314
Average Per Play	5.3	4.1
Average Per Game	409.5	325.8
KICK RETURNS: #-Yards	20-363	27-653
PUNT RETURNS: #-Yards	14-143	13-165
INT RETURNS: #-Yards	4-59	4-37
KICK RETURN AVERAGE	18.1	24.2
PUNT RETURN AVERAGE	10.2	12.7
INT RETURN AVERAGE	14.8	9.2
FUMBLES-LOST	10-5	11-5
PENALTIES-Yards	29-282	26-214
Average Per Game	70.5	53.5
PUNTS-Yards	25-1157	27-1116
Average Per Punt	46.3	41.3
Net punt average	38.1	36.0
TIME OF POSSESSION/Game	28:37	31:23
3RD-DOWN Conversions	21/65	23/72
3rd-Down Pct	32%	32%
4TH-DOWN Conversions	5/11	3/10
4th-Down Pct	45%	30%
SACKS BY-Yards	12-71	6-34
MISC YARDS	30	0
TOUCHDOWNS SCORED	18	11
FIELD GOALS-ATTEMPTS	6-6	7-9
ON-SIDE KICKS	0-0	0-0
RED-ZONE SCORES	(14-18) 78%	(13-16) 81%
RED-ZONE TOUCHDOWNS	(12-18) 67%	(9-16) 56%
PAT-ATTEMPTS	(17-18) 94%	(9-9) 100%
ATTENDANCE	39636	28490
Games/Avg Per Game	2/19818	2/14245
Neutral Site Games		0/0

<b>Score by Quarters</b>	<b>1st</b>	<b>2nd</b>	<b>3rd</b>	<b>4th</b>	<b>oT</b>	<b>Total</b>
Old Dominion	34	45	29	35	0	143
Opponents	20	31	20	29	0	100

## Old Dominion Overall Individual Statistics (as of Sep 24, 2011) All games

<b>Rushing</b>	gp	att	gain	loss	net	avg	td	lg	avg/g
Colby Goodwyn	3	60	322	11	311	5.2	2	53	103.7
Angus Harper	4	44	224	7	217	4.9	3	39	54.2
Thomas DeMarco	4	42	134	38	96	2.3	5	16	24.0
Lorenzo Smith	2	20	94	0	94	4.7	0	12	47.0
Antonio Vaughan	4	2	39	0	39	19.5	1	30	9.8
Jonathan Plisco	4	1	15	0	15	15.0	0	15	3.8
TEAM	2	1	0	4	-4	-4.0	0	0	-2.0
Total	4	170	828	60	768	4.5	11	53	192.0
Opponents	4	155	503	151	352	2.3	5	15	88.0

<b>Passing</b>	gp	effic	comp-att-int	pct	yds	td	lg	avg/g
Thomas DeMarco	4	119.90	85-134-3	63.4	815	4	43	203.8
Nate Ong	1	112.40	3-5-1	60.0	55	0	32	55.0
Total	4	119.63	88-139-4	63.3	870	4	43	217.5
Opponents	4	110.93	88-159-4	55.3	951	5	46	237.8

<b>Receiving</b>	gp	no.	yds	avg	td	lg	avg/g
Reid Evans	4	19	177	9.3	1	28	44.2
Antonio Vaughan	4	17	182	10.7	2	43	45.5
Angus Harper	4	12	94	7.8	0	21	23.5
Prentice Gill	4	9	85	9.4	0	35	21.2
Larry Pinkard	4	8	86	10.8	0	23	21.5
Nick Mayers	3	7	85	12.1	0	37	28.3
Kai Blanco	4	6	62	10.3	1	26	15.5
Colby Goodwyn	3	4	22	5.5	0	13	7.3
Blair Roberts	4	3	55	18.3	0	32	13.8
Marquel Thomas	4	1	11	11.0	0	11	2.8
Jakwail Bailey	4	1	10	10.0	0	10	2.5
Dorian Jackson	2	1	1	1.0	0	1	0.5
Total	4	88	870	9.9	4	43	217.5
Opponents	4	88	951	10.8	5	46	237.8

<b>Punt Returns</b>	no.	yds	avg	td	lg
Reid Evans	9	50	5.6	0	22
Antonio Vaughan	3	19	6.3	0	16
James Faircloth	1	33	33.0	0	0
Alex Arain	1	0	0.0	0	0
Blair Roberts	0	36	0.0	1	36
Larry Pinkard	0	5	0.0	1	5
Total	14	143	10.2	2	36
Opponents	13	165	12.7	0	31

<b>Interceptions</b>	no.	yds	avg	td	lg
Paul Morant	1	12	12.0	0	12
Carvin Powell	1	14	14.0	0	14
Devon Simmons	1	33	33.0	0	33
Eriq Lewis	1	0	0.0	0	0
Total	4	59	14.8	0	33
Opponents	4	37	9.2	0	19

<b>Kick Returns</b>	no.	yds	avg	td	lg
Colby Goodwyn	8	165	20.6	0	38
Aaron Evans	6	140	23.3	0	28
Antonio Vaughan	4	58	14.5	0	21
Thomas DeMarco	1	4	4.0	0	4
Kai Blanco	1	-4	-4.0	0	0
Total	20	363	18.1	0	38
Opponents	27	653	24.2	0	60

<b>Fumble Returns</b>	no.	yds	avg	td	lg
Chris Lovitt	1	18	18.0	1	18
Total	1	18	18.0	1	18
Opponents	2	135	67.5	1	93

**Old Dominion Overall Individual Statistics (as of Sep 24, 2011)**  
**All games**

Scoring	td	fg	PAT				dpx	saf	pts
			kick	rush	rcv	pass			
Jarod Brown	-	6-6	17-18	-	-	-	-	-	35
Thomas DeMarco	5	-	-	-	-	-	-	-	30
Angus Harper	3	-	-	-	-	-	-	-	18
Antonio Vaughan	3	-	-	-	-	-	-	-	18
Colby Goodwyn	2	-	-	-	-	-	-	-	12
Larry Pinkard	1	-	-	-	-	-	-	-	6
Blair Roberts	1	-	-	-	-	-	-	-	6
Kai Blanco	1	-	-	-	-	-	-	-	6
Reid Evans	1	-	-	-	-	-	-	-	6
Chris Lovitt	1	-	-	-	-	-	-	-	6
<b>Total</b>	<b>18</b>	<b>6-6</b>	<b>17-18</b>	<b>-</b>	<b>-</b>	<b>-</b>	<b>-</b>	<b>-</b>	<b>143</b>
<b>Opponents</b>	<b>11</b>	<b>7-9</b>	<b>9-9</b>	<b>-</b>	<b>2</b>	<b>2-2</b>	<b>-</b>	<b>-</b>	<b>100</b>

Total Offense	g	plays	rush	pass	total	avg/g
Thomas DeMarco	4	176	96	815	911	227.8
Colby Goodwyn	3	60	311	0	311	103.7
Angus Harper	4	44	217	0	217	54.2
Lorenzo Smith	2	20	94	0	94	47.0
Nate Ong	1	5	0	55	55	55.0
Antonio Vaughan	4	2	39	0	39	9.8
Jonathan Plisco	4	1	15	0	15	3.8
<b>TEAM</b>	<b>2</b>	<b>1</b>	<b>-4</b>	<b>0</b>	<b>-4</b>	<b>-2.0</b>
<b>Total</b>	<b>4</b>	<b>309</b>	<b>768</b>	<b>870</b>	<b>1638</b>	<b>409.5</b>
<b>Opponents</b>	<b>4</b>	<b>314</b>	<b>352</b>	<b>951</b>	<b>1303</b>	<b>325.8</b>

Field Goals	fg	pct.	01-19	20-29	30-39	40-49	50-99	lg	blk
Jarod Brown	6-6	100.0	0-0	1-1	1-1	3-3	1-1	51	0

FG Sequence	Old Dominion	Opponents
CAMPBELL	(32),(45)	-
Georgia State	(51),(45)	(26)
Hampton	(42)	(32),(37)
Delaware	(20)	48,(40),(39),25,(20),(43)

Numbers in (parentheses) indicate field goal was made.

Punting	no.	yds	avg	lg	tb	fc	i20	50+	blk
Jonathan Plisco	22	1036	47.1	61	1	1	3	12	0
Thomas DeMarco	3	121	40.3	54	1	0	2	1	0
<b>Total</b>	<b>25</b>	<b>1157</b>	<b>46.3</b>	<b>61</b>	<b>2</b>	<b>1</b>	<b>5</b>	<b>13</b>	<b>0</b>
<b>Opponents</b>	<b>27</b>	<b>1116</b>	<b>41.3</b>	<b>60</b>	<b>0</b>	<b>7</b>	<b>10</b>	<b>1</b>	<b>3</b>

Kickoffs	no.	yds	avg	tb	ob	retn	net	ydln
Jarod Brown	28	1758	62.8	0	0			
<b>Total</b>	<b>28</b>	<b>1758</b>	<b>62.8</b>	<b>0</b>	<b>0</b>	<b>24.2</b>	<b>39.5</b>	<b>30</b>
<b>Opponents</b>	<b>22</b>	<b>1225</b>	<b>55.7</b>	<b>1</b>	<b>1</b>	<b>18.1</b>	<b>38.3</b>	<b>31</b>

**Old Dominion Overall Individual Statistics (as of Sep 24, 2011)**  
**All games**

<b>All Purpose</b>	<b>g</b>	<b>rush</b>	<b>rcv</b>	<b>pr</b>	<b>kr</b>	<b>ir</b>	<b>total</b>	<b>avg/g</b>
Colby Goodwyn	3	311	22	0	165	0	498	166.0
Angus Harper	4	217	94	0	0	0	311	77.8
Antonio Vaughn	4	39	182	19	58	0	298	74.5
Reid Evans	4	0	177	50	0	0	227	56.8
Aaron Evans	4	0	0	0	140	0	140	35.0
Thomas DeMarc	4	96	0	0	4	0	100	25.0
Lorenzo Smith	2	94	0	0	0	0	94	47.0
Blair Roberts	4	0	55	36	0	0	91	22.8
Larry Pinkard	4	0	86	5	0	0	91	22.8
Prentice Gill	4	0	85	0	0	0	85	21.2
Nick Mayers	3	0	85	0	0	0	85	28.3
Kai Blanco	4	0	62	0	-4	0	58	14.5
Devon Simmons	4	0	0	0	0	33	33	8.2
James Faircloth	4	0	0	33	0	0	33	8.2
Jonathan Plisco	4	15	0	0	0	0	15	3.8
Carvin Powell	4	0	0	0	0	14	14	3.5
Paul Morant	4	0	0	0	0	12	12	3.0
Marquel Thomas	4	0	11	0	0	0	11	2.8
Jakwail Bailey	4	0	10	0	0	0	10	2.5
Dorian Jackson	2	0	1	0	0	0	1	0.5
TEAM	2	-4	0	0	0	0	-4	-2.0
Total	4	768	870	143	363	59	2203	550.8
Opponents	4	352	951	165	653	37	2158	539.5

## Old Dominion Combined Team Statistics (as of Sep 24, 2011) All games

Date	Opponent	Score	Att.	Record:	Overall	Home	Away	Neutral
Sep 03, 2011	CAMPBELL	W 41-14	19818	All games	3-1	2-0	1-1	0-0
Sep 10, 2011	at Georgia State	W 40-17	11701	Conference	0-1	0-0	0-1	0-0
Sep 17, 2011	HAMPTON	W 45-42	19818	Non-Conference	3-0	2-0	1-0	0-0
* Sep 24, 2011	at #7 Delaware	L 17-27	16789					

Rushing	gp	att	gain	loss	net	avg	td	lg	avg/g
Colby Goodwyn	3	60	322	11	311	5.2	2	53	103.7
Angus Harper	4	44	224	7	217	4.9	3	39	54.2
Thomas DeMarco	4	42	134	38	96	2.3	5	16	24.0
Lorenzo Smith	2	20	94	0	94	4.7	0	12	47.0
Antonio Vaughan	4	2	39	0	39	19.5	1	30	9.8
Jonathan Plisco	4	1	15	0	15	15.0	0	15	3.8
TEAM	2	1	0	4	-4	-4.0	0	0	-2.0
Total	4	170	828	60	768	4.5	11	53	192.0
Opponents	4	155	503	151	352	2.3	5	15	88.0

Passing	gp	effic	comp-att-int	pct	yds	td	lg	avg/g
Thomas DeMarco	4	119.90	85-134-3	63.4	815	4	43	203.8
Nate Ong	1	112.40	3-5-1	60.0	55	0	32	55.0
Total	4	119.63	88-139-4	63.3	870	4	43	217.5
Opponents	4	110.93	88-159-4	55.3	951	5	46	237.8

Receiving	gp	no.	yds	avg	td	lg	avg/g
Reid Evans	4	19	177	9.3	1	28	44.2
Antonio Vaughan	4	17	182	10.7	2	43	45.5
Angus Harper	4	12	94	7.8	0	21	23.5
Prentice Gill	4	9	85	9.4	0	35	21.2
Larry Pinkard	4	8	86	10.8	0	23	21.5
Nick Mayers	3	7	85	12.1	0	37	28.3
Kai Blanco	4	6	62	10.3	1	26	15.5
Colby Goodwyn	3	4	22	5.5	0	13	7.3
Blair Roberts	4	3	55	18.3	0	32	13.8
Marquel Thomas	4	1	11	11.0	0	11	2.8
Jakwail Bailey	4	1	10	10.0	0	10	2.5
Dorian Jackson	2	1	1	1.0	0	1	0.5
Total	4	88	870	9.9	4	43	217.5
Opponents	4	88	951	10.8	5	46	237.8

Field Goals	fg	pct.	01-19	20-29	30-39	40-49	50-99	lg	blk
Jarod Brown	6-6	100.0	0-0	1-1	1-1	3-3	1-1	51	0

Scoring	td	fg	PAT				dpx	saf	pts
			kick	rush	rcv	pass			
Jarod Brown	-	6-6	17-18	-	-	-	-	-	35
Thomas DeMarco	5	-	-	-	-	-	-	-	30
Antonio Vaughan	3	-	-	-	-	-	-	-	18
Angus Harper	3	-	-	-	-	-	-	-	18
Colby Goodwyn	2	-	-	-	-	-	-	-	12
Blair Roberts	1	-	-	-	-	-	-	-	6
Kai Blanco	1	-	-	-	-	-	-	-	6
Larry Pinkard	1	-	-	-	-	-	-	-	6
Chris Lovitt	1	-	-	-	-	-	-	-	6
Reid Evans	1	-	-	-	-	-	-	-	6
Total	18	6-6	17-18	-	-	-	-	-	143
Opponents	11	7-9	9-9	-	2	2-2	-	-	100

Score by Quarters	1st	2nd	3rd	4th	OT	Total
Old Dominion	34	45	29	35	0	143
Opponents	20	31	20	29	0	100

Team Statistics	ODU	OPP
FIRST DOWNS	83	75
Rushing	32	23
Passing	44	44
Penalty	7	8
RUSHING YARDAGE	768	352
Rushing Attempts	170	155
Average Per Rush	4.5	2.3
Average Per Game	192.0	88.0
TDs Rushing	11	5
PASSING YARDAGE	870	951
Comp-Att-Int	88-139-4	88-159-4
Average Per Pass	6.3	6.0
Average Per Catch	9.9	10.8
Average Per Game	217.5	237.8
TDs Passing	4	5
TOTAL OFFENSE	1638	1303
Average Per Play	5.3	4.1
Average Per Game	409.5	325.8
KICK RETURNS: #-Yards	20-363	27-653
PUNT RETURNS: #-Yards	14-143	13-165
INT RETURNS: #-Yards	4-59	4-37
FUMBLES-LOST	10-5	11-5
PENALTIES-Yards	29-282	26-214
PUNTS-AVG	25-46.3	27-41.3
TIME OF POSSESSION/Game	28:37	31:23
3RD-DOWN Conversions	21/65	23/72
4TH-DOWN Conversions	5/11	3/10

Interceptions	no.	yds	avg	td	lg
Eriq Lewis	1	0	0.0	0	0
Paul Morant	1	12	12.0	0	12
Carvin Powell	1	14	14.0	0	14
Devon Simmons	1	33	33.0	0	33

Punting	no.	yds	avg	lg	tb	fc	i20	50+	blk
Jonathan Plisco	22	1036	47.1	61	1	1	3	12	0
Thomas DeMarco	3	121	40.3	54	1	0	2	1	0

Punt Returns	no.	yds	avg	td	lg
Reid Evans	9	50	5.6	0	22
Antonio Vaughan	3	19	6.3	0	16
James Faircloth	1	33	33.0	0	0
Alex Arain	1	0	0.0	0	0
Blair Roberts	0	36	0.0	1	36
Larry Pinkard	0	5	0.0	1	5
Total	14	143	10.2	2	36
Opponents	13	165	12.7	0	31

Kick Returns	no.	yds	avg	td	lg
Colby Goodwyn	8	165	20.6	0	38
Aaron Evans	6	140	23.3	0	28
Antonio Vaughan	4	58	14.5	0	21
Thomas DeMarco	1	4	4.0	0	4
Kai Blanco	1	-4	-4.0	0	0
Total	20	363	18.1	0	38
Opponents	27	653	24.2	0	60

All Purpose	g	rush	rcv	pr	kr	ir	total	avg/g
Colby Goodwyn	3	311	22	0	165	0	498	166.0
Angus Harper	4	217	94	0	0	0	311	77.8
Antonio Vaughan	4	39	182	19	58	0	298	74.5
Reid Evans	4	0	177	50	0	0	227	56.8
Aaron Evans	4	0	0	0	140	0	140	35.0
Total	4	768	870	143	363	59	2203	550.8
Opponents	4	352	951	165	653	37	2158	539.5

Total Offense	g	plays	rush	pass	total	avg/g
Thomas DeMarco	4	176	96	815	911	227.8
Colby Goodwyn	3	60	311	0	311	103.7
Angus Harper	4	44	217	0	217	54.2
Lorenzo Smith	2	20	94	0	94	47.0
Nate Ong	1	5	0	55	55	55.0
Total	4	309	768	870	1638	409.5
Opponents	4	314	352	951	1303	325.8

**Old Dominion Overall Defensive Statistics (as of Sep 28, 2011)**  
**All games**

#	Defensive Leaders	gp	Tackles			tfl/yds	Sacks	Pass defense			Fumbles		blkd	
			ua	a	tot		no-yds	int-yds	brup	qbh	rcv-yds	ff	kick	saf
12	Craig Wilkins	4	27	14	41	2.0-6	.	.	2	1	.	.	.	.
96	Ronnie Cameron	4	10	15	25	6.0-31	2.5-22	.	.	7	1-0	.	.	.
93	Chad King	4	10	12	22	3.5-19	2.5-12	.	2	1	.	.	.	.
34	J.J. Williams	4	8	13	21	0.5-1	.	.	.	1	.	.	.	.
26	Eriq Lewis	4	17	3	20	2.5-6	.	1-0	6	.	.	2	.	.
27	Carvin Powell	4	14	5	19	.	.	1-14	.	.	1-0	.	.	.
6	Alex Arain	4	9	7	16	1.0-4	.	.	2	.	.	.	1	.
10	Devon Simmons	4	5	9	14	.	.	1-33	.	.	.	.	.	.
90	Chris Burnette	4	5	9	14	.	.	.	.	3	.	.	1	.
20	Paul Morant	4	8	5	13	.	.	1-12	3	.	1-0	.	1	.
97	Edmon McClam	4	5	8	13	2.5-13	2.0-12	.	.	2	.	2	.	.
46	John Darr	4	7	5	12	2.0-7	0.5-4	.	.	.	1-0	1	.	.
51	Michael Colbert	3	5	6	11	.	.	.	.	.	.	.	.	.
28	Markell Wilkins	4	5	4	9	.	.	.	.	1	.	.	.	.
42	Keenan Terry	4	7	2	9	.	.	.	.	.	.	1	.	.
22	T.J. Cowart	2	4	4	8	.	.	.	.	.	.	.	.	.
15	Aaron Evans	4	5	3	8	.	.	.	.	.	.	.	.	.
29	Patrick Young	4	1	5	6	1.5-5	0.5-4	.	1	2	.	.	.	.
16	Fred Credle	4	1	4	5	1.0-7	0.5-4	.	.	.	.	.	.	.
98	Alex Johnson	2	.	5	5	0.5-1	0.5-1	.	.	.	.	.	.	.
54	D. Guinn-Bailey	4	2	2	4	2.5-10	1.0-5	.	.	.	.	.	.	.
30	Neal Hale	4	2	2	4	.	.	.	.	.	.	.	.	.
95	Nate Barnes	3	.	4	4	0.5-1	0.5-1	.	.	1	.	.	.	.
52	Xavier Duckett	3	3	1	4	.	.	.	.	.	.	.	.	.
7	Nick Mayers	3	2	2	4	.	.	.	.	.	.	.	.	.
55	Erik Saylor	4	1	3	4	1.5-3	1.0-2	.	.	1	.	.	.	.
40	B.J. McLaughlin	2	1	2	3	0.5-4	0.5-4	.	.	.	.	.	.	.
50	Rick Lovato	4	2	.	2	.	.	.	.	.	.	1	.	.
48	Preston Smith	2	.	2	2	.	.	.	.	.	.	.	.	.
57	Robbie Duncan	4	.	2	2	.	.	.	.	.	.	.	.	.
2	Tommy Reamon	2	.	1	1	.	.	.	.	.	.	.	.	.
24	Lorenzo Smith	2	1	.	1	.	.	.	.	.	.	.	.	.
9	Larry Pinkard	4	1	.	1	.	.	.	.	.	.	.	.	.
73	Jack Lowney	4	1	.	1	.	.	.	.	.	.	.	.	.
1	Prentice Gill	4	.	1	1	.	.	.	.	.	.	.	.	.
39	Jarod Brown	4	.	1	1	.	.	.	.	.	.	.	.	.
81	Jakwail Bailey	4	1	.	1	.	.	.	.	.	.	.	.	.
4	Reid Evans	4	.	1	1	.	.	.	.	.	.	.	.	.
56	James Faircloth	4	1	.	1	.	.	.	.	.	.	.	1	.
44	Darryl Brown	1	.	.	.	.	.	.	1	.	.	.	.	.
85	Chris Lovitt	4	.	.	.	.	.	.	.	.	1-18	.	.	.
Total		4	171	162	333	28-118	12-71	4-59	17	20	5-18	7	4	.
Opponents		4	169	188	357	21-64	6-34	4-37	11	4	5-135	5	.	.