



UAB Women's Basketball

WBB Contact: Katie Moseley | kmose@uab.edu | (615) 720-0970 | @UAB_WBB

2019-20 Schedule & Results

Overall: 18-10 | C-USA: 10-6

Home: 11-4 | Away: 6-5 | Neutral: 1-1

OCTOBER

Date	Opponent	Time
29	Miles College (Exh.)	W, 92-69

NOVEMBER

Date	Opponent	Time
8	South Alabama!	W, 77-61
10	at Oklahoma!	L, 75-82
15	Boise State!	L, 81-83
21	Auburn (ESPN +)	W, 80-75
24	McNeese State	W, 97-70
27	UAH	W, 74-57

DECEMBER

Date	Opponent	Time
3	Samford	W, 76-69
8	at Memphis	L, 77-52
15	at Alcorn State	W, 86-65
20	vs. Colorado (1)	L, 77-69
21	vs. Texas Southern (1)	W, 84-68
30	Tuskegee	W, 103-60

JANUARY

Date	Opponent	Time
2	Charlotte*	L, 83-75
4	Old Dominion*	W, 76-65
9	at WKU*	L, 69-65
11	at Marshall* (ESPN +)	L, 61-56
16	FIU*	W, 71-58
18	Florida Atlantic*	W, 92-73
23	at Southern Miss* (ESPN +)	W, 74-68
25	at Louisiana Tech*	W, 71-51
30	UTSA*	W, 94-55

FEBRUARY

Date	Opponent	Time
1	UTEP*	W, 63-51
6	at Rice*	L, 53-64
8	at North Texas*	W, 51-50
15	Middle Tennessee* (ESPN +)	L, 52-62
20	at Middle Tennessee*	W, 61-59
22	Rice*^	L, 65-74
29	at UTSA*^	W, 87-51

MARCH

Date	Opponent	Time
5	at Old Dominion*^	5:30 p.m.
7	Southern Miss*^	2 p.m.
11-14	C-USA Tournament (3)	TBD

* - Denote C-USA Game | Home games listed in **BOLD** | All time listed central | 1 - Tulane Classic (New Orleans, La.) | ^ - Denote C-USA Bonus Play | 3 - Frisco, Texas

Game

29

UAB Blazers (18-10, 10-6 C-USA)

vs. Old Dominion Monarchs (24-4, 14-2 C-USA)

THUR., MARCH 5 | 5:30 P.M. | CHARTWAY ARENA | NORFOLK, VA.

UAB BLAZERS



Broadcast CUSAtv.com
Radio ESPN Radio 94.1
Watch CUSAtv.com
Live Stats odusports.com
Tickets odusports.com
 .. Chartway Arena Ticket Office

Head Coach Randy Norton
Record at UAB 135-83/Seventh Season
Career Record Same
Points Leader Childress, 17.0
Rebounds Leader Vendrell, 7.6
Assists Leader Vendrell, 129
Steals Leader Vendrell, 32

OLD DOMINION MONARCHS



Series ODU, 13-7
Current Win Streak UAB, 3
Longest Win Streak . ODU, 11
Largest UAB Win 16, (2014)
Last Meeting UAB, 76-65 (2020)
Norton vs. ODU 5-2

Head Coach Nikki McCray-Penson
Record at ODU 53-38/Third Season
Career Record Same
Points Leader Edwards, 11.9
Rebounds Leader Young, 8.4
Assists Leader Edwards, 98
Steals Leader Young, 63

PROJECTED STARTING FIVE




BARNES

PPG: 12.5
 RPG: 3.3
 AST: 96
 STL: 26
 MIN/GM: 32.3



CHILDRESS

PPG: 17.0
 RPG: 3.3
 AST: 48
 STL: 12
 MIN/GM: 33.4



MAGEE

PPG: 8.5
 RPG: 3.6
 AST: 60
 STL: 19
 MIN/GM: 29.6



VENDRELL

PPG: 6.6
 RPG: 7.6
 AST: 129
 STL: 32
 MIN/GM: 27.3



JOHNSON

PPG: 7.5
 RPG: 4.4
 AST: 15
 STL: 15
 MIN/GM: 19.1

BLAZER BITS

- . UAB has recorded back-to-back 25+ win seasons.
- . The Blazers were picked to finish fourth in Conference USA, the Green and Gold finished second a season ago.
- . UAB returns four starters and seven lettermen while adding four newcomers this season.
- . Rachael Childress and Miyah Barnes were tabbed to the Preseason All-C-USA team. Both players were All-Conference selections a season ago.
- . Childress is the NCAA's active career leader in three-point field goals made and Barnes was named to the Nancy Lieberman Watch List for the top point guard in the country.
- . Head coach Randy Norton ranks third all-time in wins at UAB with 135 over seven seasons.
- . UAB advanced to the postseason for the 10th time in program history last year advancing to the second round of the WNIT for the second consecutive season.

CONFERENCE CORNER

Team	2019-20 C-USA Standings	
	C-USA	Overall
Old Dominion	14-2	24-4
Rice	14-2	19-8
WKU	12-4	20-7
Charlotte	11-5	20-7
Middle Tennessee	11-5	19-9
UAB	10-6	18-10
UTEP	8-8	15-12
Southern Miss	6-10	14-13
Florida Atlantic	6-10	12-15
Marshall	6-10	11-16
Louisiana Tech	5-11	13-14
North Texas	5-11	11-17
UTSA	2-14	6-21
FIU	2-14	5-22



GENERAL INFORMATION

Location Birmingham, Ala.
 Founded 1969
 Enrollment 22,080
 President..... Dr. Ray Watts
 Athletics Director.....Mark Ingram
 Nickname Blazers
 Colors..... Forest Green and Old Gold
 Conference..... Conference USA

BASKETBALL HISTORY

First Season 1978-79
 All-Time Record 671-578
 NCAA Tournament Appearances 2
 Last 2000, Sweet 16
 WNIT Appearances 7
 Last 2019, Second Round
 WBI Appearances 1
 Last 2011, Champion

COACHING STAFF

Head Coach Randy Norton, Seventh
 Alma Mater Iowa, 1986
 Record at UAB 135-83
 Overall Record Same
 Associate Head Coach Taren Martin, Seventh
 Assistant Coach Dodie Dunson, Second
 Assistant Coach Reagan Miller, Fourth
 Director of Operations..... Kayla Alexander, Third
 Director of Player Efficiency..... Ben Hardiman, Third

2018-19 REVIEW

Overall Record 26-7
 C-USA Record..... 12-4
 C-USA Tournament Semifinals
 L, 75-65
 WNIT..... Second Round
 L, 100-52

2019-20 PREVIEW

Starters Returning/Lost 4/1
 Letterwinners Returning/Lost..... 11/2
 Newcomers..... 4

MEDIA RELATIONS

Associate AD-Communications Ted Feeley
 Assistant Director Ryan Gavatorita
 Athletic Communications Associate TJ Stricklin
 Athletic Communications Associate
 WBB Katie Moseley
 E-Mail kmose@uab.edu
 Cell (615) 720-0970
 Office..... (205) 934-0722
 Mailing Address 617 13th Street South
 Bartow Arena West Tower 105
 Birmingham, AL, 35294



Front Row, Left to Right: Imani Johnson, Katelynn Thomas, Trista Magee, Miyah Barnes, Angela Vendrell, Rachael Childress. **Back Row, Left to Right:** Margaret Whitley, Audrey Jordan, Emily Frasco, Jasmine Gracie, Zakyia Weathersby, Summer Schloss, Sara Rosenfeldt, Lea Kerstein, Sam Mitchell.

ROSTER

No.	Name	Pos.	Ht.	Yr.	Hometown/Previous School
0	Miyah Barnes	G	5-5	Sr.	Memphis, Tenn./Central
1	Margaret Whitley	G	5-8	So.	Geneva, Ill./Geneva
2	Sam Mitchell	G	5-6	Fr.	Downers Grove, Ill./Montini Catholic
3	Angela Vendrell	F	6-2	Sr.	Alicante, Spain/CB Claret Benimaclet
5	Emily Frasco	G	5-11	So.	Mount Prospect, Ill./Prospect
10	Sara Rosenfeldt	F	6-0	So.	St. Charles, Ill./St. Charles East
12	Trista Magee	G	6-1	RS-Sr.	Ellisville, Miss./Alabama
22	Summer Schloss	F	6-1	Fr.	Gastonia, N.C./Ashbrook
23	Lea Kerstein	G	5-8	RS-Jr.	West Chicago, Ill./Montini Catholic
24	Audrey Jordan	G	5-10	RS-Fr.	Atlanta, Ga./Harrison
25	Jasmine Gracie	F	6-0	Fr.	Huntsville, Ala./Madison Academy
32	Rachael Childress	G	5-10	Sr.	Rogersville, Ala./Lawrence County
34	Imani Johnson	F	6-0	Sr.	Southaven, Miss./Desoto Central
55	Zakyia Weathersby	C	6-2	Jr.	Collins, Miss./Jones College

STAFF

Randy Norton	Head Coach (Seventh Season)
Taren Martin	Associate Head Coach (Seventh Season)
Dodie Dunson	Assistant Coach (Second Season)
Regan Miller	Assistant Coach (Fourth Season)
Kayla Alexander	Director of Operations (Third Season)
Ben Hardiman	Director of Personnel Efficiency (Third Season)
Grace Keheley	Graduate Assistant (First Season)
Katy Haynes	Athletic Trainer (First Season)
Blake Klotz	Strength and Conditioning (First Season)

PRO-NUN-C-AY-TION GY-IDE

No.	Name	Pronunciation
0	MIYAH Barnes	MY-uh Barnes
12	Trista MAGEE	Trista MUH-gee
22	Summer SCHLOSS	Summer SH-loss
23	Lea KERSTEIN	Lea cur-STYNE
34	IMANI Johnson	ee-MAH-knee Johson
55	ZAKYIA WEATHERSBY	zuh-KY-uh weathers-bee



MEDIA INFORMATION

Media Credentials

All requests for working media, radio, television or photo credentials should be made in writing to by sports editors or sports directors of accredited media outlets to women's basketball contact Katie Moseley. All requests should be made as early as possible and should be limited to working media only. Requests made within 24 hours of the game may not be considered. All credential requests should be sent via email to Katie Moseley, UAB women's basketball contact, at kmose@uab.edu. Credentials can be picked up prior to game day in the media relations office and will be available for day-of-game pickup at the will call window of the main entrance to Bartow Arena.

Weekly Interviews

Head coach Randy Norton and UAB players will be made available for interviews in person or by telephone on a regular basis during the season. All interviews with UAB student-athletes must be coordinated through the media relations office and requested at least 24 hours in advance. Please direct all interview requests to UAB women's basketball contact Katie Moseley at (615) 720-0970 or kmose@uab.edu.


Bartow Arena Media Room

The Bartow Arena Media Room opens two hours prior to game time. For stand alone women's games, meals will be served 60 minutes before game time to tip-off. Media credentials are required to enter the media room and for meals. Media information sheets, game notes and flip cards are provided to all media members at their courtside sets prior to the game and are also available in the working portion of the media room. Final statistics books will be available after the game. Complimentary wireless Internet is available on press row and in the Bartow Arena Media Room.

Postgame Interviews

UAB is committed to a policy of equal access for both male and female reporters and photographers, therefore, the UAB locker room is closed to the media. Interviews with head coach Randy Norton and players will be conducted following the NCAA-mandated 10 minute cooling-off period.

BARTOW ARENA



- Bartow Arena is in its 31st season as the home court for the women's basketball, men's basketball and volleyball teams.

- Bartow Arena has afforded the Blazers a solid home court advantage, as UAB posts a 298-158 (.654) record in the building.

- The arena was dedicated on December 3, 1988. The first win for the Blazers came on December 6, 1988, against Southern University, 66-64. The facility was renamed Bartow Arena on January 25, 1997.

- Bartow Arena is a spacious 18,000 square-foot floor space with lower level seats retracted, enough room for three full courts (basketball or volleyball).

- With a maximum capacity of 8,500, Bartow Arena has 6,500 permanent seats and 2,000 retractable.

- Over the years, improvements have been made, such as state-of-the-art video boards, administrative office towers annexes, a new locker room for football, a new paint scheme for both the permanent and portable floors, and major renovations to the Green and Gold and Champions Club rooms.

- Bartow Arena was the site of the 1991 Sun Belt Women's Tournament and the 1996 Conference USA Women's Championship. The Conference USA Tournament returned to Bartow Arena from 2015-2017.

TRACKING OPPONENTS

Team	Result	Record
South Alabama	W, 77-61	13-15
Oklahoma	L, 75-82	12-16
Boise State	L, 81-83	21-9
Auburn	W, 80-75	9-17
McNeese State	W, 97-70	5-22
UAH	W, 74-57	18-10
Samford	W, 76-69	15-14
Memphis	L, 77-52	13-15
Alcorn State	W, 86-65	12-16
Colorado	L, 77-69 (OT)	16-13
Texas Southern	W, 84-68	17-9
Tuskegee	W, 103-60	14-13
Charlotte	L, 83-75	20-7
Old Dominion	W, 76-65	22-4
WKU	L, 69-65	20-7
Marshall	L, 61-56	11-16
FIU	W, 71-58	5-22
Florida Atlantic	W, 92-73	12-15
Southern Miss	W, 74-68	14-13
Louisiana Tech	W, 71-51	13-14
UTSA	W, 94-55	6-21
UTEP	W, 63-51	15-12
Rice	L, 64-53	19-8
North Texas	W, 51-50	11-17
Middle Tennessee	L, 52-62	19-9
Middle Tennessee	W, 61-59	19-9
Rice	L, 65-74	19-8
UTSA	W, 87-51	6-21
Old Dominion		
Southern Miss		

WEEKLY PLANNER

Most practices are open to the media. Time are subject to change.

SUNDAY March 8	MONDAY March 9	TUESDAY March 10	WEDNESDAY March 4	THURSDAY March 5	FRIDAY March 6	SATURDAY March 7
Off	10:30 p.m. Practice *Travel Day*	1 p.m. Practice in Frisco, Texas Interviews (By Request)	Travel Day 12:00 p.m. Practice- Bartow Interviews (By Request)	11 a.m. Shoot Around 5:30 p.m. @ Old Dominion Postgame Interviews	12 p.m. Practice Interviews (By Request)	2 p.m. Southern Miss *Senior Day* Postgame Interviews





HEAD COACH RANDY NORTON

Seventh Season

Iowa, 1986

Since Norton arrived on campus in 2013, he has guided the Blazers to six-straight 15-or-more-win seasons, including back-to-back 25+ win seasons and a C-USA Regular Season title in 2017-18.

Norton Nuggets

- 117-73 overall record in six seasons
- 2017-18 Conference USA Coach of the Year
- Guided the team to its first-ever Conference USA Regular Season title in 2017-18
- Coached eight All-Conference USA Team members, including four first-team selections in Karisma Chapman (2013-14), Janae Smith (2014-15), Rachael Childress (2017-18, 2018-19) and Deanna Kuzmanic (2017-18)
- Responsible for three of UAB's five largest wins inside Bartow Arena (Miles, 106-48, 12/28/16, Tuskegee, 105-50, 12/30/17, and Mississippi Valley State, 80-33, 12/05/15)

2018-19

- Led the Blazers to a second straight 25+ win season going 26-7 overall and 12-4 in conference play
- Coached three players to All-Conference honors, including two-time first-team All-Conference selection Rachael Childress
- Went on a 10 game win streak from Nov. 28, 2018- Jan. 5, 2019, the longest win streak in his time at UAB
- Guided UAB to the second round of the WNIT defeating Troy in the first round 93-89
- Set program records for 3-pointers made (291) and triples attempted in a season (811) as well as 3-pointers made in a game (18) against Coppin State Dec. 20
- Nine players named to C-USA Commissioner's Honor Roll
- Three players C-USA Commissioner's Academic Medal winners

2017-18

- Guided the Blazers to their first-ever Conference USA Regular Season title, the program's first title since winning the 1993-94 Great Midwest Regular Season crown
- Named Conference USA Coach of the Year, the first UAB coach to garner the recognition in the C-USA era and the first Coach of the Year award winner since Jeannie Milling earned Sun Belt Coach of the Year honors in 1989-90
- UAB recorded the most wins in program history with a 27-7 overall record, while their 13-3 record in C-USA play was the most in conference wins in school history
- Helped UAB earn its first 20-win season since 2010-11 and the ninth all-time
- Finished 72 in the women's basketball RPI and remained in the top-100 throughout conference play for the first time in program history
- Coached the Green and Gold to their first appearance in the postseason since the 2010-11 season
- Guided UAB to its first postseason victory since winning the WBI title game, 68-60, over Cal State Bakersfield on March 27, 2011 and its first win in the WNIT since an 81-77 decision over Davidson on March 15, 2007 with its 60-50 win over Chattanooga
- Saw the team break multiple school records, including made 3-pointers in a season (267), 3-point field goal percentage (37.6), assists (590), assist/turnover ratio (1.5), while breaking single-game school records in made 3-pointers (17) and assists (34)
- Three All-Conference USA players in Rachael Childress

- (first team), Deanna Kuzmanic (first team) and Miyah Barnes (first team)
- Rachael Childress earned Conference USA Player of the Week (02/05/18) as well as National Player of the Week as part of the NCAA Starting Five (02/07/18)
- Deanna Kuzmanic was named to the Academic All-Conference team for the second time in her career, becoming the third player in program history to garner the recognition twice. She also was named to the CoSIDA Academic All-District 4 team, the second player in program history to do so
- Under Norton, Kuzmanic became the 28th member of UAB's 1,000-point club with a career-high 35 points against Louisiana Tech on Feb. 24

2016-17

- The Blazers shot a UAB record 37.3 percent from the 3-point line
- UAB drained 218 3-pointers, the second most by a team in a single season in program history
- The Blazers connected on 187 3-pointers in league action, breaking the C-USA record for 3-pointers made by a team in a single season
- UAB's 37.3 percent from beyond the arc in league play marked fifth-highest percentage shot by a team in C-USA history
- The Blazers 58-point victory over Miles was the second largest win in program history
- Rachael Childress took home the 2017 Freshman of the Year award, just the fourth Blazer to earn the honor
- Two All-Freshman team members in Rachael Childress and Miyah Barnes
- Sophomore Deanna Kuzmanic earned the league's Spirit of Service Award, which aims to recognize the community service efforts of the league's student-athletes, based upon significant community service, good academic standing and participation in their elected sports
- Kuzmanic was one of just five players named to the league's all-academic team. In order to be eligible, student-athletes have to maintain a 3.2 GPA and be a valuable contributor to the team. Kuzmanic joins four other student-athletes

2015-16

- The Blazers held their opponents to the lowest rebound average in UAB history (32.7)
- UAB tallied 130 blocked shots, the third most by a team in program history
- The Blazers led C-USA in scoring defense, holding opponents to just 57.2 points per contest
- Chelsee Black and Brittany Winborne were named to the All-Conference USA Second Team
- Deanna Kuzmanic garnered C-USA All-Freshman Team honors
- The Blazers recorded a 3.39 cumulative team GPA, the highest team mark since 2006

2014-15

- Finished the season with an 18-13 record and 11-7 mark in league play
- UAB's 36.1 percent mark from long range ranks second for 3-point field goal percentage in program history
- The team drained 198 3-pointers, the fourth most by a team in program history
- The Blazers shot a combined 75.2 percent (361-of-480) from the free-throw line, the second highest percentage in program history
- Janae Smith earned a spot on the First-Team All-Conference USA squad

2013-14

- UAB shot 33.7 percent from deep, the sixth highest

percentage in program history

- The Blazers swatted 141 shots, the most by a team in UAB history
- Karisma Chapman earned First-Team All-Conference USA honors after averaging 20.6 points per game including 16 double-doubles in her senior campaign

Prior to UAB

Prior to UAB, Norton spent three years as the Associate Head Coach at Missouri and seven years as an assistant at Illinois State under Robin Pingeton. In ten years as an assistant, Norton helped guide his teams to six postseason berths, including the 2005 and 2008 NCAA Tournament.

Playing Career

A 1986 graduate of the University of Iowa, Norton played both basketball and baseball for the Hawkeyes. On the hardwood, he was a guard on 1979 Big Ten Conference title team and the 1980 team that advanced to the NCAA Final Four.

On the diamond, Norton was a four-year letterwinner for the Hawkeyes. He spent three seasons in the Montreal Expos (now Washington Nationals) organization before moving into coaching.

Personal

An Iowa City, Iowa, native, Norton and his wife Claire, have four children: Tom, Carly, Allie and Nick, and five grandchildren. Tom and Allie graduated from Truman State, while Carly graduated from St. Ambrose, where all three played college basketball. Nick is a graduate from UAB where he was a three-year starter at point guard for the men's basketball team before finishing his career at Drake University.


ON THE BENCH



Taren Martin
Associate Head Coach
Seventh Season
Illinois State, 2004



Dodie Dunson
Assistant Coach
Second Season
Bradley, 2010




Reagan Miller
Assistant Coach
Fourth Season
Liberty, 2014



Ben Hardiman
Director of Personnel Efficiency
Third Season
Birmingham Southern, 2017



Kayla Alexander
Director of Operations
Third Season
UAB, 2016



Grace Keheley
Graduate Assistant
First Season
Shorter, 2018



UAB vs. Old Dominion

Despite Old Dominion owning the overall series record 13-7 the Blazers have won the last three games against the Monarchs and are 5-2 overall under Randy Norton.

UAB defeated Old Dominion 76-65 earlier this season in Bartow Arena. In that game Rachael Childress and Imani Johnson each put up 17 points. Two other Blazers, Miyah Barnes (13) and Trista Magee (11) put up double figures.

After the loss to the Blazers, the Monarchs would go on a 11 game winning streak including handing Rice its first conference loss since 2018.

Three-Point Queen

Rachael Childress continues to move her way up record books as one of the best three-point shooters in college basketball. She recently moved into the top-10 DI all-time three-point shooter list. The Senior is the nation's active career leader with 411 threes.

On Dec. 8 at Memphis, Childress hit her 339th career three to surpass Valerie King and become C-USA's all time 3-point shooter.

She had already become UAB's all time leading 3-point shooter after knocking down her eighth three in the Blazers' first game of the season against South Alabama back on Nov. 8. The senior's 320th three surpassed former UAB guard Amanda Peterson's 319.

NCAA All-time Career 3-Pointers Made

1. 497.....Kelsey Mitchell, Ohio St. (2015-18)
2. 472..... Taylor Pierce, Idaho (2016-19)
- 472.....Jess Kovatch, St. Francis (PA) (2016-19)
4. 430..... Darby Maggard, Belmont (2016-19)
5. 415..... Mikayla Ferenzm, Idaho (2016-19)
6. **411.....Rachael Childress, UAB (2016-Pres.)**

Leaders of the Pack

UAB leads Conference USA in seven categories and is top 50 in the country in nine categories.

The Blazers lead C-USA in 3-point FG% (38.5%), 3-point FG per game (8.8), 3-point FG Made (247), Free Throw Percentage (74.8%), Assist/Turnover ratio (1.2), assists per game (15.6), and fewest turnovers (13.4).

UAB is 6th in the nation in 3-point FG%, 12th in threes per game, 13th in 3-pointers made, 26th in field goal percentage (44.6%), 27th in assist/TO ratio, 32nd in scoring (73.6 ppg), 39th in turnovers per game, 40th in assists per game, and 43rd in free throw percentage.

Records Rewritten

Miyah Barnes moved into second place in UAB history in career assists in UAB's win over Middle Tennessee, surpassing Shyronda Mifflin's 502. She currently has 509 assists. The senior dished out a conference leading 158 last season and is averaging 4.7 so far in 2019-20. She is averaging 4.3 assists per game in her career at UAB.

UAB Career Assists

1. 612.....Kitty Price (1981-86)
2. **509.....Miyah Barnes (2016-Pres.)**
3. 502.....Shyronda Mifflin (1990-94)

Block Party

Angela Vendrell is on pace to move her way up the UAB blocked shots record book. The senior sits in fourth place with 111 blocks in her career despite only playing nine games as a freshman with zero blocks. She recorded 45 blocks and 39 blocks in the two previous seasons which were the fourth and sixth best single season marks in UAB history.

UAB Career Blocked Shots

1. 171.....Kayla Anderson (2012-16)
2. 125..... Deanna Jackson (1998-02)
3. 113..... Meagan Brown (2008-12)
4. **111..... Angela Vendrell (2016-Pres.)**
5. 108..... Mary Morning (1993-97)

Weathersbuckets

Zakya Weathersby recorded her first career double-double with a 30 piece and career high 12 rebounds against Tuskegee Dec. 30. She tallied the second most blocks in UAB single game history with six against Samford. The junior college transfer added a season high 10 points and seven rebounds coming off the bench for an injured Imani Johnson in that game. She went a perfect 5-5 from the field against Texas Southern for 11 points and five rebounds.

In C-USA play she recorded 17 points in just 13 minutes against Florida Atlantic including a stretch of eight straight points for the Blazers. Weathersby is averaging 7.5 points and 3.9 rebounds off the bench for the Blazers with 26 blocks.

Triple-Double History

Angela Vendrell recorded just the third triple-double in UAB history against Alcorn State putting up 10 points, 10 assists and 19 rebounds. She joins Deanna Jackson and Natasha Thomas as the only Blazers to accomplish the feat and the first since 2001.

Her 19 boards were a career high and tied for sixth best in program history for a single game. Her team-high 10 assists were the most by her this season.

Vendrell was named C-USA Player of the Week for her efforts.

She's got C.L.A.S.S.

Rachael Childress was announced as one of thirty candidates for the women's basketball Senior C.L.A.S.S. award which recognizes players who excel in their sport, in the classroom and in the community. It is the second year in a row UAB has had a women's basketball player up for the award, last year Deanna Kuzmanic was a top 30 finalist.

All the Awards

Miyah Barnes was one of 20 point guards named to the Nancy Lieberman Watch List. The senior was one of the top point guards in the country last season and is currently averaging 12.5 points and 3.4 assists per game.

Underdogs?

UAB was picked to finish fourth in Conference USA this season behind defending champion Rice, arch rival Middle Tennessee and WKU. The Blazers finished 2018-19 second in the conference and won C-USA two seasons ago. With six seniors and four starters returning to the Blazer line up UAB sits

as a potential underdog going into the year.

Norton Notables

Head Coach Randy Norton has guided his team to back-to-back 25+ win seasons and a top two conference finish in each of the last two seasons. Going into his seventh season Norton already sits at third place in UAB history in wins. He reached his 100th win last season against Alcorn State in December.

Senior Success

The 2019-20 UAB senior class is one of the most accomplished and successful in program history. In three years they have recorded a 68-29 (.701) record, broken the school records for 3-pointers made in a season (291), 3-point FG % (.376), assists (590), assist/turnover ratio (1.5) and single game records for 3-pointers made (18) and assists (34).

The senior class was also a crucial piece to the 2017-18 C-USA Championship season. Each of the six seniors has played a pivotal role in the success of the program and the back-to-back 25+ win seasons and consecutive WNIT appearances.

How May I Assist You?

UAB led the conference in assists (567) and assists per game (17.2) last season marking the second consecutive season the Blazers led the league in those categories. Miyah Barnes was top of C-USA in assists with 158. Two other Blazers (Kuzmanic and Vendrell) were also top 15 in the conference in assists.

The Blazers also held the best assist/turnover ratio in the conference (1.5), which was good enough for fifth in the nation. The Blazers know how to take care of the rock and prove that sharing really is caring.

They're Baaaack

UAB returns four starters and 11 letterwinners to the court including 2018-19 All-Conference USA selections Rachael Childress (First Team) and Miyah Barnes (Second Team). Childress and Barnes were also selected to the Preseason All-Conference Team for 2019-20.

Seniors Angela Vendrell, Imani Johnson and Trista Magee return as major pieces to the Blazers line-up. Meanwhile redshirt junior Lea Kerstein and sophomores Margaret Whitley, Sara Rosenfeldt and Emily Frasco all return with some valuable experience under their belts.

Fresh Faces

The UAB lineup features four new faces with three freshmen and one transfer. Freshmen Sam Mitchell (Downers Grove, Ill.), Jasmine Gracie (Huntsville, Ala.) and Summer Schloss (Gastonia, N.C.) begin their first collegiate season in 2019-20 and Zakya Weathersby (Collins, Miss.) comes to UAB as a junior college transfer from Jones College in Ellisville, Miss.

THE LAST TIME

A UAB TEAM...

Scored 100+ points..... **106 vs. Tuskegee (Dec. 30, 2019)**
Scored 90+ points.....**94 vs. UTSA (Jan. 30, 2020)**
 Scored 50 points or less 44 at Middle Tennessee (Feb. 2, 2019)
 Scored 40 points or less40 at Middle Tennessee (Jan. 3, 2016)

Won by 40+ points..... **46 vs. Tuskegee (Dec. 30, 2019)**
 Lost by 40+ points..... 48 at Arkansas (March 24, 2019)

Won in overtime 77-72 vs. Middle Tennessee (Feb. 23, 2019)
 Lost in overtime69-77 vs. Colorado (Dec. 20, 2019)
 Played in double overtime..... L, 62-65 vs. North Texas (Jan. 8, 2017)
 Played in triple overtime L, 92-94 at SMU (Feb. 7, 2013)

Won 5+ consecutive games **Jan. 16 - Feb. 1, 2020 (6 games)**
 Lost 5+ consecutive games Jan. 24 - Feb. 12, 2010 (6 games)
 Won 10+ consecutive gamesNov. 28- Jan. 5, 2019 (10 games)
 Lost 10+ consecutive gamesFeb. 19 - Nov. 30, 2006 (10 games)

A UAB INDIVIDUAL...

Four players scored in double figures.....**vs. Old Dominion (Jan. 4, 2020)**
**Imani Johnson (17), Rachael Childress (17), Miyah Barnes (13), Trista Magee (11)**

Five players scored in double figures..... **at Louisiana Tech (Jan. 25, 2020)**
**Miyah Barnes (16), Lea Kerstein (15), Rachael Childress (12), Imani Johnson (11), Trista Magee (11)**

Had a double-double **Zakya Weathersby vs. Tuskegee (30/12) (Dec. 30, 2019)**
 Two players had a double-double Deanna Kuzmanic (10/11) and Katelynn Thomas (14/11) (Dec. 8, 2018)

Had a triple-double **Angela Vendrell (10/19/10) (Dec. 15, 2019)**

Scored 30+ points.....**Zakya Weathersby (30) vs. Tuskegee (Dec. 30, 2019)**
Scored 20+ points..... **Rachael Childress (24) at UTSA (Feb. 29, 2020)**
Had 10+ rebounds **Angela Vendrell (14) vs. UTEP (Feb. 1, 2020)**
Had 15+ rebounds **Angela Vendrell (19) vs. Alcorn State (Dec. 15, 2019)**
 Had 20+ reboundsKara Rawls (20) at FIU (Feb. 27, 2018)

AN OPPONENT TEAM...

Scored 100+ points.....100 by Arkansas (March 24, 2019)
 scored 90+ points..... 91 by Georgia Tech (March 18, 2018)
 Scored 50 points or less 50 by North Texas (Feb. 8, 2020)
 Scored 40 points or less 39 by South Alabama (Dec. 13, 2015)

AN OPPONENT INDIVIDUAL...

Scored 30+ pointsC. Primm (30) of Florida Atlantic (Jan. 18, 2020)
 Scored 20+ points E. Ogwumike (21) of Rice (Feb. 22, 2020)
 Had 15+ reboundsC. Savage (15) of Middle Tennessee (Feb. 15, 2020)
 Had 10+ rebounds A. Knight (13) of Colorado (Dec. 20, 2019)
 Had a double-double..... C. Savage (13/15) of Middle Tennessee (Feb. 15, 2020)



INDIVIDUAL GAME RECORDS

POINTS	
48 points.....	Wanda Hightower vs. Alabama State (Jan. 19, 1979)
44 points.....	Wanda Hightower vs. Texas Southern (Feb. 20, 1982)
44 points.....	Wanda Hightower vs. Florida State (Jan. 12, 1980)
42 points.....	Wanda Hightower vs. Lander College (Jan. 16, 1982)
42 points.....	Wanda Hightower vs. UAH (Dec. 11, 1978)
FIELD GOALS MADE	
20.....	Wanda Hightower vs. Alabama State (Jan. 19, 1979)
FIELD GOALS ATTEMPTED	
39.....	Linda Eals vs. Alabama State (Feb. 26, 1983)
FIELD GOAL PERCENTAGE	
1.000 (11-11)	Katelynn Thomas vs. North Texas (Jan. 20, 2018)
3-POINT FIELD GOALS MADE	
9.....	Uvette Dabney vs. Troy State (Jan. 24, 1996)
8	Rachael Childress vs. South Alabama (Nov. 8, 2019)
8.....	Rachael Childress vs. UTEP (March 2, 2019)
8.....	Rachael Childress vs. UTEP (Feb. 2, 2018)
3-POINT FIELD GOALS ATTEMPTED	
18.....	Rachael Childress vs. McNeese State (Dec. 8, 2018)
3-POINT FIELD GOAL PERCENTAGE	
1.000 (6-6)	Lynne Hodgins vs. South Florida (Feb. 20, 1988)
1.000 (5-5)	Miyah Barnes vs. Charlotte (March 14, 2019)
1.000 (4-4)	Miyah Barnes vs. Auburn (Nov. 21, 2019)
1.000 (4-4)	Valecia Bucker vs. Memphis (Feb. 24, 1990)
1.000 (4-4)	Miranda Burroughs vs. Samford (Nov. 24, 2013)
FREE THROWS MADE	
17.....	Wanda Hightower vs. Tuskegee (Jan. 8, 1980)
FREE THROWS ATTEMPTED	
22.....	Wanda Hightower vs. Tuskegee (Jan. 8, 1980)
FREE THROW PERCENTAGE (MIN. 10 ATT)	
1.000 (15-15)	Karisma Chapman vs. Tennessee State (Nov. 23, 2012)
1.000 (13-13)	Britney Jones vs. UCF (March 1, 2009)
1.000 (12-12)	Kitty Price vs. Miles College (Dec. 8, 1982)
1.000 (10-10)	Ashley Grimes vs. Louisiana Tech (Feb. 15, 2014)
REBOUNDS	
26.....	Mary Morning vs. Mississippi Valley State (Jan. 2, 1995)
23.....	Brittany Winborne vs. Middle Tennessee (Feb. 21, 2016)
22.....	Gloria Helton vs. VCU (Feb. 7, 1980)
21.....	Deanna Jackson vs. USF (Jan. 15, 2000)
21.....	Kaneika Curry vs. Chattanooga (Jan. 21, 1991)
21.....	Kim Brown vs. Southern Miss (Feb. 27, 1998)
ASSISTS	
17.....	Kitty Price vs. UAH (Feb. 6, 1986)
BLOCKED SHOTS	
7.....	Angela Vendrell vs. North Texas (March 1, 2018)
7.....	Michaela Kleist vs. SMU (Feb. 7, 2013)
6	Zakya Weathersby vs. Samford (Dec. 3, 2019)
6.....	Kayla Anderson at FIU (Jan. 11, 2015)
STEALS	
13.....	Wanda Hightower vs. Auburn (Jan. 26, 1980)
MINUTES PLAYED	
52.....	Karisma Chapman vs. SMU (Feb. 7, 2013; 3OT)
52.....	Diamond Rogers vs. Tulsa (Feb. 14, 2008; 2OT)
50.....	Rachael Childress vs. North Texas (March 8, 2017; 2OT)
50.....	Carmen Guzman vs. ECU (Feb. 12, 2006; 2OT)
50.....	Valecia Bucker vs. Southern Miss (Dec. 3, 1991; 2OT)
TRIPLE-DOUBLES	
10 points, 19 rebounds, 10 assists	Angela Vendrell at Alcorn State (Dec. 15, 2019)
29 points, 11 rebounds, 10 assists.....	Natasha Thomas vs. Texas Pan-American (Dec. 8, 2001)
32 points, 16 rebounds, 10 assists.....	Deanna Jackson vs. Alabama A&M (Nov. 21, 2001)



UAB VS. OLD DOMINION

Head-to-Head

18-10.....	Overall Record.....	24-4
10-6.....	Conference Record.....	14-2
W1.....	Streak.....	W2
73.6.....	PPG.....	66.4
65.6.....	Opp PPG.....	54.4
+7.9.....	Scoring Margin.....	+12.0
446.....	FG Pct.....	408
389.....	FG Pct. Defense.....	345
385.....	3-Pt FG Pct.....	320
289.....	3-Pt FG Pct. D.....	234
.748.....	FT Pct.....	.602
37.2.....	RPG.....	42.1
36.8.....	Opp RPG.....	36.1
+0.4.....	Reb. Margin.....	+6.0
438.....	Assists.....	322
15.6.....	APG.....	11.5
375.....	TOs.....	389
13.4.....	TOs PG.....	13.9
345.....	Opp TOs PG.....	15.0
12.3.....	A/TO Ratio.....	0.8
138.....	Steals.....	225
4.9.....	Stl. PG.....	8.0
96.....	Blocks.....	105
3.4.....	Blk PG.....	3.8

Scouting Old Dominion

-With only two regular season games to go Old Dominion sits at the top of the C-USA standings with a 14-2 conference record. The Monarchs are tied with Rice for the best record but hold the tiebreaker due to their win over the Owls in February.

-ODU leads the conference in scoring defense, allowing just 54.4 points per game to its opponents, which ranks 10th in the NCAA.

-The Monarchs have the second best rebounding margin in C-USA with a +6.0 margin. They average 13.9 offensive rebounds and 28.3 defensive rebounds per game.

-Old Dominion is undefeated (14-0) at home this season. The Monarchs draw the second largest home crowd in C-USA averaging 2,281 in attendance at Chartway Arena this season.

LAST TIME AGAINST: UAB VS. OLD DOMINION | JAN. 4, 2020

BIRMINGHAM – Four different Blazers scored double figures as UAB defeated Old Dominion 76-65 to earn its first conference win of the season Saturday afternoon at Bartow Arena.

Seniors Imani Johnson and Rachael Childress led the way for the green and gold each scoring 17 points on the afternoon. Miyah Barnes added 13 points with five assists and Trista Magee recorded 11 points and five rebounds in the win.

UAB (9-5, 1-1 C-USA) put on a defensive display in the first half holding ODU to only seven points in the first quarter and nine in the second. The Blazers used a 10-0 run to build a 17-7 lead after one quarter with threes from Barnes, Margaret Whitley and Angela Vendrell.

Old Dominion (11-3, 1-1 C-USA) struggled to find any offense in the first half shooting just 16.7 percent in the first 20 minutes of play.

Childress began to heat up in the second quarter making back-to-back threes and scoring 11 of the Blazers 15 points in the quarter to put UAB up 32-16 at the half.

The second half began with a strong basket from Vendrell who drove the lane and took on two ODU defenders for the layup and the foul. Magee added a layup, a three pointer and a pair of free throws in the quarter to bring her total up to eight points on the night. Johnson began her take-over in the closing minutes of the third quarter with a pair of jump shots to give UAB the 23-point lead with 10 minutes left to play.

The Monarchs finally got their offense going in the fourth scoring their first six points of the quarter. ODU would score 34 in the final 10 minutes but the Blazers would hang on for the win off nine fourth quarter points from Johnson. Old Dominion pulled within nine points with 43 seconds remaining but a pair of free throws by Johnson helped ice the game for UAB.

"This was a big win for our team," said head coach Randy Norton. "We really challenged our players after the Charlotte game to defend better and rebound the ball. I saw a team today that played with grit and toughness like they have never played before and it shows them what they are capable of doing. The bench was really the key to our game today, we had some tired players out there in the fourth quarter, but the bench was able to provide that extra spark we needed to get the job done."

Old Dominion came into the contest allowing only 51.5 points and gathering 41.8 rebounds per game. The Blazers put up 76 points and out rebounded the Monarchs 43-35 on the afternoon. UAB converted 20 of 26 free throws with Johnson going 7-9 and Barnes going 6-6 from the charity stripe. Vendrell came close to another triple-double with a team leading nine rebounds and seven assists while adding nine points to her stat line.

The Monarchs were paced by Victoria Morris and Aziah Hudson who each recorded 12 points on the afternoon.

		Official Basketball Box Score -- Game Totals -- Final Statistics															
		Old Dominion vs UAB															
		1/4/20 2:00 pm at Birmingham, ALA. Bartow Arena															
		Old Dominion 65 • 11-3, 1-1 C-USA															
##	Player	Total	3-Ptr	Rebounds			PF	TP	A	To	Blk	Stl	Min				
		FG-FGA	FG-FGA	FT-FTA	Off	Def	Tot										
01	Adams, Mariah	4-4	2-2	0-0	0	0	0	4	10	1	5	0	1	19			
03	Wayne, Ajah	3-12	0-3	1-2	4	4	8	5	7	0	1	0	1	21			
04	Hudson, Aziah	4-9	3-6	1-1	0	1	1	4	12	1	1	0	1	24			
05	Morris, Victoria	4-15	1-10	3-4	0	2	0	12	0	1	0	1	35				
11	Edwards, Taylor	3-10	0-2	4-5	4	3	7	4	10	3	0	0	21				
12	Register, Amaya	1-5	1-3	4-4	0	2	0	7	0	1	0	0	20				
14	Carter, Dejah	0-0	0-0	0-0	0	0	0	2	0	0	0	0	2				
23	Young, Amari	3-8	0-1	1-1	1	3	4	4	7	1	2	0	27				
25	Scott, Ashley	0-0	0-0	0-0	2	5	7	1	0	0	1	4	22				
31	Reichert, Marie	0-0	0-0	0-0	0	2	2	2	0	0	1	0	10				
	Team				0	2	2										
	Totals	22-63	7-27	14-17	11	24	35	26	65	6	12	5	7	201			
1st - FG %:		2-15 13.3%	2nd: 3-15 20.0%	3rd: 6-16 37.5%	4th: 11-17 64.7%			Game: 22-63 34.9%		Deadball		Rebounds		2			
3FG %:		0-6 0.0%	0-2 0.0%	2-8 25.0%	5-11 45.5%			7-27 25.9%		14-17 82.4%							
FT %:		3-3 100.0%	3-4 75.0%	1-2 50.0%	7-8 87.5%												
		UAB 76 • 9-5, 1-1 C-USA															
##	Player	Total	3-Ptr	Rebounds			PF	TP	A	To	Blk	Stl	Min				
		FG-FGA	FG-FGA	FT-FTA	Off	Def	Tot										
00	Barnes, Miyah	3-12	1-3	6-6	1	3	4	2	13	5	4	0	1	33			
01	Whitley, Margaret	2-4	2-4	1-2	0	0	0	1	7	0	0	1	11				
02	Mitchell, Sam	0-0	0-0	0-0	0	0	0	1	0	0	0	0	0	35			
03	Vendrell, Angela	3-7	2-2	1-3	2	7	9	3	9	7	2	0	1	16			
10	Rosenfeldt, Sara	0-0	0-0	0-0	1	1	2	0	0	0	1	0	0	5			
12	Magee, Trista	3-7	1-4	4-4	0	5	5	0	11	1	1	0	0	30			
13	Thomas, Katelynn	1-3	0-0	0-0	2	0	2	3	2	0	1	0	0	12			
23	Kerstein, Lea	0-0	0-0	0-0	0	0	0	0	0	0	0	0	0	5			
32	Childress, Rachael	7-12	2-3	1-2	0	3	3	17	1	3	0	1	32				
34	Johnson, Imani	5-11	0-2	7-9	4	3	7	1	17	1	0	0	0	26			
55	Weathersby, Zakylia	0-1	0-0	0-0	0	2	2	0	0	0	0	0	0	3			
	Team				2	7	9										
	Totals	24-57	8-18	20-26	12	31	43	14	76	15	13	0	4	200			
1st - FG %:		6-14 42.9%	2nd: 5-14 35.7%	3rd: 7-18 38.9%	4th: 6-11 54.5%			Game: 24-57 42.1%		Deadball		Rebounds		3			
3FG %:		3-6 50.0%	3-4 75.0%	1-6 16.7%	1-2 50.0%			8-18 44.4%		20-26 76.9%							
FT %:		2-3 66.7%	2-4 50.0%	7-9 77.8%	9-10 90.0%												
		Officials: Angelica Suffren, Maj Forsberg, David Jenkins															
		Technical fouls: Old Dominion-None. UAB-None.															
		Attendance: 495															
Score by periods		1st	2nd	3rd	4th	Total											
Old Dominion		7	9	15	34	65	Points	In	Off	2nd	Fast	Bench					
ODU		20	9	7	2	29	T/O	Chance	Break								
UAB		17	15	22	22	76	UABWB	15	10	0	24						
		Last FG - ODU 4th-00:17, UABWB 4th-03:25.															
		Largest lead - ODU None, UABWB by 26 3rd-03:48.															
		ODU led for 00:00, UABWB led for 37:15. Game was tied for 02:45.															
		Score tied - 3 times.															
		Lead changed - 0 times.															



LAST TIME OUT: UAB VS. UTSA | FEB. 29, 2020

SAN ANTONIO, Texas – Rachael Childress moved into sixth place in NCAA history in threes made in UAB's 87-51 win over UTSA on Saturday afternoon.

Childress scored 24 points in 22 minutes shooting 66.7 percent from the field and going 4-for-5 from long range including recording her 411th career three to move into sixth place. Imani Johnson added 14 of her own with five rebounds. Lea Kerstein scored 13, going 3-for-4 from three.

UAB (18-10, 10-6 C-USA) found a first quarter spark from Childress who recorded 12 of her 24 points in the first 10 minutes of play. The Blazers went on a 11-2 run to close out the first quarter and lead 26-19.

UTSA (6-21, 2-14 C-USA) opened the second quarter with a 6-2 run before the Blazers scored 16 unanswered. Childress added seven more, Angela Vendrell scored five and Sara Rosenfeldt added four. UAB went into the half with a 17-point lead.

Seven different Blazers scored in the third quarter to increase UAB's lead to 30 points going into the final 10 minutes of play.

Kerstein knocked down two more threes in the fourth quarter to bring her total to three on the afternoon. With 2:09 remaining in the game, Jasmine Gracie stole the ball off an inbounds pass and streaked down the court for a fast break layup to give UAB a 40-point lead. UTSA scored the final four points of the game but the Blazers walked away with the 87-51 victory on the road.

"I'm really pleased with our team's effort and energy today," said head coach Randy Norton. "It was a great team win for us today."

UAB reeled in 47 rebounds on the afternoon to win the battle on the glass, leading to 15 second chance points.

UAB - 87		Record: 18-10 (10-6)													Shooting By Period					
NO. Name	Min	FG	3P	FT	Rebounds	Fouls	TP	AS	TO	ST	Blocks	+/-	1st FG%	2nd FG%	3rd FG%	4th FG%	GM FG%	3PT%	FT%	
		M/A	M/A	M/A	OR	DR	TOT				BS	BA								
3 Angela Vendrell	F 23:12	2-4	1-1	4-4	0	7	7	1	3	3	0	0	3	0	0	0	28	3PT%	3-6	50.0%
34 Imani Johnson	F 19:58	4-8	0-0	6-7	2	3	5	3	7	14	1	2	0	0	0	1	25	FT%	11-12	91.7%
00 Miyah Barnes	G 20:18	3-6	0-1	1-1	0	6	6	2	1	7	3	1	0	0	0	15	2nd FG%	7-16	43.8%	
12 Trista Magee	G 22:20	1-6	0-3	2-2	0	5	5	2	3	4	0	1	0	0	0	25	3PT%	2-5	40.0%	
32 Rachael Childress	G 21:53	6-9	4-5	8-8	0	1	1	0	4	24	1	1	0	0	0	27	FT%	2-2	100%	
55 Zakyia Weathersby	G 05:45	0-1	0-0	0-0	0	0	0	0	2	0	0	0	0	0	0	3	2nd FG%	5-18	44.4%	
1 Margaret Whitley	17:40	1-8	1-5	0-0	0	1	1	2	1	3	1	3	0	0	0	11	3PT%	3-8	37.5%	
10 Sara Rosenfeldt	19:46	3-5	0-1	2-2	3	4	7	2	1	8	1	0	1	0	1	25	FT%	5-7	71.4%	
2 Sam Mitchell	19:42	1-4	1-2	0-0	0	3	3	0	1	3	1	2	1	0	0	21	4th FG%	6-10	60.0%	
23 Lea Kerstein	18:07	5-6	3-4	0-0	0	2	2	0	0	13	1	0	0	0	0	9	3PT%	2-3	66.7%	
24 Audrey Jordan	07:45	0-1	0-0	0-2	1	2	3	2	1	0	0	0	0	2	0	4	FT%	5-5	100%	
25 Jasmine Gracie	03:34	1-1	0-0	0-0	0	1	1	0	0	2	0	1	1	0	0	1	GM FG%	27-59	45.8%	
Team					3	3	6			0		0					3PT%	10-22	45.5%	
Totals		27-59	10-22	23-26	9	38	47	16	22	87	12	12	3	5	2	36	FT%	23-26	88.5%	

UTSA - 51		Record: 6-21 (2-14)													Shooting By Period					
NO. Name	Min	FG	3P	FT	Rebounds	Fouls	TP	AS	TO	ST	Blocks	+/-	1st FG%	2nd FG%	3rd FG%	4th FG%	GM FG%	3PT%	FT%	
		M/A	M/A	M/A	OR	DR	TOT				BS	BA								
1 Evelyn Omemimah	F 28:18	1-6	0-0	1-6	3	5	8	4	3	3	1	1	1	0	0	26	3PT%	2-5	40.0%	
15 Timesa Toth	F 25:29	2-5	0-0	3-3	3	1	4	2	4	7	1	1	0	0	0	24	FT%	3-3	100%	
32 Adyana Quezada	F 29:47	5-15	0-0	6-7	1	7	8	1	4	18	0	3	1	0	0	30	2nd FG%	4-15	26.7%	
10 Karley Larson	G 35:00	1-9	1-5	0-0	0	0	0	2	0	3	0	1	1	1	1	38	3PT%	0-3	0.0%	
34 Karrington Donald	G 36:59	5-21	1-6	1-2	0	4	4	3	2	12	0	2	2	0	3	36	FT%	0-2	0%	
3 Elena Blanding	08:53	0-0	0-0	0-0	0	4	4	5	0	0	0	1	0	0	0	8	4th FG%	2-14	14.3%	
11 Charlene Mass	14:04	2-7	0-1	0-0	1	0	1	2	1	4	0	1	0	0	1	13	3PT%	0-3	0.0%	
22 Ceyenne Mass	21:20	2-5	0-3	0-2	3	1	4	3	2	4	0	1	1	0	0	8	FT%	7-14	50%	
Team					5	3	8			0		0					GM FG%	6-19	31.6%	
Totals		19-68	2-15	11-20	16	25	41	22	16	51	2	11	6	2	5	36	3PT%	0-4	0.0%	
																	FT%	1-1	100%	
																	GM FG%	19-68	27.9%	
																	3PT%	2-15	13.3%	
																	FT%	11-20	55.0%	

UAB		UTSA		Points from Turnovers		Period by Period Scoring					
Biggest lead	40 (4 th 2:09)	4 (1 st 8:35)	UAB	UTSA	1st	2nd	3rd	4th	TOT		
Best Scoring Run	16 (2 nd 1:48)	5 (1 st 3:41)	Point	30	22	UAB	26	18	24	19	87
Lead Changes	5		Second Chance	15	15						
Times Tied	4		Fast Breaks	11	8						
Time with Lead	34:31	02:53	Bench	29	8	UTSA	19	8	11	13	51

BLAZERS IN THEIR LAST THREE GAMES

#	Player	gp-gs	min	avg	Total			3-Point		F-Throw		Rebounds				pf	dq	a	to	blk	stl	pts	avg
					fg-fga	fg%	3fg-fga	3fg%	ft-fta	ft%	off	def	tot	avg									
32	Childress,Rachael	3-3	98	32.7	16-32	.500	9-16	.563	12-13	.923	2	8	10	3.3	4	0	3	1	0	3	53	17.7	
00	Barnes,Miyah	3-3	85	28.3	14-34	.412	3-12	.250	7-10	.700	2	11	13	4.3	8	0	8	5	0	1	38	12.7	
03	Vendrell,Angela	3-3	80	26.7	10-16	.625	3-5	.600	7-10	.700	5	13	18	6.0	9	0	10	6	3	1	30	10.0	
10	Rosenfeldt,Sara	3-0	48	16.0	6-9	.667	0-1	.000	8-10	.800	7	5	12	4.0	6	0	4	1	0	1	20	6.7	
34	Johnson,Imani	3-1	49	16.3	5-12	.417	0-1	.000	8-11	.727	8	11	19	6.3	7	0	2	4	0	1	18	6.0	
55	Weathersby,Zakyia	3-2	45	15.0	7-12	.583	0-0	.000	0-2	.000	2	4	6	2.0	5	0	1	6	1	0	14	4.7	
23	Kerstein,Lea	3-0	22	7.3	5-6	.833	3-4	.750	0-0	.000	0	3	3	1.0	0	0	1	2	0	0	13	4.3	
01	Whitley,Margaret	3-0	49	16.3	4-18	.222	3-13	.231	0-1	.000	1	5	6	2.0	2	0	2	4	0	2	11	3.7	
02	Mitchell,Sam	3-0	36	12.0	3-8	.375	2-4	.500	0-0	.000	0	4	4	1.3	1	0	2	5	0	1	8	2.7	
25	Gracie,Jasmine	1-0	4	4.0	1-1	1.000	0-0	.000	0-0	.000	0	1	1	1.0	0	0	0	1	0	1	2	2.0	
12	Magee,Trista	3-3	76	25.3	2-22	.091	0-13	.000	2-2	1.000	1	12	13	4.3	4	0	3	4	0	0	6	2.0	
24	Jordan,Audrey	1-0	8	8.0	0-1	.000	0-0	.000	0-2	.000	1	2	3	3.0	2	0	0	0	2	0	0	0.0	
	Team										6	7	13										
	Total.....	3	600		73-171	.427	23-69	.333	44-61	.721	35	86	121	40.3	48	0	36	40	6	11	213	71.0	
	Opponents.....	3	601		65-171	.380	17-61	.279	37-56	.661	27	72	99	33.0	58	-	25	32	7	20	184	61.3	

STAT FACTS

UAB's Record When

	Overall	C-USA
Leading After 1Q	15-2	--
Trailing After 1Q	3-6	--
Tied After 1Q	1-1	--
Leading At Halftime	15-1	--
Trailing at Halftime	3-9	--
Tied at Halftime	--	--
Leading After 3Q	15-1	--
Trailing After 3Q	2-9	--
Tied After 3Q	1-0	--
Shoot high FG Pct. than Opp	15-2	--
Shoot lower or equal FG Pct.	4-8	--
Shoot 40 Pct. or higher	16-4	--
Shoot lower than 40 Pct.	2-6	--
Opp. shoot 40 Pct. or higher	4-6	--
Opp. shoot lower than 40 Pct.	13-4	--
Shoot higher 3FG Pct. than opp	15-6	--
Shoot lower or equal 3FG Pct. than opp	3-4	--
Shoot 30 Pct. or higher	15-5	--
Shoot lower than 30 Pct.	3-5	--
Opp. shoot 30 Pct. or higher	4-6	--
Opp. shoot lower than 30 Pct.	14-4	--
Score fewer than 60 points	1-4	--
Score 60-69 points	2-3	--
Score 70-79 points	7-2	--
Score 80+ points	8-1	--
Games decided by 1-5 points	2-3	--
Games decided by 6-10 points	2-5	--
Games decided by 11-19 points	7-1	--
Games decided by 20+ points	6-1	--
Opp. scores fewer than 60 points	8-0	--
Opp scores 60-69 points	7-4	--
Opp. scores 70-79 points	3-3	--
Opp. scores 80+ points	0-3	--
Games decided in regulation	18-9	--
Games decided in overtime	0-1	--
More rebounds than opp.	12-1	--
Fewer or equal rebounds than opp.	6-9	--
40 or more rebounds	9-1	--
Less than 40 rebounds	8-9	--
Fewer turnovers than opp.	8-3	--
More or equal turnovers than opp.	10-7	--
More points in paint than opp.	9-3	--
Fewer or equal paint points than opp.	9-7	--
More 2nd-chance points than opp.	8-3	--
Fewer or equal 2nd-chance than opp.	10-7	--
More bench points than opp.	12-5	--
Fewer or equal bench points than opp.	6-5	--
Games in November	4-2	--
Games in December	4-2	--
Games in January	6-3	--
Games in February	4-3	--
Games in March	--	--
Games in April	--	--
Sunday Games	2-2	--
Monday Games	1-0	--
Tuesday Games	1-0	--
Wednesday Games	1-0	--
Thursday Games	5-3	--
Friday Games	1-2	--
Saturday Games	7-3	--

STARTING LINEUPS

1	2	3	4	5	Record
Barnes	Childress	Magee	Vendrell	Johnson	12-4
Barnes	Childress	Magee	Vendrell	Thomas	5-5
Barnes	Childress	Magee	Vendrell	Weathersby	1-1

START CHART

Player	Current Streak	Long
Miyah Barnes	122	122
Rachael Childress	117	117
Angela Vendrell	37	56
Trista Magee	28	28
Katelynn Thomas	10	35
Imani Johnson	1	8
Zakyia Weathersby	0	2

19-20 SUPERLATIVES

Margin of Victory/Defeat	1	2	3	4	5	6	7-10	11-15	16-19	20+
Wins	1	1	-	-	1	1	1	3	4	6
Losses	-	1	-	1	1	-	4	1	-	1

Most First Quarter Points
 UAB: 33 vs. Florida Atlantic (1/18/20)
 Opponents: 25, Auburn (11/21/19)

Least First Quarter Points
 UAB: 9 at Rice (2/6/20)
 Opponents: 4, UTEP (2/1/20)

Most Second Quarter Points
 UAB: 27 vs. UTSA (1/30/20)
 Opponents: 26, Charlotte (1/2/20)

Least Second Quarter Points
 UAB: 9 vs. Middle Tennessee (2/15/20)
 Opponents: 8, UTSA (2/29/20)

Most First Half Points
 UAB: 55 vs. Florida Atlantic (1/18/20)
 Opponents: 43, Charlotte (1/2/20)

Least First Half Points
 UAB: 19 at Memphis (12/8/19)
 Opponents: 16, Old Dominion (1/4/20)

Largest Halftime Lead
 UAB: 26 vs. UTSA (1/30/20)
 Opponents: 15, Memphis (12/8/19)

Most Third Quarter Points
 UAB: 27 vs. Tuskegee (12/30/19)
 Opponents: 25, Oklahoma (11/10/19)

Least Third Quarter Points
 UAB: 12 at Rice (2/6/20)
 Opponents: 8, North Texas (2/8/20)

Most Fourth Quarter Points
 UAB: 26 vs. Tuskegee (12/30/19)
 Opponents: 34, Old Dominion (1/4/20)

Least Fourth Quarter Points
 UAB: 7 vs. Middle Tennessee (2/15/20)
 Opponents: 4, North Texas (2/8/20)

Largest Margin of Victory
 UAB: 43 vs. Tuskegee (12/30/19)
 Opponents: 25, Memphis (12/8/19)

PLAYER MILESTONES

Points Leader	Season	Career	Player	Season	Career	Player	Season	Career
Childress	17	53	Kerstein	2	4	Childress	2	3
Barnes	6	24	Mitchell	1	1	Magee	2	2
Thomas	2	12	Rosenfeldt	1	1	Kerstein	-	1
Johnson	1	4				Whitley	-	1
Magee	2	2						
Whitley	1	1	20+ Points	Season	Career	10+ Assists	Season	Career
Weathersby	1	1	Childress	9	22	Barnes	-	4
			Barnes	5	12	Vendrell	2	3
			Thomas	3	10			
			Weathersby	1	1	5+ Steals	Season	Career
						Barnes	-	1
Reb Leader	Season	Career	30+ Points	Season	Career	Vendrell	1	1
Vendrell	15	37	Weathersby	1	1			
Childress	3	14				3+ Blocks	Season	Career
Thomas	1	12				Vendrell	3	12
Johnson	3	12	3+ 3-Pointers	Season	Career	Thomas	2	5
Magee	5	11	Childress	20	77	Weathersby	2	2
Rosenfeldt	4	6	Barnes	4	15			
Weathersby	3	3	Magee	7	12	Double-Doubles	Season	Career
Barnes	-	1	Kerstein	2	5	Vendrell	1	3
			Whitley	1	4	Barnes	-	1
Assists Leader	Season	Career	10+ Rebounds	Season	Career	Childress	-	1
Barnes	11	55	Vendrell	7	13	Johnson	-	1
Vendrell	15	25	Thomas	-	2	Thomas	-	1
Childress	3	9	Childress	-	1	Johnson	-	1
Magee	4	5	Johnson	-	1	Weathersby	1	1
Whitley	-	1	Magee	-	1			
			Whitley	1	1	Triple-Doubles	Season	Career
10+ Points	Season	Career	Rosenfeldt	1	1	Vendrell	1	1
Childress	27	94	Weathersby	1	1			
Barnes	16	65						
Thomas	7	43	15+ Rebounds	Season	Career			
Johnson	8	28	Vendrell	1	1			
Magee	11	16						
Vendrell	4	9	5+ Assists	Season	Career			
Weathersby	7	7	Barnes	9	45			
Whitley	2	4	Vendrell	12	26			

SCHEDULE/RESULTS

RECORD	OVERALL	HOME	AWAY	NEUTRAL
All-Games	18-10	11-4	6-5	1-1
Conference	10-6	5-3	5-3	--
Nonconference	9-6	7-2	1-2	1-1


Date	Opponent	Result /Score	Pts Leader	Rbs Leader	Asst. Leader
11/8	South Alabama	W, 77-61	Childress, 26	Vendrell, 14	Barnes, 6
11/10	at Oklahoma	L, 75-82	Barnes, 25	Vendrell, 12	Barnes, 5
11/15	Boise State	L, 81-83	Barnes, 23	Vendrell, 8	Vendrell, 5
11/21	Auburn	W, 80-75	Childress, 23	Vendrell, 7	Barnes, 4 Magee, 4
11/24	McNeese State	W, 97-70	Magee, 17	Rosenfeldt, 6	Barnes, 7
11/27	UAH	W, 74-57	Whitley, 19	Vendrell, 10	Barnes, 6 Childress, 6
12/3	Samford	W, 76-69	Childress, 20	Vendrell, 9	Childress, 4 Vendrell, 4
12/8	at Memphis	L, 52-77	Childress, 12	Rosenfeldt, 8	Barnes, 5
12/15	at Alcorn State	W, 86-65	Childress, 25	Vendrell, 19	Vendrell, 10
12/20	Colorado	L, 69-77 (OT)	Childress, 19	Magee, 7 Weathersby, 7	Vendrell, 8
12/21	Texas Southern	W, 84-68	Thomas, 24	Vendrell, 5 Weathersby, 5 Magee, 5	Childress, 8
12/30	Tuskegee	W, 103-60	Weathersby, 30	Weathersby, 12	Vendrell, 5
1/2	Charlotte	L, 75-83	Thomas, 25	Thomas, 8	Barnes, 6
1/4	Old Dominion	W, 76-65	Childress, 17 Johnson, 17	Vendrell, 9	Vendrell, 7
1/9	at WKU	L, 65-69	Childress, 15	Vendrell, 5	Magee, 5
1/11	at Marshall	L, 56-61	Childress, 10 Barnes, 10	Vendrell, 12	Vendrell, 5
1/16	FIU	W, 71-58	Childress, 19	Vendrell, 8	Vendrell, 4
1/18	Florida Atlantic	W, 92-73	Childress, 23	Vendrell, 5 Johnson, 5	Vendrell, 11
1/23	at Southern Miss	W, 74-68	Barnes, 20	Magee, 7	Magee, 5
1/25	at Louisiana Tech	W, 71-51	Childress, 15 Magee, 15	Vendrell, 7	Vendrell, 9
1/30	UTSA	W, 94-55	Barnes, 16	Rosenfeldt, 9	Magee, 4
2/1	UTEP	W, 63-51	Childress, 26	Vendrell, 14	Barnes, 3 Magee, 3 Vendrell, 3
2/6	Rice	L, 53-64	Childress, 10	Childress, 6	Vendrell, 5
2/8	North Texas	W, 51-50	Childress, 18	Childress, 9	Barnes, 4
2/15	Middle Tennessee	L, 52-62	Barnes, 13	Vendrell, 6 Magee, 6	Vendrell, 7
2/20	Middle Tennessee	W, 61-59	Childress, 16	Childress, 6 Johnson, 6 Magee, 6	Barnes, 4
2/22	Rice	L, 65-74	Barnes, 25	Johnson, 8	Vendrell, 5
2/29	UTSA	W, 87-51	Childress, 24	Vendrell, 7 Johnson, 7	Vendrell, 3 Barnes, 3



CONFERENCE USA/NCAA STATS & NEWS

STATISTICAL RANKINGS

Team	No.	NCAA	C-USA	Individual (C-USA Top 15 Only)				
Scoring	73.6	32	2	Category	Player	No.	NCAA	C-USA
Scoring Defense	65.6		11	Scoring	Childress	17.0		4
Scoring Margin	+7.9		3	Rebounding	Vendrell	7.6		8
FG Percentage	.446	26	2	FG Pct.	Childress	.438		11
FG Percentage Defense	.389		5	3pt. FG Pct.	Childress	.460	6	1
3FG Percentage	.385	6	1	3pt. FG/PG	Childress	3.5	2	1
3FG Made Per Game	8.8	12	1		Magee	1.6		12
3FG Made	247	13	1	3pt. FG Made	Childress	99	T-2	1
FT Percentage	.748	43	1		Magee	46		11
Rebounds Per Game	37.2		10	FT Pct.	Barnes	.864	26	1
Rebound Margin	+0.4		8	Assists PG	Vendrell	4.6		2
Assists Per Game	15.6	40	1		Barnes	3.4		8
Assist Turnover Ratio	1.2	27	1	Assist/TO	Vendrell	2.0		1
Blocks Per Game	3.4		6		Barnes	1.3		8
Steals Per Game	4.9		14	Def. Rb/Gm	Vendrell	6.2		5
Turnovers Per Game	13.4	39	1	Blocks/Gm	Weathersby	1.0		8
Turnover Margin	-1.1		10		Vendrell	1.0		9
				Minutes	Childress	33.4		9
					Barnes	32.3		12



Senior guard Rachael Childress is the nation's active career three-point shooter with 411 career threes. She broke the UAB three-point record on Nov. 8 against Samford (while tying a career-high eight threes in a game) and the C-USA record on Dec. 8 against Memphis. Childress currently sits at 6th in NCAA history in three-pointers made.

CONFERENCE USA HEAD-TO-HEAD

	CLT	FAU	FIU	LATECH	MARSH	MT	UNT	ODU	RICE	USM	UAB	UTEP	UTSA	WKU
	--	Jan. 23 (FAU)	Jan. 25 (FIU)	Jan. 30 (CLT)	Jan. 16 (CLT)	Jan. 4 (MT)	Feb. 13 (CLT)	Jan. 11 (ODU) Feb. 20 (CLT)	Feb. 15 (CLT)	Feb. 1 (CLT)	Jan. 2 (UAB)	Feb. 6 (UTEP)	Feb. 8 (UTSA)	Jan. 18 (CLT)
	Jan. 23 (FAU)	--	Feb. 8 (FIU) Feb. 20 (FAU)	Feb. 15 (FAU)	Feb. 1 (MAR)	Jan. 16 (MT)	Jan. 11 (FAU)	Jan. 25 (FAU)	Jan. 9 (FAU)	Feb. 13 (FAU)	Jan. 18 (UAB)	Jan. 4 (UTEP)	Jan. 2 (UTSA)	Jan. 30 (WKU)
	Jan. 25 (FIU)	Feb. 8 (FIU) Feb. 20 (FAU)	--	Feb. 13 (FIU)	Jan. 30 (MAR)	Jan. 18 (MT)	Jan. 9 (FIU)	Jan. 23 (FIU)	Jan. 11 (FIU)	Feb. 15 (FIU)	Jan. 16 (UAB)	Jan. 2 (UTEP)	Jan. 4 (UTSA)	Feb. 1 (WKU)
	Jan. 30 (CLT)	Feb. 15 (FAU)	Feb. 13 (FIU)	--	Feb. 8 (LT)	Jan. 23 (LT)	Jan. 18 (UNT)	Feb. 1 (ODU)	Jan. 16 (RICE)	Jan. 4 (USM) Feb. 20 (LT)	Jan. 25 (LT)	Jan. 11 (LT)	Jan. 9 (LT)	Feb. 6 (LT)
	Jan. 16 (CLT)	Feb. 1 (MAR)	Jan. 30 (MAR)	Feb. 8 (LT)	--	Jan. 11 (MAR)	Jan. 4 (UNT)	Jan. 18 (ODU)	Jan. 2 (RICE)	Feb. 6 (USM)	Jan. 11 (MAR)	Feb. 15 (MAR)	Feb. 13 (MAR)	Jan. 25 (MAR) Feb. 20 (WKU)
	Jan. 4 (MT)	Jan. 16 (MT)	Jan. 18 (MT)	Jan. 23 (LT)	Jan. 11 (MAR)	--	Feb. 6 (UNT)	Jan. 2 (MT)	Feb. 8 (RICE)	Jan. 25 (USM)	Feb. 15 (UAB) Feb. 20 (MT)	Jan. 30 (MT)	Feb. 1 (MT)	Jan. 11 (WKU)
	Feb. 13 (CLT)	Jan. 11 (FAU)	Jan. 9 (FIU)	Jan. 18 (UNT)	Jan. 4 (UNT)	Feb. 6 (UNT)	--	Feb. 15 (ODU)	Feb. 1 (UNT) Feb. 20 (RICE)	Jan. 16 (UNT)	Feb. 8 (UNT)	Jan. 25 (UTEP)	Jan. 23 (UTSA)	Jan. 2 (UNT)
	Jan. 11 (ODU) Feb. 20 (CLT)	Jan. 25 (FAU)	Jan. 23 (FIU)	Feb. 1 (ODU)	Jan. 18 (ODU)	Jan. 2 (MT)	Feb. 15 (ODU)	--	Feb. 13 (ODU)	Jan. 30 (ODU)	Jan. 4 (UAB)	Feb. 8 (UTEP)	Feb. 6 (UTSA)	Jan. 16 (ODU)
	Feb. 15 (CLT)	Jan. 9 (FAU)	Jan. 11 (FIU)	Jan. 16 (RICE)	Jan. 2 (RICE)	Feb. 8 (RICE)	Feb. 1 (UNT) Feb. 20 (RICE)	Feb. 13 (ODU)	--	Jan. 18 (RICE)	Feb. 6 (RICE)	Jan. 23 (UTEP)	Jan. 25 (UTSA)	Jan. 4 (RICE)
	Feb. 1 (CLT)	Feb. 13 (FAU)	Feb. 15 (FIU)	Jan. 4 (USM) Feb. 20 (LT)	Feb. 6 (USM)	Jan. 25 (USM)	Jan. 16 (UNT)	Jan. 30 (ODU)	Jan. 18 (RICE)	--	Jan. 23 (USM)	Jan. 9 (USM)	Jan. 11 (USM)	Feb. 8 (USM)
	Jan. 2 (UAB)	Jan. 18 (UAB)	Jan. 16 (UAB)	Jan. 25 (LT)	Jan. 11 (MAR)	Feb. 15 (UAB) Feb. 20 (MT)	Feb. 8 (UNT)	Jan. 4 (UAB)	Feb. 6 (RICE)	Jan. 23 (USM)	--	Feb. 1 (UAB)	Jan. 30 (UAB)	Jan. 9 (WKU)
	Feb. 6 (UTEP)	Jan. 4 (UTEP)	Jan. 2 (UTEP)	Jan. 11 (LT)	Feb. 15 (MAR)	Jan. 30 (MT)	Jan. 25 (UTEP)	Feb. 8 (UTEP)	Jan. 23 (UTEP)	Jan. 9 (USM)	Feb. 1 (UAB)	--	Jan. 18 (UTEP) Feb. 20 (UTSA)	Feb. 13 (WKU)
	Feb. 8 (UTSA)	Jan. 2 (UTSA)	Jan. 4 (UTSA)	Jan. 9 (LT)	Feb. 13 (MAR)	Feb. 1 (MT)	Jan. 23 (UTSA)	Feb. 6 (UTSA)	Jan. 25 (UTSA)	Jan. 11 (USM)	Jan. 30 (UAB)	Jan. 18 (UTEP) Feb. 20 (UTSA)	--	Feb. 15 (WKU)
	Jan. 28 (CLT)	Jan. 30 (WKU)	Feb. 1 (WKU)	Feb. 6 (LT)	Jan. 25 (MAR) Feb. 20 (WKU)	Jan. 11 (WKU)	Jan. 2 (UNT)	Jan. 16 (ODU)	Jan. 4 (RICE)	Feb. 8 (USM)	Jan. 9 (WKU)	Feb. 13 (WKU)	Feb. 15 (WKU)	--

C-USA WEEKLY AWARDS

2019-20 C-USA Player of the Week Awards

11/11- Anastasia Hayes, Middle Tennessee
11/11- *Miyah Barnes, UAB*
11/18- Ajah Wayne, Old Dominion
11/25- Crystal Primm, Florida Atlantic
12/2- Raneem Elgedawy, WKU
12/9- Dee Givens, WKU
12/16- *Angela Vendrell, UAB*
12/23- Jade Phillips, Charlotte
12/30- Charity Savage, Middle Tennessee
1/6- Erica Ogwumike, Rice
1/13- Keiunna Walker, Louisiana Tech
1/13- Anastasia Hayes, Middle Tennessee
1/20- Ajah Wayne, Old Dominion
1/20- Nancy Mulkey, Rice
1/27- Erica Ogwumike, Rice
2/3- Raneem Elgedawy, WKU
2/10- Erica Ogwumike, Rice
2/17- Ajah Wayne, Old Dominion
2/24- Erica Ogwumike, Rice
3/2- Anastasia Hayes, Middle Tennessee

2019-20 C-USA Freshman of the Week Awards

11/11- Savannah Wheeler, Marshall
11/18- Lauren Schwartz, Rice
11/25- Aislynn Hayes, Middle Tennessee
12/2- Arina Khlopkova, UTEP
12/9- Mikayla Woods, UTSA
12/16- Lotta Vehka-Aho, Florida Atlantic
12/23- Aislynn Hayes, Middle Tennessee
12/23- Adryanna Quezada, UTSA
12/30- Aislynn Hayes, Middle Tennessee
1/6- Lauren Shwartz, Rice
1/6- Mikayla Woods, UTSA
1/13- Lotta Vehka-Aho, Florida Atlantic
1/20- Courtney Whitson, Middle Tennessee
1/27- Mikayla Woods, UTSA
2/3- Aislynn Hayes, Middle Tennessee
2/10- Aislynn Hayes, Middle Tennessee
2/17- Savannah Wheeler, Marshall
2/24- Aislynn Hayes, Middle Tennessee
3/2- Aislynn Hayes, Middle Tennessee

AROUND THE LEAGUE

Past Games...

SAT. FEBRUARY 22

WKU (69), Florida Atlantic (56)
Old Dominion (64), Marshall (54)
FIU (52), Louisiana Tech (62)
Middle Tennessee (92), UTEP (80)
Rice (74), UAB (65)
Charlotte (59), Southern Miss (55)
UTSA (55), North Texas (94)

WED. FEBRUARY 26

Florida Atlantic (49), Old Dominion (60)

SAT. FEBRUARY 29

North Texas (77), Marshall (69)
UAB (87), UTSA (51)
Southern Miss (72), UTEP (80)
Rice (73), Louisiana Tech (60)
FIU (31), Charlotte (49)
WKU (103), Middle Tennessee (108)

Coming Up...

THURS. MARCH 5

UAB vs. Old Dominion

Charlotte vs. WKU
Marshall vs. FIU
Florida Atlantic vs. Southern Miss
North Texas vs. Middle Tennessee
UTEP vs. Rice
Louisiana Tech vs. UTSA

5:30 p.m.
6 p.m.
6 p.m.
6 p.m.
6:30 p.m.
7 p.m.
7 p.m.

SAT. MARCH 7

Marshall vs. Florida Atlantic
UTSA vs. FIU
Louisiana Tech vs. WKU
Southern Miss vs. UAB
Middle Tennessee vs. Charlotte
Old Dominion vs. Rice
UTEP vs. North Texas

1 p.m.
1 p.m.
2 p.m.
2 p.m.
3 p.m.
3:30 p.m.
7 p.m.





MIYAH BARNES

GUARD

#0

5-5 | Sr.
Memphis, Tenn. / Central

QUICK HITS

- Named to the C-USA Preseason Team
- Nancy Lieberman Top 20 Watch List
- Reached the 1000 career point mark Nov. 8 against South Alabama
- Ranks second in UAB history in career assists with 509
- One of three Blazers to amass 1,000 points and 500 assists in a career
- Named C-USA Co-Player of the Week the week of Nov. 11

CAREER HIGHS

Points	19-20:.....25 (2x) last vs. Rice (2/22/20)
C:.....25 (2x) last vs. Rice (2/22/20)	
Rebounds	19-20:.....6 (3x) last at UTSA (2/29/20)
C:.....6 (8x) last at UTSA (2/29/20)	
Assists	19-20:.....7 vs. McNeese State (11/24/19)
C:.....11 vs. Memphis (11/15/18)	
Blocks	19-20:.....1 vs. South Alabama (11/8/19)
C:.....1 (2x) last vs. South Alabama (11/8/19)	
Steals	19-20:.....3 (2x) last vs. Auburn (11/21/19)
C:.....5 at Samford (12/5/18)	
Field Goals Made	19-20:.....10 at Oklahoma (11/10/19)
C:.....10 at Oklahoma (11/10/19)	
Field Goals Attempted	19-20:.....18 vs. Rice (2/22/20)
C:.....18 (2x) last vs. Rice (2/22/20)	
3-Point Field Goals Made	19-20:.....5 vs. Boise State (11/15/19)
C:.....5 (2x) last vs. Boise State (11/15/19)	
3-Point Field Goals Attempted	19-20:.....8 vs. Rice (2/22/20)
C:.....11 at FIU (1/5/19)	
Free Throws Made	19-20:.....11 vs. Colorado (12/20/19)
C:.....11 vs. Colorado (12/20/19)	
Free Throws Attempted	19-20:.....12 vs. Colorado (12/20/19)
C:.....14 vs. Southern Miss (1/12/19)	
Minutes	19-20:.....42 vs. Colorado (12/20/19)
C:.....49 vs. North Texas (3/8/17)	
Double Figures	19-20:.....17 Times
C:.....66 Times	
Double Doubles	19-20:.....Once
C:.....Once	

2018-19 (JUNIOR)

Named Second Team All-Conference USA...Represented UAB on the C-USA All-Tournament Team averaging 21.0 points per game and netting a career high five 3-pointers in the first round against Charlotte...One of four players to start all 33 games...Dished out 158 assists, fifth most in a single season in UAB history and most in C-USA...Ranked third on the team in scoring, averaging 10.9 points per game...Led UAB in assists 19 times, including a career high 11 against Memphis (Nov. 15)...Led the Blazers in scoring in 10 games, finishing with 18 double digit scoring games and four 20+ point games...Netted a career-best 23 points on six made fieldgoals with four assists in a victory over Southern Miss (Jan. 12)...Finished the year ranked sixth nationally in assist-to-turnover ratio (3.5) and first in C-USA in assists per game (4.8)...Helped UAB set the program records for 3-pointers in a season (291), 3-point field goals attempted (811), the third best 3-point field goal percentage (35.9%) and fifth best free throw percentage (72.0%)

BARNES GAME-BY-GAME

Opponent	MIN	FG-FGA	PCT	3FG-FGA	PCT	FT-FTA	PCT	O-D-T	AVG	PF	A	TO	BLK	STL	TP	AVG
South Alabama*	34	5-12	.417	1-4	.250	0-0	.000	1-3-4	4.0	0	6	5	1	1	11	11.0
Oklahoma*	34	10-17	.588	3-7	.429	2-2	1.000	0-4-4	4.0	0	5	4	0	1	25	18.0
Boise State*	38	8-12	.667	5-6	.833	2-3	.667	0-5-5	4.3	3	4	2	0	3	23	19.7
Auburn*	38	6-8	.750	4-4	1.000	6-6	1.000	0-3-3	4.0	2	4	5	0	3	22	20.3
McNeese State*	27	3-5	.600	1-1	1.000	2-2	1.000	0-1-1	3.4	0	7	1	0	0	9	18.0
UAH*	34	3-9	.333	1-3	.333	2-2	1.000	1-2-3	3.3	2	6	0	0	0	9	16.5
Samford*	34	2-7	.286	2-6	.333	8-10	.800	0-2-2	3.1	2	1	4	0	2	14	16.1
Memphis*	31	3-11	.273	1-4	.250	2-2	1.000	0-3-3	3.1	2	5	5	0	1	9	15.3
Alcorn State*	29	1-2	.500	0-0	.000	0-0	.000	0-3-3	3.1	3	5	4	0	1	2	13.8
Colorado*	42	2-12	.167	2-5	.400	11-12	.917	0-4-4	3.2	0	3	3	0	1	17	14.1
Texas Southern*	37	3-9	.333	2-4	.500	5-5	1.000	1-2-3	3.2	1	6	3	0	1	13	14.0
Tuskegee*	17	1-2	.500	1-2	.500	2-2	1.000	0-1-1	3.0	1	3	0	0	1	5	13.3
Charlotte*	37	5-9	.556	0-2	.000	1-1	1.000	0-3-3	3.0	1	6	1	0	1	11	13.1
Old Dominion*	33	3-12	.250	1-3	.333	6-6	1.000	1-3-4	3.1	2	5	4	0	1	13	13.1
WKU*	33	2-9	.222	1-3	.333	0-0	.000	0-2-2	3.0	5	0	5	0	0	5	12.5
Marshall*	30	4-12	.333	2-4	.500	0-0	.000	1-1-2	2.9	0	0	1	0	0	10	12.4
FIU*	33	4-12	.333	2-6	.333	7-8	.875	0-2-2	2.9	0	2	0	0	2	17	12.6
Florida Atlantic*	30	6-9	.667	2-3	.667	2-2	1.000	0-2-2	2.8	1	2	4	0	2	16	12.8
Southern Miss*	36	6-11	.545	2-6	.333	6-8	.750	0-6-6	3.0	2	4	1	0	1	20	13.2
Louisiana Tech*	35	5-11	.455	1-4	.250	2-2	1.000	0-6-6	3.2	1	0	3	0	0	13	13.2
UTSA*	21	3-6	.500	2-4	.500	8-8	1.000	0-3-3	3.1	1	3	1	0	2	16	13.3
UTEP*	34	4-13	.308	1-7	.143	0-0	.000	0-3-3	3.1	3	3	2	0	0	9	13.1
Rice*	31	1-10	.100	1-6	.167	0-0	.000	2-2-4	3.2	1	2	1	0	0	3	12.7
North Texas*	34	3-6	.500	0-2	.000	1-2	.500	0-3-3	3.2	1	4	3	0	1	7	12.5
Middle Tennessee*	38	2-9	.222	2-7	.286	7-10	.700	0-4-4	3.2	3	2	6	0	0	13	12.5
Middle Tennessee*	27	2-10	.200	0-3	.000	2-5	.400	2-1-3	3.2	4	4	3	0	1	6	12.2
Rice*	38	9-18	.500	3-8	.375	4-4	1.000	0-4-4	3.2	2	1	1	0	0	25	12.7
UTSA*	20	3-6	.500	0-1	.000	1-1	1.000	0-6-6	3.3	2	3	1	0	0	7	12.5
Old Dominion																
Southern Miss																

CAREER STATISTICS

Season	GP-GS	MIN/AVG.	FG-FGA	PCT.	3FG-FGA	PCT.	FT-FTA	PCT.	O-D-T	AVG.	PF	FO	AST	TO	BLK	STL	PTS	AVG.
16-17	30-27	899/30.0	91-219	.416	30-83	.361	50-72	.694	11-54-65	2.2	64	1	91	84	0	22	262	8.7
17-18	34-34	1116/32.8	131-311	.421	43-117	.368	65-79	.823	10-71-81	2.4	63	1	164	75	0	41	370	10.9
18-19	33-33	1133/34.3	121-281	.431	41-129	.318	76-94	.809	16-51-67	2.0	49	0	158	45	1	29	359	10.9
19-20	28-28	904/32.3	109-269	.405	43-115	.374	89-103	.864	9-84-93	3.3	45	1	96	73	1	26	350	12.5
TOTAL	125-122	4052/32.4	452-1080	.419	157-444	.354	280-348	.805	46-260-306	2.4	221	3	509	277	2	118	1341	10.7





MARGARET WHITLEY

GUARD

#1

5-8 | So.
Geneva, Ill./Geneva

QUICK HITS

2018-19 (FRESHMAN)

Appeared in 27 games, the second most by a freshman on the squad...Netted a career high 12 points against Coppin State (Dec. 20) and again against UAH (Dec. 30)...Finished with three double figure scoring games...Led the Blazers in assists against UAH with six (Dec. 30)...Recorded a career-best four made 3-pointers against Coppin State (Dec. 20), helping the Blazers set the program record for 3-pointers made in a game (18)...Helped UAB set the program records for 3-pointers in a season (291), 3-point field goals attempted (811), the third best 3-point field goal percentage (35.9%) and fifth best free throw percentage (72.0%)...Named to the Conference USA Commissioner's Academic Honor Roll

CAREER HIGHS

Points
19-20: 19 vs. UAH (11/27/19)
C: 19 vs. UAH (11/27/19)

Rebounds
19-20: ..3 (3x) last vs. Middle Tennessee (2/20/20)
C:3 (5x) last vs. Middle Tennessee (2/20/20)

Assists
19-20: 4 at Alcorn State (12/15/19)
C: 6 vs. UAH (12/30/18)

Blocks
19-20:
C: N/A

Steals
19-20: 3 vs. UAH (11/27/19)
C: 3 vs. UAH (11/27/19)

Field Goals Made
19-20: 6 vs. UAH (11/27/19)
C: 6 vs. UAH (11/27/19)

Field Goals Attempted
19-20: 11 vs. UTSA (1/30/20)
C: 11 vs. UTSA (1/30/20)

3-Point Field Goals Made
19-20: 6 vs. UAH (11/27/19)
C: 6 vs. UAH (11/27/19)

3-Point Field Goals Attempted
19-20: 9 vs. UTSA (1/30/20)
C: 9 vs. UTSA (1/30/20)

Free Throws Made
19-20: 5 vs. Tuskegee (12/30/19)
C: 5 vs. Tuskegee (12/30/19)

Free Throws Attempted
19-20: 5 vs. Tuskegee (12/30/19)
C: 5 vs. Tuskegee (12/30/19)

Minutes
19-20: 23 vs. UAH (11/27/19)
C: 27 at Chicago State (11/20/18)

Double Figures
19-20: Twice
C: Five Times

Double Doubles
19-20:
C: N/A

WHITLEY GAME-BY-GAME

Opponent	MIN	FG-FGA	PCT	3FG-FGA	PCT	FT-FTA	PCT	O-D-T	AVG	PF	A	TO	BLK	STL	TP	AVG
South Alabama	5	0-0	.000	0-0	.000	0-0	.000	0-0-0	0.0	0	0	0	0	0	0	0.0
Oklahoma	5	1-2	.500	1-2	.500	0-0	.000	0-0-0	0.0	2	0	0	0	0	3	1.5
Boise State	11	0-0	.000	0-0	.000	0-0	.000	0-0-0	0.0	0	0	1	0	0	0	1.0
Auburn	DNP	-	-	-	-	-	-	-	-	-	-	-	-	-	-	-
McNeese State	13	1-2	.500	0-1	.000	2-2	1.000	0-0-0	0.0	2	0	3	0	1	4	1.8
UAH	23	6-8	.750	6-8	.750	1-3	.333	0-1-1	0.2	0	0	1	0	3	19	5.2
Samford	11	2-5	.400	2-4	.500	0-0	.000	0-0-0	0.2	1	1	0	0	0	6	5.3
Memphis	13	2-7	.286	0-4	.000	2-2	1.000	0-0-0	0.1	0	1	0	0	0	6	5.4
Alcorn State	16	1-5	.200	1-5	.200	0-0	.000	0-0-0	0.1	0	4	3	0	0	3	5.1
Colorado	10	2-2	1.000	0-0	.000	0-0	.000	0-0-0	0.1	0	0	0	0	0	4	5.0
Texas Southern	22	2-5	.400	2-5	.400	0-0	.000	0-3-3	0.4	3	0	3	0	0	6	5.1
Tuskegee	21	3-4	.750	2-3	.667	5-5	1.000	1-0-1	0.5	0	0	2	0	1	13	5.8
Charlotte	12	0-2	.000	0-2	.000	0-0	.000	0-1-1	0.5	1	1	1	0	0	0	5.3
Old Dominion	13	2-4	.500	2-4	.500	1-2	.500	0-0-0	0.5	1	0	1	0	1	7	5.5
WKU	18	0-5	.000	0-4	.000	0-0	.000	0-0-0	0.4	2	3	0	0	0	0	5.1
Marshall	6	1-3	.333	1-3	.333	0-0	.000	0-0-0	0.4	0	0	0	0	0	3	4.9
FIU	12	1-4	.250	1-2	.500	0-0	.000	2-0-2	0.5	1	0	1	0	0	3	4.8
Florida Atlantic	14	2-3	.667	2-2	1.000	0-0	.000	0-2-2	0.6	2	2	0	0	0	6	4.9
Southern Miss	6	0-4	.000	0-2	.000	0-0	.000	0-1-1	0.6	0	1	0	0	1	0	4.6
Louisiana Tech	9	1-5	.200	0-2	.000	0-0	.000	0-0-0	0.6	0	0	0	0	0	2	4.5
UTSA	18	3-11	.273	2-9	.222	1-1	1.000	0-3-3	0.7	1	2	1	0	1	9	4.7
UTEP	9	1-2	.500	1-2	.500	2-2	1.000	0-0-0	0.7	0	1	0	0	0	5	4.7
Rice	11	2-5	.400	1-3	.333	2-3	.667	0-1-1	0.7	3	0	1	0	2	7	4.8
North Texas	7	0-2	.000	0-1	.000	1-2	.500	0-0-0	0.7	1	0	1	0	0	1	4.7
Middle Tennessee	8	0-2	.000	0-2	.000	0-0	.000	0-0-0	0.6	0	1	0	0	1	0	4.5
Middle Tennessee	16	2-7	.286	2-6	.333	0-0	.000	0-3-3	0.7	0	1	0	0	1	6	4.5
Rice	15	1-3	.333	0-2	.000	0-1	.000	1-1-2	0.8	0	0	1	0	1	2	4.4
UTSA	18	1-8	.125	1-5	.200	0-0	.000	0-1-1	0.8	2	1	3	0	0	3	4.4
Old Dominion																
Southern Miss																

CAREER STATISTICS

Season	GP-GS	MIN/AVG.	FG-FGA	PCT.	3FG-FGA	PCT.	FT-FTA	PCT.	O-D-T	AVG.	PF	FO	AST	TO	BLK	STL	PTS	AVG.
18-19	27-0	269/10.0	25-88	.284	17-72	.236	13-21	.619	6-9-15	0.6	15	0	22	15	0	7	80	3.0
19-20	27-0	341/12.6	37-110	.336	27-83	.325	17-23	.739	4-17-21	0.8	22	0	19	23	0	13	118	4.4
TOTAL	54-0	610/11.3	62-198	.313	44-155	.284	30-44	.682	10-26-36	0.7	37	0	41	38	0	20	198	3.7





SAM MITCHELL

GUARD

#2

5-6 | Fr.
Downers Grove, Ill. | Montini Catholic

QUICK HITS

HIGH SCHOOL

Helped lead Montini Catholic to post season play all four years with a two-year record of 66-8...Named to All-State and Daily Herald All-Area conference teams...Four time All-Area conference team honoree...Member of student government, National Honors Society, baking club, head of the Montini Catholic Fan Club and served as a peer leader

CAREER HIGHS

Points	
19-20:.....	14 vs. McNeese State (11/24/19)
C:.....	14 vs. McNeese State (11/24/19)
Rebounds	
19-20:.....	3 (3x) last vs. UTSA (1/30/20)
C:.....	3 (3x) last vs. UTSA (1/30/20)
Assists	
19-20:.....	3 (3x) last at UTSA (2/29/20)
C:.....	3 (3x) last at UTSA (2/29/20)
Blocks	
19-20:.....	
C:.....	
Steals	
19-20:.....	2 at Alcorn State (12/15/19)
C:.....	2 at Alcorn State (12/15/19)
Field Goals Made	
19-20:.....	5 vs. McNeese State (11/24/19)
C:.....	5 vs. McNeese State (11/24/19)
Field Goals Attempted	
19-20:.....	5 vs. McNeese State (11/24/19)
C:.....	5 (2x) last at Memphis (12/8/19)
3-Point Field Goals Made	
19-20:.....	2 at Rice (2/6/20)
C:.....	2 at Rice (2/6/20)
3-Point Field Goals Attempted	
19-20:.....	4 at Memphis (12/8/19)
C:.....	4 at Memphis (12/8/19)
Free Throws Made	
19-20:.....	3 vs. McNeese State (11/24/19)
C:.....	3 vs. McNeese State (11/24/19)
Free Throws Attempted	
19-20:.....	3 vs. McNeese State (11/24/19)
C:.....	3 vs. McNeese State (11/24/19)
Minutes	
19-20:.....	23 vs. Tuskegee (12/30/19)
C:.....	23 vs. Tuskegee (12/30/19)
Double Figures	
19-20:.....	Once
C:.....	Once
Double Doubles	
19-20:.....	
C:.....	

MITCHELL GAME-BY-GAME

Opponent	MIN	FG-FGA	PCT	3FG-FGA	PCT	FT-FTA	PCT	O-D-T	AVG	PF	A	TO	BLK	STL	TP	AVG
South Alabama	6	0-2	.000	0-2	.000	0-0	.000	0-3-3	3.0	1	2	0	0	1	0	0.0
Oklahoma	5	0-1	.000	0-1	.000	0-0	.000	0-1-1	2.0	0	0	0	0	0	0	0.0
Boise State	2	0-0	.000	0-0	.000	0-0	.000	0-0-0	1.3	1	1	1	0	0	0	0.0
Auburn	2	0-1	.000	0-1	.000	0-0	.000	0-0-0	1.0	0	0	1	0	0	0	0.0
McNeese State	18	5-5	1.000	1-1	1.000	3-3	1.000	0-2-2	1.2	0	3	1	0	0	14	2.8
UAH	7	0-0	.000	0-0	.000	0-0	.000	0-0-0	1.0	1	2	3	0	0	0	2.3
Samford	6	0-0	.000	0-0	.000	0-0	.000	0-0-0	0.9	0	0	0	0	0	0	2.0
Memphis	9	2-5	.400	1-4	.250	0-0	.000	0-0-0	0.8	1	0	0	0	0	5	2.4
Alcorn State	15	0-4	.000	0-2	.000	1-2	.500	0-1-1	0.8	1	1	1	0	2	1	2.2
Colorado	3	0-0	.000	0-0	.000	0-0	.000	0-0-0	0.7	1	0	0	0	0	0	2.0
Texas Southern	4	0-0	.000	0-0	.000	0-0	.000	0-0-0	0.6	0	0	0	0	0	0	1.8
Tuskegee	23	0-3	.000	0-2	.000	2-2	1.000	0-2-2	0.8	1	3	2	0	0	0	1.8
Charlotte	3	0-0	.000	0-0	.000	0-0	.000	0-0-0	0.7	0	0	0	0	0	0	1.7
Old Dominion	6	0-0	.000	0-0	.000	0-0	.000	0-0-0	0.6	1	0	0	0	0	0	1.6
WKU	5	0-1	.000	0-0	.000	0-0	.000	0-0-0	0.6	0	1	2	0	0	0	1.5
Marshall	10	1-2	.500	1-2	.500	0-0	.000	0-0-0	0.6	1	0	0	0	0	3	1.6
FIU	7	0-0	.000	0-0	.000	1-2	.500	0-1-1	0.6	0	2	1	0	0	1	1.5
Florida Atlantic	10	0-2	.000	0-2	.000	0-0	.000	0-0-0	0.6	1	3	3	0	0	0	1.4
Southern Miss	3	0-0	.000	0-0	.000	0-0	.000	0-1-1	0.6	0	0	0	0	0	0	1.4
Louisiana Tech	5	0-1	.000	0-0	.000	1-2	.500	0-1-1	0.6	1	0	0	0	0	1	1.4
UTSA	19	1-3	.333	0-2	.000	0-0	.000	0-3-3	0.7	1	3	2	0	0	2	1.4
UTEP	7	1-1	1.000	1-1	1.000	0-0	.000	0-0-0	0.7	1	0	0	0	0	3	1.5
Rice	9	2-3	.667	2-3	.667	0-0	.000	0-1-1	0.7	1	1	0	0	0	6	1.7
North Texas	6	0-1	.000	0-1	.000	2-2	1.000	1-1-2	0.8	0	0	0	0	0	2	1.7
Middle Tennessee	2	0-0	.000	0-0	.000	0-0	.000	0-0-0	0.7	0	0	0	0	1	0	1.6
Middle Tennessee	14	1-3	.333	1-2	.500	0-0	.000	0-1-1	0.7	1	1	3	0	0	3	1.7
Rice	2	1-1	1.000	0-0	.000	0-0	.000	0-0-0	0.7	0	0	0	0	0	0	1.7
UTSA	20	1-4	.250	1-2	.500	0-0	.000	0-3-3	0.8	0	1	2	0	1	3	1.7
Old Dominion																
Southern Miss																

CAREER STATISTICS

Season	GP-GS	MIN/AVG.	FG-FGA	PCT.	3FG-FGA	PCT.	FT-FTA	PCT.	O-D-T	AVG.	PF	FO	AST	TO	BLK	STL	PTS	AVG.
19-20	28-0	228/8.1	15-43	.349	8-28	.286	10-13	.769	1-21-22	0.8	15	0	24	22	0	5	48	1.7
TOTAL	28-0	228/8.1	15-43	.349	8-28	.286	10-13	.769	1-21-22	0.8	15	0	24	22	0	5	48	1.7





ANGELA VENDRELL

FORWARD

#3

6-2 | Sr.

Alicante, Spain | CB Claret Benimaclet

QUICK HITS

- Sits fifth in UAB history in blocks (111)
- Recorded third triple-double in school history against Alcorn State (10p,19r,10a)
- Earned C-USA Player of the Week the week of Dec. 16
- Recorded her 500th career rebound Jan. 11 against Marshall

CAREER HIGHS

Points	19-20: 12 (2x) last vs. Middle Tennessee (2/20/20)
C:	15 at Troy (3/21/19)
Rebounds	19-20: 19 at Alcorn State (12/15/19)
C:	19 at Alcorn State (12/15/19)
Assists	19-20: 11 vs. Florida Atlantic (1/18/20)
C:	11 (2x) vs. Florida Atlantic (1/18/20)
Blocks	19-20: 3 (3x) last at. UTSA (2/29/20)
C:	7 at North Texas (3/1/18)
Steals	19-20: 5 vs. LA Tech (1/25/20)
C:	5 vs. LA Tech (1/25/20)
Field Goals Made	19-20: 5 vs. South Alabama (11/8/19)
C:	7 at Troy (3/21/19)
Field Goals Attempted	19-20: 11 at North Texas (2/8/20)
C:	12 at Troy (3/21/19)
3-Point Field Goals Made	19-20: 2 (3x) last vs. Middle Tennessee (2/20/20)
C:	2 (4x) last vs. Middle Tennessee (2/20/20)
3-Point Field Goals Attempted	19-20: 2 (4x) last vs. Middle Tennessee (2/20/20)
C:	3 (2x) last vs. WKU (2/16/19)
Free Throws Made	19-20: 7 at Southern Miss (1/23/20)
C:	7 (2x) last at Southern Miss (1/23/20)
Free Throws Attempted	19-20: 8 at Southern Miss (1/23/20)
C:	8 (2x) last at Southern Miss (1/23/20)
Minutes	19-20: 35 vs. Old Dominion (1/4/20)
C:	39 (2x) last at Troy (3/21/19)
Double Figures	19-20: Four times
C:	Seven Times
Double Doubles	19-20: Twice
C:	Four Times

2018-19 (JUNIOR)

One of five players to appear in all 33 games, including 31 starts on the season...Tied for the team leader in rebounds (5.3), reeling in a career best 13 on two occasions...Led UAB on the boards 10 times and assists three times...The only Blazer with multiple double-doubles...First double-double came in a victory over Marshall (Feb. 14) when she reeled in 13 boards and dished out 11 assists...Second double-double came in the first round of the WNIT at Troy (March 21) when she finished with a career high 15 points and 13 rebounds...Recorded a career best in field goals made (7), field goals attempted (12) and minutes played (39) against Troy...Ranked second in C-USA in blocks (39) and third in blocks per game (1.2)

VENDRELL GAME-BY-GAME

Opponent	MIN	FG-FGA	PCT	3FG-FGA	PCT	FT-FTA	PCT	O-D-T	AVG	PF	A	TO	BLK	STL	TP	AVG
South Alabama*	34	5-7	.714	0-0	.000	2-2	1.000	4-10-14	14.0	2	2	3	2	2	12	12.0
Oklahoma*	24	0-3	.000	0-1	.000	2-2	1.000	0-12-12	13.0	2	3	5	0	0	2	7.0
Boise State*	28	2-3	.667	0-0	.000	0-0	.000	3-5-8	11.3	3	5	2	2	1	4	6.0
Auburn*	31	2-4	.500	0-0	.000	0-0	.000	1-6-7	10.3	3	3	2	0	1	4	5.5
McNeese State*	17	2-4	.500	0-0	.000	0-0	.000	0-3-3	8.8	2	6	0	0	1	4	5.2
UAH*	26	3-7	.429	2-2	1.000	1-2	.500	1-9-10	9.0	2	1	4	3	1	9	5.8
Samford*	26	0-7	.000	0-0	.000	1-2	.500	1-8-9	9.0	2	4	1	1	0	1	5.1
Memphis*	20	0-1	.000	0-0	.000	0-0	.000	1-5-6	8.6	4	1	2	1	0	0	4.5
Alcorn State*	27	3-5	.600	1-1	1.000	3-4	.750	4-15-19	9.8	3	10	4	1	1	10	5.1
Colorado*	24	2-5	.400	0-1	.000	0-0	.000	2-1-3	9.1	5	8	2	1	0	4	5.0
Texas Southern*	30	4-5	.800	0-0	.000	1-1	1.000	0-5-5	8.7	4	6	3	1	3	9	5.4
Tuskegee*	18	1-3	.333	0-0	.000	2-2	1.000	3-8-11	8.9	3	5	1	0	0	4	5.3
Charlotte*	22	1-6	.167	0-1	.000	2-2	1.000	2-1-3	8.5	1	3	0	0	1	4	5.2
Old Dominion*	35	3-7	.429	2-2	1.000	1-3	.333	2-7-9	8.5	3	7	2	0	1	9	5.4
WKU*	22	3-3	1.000	1-1	1.000	2-2	1.000	0-4-4	8.2	2	5	1	1	0	9	5.7
Marshall*	28	3-5	.600	1-1	1.000	2-2	1.000	2-10-12	8.4	5	5	2	2	2	9	5.9
FIU*	30	5-10	.500	0-3	.000	0-0	.000	0-8-8	8.4	2	4	2	1	1	10	6.1
Florida Atlantic*	32	3-5	.600	0-0	.000	3-3	1.000	3-2-5	8.2	3	11	3	0	3	9	6.3
Southern Miss*	26	1-1	1.000	0-0	.000	7-8	.875	1-1-2	7.9	3	1	5	1	1	9	6.4
Louisiana Tech*	35	1-4	.250	0-0	.000	0-0	.000	1-6-7	7.9	1	9	4	2	5	2	6.2
UTSA*	23	2-4	.500	1-2	.500	0-0	.000	1-6-7	7.8	1	2	1	3	1	5	6.1
UTEP*	30	3-7	.429	1-2	.500	0-0	.000	1-13-14	8.1	3	3	4	1	0	3	6.2
Rice*	32	2-3	.667	0-0	.000	2-2	1.000	1-4-5	8.0	0	5	3	0	0	2	6.2
North Texas*	34	2-11	.182	0-2	.000	3-3	1.000	2-5-7	7.9	0	3	2	1	1	7	6.2
Middle Tennessee*	30	2-6	.333	1-3	.333	0-0	.000	0-6-6	7.8	2	7	2	0	3	5	6.2
Middle Tennessee*	22	4-6	.667	2-2	1.000	2-4	.500	2-3-5	7.7	4	2	4	0	1	12	6.4
Rice*	36	4-6	.667	0-2	.000	1-2	.500	3-3-6	7.7	4	5	2	0	0	9	6.5
UTSA*	22	2-4	.500	1-1	1.000	4-4	1.000	0-7-7	7.6	1	3	0	3	0	9	6.6
Old Dominion																
Southern Miss																

CAREER STATISTICS

Season	GP-GS	MIN/AVG.	FG-FGA	PCT.	3FG-FGA	PCT.	FT-FTA	PCT.	O-D-T	AVG.	PF	FO	AST	TO	BLK	STL	PTS	AVG.
16-17	9-0	62/6.9	4-12	.333	1-3	.333	1-6	.167	3-11-14	1.6	5	0	7	5	0	3	10	1.1
17-18	34-34	671/19.7	57-172	.331	6-31	.194	23-41	.561	65-121-186	5.5	67	0	90	48	45	20	143	4.2
18-19	33-31	733/22.2	62-141	.440	11-28	.393	11-21	.524	33-143-176	5.3	82	2	98	48	39	32	146	4.4
19-20	28-28	765/27.3	65-142	.458	13-27	.481	41-50	.820	41-173-214	7.6	70	2	129	66	27	32	184	6.6
TOTAL	104-93	2231/21.5	188-467	.403	31-89	.348	76-118	.644	142-448-590	5.7	224	4	324	167	111	87	483	4.6





EMILY FRASCO

GUARD

#5

5-8 | So.
Mount Prospect, Ill./ Prospect

QUICK HITS

2018-19 (FRESHMAN)

Appeared in 18 games for the Blazers...Hit the 18th UAB 3-pointer against Coppin State (Dec. 20), helping UAB set the program record for most in a single game...Netted a career high seven points at Chicago State (Nov. 20) on three made field goals and one made three pointer in 13 minutes played...Helped UAB set the program records for 3-pointers in a season (291), 3-point field goals attempted (811), the third best 3-point field goal percentage (35.9%) and fifth best free throw percentage (72.0%)...Named to the C-USA Commissioner's Academic Honor Roll and a recipient of the Conference Academic Medal

CAREER HIGHS

Points	19-20:
C:.....	7 at Chicago State (11/20/18)
Rebounds	19-20:
C:.....	3 at Chicago State (11/20/18)
Assists	19-20:
C:.....	1 (2x) last vs. Alcorn State (11/30/18)
Blocks	19-20:
C:.....	2 vs Alabama A&M (11/28/18)
Steals	19-20:
C:.....	1 at Memphis (12/8/19)
Field Goals Made	19-20:
C:.....	3 at Chicago State (11/20/18)
Field Goals Attempted	19-20:
C:.....	5 at Chicago State (11/20/18)
3-Point Field Goals Made	19-20:
C:.....	1 (2x) last vs. Coppin State (12/20/18)
3-Point Field Goals Attempted	19-20:
C:.....	2 (2x) last at Arkansas (3/24/19)
Free Throws Made	19-20:
C:.....	1 vs. Alabama A&M (11/28/18)
Free Throws Attempted	19-20:
C:.....	2 vs Alabama A&M (11/28/18)
Minutes	19-20:
C:.....	5 at Alcorn State (12/15/19)
Double Figures	19-20:
C:.....	N/A
Double Doubles	19-20:
C:.....	N/A

FRASCO GAME-BY-GAME

Opponent	MIN	FG-FGA	PCT	3FG-FGA	PCT	FT-FTA	PCT	O-D-T	AVG	PF	A	TO	BLK	STL	TP	AVG
South Alabama	DNP	-	-	-	-	-	-	-	-	-	-	-	-	-	-	-
Oklahoma	DNP	-	-	-	-	-	-	-	-	-	-	-	-	-	-	-
Boise State	DNP	-	-	-	-	-	-	-	-	-	-	-	-	-	-	-
Auburn	DNP	-	-	-	-	-	-	-	-	-	-	-	-	-	-	-
McNeese State	DNP	-	-	-	-	-	-	-	-	-	-	-	-	-	-	-
UAH	DNP	-	-	-	-	-	-	-	-	-	-	-	-	-	-	-
Samford	DNP	-	-	-	-	-	-	-	-	-	-	-	-	-	-	-
Memphis	1	0-0	.000	0-0	.000	0-0	.000	0-0-0	0.0	0	0	0	0	1	0	0.0
Alcorn State	5	0-0	.000	0-0	.000	0-0	.000	0-0-0	0.0	0	0	1	0	0	0	0.0
Colorado	DNP	-	-	-	-	-	-	-	-	-	-	-	-	-	-	-
Texas Southern	DNP	-	-	-	-	-	-	-	-	-	-	-	-	-	-	-
Tuskegee	DNP	-	-	-	-	-	-	-	-	-	-	-	-	-	-	-
Charlotte	DNP	-	-	-	-	-	-	-	-	-	-	-	-	-	-	-
Old Dominion	DNP	-	-	-	-	-	-	-	-	-	-	-	-	-	-	-
WKU	DNP	-	-	-	-	-	-	-	-	-	-	-	-	-	-	-
Marshall	DNP	-	-	-	-	-	-	-	-	-	-	-	-	-	-	-
FIU	DNP	-	-	-	-	-	-	-	-	-	-	-	-	-	-	-
Florida Atlantic	DNP	-	-	-	-	-	-	-	-	-	-	-	-	-	-	-
Southern Miss	DNP	-	-	-	-	-	-	-	-	-	-	-	-	-	-	-
Louisiana Tech	DNP	-	-	-	-	-	-	-	-	-	-	-	-	-	-	-
UTSA	DNP	-	-	-	-	-	-	-	-	-	-	-	-	-	-	-
UTEP	DNP	-	-	-	-	-	-	-	-	-	-	-	-	-	-	-
Rice	DNP	-	-	-	-	-	-	-	-	-	-	-	-	-	-	-
North Texas	DNP	-	-	-	-	-	-	-	-	-	-	-	-	-	-	-
Middle Tennessee	DNP	-	-	-	-	-	-	-	-	-	-	-	-	-	-	-
Middle Tennessee	DNP	-	-	-	-	-	-	-	-	-	-	-	-	-	-	-
Rice	DNP	-	-	-	-	-	-	-	-	-	-	-	-	-	-	-
UTSA	DNP	-	-	-	-	-	-	-	-	-	-	-	-	-	-	-
Old Dominion	DNP	-	-	-	-	-	-	-	-	-	-	-	-	-	-	-
Southern Miss	DNP	-	-	-	-	-	-	-	-	-	-	-	-	-	-	-

CAREER STATISTICS

Season	GP-GS	MIN/AVG.	FG-FGA	PCT.	3FG-FGA	PCT.	FT-FTA	PCT.	O-D-T	AVG.	PF	FO	AST	TO	BLK	STL	PTS	AVG.
18-19	18-0	57/3.2	6-16	.375	2-8	.250	1-2	.500	3-9-12	0.7	4	0	2	6	4	2	15	0.8
19-20	2-0	6/3.0	0-0	.000	0-0	.000	0-0	.000	0-0-0	0.0	0	0	0	1	0	1	0	0.0
TOTAL	20-0	63/3.2	6-16	.375	2-8	.250	1-2	.500	3-9-12	0.6	4	0	2	7	4	3	15	0.8





SARA ROSENFELDT

FORWARD

#10

6-0 | So.
St. Charles, Ill. | St. Charles East

QUICK HITS

2018-19 (FRESHMAN)

Appeared in 30 games, the most among freshmen, and was the only newcomer to make the starting lineup on two occasions...Netted a career high six points at Chicago State (Nov. 20)...Reeled in a career high eight rebounds at Florida Gulf Coast (Dec. 21), helping UAB to the Hilton Garden Inn Classic Championship...Matched her career high of two field goals made in UAB's overtime victory over Middle Tennessee (Feb. 23)...Made first career start at Old Dominion and reeled in a pair of rebounds...Named to the C-USA Commissioner's Academic Honor Roll and was a recipient of the C-USA Academic Medal

CAREER HIGHS

Points	
19-20:.....	10 at Middle Tennessee (2/20/20)
C:.....	10 at Middle Tennessee (2/20/20)
Rebounds	
19-20:.....	10 vs. South Alabama (11/8/19)
C:.....	10 vs. South Alabama (11/8/19)
Assists	
19-20:2 (2x) last at Middle Tennessee (2/20/20)	
C:.....	2 (3x) last at Middle Tennessee (2/20/20)
Blocks	
19-20:.....	1 (2x0 last at Southern Miss (1/23/20)
C:.....	1 (6x) last at Southern Miss (1/23/20)
Steals	
19-20:.....	1 (4x) last at UTSA (2/29/20)
C:.....	3 vs. WKU (2/16/19)
Field Goals Made	
19-20:.....	4 at Alcorn State (12/15/19)
C:.....	4 at Alcorn State (12/15/19)
Field Goals Attempted	
19-20:.....	5 (2x) last at UTSA (2/29/20)
C:.....	5 (3x) last at UTSA (2/29/20)
3-Point Field Goals Made	
19-20:.....	N/A
C:.....	N/A
3-Point Field Goals Attempted	
19-20:.....	1 at UTSA (2/29/20)
C:.....	1 at UTSA (2/29/20)
Free Throws Made	
19-20:.....	6 at Middle Tennessee (2/20/20)
C:.....	6 at Middle Tennessee (2/20/20)
Free Throws Attempted	
19-20:.....	8 at Middle Tennessee (2/20/20)
C:.....	8 at Middle Tennessee (2/20/20)
Minutes	
19-20:.....	24 at Oklahoma (11/10/19)
C:.....	24 at Oklahoma (11/10/19)
Double Figures	
19-20:.....	Once
C:.....	Once
Double Doubles	
19-20:.....	
C:.....	N/A

ROSENFELDT GAME-BY-GAME

Opponent	MIN	FG-FGA	PCT	3FG-FGA	PCT	FT-FTA	PCT	O-D-T	AVG	PF	A	TO	BLK	STL	TP	AVG
South Alabama	19	0-4	.000	0-0	.000	4-6	.667	5-5-10	10.0	3	1	0	0	0	4	4.0
Oklahoma	24	1-4	.250	0-0	.000	4-6	.667	2-3-5	7.5	5	0	2	0	0	6	5.0
Boise State	DNP	-	-	-	-	-	-	-	-	-	-	-	-	-	-	-
Auburn	9	0-0	.000	0-0	.000	0-0	.000	2-1-3	6.0	1	0	0	0	0	0	3.3
McNeese State	18	1-1	1.000	0-0	.000	1-4	.250	3-3-6	6.0	1	2	0	0	0	3	3.3
UAH	9	1-2	.500	0-0	.000	0-0	.000	1-2-3	5.4	1	0	0	0	0	2	3.0
Samford	17	0-1	.000	0-0	.000	0-0	.000	1-5-6	5.5	4	1	1	0	0	0	2.5
Memphis	14	0-0	.000	0-0	.000	1-2	.500	2-6-8	5.9	0	0	3	0	0	1	2.3
Alcorn State	9	4-5	.800	0-0	.000	0-0	.000	2-1-3	5.5	1	0	1	0	0	8	3.0
Colorado	21	1-3	.333	0-0	.000	0-0	.000	0-2-2	5.1	4	0	0	1	1	2	2.9
Texas Southern	DNP	-	-	-	-	-	-	-	-	-	-	-	-	-	-	-
Tuskegee	DNP	-	-	-	-	-	-	-	-	-	-	-	-	-	-	-
Charlotte	10	0-0	.000	0-0	.000	0-0	.000	1-2-3	4.9	4	1	0	0	0	0	2.6
Old Dominion	5	0-0	.000	0-0	.000	0-0	.000	1-1-2	4.6	0	0	1	0	0	0	2.4
WKU	12	0-0	.000	0-0	.000	2-4	.500	0-2-2	4.4	0	1	0	0	0	2	2.3
Marshall	18	1-1	1.000	0-0	.000	0-1	.000	1-1-2	4.2	3	1	1	0	1	2	2.3
FIU	12	0-1	.000	0-0	.000	0-0	.000	0-3-3	4.1	0	0	0	0	0	0	2.1
Florida Atlantic	8	0-0	.000	0-0	.000	0-0	.000	0-1-1	3.9	1	0	0	0	0	0	2.0
Southern Miss	15	2-2	1.000	0-0	.000	0-0	.000	2-1-3	3.9	2	1	1	1	0	4	2.1
Louisiana Tech	9	0-0	.000	0-0	.000	0-0	.000	0-0-0	3.6	2	0	0	0	0	0	2.0
UTSA	11	0-0	.000	0-0	.000	2-2	1.000	3-6-9	3.9	1	0	1	0	0	2	2.0
UTEP	16	1-2	.500	0-0	.000	0-0	.000	0-1-1	3.8	3	0	0	0	1	2	2.0
Rice	8	1-1	1.000	0-0	.000	1-2	.500	2-0-2	3.7	0	0	0	0	0	3	2.1
North Texas	9	0-0	.000	0-0	.000	0-0	.000	2-1-3	3.7	1	0	0	0	0	0	2.0
Middle Tennessee	11	0-0	.000	0-0	.000	0-2	.000	0-1-1	3.5	0	0	1	0	0	0	1.9
Middle Tennessee	20	2-3	.667	0-0	.000	6-8	.750	3-1-4	3.6	3	2	0	0	0	10	2.2
Rice	8	1-1	1.000	0-0	.000	0-0	.000	1-0-1	3.5	1	1	1	0	0	2	2.2
UTSA	20	3-5	.600	0-1	.000	2-2	1.000	3-4-7	3.6	2	1	0	0	1	8	2.4
Old Dominion																
Southern Miss																

CAREER STATISTICS

Season	GP-GS	MIN/AVG.	FG-FGA	PCT.	3FG-FGA	PCT.	FT-FTA	PCT.	O-D-T	AVG.	PF	FO	AST	TO	BLK	STL	PTS	AVG.
18-19	30-2	268/8.9	19-45	.422	0-0	.000	16-35	.457	26-49-75	2.5	42	0	10	14	4	13	54	1.8
19-20	25-0	333/13.3	19-36	.528	0-1	.000	23-39	.590	37-53-90	3.6	43	1	12	13	2	4	61	2.4
TOTAL	54-2	590/10.9	38-81	.469	0-1	.000	39-72	.542	63-101-164	3.0	85	1	22	27	6	17	115	2.1





TRISTA MAGEE

GUARD

#12

6-1 | RS-Sr.
Ellisville, Miss. | Alabama

QUICK HITS

2018-19 (REDSHIRT JUNIOR)

Appeared in 27 games, missing the final six games of the season due to injuries...Ranked fourth on the team in rebounds per game (4.9)...Led the Blazers on the boards in six games, reeling in a career-best 10 at Alabama State (Dec. 16) in Coach Norton's 100th career victory...Tallied double digit points on two occasions with a season high a15 points against Alcorn State (Nov. 30) on a career best six made field goals...Led UAB in assists one time with a career high four against Coppin State (Dec. 20)...Helped UAB set the program records for 3-pointers in a season (291), 3-point field goals attempted (811), the third best 3-point field goal percentage (35.9%) and fifth best free throw percentage (72.0%)...Named to the C-USA Commissioner's Academic Honor Roll

CAREER HIGHS

Points	
19-20:.....	17 vs. McNeese State (11/24/19)
C:.....	17 vs. McNeese State (11/24/19)
Rebounds	
19-20:.....	7 (2x) last at Southern Miss (1/23/20)
C:.....	10 at Alabama State (12/16/18)
Assists	
19-20:.....	5 (2x) last at Southern Miss (1/23/20)
C:.....	5 (2x) last at Southern Miss (1/23/20)
Blocks	
19-20:.....	2 at LA Tech (1/25/20)
C:.....	2 (2x) last at LA Tech (1/25/20)
Steals	
19-20:.....	3 at Southern Miss (1/23/20)
C:.....	3 at Southern Miss (1/23/20)
Field Goals Made	
19-20:.....	6 (2x) last vs. UAH (11/27/19)
C:.....	6 (3x) last vs. UAH (11/27/19)
Field Goals Attempted	
19-20:.....	13 (2x) last vs. UAH (11/27/19)
C:.....	13 (2x) last vs. UAH (11/27/19)
3-Point Field Goals Made	
19-20:.....	4 (2x) last at WKU (1/9/20)
C:.....	4 (4x) last at WKU (1/9/20)
3-Point Field Goals Attempted	
19-20:.....	9 at Oklahoma (11/10/19)
C:.....	9 at Oklahoma (11/10/19)
Free Throws Made	
19-20:.....	6 at LA Tech (1/25/20)
C:.....	6 at LA Tech (1/25/20)
Free Throws Attempted	
19-20:.....	6 (2x) last at LA Tech (1/25/20)
C:.....	6 (3x) last at LA Tech (1/25/20)
Minutes	
19-20:.....	39 (2x) last at Southern Miss (1/23/20)
C:.....	39 (2x) last at Southern Miss (1/23/20)
Double Figures	
19-20:.....	11 Times
C:.....	15 Times
Double Doubles	
19-20:.....	N/A
C:.....	N/A

MAGEE GAME-BY-GAME

Opponent	MIN	FG-FGA	PCT	3FG-FGA	PCT	FT-FTA	PCT	O-D-T	AVG	PF	A	TO	BLK	STL	TP	AVG
South Alabama*	30	2-8	.250	2-6	.333	0-0	.000	0-4-4	4.0	2	4	1	0	1	6	6.0
Oklahoma*	29	5-13	.385	4-9	.444	0-0	.000	0-3-3	3.5	3	1	0	1	0	14	10.0
Boise State*	34	3-7	.429	3-6	.500	5-6	.833	0-2-2	3.0	5	1	1	0	0	14	11.3
Auburn*	35	3-10	.300	2-7	.286	5-5	1.000	0-2-2	2.8	1	4	1	0	0	13	11.8
McNeese State*	27	6-11	.545	3-7	.429	2-3	.667	0-2-2	2.6	2	2	1	0	1	17	12.8
UAH*	28	6-13	.462	1-5	.200	2-2	1.000	0-5-5	3.0	1	0	3	0	1	15	13.2
Samford*	35	4-9	.444	2-6	.333	0-2	.000	1-4-5	3.3	1	2	0	0	1	10	12.7
Memphis*	29	3-10	.300	1-6	.167	2-2	1.000	0-3-3	3.3	0	2	2	0	0	9	12.3
Alcorn State*	28	1-6	.167	1-4	.250	0-0	.000	0-5-5	3.4	2	5	1	0	1	3	11.2
Colorado*	39	3-6	.500	3-4	.750	0-0	.000	0-7-7	3.8	2	1	3	0	0	9	11.0
Texas Southern*	27	3-5	.600	1-3	.333	0-1	.000	0-5-5	3.9	2	2	0	0	2	7	10.6
Tuskegee*	21	3-8	.375	1-5	.200	0-0	.000	0-3-3	3.8	0	4	0	0	1	7	10.3
Charlotte*	31	1-2	.500	1-1	1.000	4-4	1.000	0-2-2	3.7	2	4	2	0	2	7	10.1
Old Dominion*	30	3-7	.429	1-4	.250	4-4	1.000	0-5-5	3.8	0	1	1	0	0	11	10.1
WKU*	29	4-7	.571	4-6	.667	0-0	.000	0-5-5	3.9	2	1	1	1	0	12	10.3
Marshall*	31	3-9	.333	2-5	.400	0-2	.000	0-1-1	3.7	3	1	3	0	1	8	10.1
FIU*	25	2-6	.333	1-3	.333	3-3	1.000	0-3-3	3.6	3	3	0	0	0	8	10.0
Florida Atlantic*	30	4-9	.444	3-6	.500	0-0	.000	1-1-2	3.6	4	3	1	0	1	11	10.1
Southern Miss*	39	2-8	.250	2-8	.250	2-2	1.000	1-6-7	3.7	3	5	0	0	3	8	9.9
Louisiana Tech*	31	4-6	.667	1-2	.500	6-6	1.000	0-2-2	3.7	2	1	3	2	0	15	10.2
UTSA*	23	4-9	.444	3-7	.429	0-0	.000	0-1-1	3.5	2	4	2	0	0	11	10.2
UTEP*	31	2-7	.286	2-6	.333	0-0	.000	0-5-5	3.6	3	3	4	1	2	6	10.0
Rice*	20	0-3	.000	0-2	.000	0-0	.000	0-2-2	3.5	1	1	1	1	1	0	9.6
North Texas*	33	2-10	.200	0-3	.000	0-0	.000	0-2-2	3.5	1	1	2	0	1	4	9.4
Middle Tennessee*	35	2-10	.200	2-8	.250	2-2	1.000	1-5-6	3.6	3	1	1	1	0	8	9.3
Middle Tennessee*	27	0-8	.000	0-6	.000	0-0	.000	6-6-6	3.7	2	2	3	0	0	0	9.0
Rice*	27	1-8	.125	0-4	.000	0-0	.000	1-1-2	3.6	0	1	0	0	0	2	8.7
UTSA*	22	1-6	.167	0-3	.000	2-2	1.000	0-5-5	3.6	2	0	1	0	0	4	8.5
Old Dominion																
Southern Miss																

CAREER STATISTICS

Season	GP-GS	MIN/AVG.	FG-FGA	PCT.	3FG-FGA	PCT.	FT-FTA	PCT.	O-D-T	AVG.	PF	FO	AST	TO	BLK	STL	PTS	AVG.
17-18	22-0	244/11.1	26-71	.366	23-54	.426	11-17	.647	9-37-46	2.1	35	0	12	19	5	3	86	3.9
18-19	27-0	462/17.1	32-103	.311	22-73	.301	20-26	.769	26-107-133	4.9	49	1	30	19	10	18	106	3.9
19-20	28-28	829/29.6	77-221	.348	46-142	.324	39-46	.848	5-97-102	3.6	55	1	60	38	7	19	239	8.5
TOTAL	77-28	1535/19.9	135-395	.342	91-269	.338	70-89	.787	40-241-281	3.6	138	2	102	76	22	40	431	5.6





SUMMER SCHLOSS

FORWARD

#22

6-1 | Fr.
Gastonia, N.C. | Ashbrook

QUICK HITS

HIGH SCHOOL

Averaged 16.4 rebounds, 15.5 points, 0.5 charges and 0.6 steals per game at Ashbrook High in North Carolina..Held a career record of 110-18...Advanced to the postseason all four seasons including the conference championship her senior year... Named All-District and All-County three times...Named Conference Player of the Year...First player in Ashbrook history to record 1000 rebounds...Member of both track and field and volleyball teams...Participated in state championship meet for track and field...Honors student, class president and member of the honor society

CAREER HIGHS

Points	19-20:	C:
Rebounds	19-20:	C:
Assists	19-20:	C:
Blocks	19-20:	C:
Steals	19-20:	C:
Field Goals Made	19-20:	C:
Field Goals Attempted	19-20:	C:
3-Point Field Goals Made	19-20:	C:
3-Point Field Goals Attempted	19-20:	C:
Free Throws Made	19-20:	C:
Free Throws Attempted	19-20:	C:
Minutes	19-20:	C:
Double Figures	19-20:	C:
Double Doubles	19-20:	C:

SCHLOSS GAME-BY-GAME

Opponent	MIN	FG-FGA	PCT	3FG-FGA	PCT	FT-FTA	PCT	O-D-T	AVG	PF	A	TO	BLK	STL	TP	AVG
South Alabama	DNP	-	-	-	-	-	-	-	-	-	-	-	-	-	-	-
Oklahoma	DNP	-	-	-	-	-	-	-	-	-	-	-	-	-	-	-
Boise State	DNP	-	-	-	-	-	-	-	-	-	-	-	-	-	-	-
Auburn	DNP	-	-	-	-	-	-	-	-	-	-	-	-	-	-	-
McNeese State	DNP	-	-	-	-	-	-	-	-	-	-	-	-	-	-	-
UAH	DNP	-	-	-	-	-	-	-	-	-	-	-	-	-	-	-
Samford	DNP	-	-	-	-	-	-	-	-	-	-	-	-	-	-	-
Memphis	DNP	-	-	-	-	-	-	-	-	-	-	-	-	-	-	-
Alcorn State	DNP	-	-	-	-	-	-	-	-	-	-	-	-	-	-	-
Colorado	DNP	-	-	-	-	-	-	-	-	-	-	-	-	-	-	-
Texas Southern	DNP	-	-	-	-	-	-	-	-	-	-	-	-	-	-	-
Tuskegee	DNP	-	-	-	-	-	-	-	-	-	-	-	-	-	-	-
Charlotte	DNP	-	-	-	-	-	-	-	-	-	-	-	-	-	-	-
Old Dominion	DNP	-	-	-	-	-	-	-	-	-	-	-	-	-	-	-
WKU	DNP	-	-	-	-	-	-	-	-	-	-	-	-	-	-	-
Marshall	DNP	-	-	-	-	-	-	-	-	-	-	-	-	-	-	-
FIU	DNP	-	-	-	-	-	-	-	-	-	-	-	-	-	-	-
Florida Atlantic	DNP	-	-	-	-	-	-	-	-	-	-	-	-	-	-	-
Southern Miss	DNP	-	-	-	-	-	-	-	-	-	-	-	-	-	-	-
Louisiana Tech	DNP	-	-	-	-	-	-	-	-	-	-	-	-	-	-	-
UTSA	DNP	-	-	-	-	-	-	-	-	-	-	-	-	-	-	-
UTEP	DNP	-	-	-	-	-	-	-	-	-	-	-	-	-	-	-
Rice	DNP	-	-	-	-	-	-	-	-	-	-	-	-	-	-	-
North Texas	DNP	-	-	-	-	-	-	-	-	-	-	-	-	-	-	-
Middle Tennessee	DNP	-	-	-	-	-	-	-	-	-	-	-	-	-	-	-
Middle Tennessee	DNP	-	-	-	-	-	-	-	-	-	-	-	-	-	-	-
Rice	DNP	-	-	-	-	-	-	-	-	-	-	-	-	-	-	-
UTSA	DNP	-	-	-	-	-	-	-	-	-	-	-	-	-	-	-
Old Dominion	DNP	-	-	-	-	-	-	-	-	-	-	-	-	-	-	-
Southern Miss	DNP	-	-	-	-	-	-	-	-	-	-	-	-	-	-	-

CAREER STATISTICS

Season	GP-GS	MIN/AVG.	FG-FGA	PCT.	3FG-FGA	PCT.	FT-FTA	PCT.	O-D-T	AVG.	PF	FO	AST	TO	BLK	STL	PTS	AVG.
19-20																		
TOTAL																		





LEA KERSTEIN

GUARD

#23

5-8 | RS-Jr.
West Chicago, Ill. | Montini Catholic

QUICK HITS

2018-19 (SOPHOMORE)

Appeared in 30 games for UAB...Netted a career high 16 points at UTEP (Jan. 17) on a career best six field goals, including four 3-pointers...Recorded her first double digit scoring performance against McNeese State (Dec. 8) on a 4-for-5 game from beyond the arc...Matched a career high of four rebounds on two occasions first against Coppin State (Dec. 20) and again in the regular season finale at Louisiana Tech (March 7)...Dished out a career high six assists at Louisiana Tech (March 7)...Played a career high 20 minutes in the second round of the WNIT at Arkansas (March 24)...Helped UAB set the program records for 3-pointers in a season (291), 3-point field goals attempted (811), the third best 3-point field goal percentage (35.9%) and fifth best free throw percentage (72.0%)...Named to the C-USA Commissioner's Academic Honor Roll

CAREER HIGHS

Points
19-20:.....15 vs. UTSA (1/30/20)
C:.....16 at UTEP (1/17/19)

Rebounds
19-20:.....3 vs. Tuskegee (12/30/19)
C:.....4 (2x) last at Louisiana Tech (3/7/19)

Assists
19-20:.....4 (2x) last vs. Tuskegee (12/30/19)
C:.....6 at Louisiana Tech (3/7/19)

Blocks
19-20:.....
C:..... N/A

Steals
19-20:.....1 vs. McNeese State (11/24/19)
C:.....2 vs. Florida Atlantic (1/27/18)

Field Goals Made
19-20:.....5 (2x) last at UTSA (2/29/20)
C:.....6 at UTEP (1/17/19)

Field Goals Attempted
19-20:.....7 vs. UTSA (1/30/20)
C:.....10 at UTEP (1/17/19)

3-Point Field Goals Made
19-20:.....4 vs. UTSA (1/30/20)
C:.....4 (2x) last vs UTSA (1/30/20)

3-Point Field Goals Attempted
19-20:.....5 vs. UTSA (1/30/20)
C:.....7 (2x) last at UTEP (1/17/19)

Free Throws Made
19-20:.....2 (3x) last at LA Tech (1/25/20)
C:.....2 (6x) last at LA Tech (1/25/20)

Free Throws Attempted
19-20:.....2 (4x) last at LA Tech (1/25/20)
C:.....2 (9x) last at LA Tech (1/25/20)

Minutes
19-20:.....19 at UTSA (2/29/20)
C:.....20 (3x) last at Arkansas (3/24/19)

Double Figures
19-20:.....Twice
C:.....Four Times

Double Doubles
19-20:.....
C:..... N/A

KERSTEIN GAME-BY-GAME

Opponent	MIN	FG-FGA	PCT	3FG-FGA	PCT	FT-FTA	PCT	O-D-T	AVG	PF	A	TO	BLK	STL	TP	AVG
South Alabama	14	1-2	.500	1-2	.500	1-2	.500	0-2-2	2.0	0	4	1	0	0	4	4.0
Oklahoma	18	1-5	.200	0-3	.000	2-2	1.000	0-0-0	1.0	2	3	0	0	0	4	4.0
Boise State	12	0-2	.000	0-1	.000	0-0	.000	0-0-0	0.7	1	0	1	0	0	0	2.7
Auburn	6	0-2	.000	0-2	.000	0-0	.000	0-1-1	0.8	0	1	0	0	0	0	2.0
McNeese State	10	0-0	.000	0-0	.000	0-0	.000	0-0-0	0.6	0	1	0	0	1	0	1.6
UAH	4	0-1	.000	0-1	.000	0-0	.000	0-1-1	0.7	0	1	0	0	0	0	1.3
Samford	DNP	-	-	-	-	-	-	-	-	-	-	-	-	-	-	-
Memphis	5	0-0	.000	0-0	.000	0-0	.000	0-1-1	0.7	0	1	0	0	0	0	1.1
Alcorn State	DNP	-	-	-	-	-	-	-	-	-	-	-	-	-	-	-
Colorado	DNP	-	-	-	-	-	-	-	-	-	-	-	-	-	-	-
Texas Southern	2	0-0	.000	0-0	.000	0-0	.000	0-0-0	0.6	1	1	1	0	0	0	1.0
Tuskegee	17	1-2	.500	1-2	.500	1-2	.500	1-2-3	0.9	2	4	1	0	0	4	1.3
Charlotte	DNP	-	-	-	-	-	-	-	-	-	-	-	-	-	-	-
Old Dominion	5	0-0	.000	0-0	.000	0-0	.000	0-0-0	0.8	0	0	0	0	0	0	1.2
WKU	2	0-0	.000	0-0	.000	2-2	1.000	0-0-0	0.7	0	1	0	0	0	2	1.3
Marshall	8	0-0	.000	0-0	.000	0-0	.000	0-2-2	0.8	0	1	1	0	0	0	1.2
FIU	6	0-1	.000	0-0	.000	0-0	.000	0-1-1	0.8	0	0	2	0	0	0	1.1
Florida Atlantic	2	0-1	.000	0-0	.000	0-0	.000	0-0-0	0.8	0	0	0	0	0	0	1.0
Southern Miss	DNP	-	-	-	-	-	-	-	-	-	-	-	-	-	-	-
Louisiana Tech	5	0-0	.000	0-0	.000	2-2	1.000	0-1-1	0.8	0	0	0	0	0	2	1.1
UTSA	14	5-7	.714	4-5	.800	1-1	1.000	0-2-2	0.9	0	0	0	0	1	15	1.9
UTEP	5	0-0	.000	0-0	.000	0-0	.000	0-2-2	0.9	0	1	0	0	0	0	1.8
Rice	3	0-0	.000	0-0	.000	0-0	.000	0-0-0	0.9	0	0	0	0	0	0	1.7
North Texas	6	0-1	.000	0-0	.000	0-0	.000	0-1-1	0.9	0	0	0	0	0	0	1.6
Middle Tennessee	5	0-0	.000	0-0	.000	0-0	.000	0-0-0	0.9	0	0	0	0	0	0	1.6
Middle Tennessee	1	0-0	.000	0-0	.000	0-0	.000	0-0-0	0.8	0	0	1	0	0	0	1.5
Rice	2	0-0	.000	0-0	.000	0-0	.000	0-1-1	0.8	0	0	1	0	0	0	1.4
UTSA	19	5-6	.833	3-4	.750	0-0	.000	0-2-2	0.9	0	1	0	0	0	13	1.9
Old Dominion																
Southern Miss																

CAREER STATISTICS

Season	GP-GS	MIN/AVG.	FG-FGA	PCT.	3FG-FGA	PCT.	FT-FTA	PCT.	O-D-T	AVG.	PF	FO	AST	TO	BLK	STL	PTS	AVG.
17-18	28-0	305/10.9	21-80	.263	15-57	.263	4-4	1.000	4-23-27	1.0	14	0	10	11	0	6	61	2.2
18-19	30-0	338/11.3	32-87	.368	22-62	.355	5-7	.714	2-39-41	1.4	18	0	26	18	0	4	91	3.0
19-20	23-0	189/8.2	13-30	.433	9-21	.429	9-11	.818	1-19-20	0.9	6	0	20	9	0	2	44	1.9
TOTAL	81-0	832/10.3	66-197	.335	46-140	.329	18-22	.818	7-81-88	1.1	38	0	56	37	0	12	196	2.4





AUDREY JORDAN

GUARD

#24

5-10 | RS-Fr.
Atlanta, Ga. | Harrison

QUICK HITS

- Redshirted last season for UAB
- Saw her first action since high school on Nov. 27 against UAH, scored her first point on a free throw

HIGH SCHOOL

Averaged 14.0 ppg and 6.0 rpg... State runner-up in 2017 and 2018... Won the school's first region championship in 2018... GHSA All-State honoree... Georgia Athletic Coaches Association All-State member... Member of the Marietta Daily Journal All-Cobb County First Team... Named to the Atlanta Journal-Constitution All-Metro and All-State Teams... Fourth-highest scorer in school history

CAREER HIGHS

Points	19-20:.....2 (3x) last at North Texas (2/8/20)
C:.....2 (3x) last vs. Tuskegee (2/8/20)	
Rebounds	19-20:.....3 (2x) last at UTSA (2/29/20)
C:.....3 (2x) last at UTSA (2/29/20)	
Assists	19-20:.....2 vs. Tuskegee (12/30/19)
C:.....2 vs. Tuskegee (12/30/19)	
Blocks	19-20:.....2 at UTSA (2/29/20)
C:.....2 at UTSA (2/29/20)	
Steals	19-20:.....
C:.....	
Field Goals Made	19-20:.....1 (3x) last at North Texas (2/8/20)
C:.....1 (3x) last at North Texas (2/8/20)	
Field Goals Attempted	19-20:.....5 vs. Tuskegee (12/30/19)
C:.....5 vs. Tuskegee (12/30/19)	
3-Point Field Goals Made	19-20:.....
C:.....	
3-Point Field Goals Attempted	19-20:.....
C:.....	
Free Throws Made	19-20:.....1 vs. UAH (11/27/19)
C:.....1 vs. UAH (11/27/19)	
Free Throws Attempted	19-20:.....2 (2x) last at UTSA (2/29/20)
C:.....2 (2x) last at UTSA (2/29/20)	
Minutes	19-20:.....22 vs. Tuskegee (12/30/19)
C:.....22 vs. Tuskegee (12/30/19)	
Double Figures	19-20:.....
C:.....	
Double Doubles	19-20:.....
C:.....	

JORDAN GAME-BY-GAME

Opponent	MIN	FG-FGA	PCT	3FG-FGA	PCT	FT-FTA	PCT	O-D-T	AVG	PF	A	TO	BLK	STL	TP	AVG
South Alabama	DNP	-	-	-	-	-	-	-	-	-	-	-	-	-	-	-
Oklahoma	DNP	-	-	-	-	-	-	-	-	-	-	-	-	-	-	-
Boise State	DNP	-	-	-	-	-	-	-	-	-	-	-	-	-	-	-
Auburn	DNP	-	-	-	-	-	-	-	-	-	-	-	-	-	-	-
McNeese State	DNP	-	-	-	-	-	-	-	-	-	-	-	-	-	-	-
UAH	2	0-0	.000	0-0	.000	1-2	.500	1-0-1	1.0	0	0	0	0	0	1	1.0
Samford	2	1-1	1.000	0-0	.000	0-0	.000	0-0-0	0.5	1	0	1	0	0	2	1.5
Memphis	1	0-0	.000	0-0	.000	0-0	.000	0-0-0	0.3	0	0	0	0	0	0	1.0
Alcorn State	4	0-1	.000	0-1	.000	0-0	.000	0-0-0	0.3	0	0	0	0	0	0	0.8
Colorado	DNP	-	-	-	-	-	-	-	-	-	-	-	-	-	-	-
Texas Southern	1	0-0	.000	0-0	.000	0-0	.000	0-0-0	0.2	1	0	0	0	0	0	0.6
Tuskegee	22	1-5	.200	0-1	.000	0-1	.000	0-3-3	0.7	0	2	2	0	0	2	0.8
Charlotte	DNP	-	-	-	-	-	-	-	-	-	-	-	-	-	-	-
Old Dominion	DNP	-	-	-	-	-	-	-	-	-	-	-	-	-	-	-
WKU	DNP	-	-	-	-	-	-	-	-	-	-	-	-	-	-	-
Marshall	DNP	-	-	-	-	-	-	-	-	-	-	-	-	-	-	-
FIU	DNP	-	-	-	-	-	-	-	-	-	-	-	-	-	-	-
Florida Atlantic	3	0-1	.000	0-0	.000	0-0	.000	0-1-1	0.7	0	0	0	1	0	0	0.7
Southern Miss	DNP	-	-	-	-	-	-	-	-	-	-	-	-	-	-	-
Louisiana Tech	2	0-0	.000	0-0	.000	0-0	.000	0-0-0	0.6	0	0	0	0	0	0	0.6
UTSA	6	1-4	.250	0-0	.000	0-0	.000	1-0-1	0.7	0	0	0	0	0	2	0.8
UTEP	DNP	-	-	-	-	-	-	-	-	-	-	-	-	-	-	-
Rice	2	0-0	.000	0-0	.000	0-0	.000	0-0-0	0.6	0	0	0	0	0	0	0.7
North Texas	5	1-1	1.000	0-0	.000	0-0	.000	0-0-0	0.5	0	0	0	0	0	2	0.8
Middle Tennessee	DNP	-	-	-	-	-	-	-	-	-	-	-	-	-	-	-
Middle Tennessee	DNP	-	-	-	-	-	-	-	-	-	-	-	-	-	-	-
Rice	DNP	-	-	-	-	-	-	-	-	-	-	-	-	-	-	-
UTSA	8	0-1	.000	0-0	.000	0-2	.000	1-2-3	0.8	2	0	0	2	0	0	0.8
Old Dominion																
Southern Miss																

CAREER STATISTICS

Season	GP-GS	MIN/AVG.	FG-FGA	PCT.	3FG-FGA	PCT.	FT-FTA	PCT.	O-D-T	AVG.	PF	FO	AST	TO	BLK	STL	PTS	AVG.
19-20	12-0	58/4.8	4-14	.286	0-2	.000	1-5	.200	3-6-9	0.8	4	0	2	3	3	0	9	0.8
TOTAL	12-0	58/4.8	4-14	.286	0-2	.000	1-5	.200	3-6-9	0.8	4	0	2	3	3	0	9	0.8





JASMINE GRACIE

FORWARD

#25

6-0 | Fr.
Huntsville, Ala. | Madison Academy

QUICK HITS

HIGH SCHOOL

Won back-to-back State Championships at Madison Academy in 2017 and 2018...All-State Honorable Mention in her sophomore season...Member of the 2018 North-South Basketball All-Star Team...Class 4A Girls State Championship All-Tournament Team member in 2017 and 2018...Class 4A North East Regional All-Tournament Team member in 2018...Class 5A Girls All-Area Tournament Team member in 2019...Class 5A Girls State Championships runner-up in 2019...Averaged 10.2 points and seven rebounds per game in her career...Helped lead Madison Academy to a 108-22 record in four years

CAREER HIGHS

Points	
19-20:.....	3 vs. McNeese State (11/24/19)
C:.....	3 vs. McNeese State (11/24/19)
Rebounds	
19-20:.....	1 (3x) last at UTSA (2/29/20)
C:.....	1 (3x) last at UTSA (2/29/20)
Assists	
19-20:.....	
C:.....	
Blocks	
19-20:.....	
C:.....	
Steals	
19-20:.....	1 (2x) last at UTSA (2/29/20)
C:.....	1 (2x) last at UTSA (2/29/20)
Field Goals Made	
19-20:.....	1 (2x) last at UTSA (2/29/20)
C:.....	1 (2x) last at UTSA (2/29/20)
Field Goals Attempted	
19-20:.....	2 vs. UAH (11/27/19)
C:.....	2 vs. UAH (11/27/19)
3-Point Field Goals Made	
19-20:.....	1 vs. McNeese State (11/24/19)
C:.....	1 vs. McNeese State (11/24/19)
3-Point Field Goals Attempted	
19-20:.....	1 vs. McNeese State (11/24/19)
C:.....	1 vs. McNeese State (11/24/19)
Free Throws Made	
19-20:.....	
C:.....	
Free Throws Attempted	
19-20:.....	
C:.....	
Minutes	
19-20:.....	6 vs. McNeese State (11/24/19)
C:.....	6 vs. McNeese State (11/24/19)
Double Figures	
19-20:.....	
C:.....	
Double Doubles	
19-20:.....	
C:.....	

GRACIE GAME-BY-GAME

Opponent	MIN	FG-FGA	PCT	3FG-FGA	PCT	FT-FTA	PCT	O-D-T	AVG	PF	A	TO	BLK	STL	TP	AVG
South Alabama	DNP	-	-	-	-	-	-	-	-	-	-	-	-	-	-	-
Oklahoma	DNP	-	-	-	-	-	-	-	-	-	-	-	-	-	-	-
Boise State	DNP	-	-	-	-	-	-	-	-	-	-	-	-	-	-	-
Auburn	DNP	-	-	-	-	-	-	-	-	-	-	-	-	-	-	-
McNeese State	6	1-1	1.000	1-1	1.000	0-0	.000	0-0-0	0.0	0	0	0	0	0	3	3.0
UAH	2	0-2	.000	0-0	.000	0-0	.000	0-0-0	0.0	0	0	0	0	0	0	1.5
Samford	DNP	-	-	-	-	-	-	-	-	-	-	-	-	-	-	-
Memphis	DNP	-	-	-	-	-	-	-	-	-	-	-	-	-	-	-
Alcorn State	DNP	-	-	-	-	-	-	-	-	-	-	-	-	-	-	-
Colorado	DNP	-	-	-	-	-	-	-	-	-	-	-	-	-	-	-
Texas Southern	DNP	-	-	-	-	-	-	-	-	-	-	-	-	-	-	-
Tuskegee	DNP	-	-	-	-	-	-	-	-	-	-	-	-	-	-	-
Charlotte	DNP	-	-	-	-	-	-	-	-	-	-	-	-	-	-	-
Old Dominion	DNP	-	-	-	-	-	-	-	-	-	-	-	-	-	-	-
WKU	DNP	-	-	-	-	-	-	-	-	-	-	-	-	-	-	-
Marshall	DNP	-	-	-	-	-	-	-	-	-	-	-	-	-	-	-
FIU	DNP	-	-	-	-	-	-	-	-	-	-	-	-	-	-	-
Florida Atlantic	2	0-0	.000	0-0	.000	0-0	.000	1-0-1	0.3	0	0	0	0	0	0	1.0
Southern Miss	DNP	-	-	-	-	-	-	-	-	-	-	-	-	-	-	-
Louisiana Tech	2	0-0	.000	0-0	.000	0-0	.000	1-0-1	0.5	0	0	0	0	0	0	0.8
UTSA	8	1-2	.500	0-0	.000	0-1	.000	0-0-0	0.4	3	1	1	0	1	2	1.0
UTEP	DNP	-	-	-	-	-	-	-	-	-	-	-	-	-	-	-
Rice	1	0-0	.000	0-0	.000	0-0	.000	0-0-0	0.3	0	0	0	0	0	0	0.8
North Texas	DNP	-	-	-	-	-	-	-	-	-	-	-	-	-	-	-
Middle Tennessee	DNP	-	-	-	-	-	-	-	-	-	-	-	-	-	-	-
Middle Tennessee	DNP	-	-	-	-	-	-	-	-	-	-	-	-	-	-	-
Rice	DNP	-	-	-	-	-	-	-	-	-	-	-	-	-	-	-
UTSA	4	1-1	1.000	0-0	.000	0-0	.000	0-1-1	0.4	0	0	1	0	1	2	1.0
Old Dominion																
Southern Miss																

CAREER STATISTICS

Season	GP-GS	MIN/AVG.	FG-FGA	PCT.	3FG-FGA	PCT.	FT-FTA	PCT.	O-D-T	AVG.	PF	FO	AST	TO	BLK	STL	PTS	AVG.
19-20	7-0	25/3.6	3-6	.500	1-1	1.000	0-1	.000	2-1-3	0.4	4	0	1	2	0	2	7	1.0
TOTAL	7-0	25/3.6	3-6	.500	1-1	1.000	0-1	.000	2-1-3	0.4	4	0	1	2	0	2	7	1.0





RACHAEL CHILDRESS

GUARD

#32

5-10 | Sr.
Rogersville, Ala. | Lawrence County

QUICK HITS

- Named to the C-USA Preseason Team
- NCAA active career leader in 3-point FG's made (411)
- Top 10 in NCAA All-Time three pointers made
- Became UAB's all time leader in 3-pointers after sinking her 8th three against South Alabama Nov. 8
- Became C-USA all-time leader in career three-pointers made with 339 after hitting her 3rd three against Memphis Dec. 8
- 4th in scoring in UAB history (1,770 points)
- Named one of 30 women's basketball Senior C.L.A.S.S. candidates

CAREER HIGHS

Points	
19-20:.....	26 (2x) last vs. UTEP (2/1/20)
C:.....	29 (2x) last vs. UTEP (3/2/19)
Rebounds	
19-20:.....	9 at North Texas (2/8/20)
C:.....	11 vs. Mississippi Valley State (11/11/17)
Assists	
19-20:.....	8 vs. Texas Southern (12/21/19)
C:.....	8 vs. Texas Southern (12/21/19)
Blocks	
19-20:.....	1 (8x) last vs UTEP (2/1/20)
C:.....	2 (2x) last at Chicago State (11/20/18)
Steals	
19-20:1 (7x) last at Middle Tennessee (2/20/20)	
C:.....	3 (2x) last vs. Indiana (11/24/17)
Field Goals Made	
19-20:.....	10 vs. UTEP (2/1/20)
C:.....	10 vs. UTEP (3/2/19)
Field Goals Attempted	
19-20:.....	19 (2x) last vs Colorado (12/20/19)
C:.....	19 (3x) last vs. Colorado (12/20/19)
3-Point Field Goals Made	
19-20:.....	8 vs. South Alabama (11/15/19)
C:.....	8 (3x) last vs. South Alabama (11/8/19)
3-Point Field Goals Attempted	
19-20:.....	15 vs. South Alabama (11/8/19)
C:.....	18 vs McNeese State (12/8/18)
Free Throws Made	
19-20:.....	9 vs. Samford (12/3/19)
C:.....	9 vs. Samford (12/3/19)
Free Throws Attempted	
19-20:.....	11 vs. Samford (12/3/19)
C:.....	11 vs. Samford (12/3/19)
Minutes	
19-20:.....	41 vs. Colorado (12/20/19)
C:.....	50 vs. North Texas (3/8/17)
Double Figures	
19-20:.....	27 Times
C:.....	94 Times
Double Doubles	
19-20:.....	Once
C:.....	Once

2018-19 (JUNIOR)

All-Conference USA First Team selection and Preseason All-Conference Team member...One of four players to start all 33 games...Set the program record for 3-pointers made in a season (110) and attempted (265)...Finished the year ranked eighth in the NCAA in 3-point field goals made, 12th in threes per game (3.3), 20th in 3-point field goal percentage (41.5%) and 21st in 3-pointers attempted (265)...Named to the Hilton Garden Inn Classic All-Tournament Team...Became the 29th member of UAB's 1000 point scorers club in UAB's victory over FGCU in the Hilton Garden Inn Classic championship game...Ranks 19th all time in career points at UAB (1,293)...Led UAB in scoring averaging 13.6 points per game in the season and 15.8 points per game in C-USA play...Led UAB in points a team high 11 times with 22 10+ point games and seven 20+ point games...Tied a career high 29 points on a career best eight made 3-pointers in a victory over UTEP (March 2)...Tallied 18 games with at least five or more 3-pointers...Recorded 20 points or more in seven straight conference games, helping UAB to a second place finish in league play...Helped UAB set the program records for 3-pointers in a season (291), 3-point field goals attempted (811), the third best 3-point field goal percentage (35.9%) and fifth best free throw percentage (72.0%)...Earned C-USA Spirit of Service Award, representing UAB for the winter selection...Named to the C-USA Commissioner's Academic Honor Roll

CHILDRESS GAME-BY-GAME

Opponent	MIN	FG-FGA	PCT	3FG-FGA	PCT	FT-FTA	PCT	O-D-T	AVG	PF	A	TO	BLK	STL	TP	AVG
South Alabama*	35	9-18	.500	8-15	.533	0-0	.000	0-7-7	7.0	0	1	1	0	0	26	26.0
Oklahoma*	29	1-12	.083	0-6	.000	4-5	.800	0-4-4	5.5	3	0	4	1	0	6	16.0
Boise State*	35	5-14	.357	4-10	.400	2-2	1.000	0-5-5	5.3	2	3	1	1	0	16	16.0
Auburn*	39	7-15	.467	4-9	.444	5-6	.833	0-1-1	4.3	2	1	5	0	1	23	17.8
McNeese State*	25	6-9	.667	3-4	.750	0-0	.000	0-2-2	3.8	1	0	2	0	0	15	17.2
UAH*	35	4-11	.364	2-6	.333	2-2	1.000	0-2-2	3.5	0	6	1	0	0	12	16.3
Samford*	37	4-11	.364	3-8	.375	9-11	.818	0-1-1	3.1	0	4	0	0	1	20	16.9
Memphis*	32	4-19	.211	3-14	.214	1-1	1.000	0-1-1	2.9	1	0	1	0	1	12	16.3
Alcorn State*	31	8-10	.800	6-7	.857	3-3	1.000	0-1-1	2.7	0	1	0	0	0	25	17.2
Colorado*	41	7-19	.368	4-11	.364	1-1	1.000	0-1-1	2.5	0	2	2	0	0	19	17.4
Texas Southern*	37	4-9	.444	4-6	.667	2-2	1.000	0-3-3	2.5	1	8	0	1	1	14	17.1
Tuskegee*	21	8-11	.727	7-10	.700	2-2	1.000	0-3-3	2.6	0	2	1	0	1	25	17.8
Charlotte*	36	6-16	.375	5-10	.500	3-3	1.000	0-2-2	2.5	0	1	2	1	0	20	17.9
Old Dominion*	32	7-12	.583	2-3	.667	1-2	.500	0-3-3	2.6	3	1	3	0	1	17	17.9
WKU*	34	5-12	.417	4-7	.571	1-2	.500	0-4-4	2.7	2	3	4	0	0	15	17.7
Marshall*	37	2-17	.118	1-8	.125	5-5	1.000	0-6-6	2.9	4	3	1	0	0	10	17.2
FIU*	37	7-11	.636	4-8	.500	1-3	.333	0-3-3	2.9	2	2	2	1	1	19	17.3
Florida Atlantic*	33	7-15	.467	7-13	.538	2-2	1.000	0-3-3	2.9	2	0	1	0	1	23	17.6
Southern Miss*	36	4-10	.400	4-8	.500	3-5	.600	1-4-5	3.0	1	2	2	0	0	15	17.5
Louisiana Tech*	35	5-8	.625	1-3	.333	4-4	1.000	0-1-1	2.9	1	1	2	1	0	15	17.4
UTSA*	25	4-6	.667	4-6	.667	0-0	.000	0-3-3	2.9	0	1	0	1	1	12	17.1
UTEP*	34	10-13	.769	4-5	.800	2-2	1.000	0-2-2	2.9	1	1	5	1	0	26	17.5
Rice*	34	4-12	.333	0-4	.000	2-2	1.000	1-5-6	3.0	3	1	2	0	0	10	17.2
North Texas*	34	6-15	.400	4-9	.444	2-2	1.000	0-9-9	3.3	1	1	1	0	0	18	17.2
Middle Tennessee*	35	4-15	.267	2-8	.250	0-0	.000	0-5-5	3.3	2	0	2	0	0	10	16.9
Middle Tennessee*	39	6-15	.400	4-10	.400	0-0	.000	2-4-6	3.4	1	1	0	0	1	16	16.9
Rice*	38	4-8	.500	1-1	1.000	4-5	.800	0-3-3	3.4	3	1	0	0	2	13	16.7
UTSA*	21	6-9	.667	4-5	.800	8-8	1.000	0-1-1	3.3	0	1	1	0	0	24	17.0
Old Dominion																
Southern Miss																

CAREER STATISTICS

Season	GP-GS	MIN/AVG.	FG-FGA	PCT.	3FG-FGA	PCT.	FT-FTA	PCT.	O-D-T	AVG.	PF	FO	AST	TO	BLK	STL	PTS	AVG.
16-17	30-22	950/31.7	128-311	.412	95-236	.403	22-32	.688	28-87-115	3.8	46	0	43	44	9	15	373	12.4
17-18	34-34	1073/31.6	149-368	.405	107-247	.433	65-72	.903	18-85-103	3.0	35	0	68	32	8	12	470	13.8
18-19	33-33	1034/31.3	155-379	.409	110-265	.415	30-34	.882	11-102-113	3.4	32	0	45	40	6	12	451	13.6
19-20	28-28	936/33.4	154-352	.438	99-215	.460	69-80	.863	4-89-93	3.3	37	0	48	46	8	12	476	17.0
TOTAL	125-117	3993/31.9	586-1410	.416	411-962	.427	186-218	.853	61-363-424	3.4	150	0	204	162	31	51	1770	14.2



@UAB_WBB

GAME 29 : UAB VS. OLD DOMINION

25

5:30 P.M. | CHARTWAY ARENA

@UAB_WBBALL





IMANI JOHNSON

GUARD

#34

5-8 | Sr.
Southaven, Miss. | Desoto Central

QUICK HITS

2018-19 (JUNIOR)

Appeared in 31 games for UAB...Netted a career high 18 points with eight made free throws against Alabama A&M (Nov. 28) to lead UAB in scoring...Registered eight double digit scoring games, including 17 points against Troy (March 21) in the first round of the WNIT...Matched her career best six made field goals against Troy...Recorded three consecutive games with a 3-pointer: at Old Dominion (Feb. 7), at Charlotte (Feb. 9) and against Marshall (Feb. 14)...Set career bests in field goals (86), 3-pointers (6) and points (231)...Named to the C-USA Commissioner's Academic Honor Roll

CAREER HIGHS

Points	
19-20:.....	17 vs. Old Dominion (1/4/20)
C:.....	18 vs Alabama A&M (11/28/18)
Rebounds	
19-20:.....	8 (2x) last vs. Rice (2/22/20)
C:.....	11 vs. Florida Atlantic (1/27/18)
Assists	
19-20:.....	3 (2x) last vs. UTSA (1/30/20)
C:.....	3 (3x) last vs. UTSA (1/30/20)
Blocks	
19-20:.....	1 (2x) last vs. UTEP (2/1/20)
C:.....	2 vs. Louisiana Tech (1/10/19)
Steals	
19-20:.....	3 (2x) last vs. UTSA (1/30/20)
C:.....	3 (3x) last vs. UTSA (1/30/20)
Field Goals Made	
19-20:.....	6 vs. McNeese State (11/24/19)
C:.....	6 (6x) last vs. McNeese State (11/24/19)
Field Goals Attempted	
19-20:.....	11 (2x) last at Rice (2/6/20)
C:.....	13 at Troy (3/21/19)
3-Point Field Goals Made	
19-20:.....	1 vs. South Alabama (11/8/19)
C:.....	1 (10x) last vs. South Alabama (11/8/19)
3-Point Field Goals Attempted	
19-20:.....	2 vs. South Alabama (11/8/19)
C:.....	3 vs. Marshall (2/14/19)
Free Throws Made	
19-20:.....	7 vs. Old Dominion (1/4/20)
C:.....	8 (2x) last vs. Alabama A&M (11/28/18)
Free Throws Attempted	
19-20:.....	9 vs. Old Dominion (1/4/20)
C:.....	11 vs. Alabama State (12/19/17)
Minutes	
19-20:.....	28 at Marshall (1/11/20)
C:.....	32 vs. High Point (11/22/16)
Double Figures	
19-20:.....	Eight Times
C:.....	33 Times
Double Doubles	
19-20:.....
C:.....	Once

JOHNSON GAME-BY-GAME

Opponent	MIN	FG-FGA	PCT	3FG-FGA	PCT	FT-FTA	PCT	O-D-T	AVG	PF	A	TO	BLK	STL	TP	AVG
South Alabama*	14	2-4	.500	1-2	.500	0-0	.000	0-2-2	2.0	4	0	1	0	0	5	5.0
Oklahoma*	21	5-8	.625	0-0	.000	3-4	.750	3-5-8	5.0	5	0	1	0	0	13	9.0
Boise State*	25	5-10	.500	0-0	.000	6-8	.750	3-3-6	5.3	1	3	7	0	0	16	11.3
Auburn*	25	4-5	.800	0-0	.000	1-2	.500	3-1-4	5.0	1	2	2	0	3	9	10.8
McNeese State*	20	6-9	.667	0-0	.000	2-4	.500	0-3-3	4.6	1	0	2	0	2	14	11.4
UAH*	15	0-1	.000	0-0	.000	0-2	.000	0-4-4	4.5	2	0	2	0	0	0	9.5
Samford	DNP	-	-	-	-	-	-	-	-	-	-	-	-	-	-	-
Memphis	17	1-3	.333	0-0	.000	1-2	.500	2-3-5	4.6	4	0	0	0	0	3	8.6
Alcorn State	7	0-1	.000	0-0	.000	2-2	1.000	1-1-2	4.3	3	0	0	0	0	2	7.8
Colorado	DNP	-	-	-	-	-	-	-	-	-	-	-	-	-	-	-
Texas Southern	DNP	-	-	-	-	-	-	-	-	-	-	-	-	-	-	-
Tuskegee	DNP	-	-	-	-	-	-	-	-	-	-	-	-	-	-	-
Charlotte	12	0-2	.000	0-0	.000	2-2	1.000	0-3-3	4.1	0	1	1	0	0	2	7.1
Old Dominion	26	5-11	.455	0-2	.000	7-9	.778	4-3-7	4.4	1	1	0	0	0	17	8.1
WKU	20	3-4	.750	0-0	.000	2-2	1.000	3-1-4	4.4	1	0	2	0	0	8	8.1
Marshall	28	2-5	.400	0-0	.000	5-6	.833	2-2-4	4.3	4	0	0	0	0	9	8.2
FIU*	23	4-6	.667	0-0	.000	0-0	.000	3-3-6	4.5	4	1	1	0	1	8	8.2
Florida Atlantic*	23	4-6	.667	0-0	.000	2-2	1.000	1-4-5	4.5	3	0	0	0	1	10	8.3
Southern Miss*	17	2-10	.200	0-1	.000	0-0	.000	0-1-1	4.3	1	2	2	0	1	4	8.0
Louisiana Tech*	19	3-5	.600	0-0	.000	5-7	.714	2-3-5	4.3	4	0	0	0	0	11	8.2
UTSA*	19	3-5	.750	0-0	.000	5-8	.625	0-4-4	4.3	1	3	0	1	3	11	8.4
UTEP*	25	1-4	.250	0-0	.000	0-4	.000	2-3-5	4.3	4	0	1	1	0	2	8.0
Rice*	26	3-11	.273	0-1	.000	3-4	.750	1-3-4	4.3	1	0	0	0	1	9	8.1
North Texas*	12	0-1	.000	0-0	.000	0-0	.000	0-2-2	4.2	2	0	0	0	2	0	7.7
Middle Tennessee*	16	4-5	.800	0-0	.000	0-0	.000	1-2-3	4.1	2	0	1	0	0	8	7.7
Middle Tennessee	11	0-1	.000	0-1	.000	0-0	.000	1-5-6	4.2	2	0	1	0	1	0	7.3
Rice	18	1-3	.333	0-0	.000	2-4	.500	5-3-8	4.4	2	1	1	0	0	4	7.2
UTSA*	20	4-8	.500	0-0	.000	6-7	.857	2-3-5	4.4	3	1	2	0	0	14	7.5
Old Dominion																
Southern Miss																

CAREER STATISTICS

Season	GP-GS	MIN/AVG.	FG-FGA	PCT.	3FG-FGA	PCT.	FT-FTA	PCT.	O-D-T	AVG.	PF	FO	AST	TO	BLK	STL	PTS	AVG.
16-17	27-8	336/12.4	43-91	.473	0-3	.000	23-42	.548	18-39-57	2.1	48	0	11	26	1	11	109	4.0
17-18	34-0	577/17.0	83-172	.483	4-12	.333	53-73	.726	49-86-135	4.0	81	3	23	50	3	23	223	6.6
18-19	31-0	483/15.6	86-183	.470	6-19	.316	53-65	.815	36-65-101	3.3	85	4	16	40	5	20	231	7.5
19-20	24-16	459/19.1	62-127	.488	1-7	.143	54-79	.684	39-67-106	4.4	56	1	15	27	2	15	179	7.5
TOTAL	116-25	1855/16.0	274-573	.478	11-41	.268	183-259	.707	142-257-399	3.4	270	8	65	143	11	69	742	6.4





ZAKYIA WEATHERSBY

CENTER

#55

6-2 | Jr.
Collins, Miss. | Jones College

QUICK HITS

- Recorded first career double-double against Tuskegee 30p/12r

JONES COLLEGE

Second team All-MACJC South Division honoree...Averaged 10.6 points and 8.6 rebounds per game...Career highs include 24 points, 10 rebounds and 2 blocks against Three Rivers in the 2018-19 season...Helped lead Jones College to State, Regional and District championships in 2019

CAREER HIGHS

Points
19-20: 30 vs. Tuskegee (12/30/19)
C: 30 vs. Tuskegee (12/30/19)

Rebounds
19-20: 12 vs. Tuskegee (12/30/19)
C: 12 vs. Tuskegee (12/30/19)

Assists
19-20: 2 vs. Tuskegee (12/30/19)
C: 2 vs. Tuskegee (12/30/19)

Blocks
19-20: 6 vs. Samford (12/3/19)
C: 6 vs. Samford (12/3/19)

Steals
19-20: 1 (2x) last vs. Tuskegee (12/30/19)
C: 1 (2x) last vs. Tuskegee (12/30/19)

Field Goals Made
19-20: 10 vs. Tuskegee (12/30/19)
C: 10 vs. Tuskegee (12/30/19)

Field Goals Attempted
19-20: 12 vs. Tuskegee (12/30/19)
C: 12 vs. Tuskegee (12/30/19)

3-Point Field Goals Made
19-20:
C:

3-Point Field Goals Attempted
19-20:
C:

Free Throws Made
19-20: 10 vs. Tuskegee (12/30/19)
C: 10 vs. Tuskegee (12/30/19)

Free Throws Attempted
19-20: 12 vs. Tuskegee (12/30/19)
C: 12 vs. Tuskegee (12/30/19)

Minutes
19-20: 28 vs. Texas Southern (12/21/19)
C: 28 vs. Texas Southern (12/21/19)

Double Figures
19-20: Seven Times
C: Seven Times

Double Doubles
19-20: Once
C: Once

WEATHERSBY GAME-BY-GAME

Opponent	MIN	FG-FGA	PCT	3FG-FGA	PCT	FT-FTA	PCT	O-D-T	AVG	PF	A	TO	BLK	STL	TP	AVG
South Alabama	9	3-5	.600	0-0	.000	3-6	.500	2-1-3	3.0	3	0	3	0	0	9	9.0
Oklahoma	7	1-2	.500	0-0	.000	0-0	.000	0-1-1	2.0	0	0	0	0	0	2	5.5
Boise State	DNP	-	-	-	-	-	-	-	-	-	-	-	-	-	-	-
Auburn	DNP	-	-	-	-	-	-	-	-	-	-	-	-	-	-	-
McNeese State	7	0-2	.000	0-0	.000	0-0	.000	0-3-3	2.3	2	0	0	0	0	0	3.7
UAH	2	1-1	1.000	0-0	.000	1-2	.500	0-1-1	2.0	1	0	0	0	0	3	3.5
Samford	14	4-6	.667	0-0	.000	2-3	.667	3-4-7	3.0	1	0	3	6	1	10	4.8
Memphis	7	0-1	.000	0-0	.000	1-2	.500	1-3-4	3.2	1	0	0	0	0	1	4.2
Alcorn State	10	4-8	.500	0-0	.000	1-2	.500	3-2-5	3.4	4	0	0	1	0	9	4.9
Colorado	28	3-5	.600	0-0	.000	2-2	1.000	0-7-7	3.9	5	1	0	0	0	8	5.3
Texas Southern	16	5-5	1.000	0-0	.000	1-3	.333	1-4-5	4.0	2	0	2	1	0	11	5.9
Tuskegee	25	10-12	.833	0-0	.000	10-12	.833	6-6-12	4.8	1	2	0	3	1	30	8.3
Charlotte	11	3-7	.429	0-0	.000	0-0	.000	1-3-4	4.7	3	1	2	1	0	6	8.1
Old Dominion	3	0-1	.000	0-0	.000	0-0	.000	0-2-2	4.5	0	0	0	0	0	0	7.4
WKU	DNP	-	-	-	-	-	-	-	-	-	-	-	-	-	-	-
Marshall	2	1-1	1.000	0-0	.000	0-0	.000	0-0-0	4.2	1	0	0	0	0	2	7.0
FIU	15	2-4	.500	0-0	.000	1-2	.500	0-7-7	4.4	3	0	1	0	1	5	6.9
Florida Atlantic	13	7-8	.875	0-0	.000	3-3	1.000	1-3-4	4.3	4	1	1	2	0	17	7.5
Southern Miss	22	5-6	.833	0-0	.000	4-4	1.000	1-1-2	4.2	1	0	2	2	0	14	7.9
Louisiana Tech	13	4-5	.800	0-0	.000	2-2	1.000	1-3-4	4.2	4	0	2	4	0	10	8.1
UTSA	13	3-5	.600	0-0	.000	1-2	.500	0-4-4	4.2	0	0	3	1	0	7	8.0
UTEP	9	1-2	.500	0-0	.000	1-2	.500	2-2-4	4.2	1	0	0	1	0	3	7.7
Rice	13	4-8	.500	0-0	.000	1-2	.500	2-2-4	4.2	4	0	1	1	0	9	7.8
North Texas	20	5-6	.833	0-0	.000	0-0	.000	2-2-4	4.1	1	1	1	2	0	10	7.9
Middle Tennessee	20	2-2	1.000	0-0	.000	4-6	.667	2-3-5	4.2	1	1	0	0	0	8	7.9
Middle Tennessee*	23	4-5	.800	0-0	.000	0-2	.000	1-3-4	4.2	1	1	1	0	1	8	7.9
Rice*	16	3-6	.500	0-0	.000	0-0	.000	1-1-2	4.1	2	0	4	1	0	6	7.8
UTSA	6	0-1	.000	0-0	.000	0-0	.000	0-0-0	3.9	2	0	1	0	0	0	7.5
Old Dominion																
Southern Miss																

CAREER STATISTICS

Season	GP-GS	MIN/AVG.	FG-FGA	PCT.	3FG-FGA	PCT.	FT-FTA	PCT.	O-D-T	AVG.	PF	FO	AST	TO	BLK	STL	PTS	AVG.
19-20	25-2	324/13.0	75-114	.658	0-0	.000	38-57	.667	30-68-98	3.9	48	1	8	27	26	3	188	7.5
TOTAL	25-2	324/13.0	75-114	.658	0-0	.000	38-57	.667	30-68-98	3.9	48	1	8	27	26	3	188	7.5



2019-20 TV/RADIO ROSTER



Miyah Barnes
G // 5-5 // Sr. // 3L
Memphis, Tenn.



Margaret Whitley
G // 5-8 // So. // 1L
Geneva, Ill.



Sam Mitchell
G // 5-6 // Fr. // HS
Downers Grove, Ill.



Angela Vendrell
F // 6-2 // Sr. // 3L
Alicante, Spain



Emily Frasco
G // 5-11 // So. // 1L
Mount Prospect, Ill.



Sara Rosenfeldt
F // 6-0 // So. // 1L
St. Charles, Ill.



Trista Magee
G // 6-1 // RS-Sr. // 2L
Ellisville, Miss.



Summer Schloss
F // 6-1 // Fr. // HS
Gastonia, N.C.



Lea Kerstein
G // 5-8 // RS-Jr. // 2L
West Chicago, Ill.



Audrey Jordan
G // 5-10 // RS-Fr. // HS
Atlanta, Ga.



Jasmine Gracie
F // 6-0 // Fr. // HS
Huntsville, Ala.



Rachael Childress
G // 5-10 // Sr. // 3L
Rogersville, Ala.



Imani Johnson
F // 6-0 // Sr. // 3L
Southaven, Miss.



Zakyia Weathersby
C // 6-2 // Jr. // JC
Collins, Miss.



Randy Norton
Head Coach
Seventh Season



Taren Martin
Assoc. Head Coach
Seventh Season



Reagan Miller
Assistant Coach
Fourth Season




Dodie Dunson
Assistant Coach
Second Season



Kayla Alexander
Director of
Operations
Third Season



Ben Hardiman
Director of
Personnel Efficiency
Third Season



Grace Keheley
Graduate
Assistant
First Season





2019-20 UAB Basketball
UAB Combined Team Statistics (as of Feb 29, 2020)
All games



RECORD:	OVERALL	HOME	AWAY	NEUTRAL
ALL GAMES	18-10	11-4	6-5	1-1
CONFERENCE	10-6	5-3	5-3	0-0
NON-CONFERENCE	8-4	6-1	1-2	1-1

#	Player	gp-gs	min	avg	Total		3-Point		F-Throw		Rebounds				pf	dq	a	to	blk	stl	pts	avg
					fg-fga	fg%	3fg-fga	3fg%	ft-fga	ft%	off	def	tot	avg								
32	Childress,Rachael	28-28	936	33.4	154-352	.438	99-215	.460	69-80	.863	4	89	93	3.3	37	0	48	46	8	12	476	17.0
00	Barnes,Miyah	28-28	904	32.3	109-269	.405	43-115	.374	89-103	.864	9	84	93	3.3	45	1	96	73	1	26	350	12.5
13	Thomas,Katelynn	14-10	230	16.4	70-112	.625	0-0	.000	17-37	.459	32	26	58	4.1	31	1	4	16	20	4	157	11.2
12	Magee,Trista	28-28	829	29.6	77-221	.348	46-142	.324	39-46	.848	5	97	102	3.6	54	1	60	38	7	19	239	8.5
55	Weathersby,Zakya	25-2	324	13.0	75-114	.658	0-0	.000	38-57	.667	30	68	98	3.9	48	1	8	27	26	3	188	7.5
34	Johnson,Imani	24-16	459	19.1	62-127	.488	1-7	.143	54-79	.684	39	67	106	4.4	56	1	15	27	2	15	179	7.5
03	Vendrell,Angela	28-28	765	27.3	65-142	.458	13-27	.481	41-50	.820	41	173	214	7.6	70	2	129	66	27	32	184	6.6
01	Whitley,Margaret	27-0	341	12.6	37-110	.336	27-83	.325	17-23	.739	4	17	21	0.8	22	0	19	23	0	13	118	4.4
10	Rosenfeldt,Sara	25-0	333	13.3	19-36	.528	0-1	.000	23-39	.590	37	53	90	3.6	43	1	12	13	2	4	61	2.4
23	Kerstein,Lea	23-0	189	8.2	13-30	.433	9-21	.429	9-11	.818	1	19	20	0.9	6	0	20	9	0	2	44	1.9
02	Mitchell,Sam	28-0	228	8.1	15-43	.349	8-28	.286	10-13	.769	1	21	22	0.8	15	0	24	22	0	5	48	1.7
25	Gracie,Jasmine	7-0	25	3.6	3-6	.500	1-1	1.000	0-1	.000	2	1	3	0.4	4	0	1	2	0	2	7	1.0
24	Jordan,Audrey	12-0	58	4.8	4-14	.286	0-2	.000	1-5	.200	3	6	9	0.8	4	0	2	3	3	0	9	0.8
05	Frasco,Emily	2-0	6	3.0	0-0	.000	0-0	.000	0-0	.000	0	0	0	0.0	0	0	0	1	0	1	0	0.0
Team											36	76	112				9					
Total.....		28	5627		703-1576	.446	247-642	.385	407-544	.748	244	797	1041	37.2	435	8	438	375	96	138	2060	73.6
Opponents.....		28	5625		681-1752	.389	156-539	.289	320-466	.687	341	688	1029	36.8	544	-	296	345	77	201	1838	65.6

TEAM STATISTICS	UABWBB	OPP	Date	Opponent	Score	Att.
SCORING	2060	1838	!	11/8/19 SOUTH ALABAMA	W 77-61	415
Points per game	73.6	65.6	!	11/10/19 at Oklahoma	L 75-82	1575
Scoring margin	+7.9	-	!	11/15/19 BOISE STATE	L 81-83	265
FIELD GOALS-ATT	703-1576	681-1752		11/21/19 AUBURN	W 80-75	1081
Field goal pct	.446	.389		11/24/19 MCNEESE STATE	W 97-70	376
3 POINT FG-ATT	247-642	156-539		11/27/19 UAH	W 74-57	433
3-point FG pct	.385	.289		12/3/19 SAMFORD	W 76-69	424
3-pt FG made per game	8.8	5.6		12/08/19 at Memphis	L 52-77	453
FREE THROWS-ATT	407-544	320-466		12/15/19 at Alcorn	W 86-65	107
Free throw pct	.748	.687		12/20/19 vs Colorado	Lot 69-77	520
F-Throws made per game	14.5	11.4		12/21/19 vs Texas Southern	W 84-68	602
REBOUNDS	1041	1029		12/30/19 TUSKEGEE	W 103-60	253
Rebounds per game	37.2	36.8	**	1/2/20 CHARLOTTE	L 75-83	310
Rebounding margin	+0.4	-	*	1/4/20 OLD DOMINION	W 76-65	495
ASSISTS	438	296	*	1/9/20 at Western Ky.	L 65-69	5122
Assists per game	15.6	10.6	*	1/11/20 at Marshall	L 56-61	607
TURNOVERS	375	345	*	1/16/20 FIU	W 71-58	320
Turnovers per game	13.4	12.3	*	1/18/20 FAU	W 92-73	582
Turnover margin	-1.1	-	*	1/23/20 at Southern Miss	W 74-68	1531
Assist/turnover ratio	1.2	0.9	*	01/25/20 at Louisiana Tech	W 71-51	1437
STEALS	138	201	*	1/30/20 UTSA	W 94-55	1751
Steals per game	4.9	7.2	*	2/1/20 UTEP	W 63-51	558
BLOCKS	96	77	*	02/06/20 at Rice	L 53-64	834
Blocks per game	3.4	2.8	*	02/08/20 at North Texas	W 51-50	1327
ATTENDANCE	8379	17602	*	2/15/20 MIDDLE TENNESSEE	L 52-62	606
Home games-Avg/Game	15-559	11-1498	*	02/20/20 at Middle Tenn.	W 61-59	3012
Neutral site-Avg/Game	-	2-561	*	2/22/20 RICE	L 65-74	510
			*	02/29/20 at UTSA	W 87-51	475

Score by Periods	1st	2nd	3rd	4th	OT	Totals
UAB	514	497	562	482	5	2060
Opponents	410	474	463	478	13	1838

* = Conference game

! = Preseason WNIT



2019-20 CONFERENCE STATISTICS



2019-20 UAB Basketball
UAB Combined Team Statistics (as of Feb 29, 2020)
Conference games only



RECORD:	OVERALL	HOME	AWAY	NEUTRAL
ALL GAMES	10-6	5-3	5-3	0-0
CONFERENCE	10-6	5-3	5-3	0-0
NON-CONFERENCE	0-0	0-0	0-0	0-0

##	Player	gp-gs	min	avg	Total		3-Point		F-Throw		Rebounds				pf	dq	a	to	blk	stl	pts	avg
					fg-fga	fg%	3fg-fga	3fg%	ft-fa	ft%	off	def	tot	avg								
32	Childress,Rachael	16-16	539	33.7	87-194	.448	51-109	.468	38-45	.844	4	58	62	3.9	27	0	20	28	5	7	263	16.4
00	Barnes,Miyah	16-16	510	31.9	62-163	.380	20-69	.290	47-57	.825	6	51	57	3.6	29	1	41	37	0	11	191	11.9
13	Thomas,Katelynn	4-4	57	14.3	18-31	.581	0-0	.000	3-7	.429	10	5	15	3.8	5	0	0	4	2	0	39	9.8
03	Vendrell,Angela	16-16	459	28.7	41-88	.466	10-22	.455	29-35	.829	21	86	107	6.7	35	1	75	37	15	22	121	7.6
34	Johnson,Imani	16-10	315	19.7	39-86	.453	0-5	.000	39-55	.709	27	45	72	4.5	35	0	10	12	2	10	117	7.3
12	Magee,Trista	16-16	466	29.1	35-115	.304	22-74	.297	23-25	.920	4	52	56	3.5	33	0	32	25	6	11	115	7.2
55	Weathersby,Zakyia	15-2	199	13.3	44-67	.657	0-0	.000	17-25	.680	14	36	50	3.3	28	0	5	19	15	1	105	7.0
01	Whitley,Margaret	16-0	192	12.0	17-70	.243	13-51	.255	7-11	.636	3	13	16	1.0	14	0	13	10	0	8	54	3.4
23	Kerstein,Lea	14-0	100	7.1	10-16	.625	7-10	.700	5-5	1.000	0	12	12	0.9	0	0	4	5	0	1	32	2.3
10	Rosenfeldt,Sara	16-0	192	12.0	11-16	.688	0-1	.000	13-21	.619	19	25	44	2.8	23	0	8	6	1	3	35	2.2
02	Mitchell,Sam	16-0	128	8.0	8-22	.364	6-15	.400	4-6	.667	1	12	13	0.8	8	0	12	13	0	2	26	1.6
25	Gracie,Jasmine	5-0	17	3.4	2-3	.667	0-0	.000	0-1	.000	2	1	3	0.6	4	0	1	2	0	2	4	0.8
24	Jordan,Audrey	6-0	26	4.3	2-7	.286	0-0	.000	0-2	.000	2	3	5	0.8	2	0	0	0	3	0	4	0.7
Team											23	44	67				5					
Total.....		16	3200		376-878	.428	129-356	.362	225-295	.763	136	443	579	36.2	243	2	221	203	49	78	1106	69.1
Opponents.....		16	3203		372-958	.388	80-284	.282	170-253	.672	181	397	578	36.1	303	-	153	192	49	111	994	62.1

TEAM STATISTICS	UABWBB	OPP	Date	Opponent	Score	Att.
SCORING	1106	994	** 1/2/20	CHARLOTTE	L 75-83	310
Points per game	69.1	62.1	* 1/4/20	OLD DOMINION	W 76-65	495
Scoring margin	+7.0	-	* 1/9/20	at Western Ky.	L 65-69	5122
FIELD GOALS-ATT	376-878	372-958	* 1/11/20	at Marshall	L 56-61	607
Field goal pct	.428	.388	* 1/16/20	FIU	W 71-58	320
3 POINT FG-ATT	129-356	80-284	* 1/18/20	FAU	W 92-73	582
3-point FG pct	.362	.282	* 1/23/20	at Southern Miss	W 74-68	1531
3-pt FG made per game	8.1	5.0	* 01/25/20	at Louisiana Tech	W 71-51	1437
FREE THROWS-ATT	225-295	170-253	* 1/30/20	UTSA	W 94-55	1751
Free throw pct	.763	.672	* 2/1/20	UTEP	W 63-51	558
F-Throws made per game	14.1	10.6	* 02/06/20	at Rice	L 53-64	834
REBOUNDS	579	578	* 02/08/20	at North Texas	W 51-50	1327
Rebounds per game	36.2	36.1	* 2/15/20	MIDDLE TENNESSEE	L 52-62	606
Rebounding margin	+0.1	-	* 02/20/20	at Middle Tenn.	W 61-59	3012
ASSISTS	221	153	* 2/22/20	RICE	L 65-74	510
Assists per game	13.8	9.6	* 02/29/20	at UTSA	W 87-51	475
TURNOVERS	203	192				
Turnovers per game	12.7	12.0				
Turnover margin	-0.7	-				
Assist/turnover ratio	1.1	0.8				
STEALS	78	111				
Steals per game	4.9	6.9				
BLOCKS	49	49				
Blocks per game	3.1	3.1				
ATTENDANCE	5132	14345				
Home games-Avg/Game	8-642	8-1793				
Neutral site-Avg/Game	-	0-0				

* = Conference game
! = Preseason WNIT

Score by Periods	1st	2nd	3rd	4th	Totals
UAB	285	270	305	246	1106
Opponents	226	259	240	269	994

