



2016 ODU BASEBALL

ODU MONARCHS (20-10, 3-6 C-USA)

Probable Starters

Friday: RHP Sam Sinnen
Saturday: RHP Victor Diaz
Sunday: LHP Adam Bainbridge

FIU PANTHERS (15-16, 4-5 C-USA)

Probable Starters

Friday: RHP Andres Nunez
Saturday: RHP Chris Mourelle
Sunday: RHP Garrett Cave

SCHEDULE/RESULTS (20-10, 3-6)

FEBRUARY (6-1)		
Fri. 19	#10 NC State (1)	W, 5-0
Sat. 20	Kent State (1)	W, 2-0
Sun. 21	Appalachian State (1)	W, 12-3
Tue. 23	Norfolk State	W, 5-3
Fri. 26	Manhattan (2)	W, 6-5
Sat. 27	Virginia Tech (2)	L, 1-22
Sun. 28	Delaware (2)	W, 10-4

MARCH (13-6)		
Tue. 1	Liberty	W, 7-6
Fri. 4	Rutgers	W, 4-2
Sat. 5	Rutgers	W, 7-4
Sun. 6	Rutgers	L, 2-5
Wed. 9	VCU	W, 3-1
Fri. 11	West Virginia	L, 3-4
Sat. 12	West Virginia	W, 5-4 (10)
Sun. 13	West Virginia	L, 5-6 (12)
Tue. 15	Princeton	W, 7-6
Wed. 16	Princeton	W, 10-4
Fri. 18	WKU *	W, 8-3
Fri. 18	WKU *	W, 4-2
Sun. 20	WKU *	W, 12-8
Tue. 22	VMI	W, 8-2
Wed. 23	VMI	W, 6-5
Fri. 25	Rice *	L, 1-3
Sat. 26	Rice *	L, 2-6
Sun. 27	Rice *	L, 2-8
Wed. 30	#20 Virginia	W, 5-4

APRIL (1-3)		
Fri. 1	#22 Florida Atlantic *	L, 7-10
Sat. 2	#22 Florida Atlantic *	L, 1-3
Sun. 3	#22 Florida Atlantic *	L, 0-11 (8)
Wed. 6	William & Mary	W, 7-1
Fri. 8	FIU *	6:30 p.m.
Sat. 9	FIU *	6:30 p.m.
Sun. 10	FIU *	12:00 p.m.
Tue. 12	William & Mary	7:00 p.m.
Fri. 15	UTSA *	6:00 p.m.
Sat. 16	UTSA *	4:00 p.m.
Sun. 17	UTSA *	12:00 p.m.
Tue. 19	VMI	6:00 p.m.
Fri. 22	LA Tech *	7:00 p.m.
Sat. 23	LA Tech *	4:00 p.m.
Sun. 24	LA Tech *	12:00 p.m.
Tue. 26	Virginia (#)	12:00 p.m.
Fri. 29	UAB *	6:00 p.m.
Sat. 30	UAB *	3:00 p.m.

MAY (0-0)		
Sun. 1	UAB *	1:00 p.m.
Fri. 6	Charlotte *	6:00 p.m.
Sat. 7	Charlotte *	2:00 p.m.
Sun. 8	Charlotte *	1:00 p.m.
Wed. 11	Liberty	3:00 p.m.
Fri. 13	MTSU *	6:00 p.m.
Sat. 14	MTSU *	3:00 p.m.
Sun. 15	MTSU *	12:30 p.m.
Tue. 17	VCU (+)	7:00 p.m.
Thu. 19	Marshall *	2:00 p.m.
Fri. 20	Marshall *	2:00 p.m.
Sat. 21	Marshall *	2:00 p.m.
W-S 25-29	C-USA Tournament	TBA

Home games in **BOLD**
 (*) C-USA Game
 (1) Caravelle Resort Tournament hosted by CCU
 (2) ODU Baseball Tournament
 (#) Game at Harbor Park
 (+) Game at War Memorial (Keydog Classic)
Rankings based on D1Baseball Poll

HOW TO TUNE IN

Watch the games live through FIU's stream on Panther Vision (fiusports.com). The first two games will be streamed, but the third game will just be available through the radio broadcast/stream. Live stats can be found on fiusports.com.

SERIES RECORD

Overall, ODU holds a 5-2 edge in the series against the Panthers, will all the wins coming under head coach Chris Finwood. Last season, the Monarchs took two from FIU at the Bud Metheny Complex and did the same in Miami during the 2014 season.

ABOUT ODU (20-10, 3-6 C-USA)

The Monarchs snapped its three game losing streak with a 7-1 win over the Tribe on Wednesday night, with Nick Walker leading the way with a 2-for-2 outing with two runs and one RBI. ODU put its foot on the gas since the opening inning, scoring at least one run in five of the eight full innings played. Walker and Connor Myers also showed their speed on the base path, as the speedsters stole two bases apiece.

As a team, ODU has stolen 42 bases this season. Myers (.303) is the only Monarch hitting .300 or better, while ODU's top two starting pitchers have nifty ERAs with Diaz sporting a 2.00 ERA and Sinnen carrying a 2.95 ERA

Friday Starter: Sam Sinnen (RHP, Jr., 2-1, 2.95 ERA)

Sinnen is making his first start since game one against Florida Atlantic where he let up a season-high five earned runs in his 5.0 innings. On the year, he ranks second on the team and 10th in the conference with a 2.95 ERA. He has also fanned 28 batters and has walked only eight. Opponents are hitting .225 against him.

Saturday Starter: Victor Diaz (RHP, RSr., 3-2, 2.00 ERA)

Diaz leads the team and ranks third in the league with a 2.00 ERA. He has pitched in 36.0 innings, including a season high 6.2 innings in the 1-3 loss to Florida Atlantic. He ranks fourth on the team with 20 strikeouts, but tops the program with just eight earned runs. Opponents are hitting .231 against him.

Sunday Starter: Adam Bainbridge (LHP, Jr., 1-1, 5.12 ERA)

Bainbridge is back in the weekend starting lineup for the Monarchs. He

FIRST PITCH

SITE: Miami, Fla. | FIU Baseball Stadium

RADIO: STAR 1310 | Monarch Media

WEBCAST: fiusports.com

STATS: fiusports.com

ODU BASEBALL MEDIA

CONTACT: Maggie Bonner

EMAIL: meroy@odu.edu

TWITTER: @ODUSports

@ODUBaseball

2016 SEASON HIGHLIGHTS

- The two consecutive shutouts (NC State 5-0 & Kent State 2-0) to start the season marked the first time since 1995 ODU had two straight and the first time since 1992 the Monarchs have opened the season with two shutouts.
- Myers' walk-off home run against Liberty was the first since Mike Perez led off the bottom of the ninth inning with a solo homer against Longwood at the Bud on May 15, 2013.
- ODU's earned its first 3-0 start to C-USA play and first sweep to open conference play since 2008 (Delaware) after defeating WKU three times.
- Kurt Sinnen's walk-off hit against VMI marked the third for ODU this season. Kyle Beam singled to beat Manhattan and Myers knocked one out of the park against Liberty.
- The 5-4 win over UVA marked the program's fourth straight win over the defending national champions

PROBABLE STARTERS BY POSITION (SUBJECT TO CHANGE)

POS.	NO.	NAME	BA	GP-GS	H	2B	3B	HR	RBI
C	14	Kurt Sinnen	.258	29-25	24	4	1	1	16
1B	6	Grey Finwood	.115	27-21	7	1	0	0	3
2B	2	Jason McMurray	.227	30-30	25	7	1	1	14
3B	22	Nick Lustrino	.248	30-28	25	2	0	0	9
SS	15	Zach Rutherford	.265	30-30	31	3	2	1	15
LF	1	Justin Hayes	.258	28-18	17	2	1	0	10
CF	9	Connor Myers	.303	30-30	36	8	0	3	16
RF	4	Nick Walker	.290	30-30	31	5	2	0	20
DH	33	Turner Bishop	.246	25-16	14	3	0	1	8

P	NO.	NAME	W-L	ERA	IP	H	ER	SO	BB
RHP	34	Sam Sinnen	2-1	2.95	36.2	31	12	28	8
RHP	32	Victor Diaz	3-2	2.00	36.0	31	8	20	7
LHP	40	Adam Bainbridge	1-1	5.12	31.2	44	18	12	12

STATISTICAL BREAKDOWN		
VS FIU		
Monarchs	Hitting	Panthers
.248	AVG.	.311
.341	SLUG	.430
.341	OB%	.378
157	RUNS	186
247	HITS	347
43	2B	62
10	3B	7
10	HR	19
138	RBI	167
213	SO	227
127	BB	113
42-56	SB-SA	34-47
Monarchs	Pitching	Panthers
4.31	ERA	4.35
271.1	IP	277.0
186	SO	242
.271	B/AVG.	.270
Monarchs	Fielding	Panthers
814	PO	831
335	A	333
37	E	41
.969	Fld. %	.966
28	DP	66

holds a 5.12 ERA in 31.2 innings pitched. He has recorded 12 strikeouts and 12 walks, while opponents are hitting .346 against him.

SCOUTING FIU (15-16, 4-5 C-USA)

FIU baseball played four road games last week, making a trip to Daytona Beach, Florida, to face Bethune-Cookman and traveling to San Antonio, Texas, to take on UTSA. The Panthers finished the week with a 3-1 mark, outscoring the opposition 41-22. FIU began the week with a dominant 21-8 win versus the Wildcats as the Panthers registered 26 hits in the victory. The team then headed to the Lone Star State for a three-game set with the Roadrunners. FIU claimed 2-of-3 from UTSA for the series win. Redshirt junior Zack Soria was awarded C-USA's Player of the Week honors for his play this past week. Soria hit .579 with two home runs and six RBI. Soria was key in FIU's C-USA series with going 6-for-13 with three runs scored versus the Roadrunners.

Friday Starter: Andres Nunez (RHP, So., 4.79 ERA, 2-2)

Nunez has started in seven games this season and holds a 4.79 ERA in 41.1 innings pitched. He has allowed 25 runs (22 earned) and has walked 17 and struck out 26. Opponents are hitting .280 against him.

2015: Went 6-6 with a 3.99 ERA in 15 starts and 17 total appearances ... Pitched 88 innings, allowed 82 hits, 39 earned runs, 39 walks, and struck out 79 batters ... Recorded his first college win in his first career start (2/22) against North Carolina Central, pitched 6 2/3 shutout innings and struck out four ... Threw seven shutout innings at Rice (5/14) to secure a berth for FIU in the Conference USA Championship, picked up the win in the 11-1 defeat of the Owls ... Defeated UTSA (5/21) at the C-USA Championship, pitched 6 2/3 innings, allowed four runs and struck out eight.

Saturday Starter: Chris Mourelle (RHP, Jr., 5.20 ERA, 4-2)

Mourelle has started in seven games with one complete game. He holds a 5.20 ERA in 45.0 innings, as opponents are hitting .306 against him. He has allowed 56 hits and allowed 26 earned runs. He has also walked 17 and struck out 33.

2015: Went 7-7 with a 3.07 ERA ... Pitched 102 2/3 innings, allowed 99 hits, 35 earned runs, walked 26, struck out 47 ... Pitched a season-high 8 1/3 innings at Marshall (3/29), allowed one run and struck out five to record the win ... Got the win against UAB (5/24) in the Conference USA Championship game after pitching seven innings and allowing two runs in the 8-2 FIU victory ... Pitched 7 1/3 shutout innings against East Carolina at the Coral Gables Regional in a 2-0 FIU win.

C-USA PLAYERS OF THE WEEK

Feb. 22	H	Esteban Puerta, 1B, FAU
Feb. 22	P	Sam Sinnen, RHP, ODU
Feb. 29	H	Thomas Peter, LF, WKU
Feb. 29	P	Tyler Clancy, LHP, LA Tech
Mar. 7	H	Chandler Hall, SS, LA Tech
Mar. 7	P	Jon Duplantier, RHP, Rice
Mar. 14	H	Drew Ober, DH, Charlotte
Mar. 14	P	Ricardo Salinas, RHP, Rice
Mar. 21	H	Kerr (FAU) & Sandlin (USM)
Mar. 21	P	Aaron Burns, RHP, UTSA
Mar. 28	H	Charlie Warren, RF, Rice
Mar. 28	P	Jon Duplantier, RHP, Rice
Apr. 4	H	Zack Soria, C, FIU
Apr. 4	P	Nate Hoffman, RHP, MTSU

Sunday Starter: Garrett Cave (RHP, So., 4.55, 2-2)

Cave leads the team with a 4.55 ERA and has appeared in nine games with seven starts. He has pitched in 31.2 innings and has allowed just 16 earned runs. He leads the team with 39 strikeouts and opponents are hitting .259 against him.

2015: Made 14 appearances (4 starts) and was 0-1 with a 5.06 ERA...Started the second game of the season and allowed one earned run in four innings against Tennessee...Pitched five innings against NC Central and allowed two earned runs... Pitched five shutout innings against Manhattan.

LAST TIME OUT

The Old Dominion baseball team broke its three-game losing streak with a 7-1 victory over old CAA rival William & Mary on Wednesday night at the Bud Metheny Baseball Complex. The win marked the Monarchs 20th of the season, as ODU now holds a 20-10 overall record.

Nick Walker led the way with a 2-for-2 outing with two runs and one RBI. Turner Bishop also went 1-for-3, which included a double and a team leading 2 RBIs. Nick Hartman earned the win after pitching a spotless three innings. After facing nine batters, Hartman fanned four and forced three fly outs and two groundouts.

The Monarchs put three runs up in the first inning to take an early lead, one that the team would never relinquish. Walker led off with a double to left field and advanced to third after Kurt Sinnen grounded out to the first baseman. Connor Myers then walked and gave Bishop the chance to score two runs off a double down the right field line. Jason McMurray scored Bishop for the final run off a single up the middle (3-0).

ODU scored two more runs in the third and fourth innings to take a 5-0 lead over the Tribe. William & Mary scored its only run of the contest in the fifth inning off a sacrifice fly from Tim Hoehn. The Monarchs responded with one more in the bottom of the fifth off of two errors from the W&M second baseman to hold a 6-0 advantage.

Old Dominion's final run of the contest was scored off a sacrifice fly from Walker to score Lustrino from third base. The win marked ODU's eighth win over the Tribe since head coach Chris Finwood took over the program. Overall, the Monarchs hold an 8-3 edge in the series.

Cullen Large went 2-for-4 for the Tribe, scoring the only run for William & Mary. Michael Toner suffered the loss after allowing three earned runs in the first inning.

W&M | 000 010 000 - 1 4 3
 ODU | 301 111 00X - 7 6 0

W&M | Michael Toner, Mitchell Acker (2), Chase Bailey (5), Andrew White (7), Jason Waldman (8)
 ODU | Nick Hartman, Jake Josephs (4), Culver Lamb (6), Joey Benitez (7), Thomas Busbice (8), Grayson Bailey (9)

Win | Nick Hartman (4-2)
 Loss | Michael Toner (0-2)
 Save | None

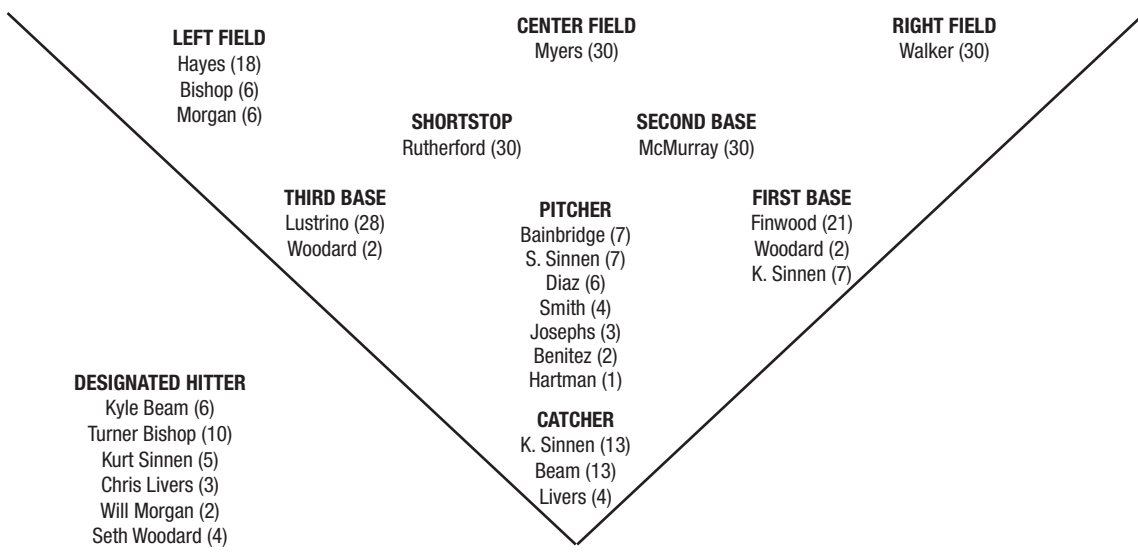
P - Pitcher
 H - Hitter

ROSTER BREAKDOWN		
PITCHERS: 15 (9 RHP, 6 LHP)		
10	Nick Hartman	RHP
16	Thomas Busbice	RHP
17	Culver Lamb	RHP
18	Grayson Bailey	LHP
21	Morgan Maguire	RHP
24	Brett Smith	RHP
28	Jake Josephs	LHP
31	Nate Matheson	LHP
32	Victor Diaz	RHP
34	Sam Sinnen	RHP
40	Adam Bainbridge	LHP
42	Joey Benitez	LHP
43	Isaiah Nelson	LHP
44	Drew Moyer	RHP
45	Jack Jett	RHP
OUTFIELDERS: (6)		
1	Justin Hayes	L/L
4	Nick Walker	R/R
7	Will Morgan	L/R
9	Connor Myers	R/R
23	Cory Alexander II	R/R
33	Turner Bishop	L/L
INFIELDERS: (8)		
2	Jason McMurray	R/R
6	Grey Finwood	R/R
15	Zach Rutherford	R/R
19	Darius Gillus	R/R
20	Bryce Windham	L/R
22	Nick Lustrino	L/R
25	Seth Woodard	R/R
29	Evan Baer	R/R
CATCHERS: (4)		
11	Kyle Beam	R/R
14	Kurt Sinnen	L/R
26	Chris Livers	R/R
37	Neil Ring	R/R
BATTING HAND:		
Right	20	
Left	13	
THROWING HAND:		
Right	25	
Left	8	
STATE:		
Iowa	1	
Maryland	2	
Michigan	1	
Nebraska	1	
New Jersey	4	
Oregon	1	
Pennsylvania	1	
Texas	1	
Virginia	21	
CLASS:		
Seniors	7	
Juniors	9	
Sophomores	5	
Freshmen	12	

No.	Name	Pos.	B/T	Ht.	Wt.	Yr.	Hometown (Last School)
1	Justin Hayes	OF	L/L	5-8	150	So.	Chesapeake, Va. (Western Branch)
2	Jason McMurray	INF	R/R	6-1	200	RSr.	West Des Moines, Iowa (Iowa Western)
4	Nick Walker	INF/OF	R/R	6-0	195	Jr.	Virginia Beach, Va. (Kellam)
6	Grey Finwood	INF	R/R	6-3	200	RSo.	Norfolk, Va. (Maury)
7	Will Morgan	OF	L/R	6-1	180	Fr.	Middletown, N.J. (Christian Brothers Academy)
9	Connor Myers	OF	R/R	5-11	180	Sr.	Middletown, Md. (Middletown)
10	Nick Hartman	RHP	R/R	6-2	180	Jr.	Katy, Texas (LSU-Eunice)
11	Kyle Beam	C	R/R	6-0	225	Jr.	Hood River, Ore. (Lane CC) (Hood River Valley)
14	Kurt Sinnen	C/1b	L/R	5-11	200	Jr.	Virginia Beach, Va. (Kellam)
15	Zach Rutherford	INF	R/R	6-2	180	So.	Chesapeake, Va. (Western Branch)
16	Thomas Busbice	RHP	R/R	6-1	205	Sr.	Papillion, Neb. (Iowa Western)
17	Culver Lamb	RHP	R/R	6-3	195	So.	Virginia Beach, Va. (Chipola College)
18	Grayson Bailey	LHP	L/L	6-1	210	RSr.	Virginia Beach, Va. (Lee University)
19	Darius Gillus	INF	R/R	5-11	205	RFr.	Chesterfield, Va. (L.C. Bird)
20	Bryce Windham	INF	L/R	6-0	170	Fr.	Monroe, Mich. (Saint Mary Catholic Central)
21	Morgan Maguire	RHP	L/R	6-2	205	Fr.	Rumson, N.J. (Rumson-Fair Haven Regional)
22	Nick Lustrino	INF	L/R	6-0	185	RSr.	Spring Lake, N.J. (Manasquan)
23	Cory Alexander II	OF	R/R	6-0	170	Fr.	Goochland, Va. (Goochland)
24	Brett Smith	RHP	R/R	6-4	195	Fr.	Chesapeake, Va. (Grassfield)
25	Seth Woodard	INF	R/R	6-2	220	Fr.	Newport News, Va. (Woodside)
26	Chris Livers	C	R/R	5-9	180	Sr.	Virginia Beach, Va. (First Colonial)
28	Jake Josephs	LHP	L/L	5-11	190	RJr.	Fairfax Station, Va. (South County)
29	Evan Baer	INF	R/R	6-1	200	Fr.	Virginia Beach, Va. (Princess Anne)
31	Nate Matheson	LHP	L/L	6-3	225	So.	Hampton, Va. (Kecoughtan)
32	Victor Diaz	RHP	R/R	6-0	195	RSr.	Perth Amboy, N.J. (St. Joseph's)
33	Turner Bishop	OF	L/L	6-1	195	Jr.	Virginia Beach, Va. (Kellam)
34	Sam Sinnen	RHP	R/R	5-11	205	Jr.	Virginia Beach, Va. (Kellam)
37	Neil Ring	C	R/R	5-10	195	Fr.	Appomattox, Va. (Blair Academy)
40	Adam Bainbridge	LHP	L/L	6-3	190	Jr.	Sinking Spring, Pa. (Wilson)
42	Joey Benitez	LHP	L/L	6-1	185	Jr.	Crofton, Md. (Archbishop Spalding)
43	Isaiah Nelson	LHP	L/L	5-11	170	Fr.	Norfolk, Va. (Norfolk Academy)
44	Drew Moyer	RHP	R/R	6-6	200	Fr.	Newport News, Va. (Woodside)
45	Jack Jett	RHP	R/R	6-4	205	Fr.	Reedville, Va. (Northumberland)

Coaching Staff:	Pronunciation Guide
Head Coach: 5 - Chris Finwood (VMI, '88), 5th season	16 - Thomas Busbice (Bus-biss)
Assistant Coach: 12 - Karl Nonemaker	22 - Nick Lust-ree-no
Assistant Coach: 13 - Mike Marron	26 - Chris Livers (Lie-vers)
Volunteer Coach: 8 - Logan Robbins	29 - Evan Baer (Bear)
Director of Operations - B.J. Burton	AC - Karl Nonemaker (None-ah-maker)

START CHART



2016 BASEBALL STANDINGS

	C-USA				All Games						
	W-L	Pct.	H	A	W-L	Pct.	H	A	N	L-10	Streak
Florida Atlantic	8-1	.889	3-0	5-1	22-4	.846	12-2	8-2	2-0	9-1	W 7
Southern Miss	8-1	.889	3-0	5-1	22-8	.733	13-2	6-2	3-4	7-3	L 1
Rice	7-2	.778	3-0	4-2	18-10	.643	12-5	6-2	0-3	9-1	W 3
WKU	5-4	.556	3-0	2-4	17-11	.607	9-4	6-7	2-0	6-4	W 3
Marshall	5-4	.556	3-3	2-1	15-12	.556	12-4	3-6	0-2	6-4	L 1
Louisiana Tech	4-5	.444	2-1	2-4	16-9	.640	9-3	5-6	2-0	6-4	W 1
FIU	4-5	.444	1-2	2-4	15-16	.484	10-9	5-7	0-0	5-5	W 2
Old Dominion	3-6	.333	3-3	0-3	20-10	.667	14-5	3-5	3-0	4-6	W 1
Charlotte	3-6	.333	2-3	1-2	13-17	.433	9-12	2-4	2-1	2-8	L 1
UAB	3-6	.333	3-3	0-3	11-18	.379	11-9	0-9	0-0	4-6	W 1
Middle Tennessee	2-7	.222	2-4	0-3	14-15	.483	9-7	4-8	1-0	4-6	L 2
UTSA	2-7	.222	2-4	0-3	11-17	.393	7-9	4-8	0-0	1-9	L 3

QUICK FACTS

GENERAL INFORMATION

Location Norfolk, Va. 23529
 Enrollment 24,672
 Founded .1930 (Norfolk Division of College of W&M)
 Nickname Monarchs
 Colors Slate Blue, Silver, Light Blue
 Stadium Bud Metheny Baseball Complex (2,500)
 Dimensions LF & RF (325), CF (395), Alleys (375)
 Surface Natural Grass
 Press Box Phones 757-683-5036 / 4142
 Conference Conference USA

UNIVERSITY PERSONNEL

President John R. Broderick (Northeastern)
 Faculty Representative Tim Seibles
 Athletic Director . Dr. Wood Selig (Washington & Lee)
 Assoc. Athletic Director (Baseball) Deb Polca
 Athletic Department Phone 757-683-3375
 Athletic Ticket Office 757-683-4444

COACHING STAFF

Head Coach Chris Finwood (VMI '88)
 Record at ODU 112-113 (5th season)
 Career Record 354-364 (14th year)
 Assistant Coaches
 Karl Nonemaker (Vanderbilt '02)
 Mike Marron (Holy Cross, '05)
 Logan Robbins (WKU, '11) / Volunteer
 Director of Operations B.J. Burton
 Office Phone 757-683-4230

TEAM INFORMATION

2015 Record 27-29
 2015 C-USA Record 13-17 (7th)
 School Record For Wins 50-11 in 1985
 Conference Championships
 '85 (Sun Belt), '94, '95, '96 (CAA)
 NCAA Appearances
 '82, '85, '90, '94, '95, '96, '00, '14
 Starting Pos. Players Returning/Lost 4/5
 Starting Pitchers Returning/Lost 4/1
 Letterman Returning/Lost 18/13

THE NITTY GRITTY

Old Dominion is 20-10 overall and according to Warren Nolan.com has a RPI rating of 30 and is ranked 29th in strength of schedule. The Baseball Monarchs are 2-6 against top 50 RPI teams, 10-3 against 51-100, 4-1 against 101-200 and 4-0 against 200+ RPI teams. ODU is also a part of the conference that is 139-93 overall with the fourth highest conference RPI in the nation (0.5407) out of 31 total conferences. The SEC ranks first, followed by the ACC and Big 12. C-USA is ranked ahead of two power five conferences, the Pac 12 (5) and Big Ten (8).

A FEW NOTES ON 2016 C-USA BASEBALL

Over the weekend, Conference USA moved up to No. 3 in the conference RPI rankings (boydsworld.com). While the league has twice finished the season as the No. 4-ranked conference, a top three finish would be a new high mark for C-USA. Below are a few quick facts about what the league is accomplishing in 2016:

- A number three ranking in the Conference RPI rankings
- Four schools in the top 33 of the RPI rankings
- Eight schools in the top 89 of the RPI rankings
- Seven different schools have defeated a nationally-ranked non-conference opponent at the time they played
- C-USA schools have defeated three schools that played in last year's College World Series, including wins over Vanderbilt and Virginia, the last two National Champions

HOME AWAY FROM HOME

Old Dominion will host 28 games at the Bud Metheny Baseball Complex this season, including 15 Conference USA games. The natural grass stadium seats 2,500 people and houses one of the best atmospheres in college baseball. This season, ODU is 14-5 at home. The Monarchs had its six-game home winning streak snapped in a three-game series against Florida Atlantic, but have responded with a win over W&M on April 4.

THICK AS THIEVES

The Old Dominion Monarchs have stolen 42 bases this season in 56 attempts, as 11 different players have stolen at least one base so far. ODU's opponents have only stolen 22-of-30 bases this season. Connor Myers leads the way on the base path with nine steals. As a team, the Monarchs rank 42nd in the nation in total stolen bases and first in C-USA, while ranking 62nd in stolen bases per game (1.42), which is third in the conference.

Below is the season's breakdown.

Player	SB	ATT
Rutherford	7	8
Myers	9	13
Walker	8	10
Hayes	5	8

UPCOMING GAMES IN C-USA

Fri., April 8

Charlotte at (12) Florida Atlantic	5:30p
Old Dominion at FIU	5:30p
Louisiana Tech at WKU	6:00p
Marshall at UTSA	6:00p
Middle Tennessee at Southern Miss	6:00p
UAB at (25) Rice	6:30p

Sat., April 9

Charlotte at (12) Florida Atlantic	3:00p
Louisiana Tech at WKU	3:00p
Marshall at UTSA	2:00p
Middle Tennessee at Southern Miss	2:00p
UAB at (25) Rice	2:00p
Old Dominion at FIU	5:30p

Sun., April 10

Charlotte at (12) Florida Atlantic	11:00a
Old Dominion at FIU	11:00a
Marshall at UTSA	11:00a
Louisiana Tech at WKU	1:00p
Middle Tennessee at Southern Miss	1:00p
UAB at (25) Rice	1:00p

Tue., April 12

WKU at (4) Louisville	5:00p
(12) FAU at Florida Gulf Coast	5:30p
Old Dominion at William & Mary	6:00p
(25) Rice at Texas State	6:00p
Incarnate Word at UTSA	6:00p
Middle Tennessee at (3) Vanderbilt	6:30p
UAB at Alabama (SEC Network+)	6:35p

All Times Central
 Conference games in bold

MULTI-HIT GAMES					
PLAYER	2	3	4	5+	TOTAL
Zach Rutherford	5	3	-	-	8
Nick Lustrino	7	-	-	-	7
Nick Walker	4	4	-	-	8
Connor Myers	3	2	2	-	7
Kyle Beam	5	1	-	-	6
Jason McMurray	6	-	-	-	6
Kurt Sinnen	4	-	-	-	4
Justin Hayes	3	1	-	-	4
Will Morgan	2	-	-	-	2
TEAM	39	11	2	0	52

CAREER MULTI-HIT GAMES					
PLAYER	2	3	4	5+	TOTAL
Connor Myers	32	11	3	-	46
Nick Walker	28	8	1	-	37
Zach Rutherford	11	10	-	-	21
Jason McMurray	15	2	-	-	17
Nick Lustrino	13	-	-	-	13
Justin Hayes	7	2	-	-	9
Kurt Sinnen	8	-	-	-	8
Chris Livers	2	-	-	-	2
Kyle Beam	5	1	-	-	6
Will Morgan	2	-	-	-	2

MULTI-RBI GAMES					
PLAYER	2	3	4	5+	TOTAL
Kyle Beam	3	2	-	-	5
Connor Myers	3	1	-	-	4
Nick Walker	3	-	-	1	4
Jason McMurray	2	1	-	-	3
Kurt Sinnen	1	1	1	-	3
Justin Hayes	2	-	-	-	2
Turner Bishop	2	-	-	-	2
Will Morgan	-	1	-	-	1
Grey Finwood	1	-	-	-	1
Zach Rutherford	-	1	-	-	1
TEAM	17	7	1	1	26

CAREER MULTI-RBI GAMES					
PLAYER	2	3	4	5+	TOTAL
Nick Walker	18	2	-	1	21
Connor Myers	8	8	-	-	16
Jason McMurray	4	3	1	-	8
Zach Rutherford	2	2	1	-	5
Kyle Beam	3	2	-	-	5
Nick Lustrino	3	-	-	-	3
Kurt Sinnen	2	1	1	-	4
Justin Hayes	3	-	-	-	3
Chris Livers	1	-	-	-	1
Turner Bishop	2	-	-	-	2
Will Morgan	-	1	-	-	1
Grey Finwood	1	-	-	-	1

McMurray	3	4
Lustrino	3	5
Finwood	2	2
K. Sinnen	2	2
Morgan	1	2
Woodard	1	1
Bishop	1	1
Totals	42	56

SCORING IN BUNCHES

Old Dominion averages 5.2 runs per game and when the Monarchs score, most of the time, it comes in bunches. ODU has posted 13 innings in which the team has scored four or more runs, including two 4-plus innings against Western Kentucky (4 in the 6th & 7 in the 8th) on March 19th. The most runs the Monarchs have scored in an inning is seven, which the team has accomplished twice (VMI on March 22 and WKU on March 19).

REACHING NEW HEIGHTS

The Baseball Monarchs continued its best start in a decade by moving to 18-4 after taking two against the VMI Keydets. The record marked the best 22-game start since 2006 (19-3) and after sweeping the Hilltoppers in the C-USA opening weekend, ODU recorded its first ever 3-0 start to C-USA play and its first sweep to open conference play since 2008 against Delaware. In the Monarchs 8-2 win over VMI on March 22, the team hit for the cycle with the first four batters of the game. Myers notched a double, Rutherford hit a single, Walker posted a triple and Kyle Beam knocked one out of the park.

COMMONWEALTH SUCCESS

Since head coach Chris Finwood took over the program in 2012, ODU has had great success over other schools from the Commonwealth State. The Monarchs have been especially dominant at home against in-state competition, holding a 26-15 record in games played at either the Bud Metheny Baseball Complex, Harbor Park or War Memorial Stadium. In the five games against teams from Virginia this season, ODU is 7-1, including a 5-4 victory over defending National Champions UVA. The Monarchs defeated Norfolk State, Liberty, VCU, W&M and UVA so far this season, but fell to Virginia Tech. ODU is set to face VMI and UVA one more time, along with an away game with William and Mary.

OVERALL RECORD VS VIRGINIA TEAMS

vs. VMI 14-1	vs. Richmond 3-2	Virginia Tech 0-1
vs. Virginia 4-2	vs. Radford 1-0	
vs. James Madison 4-2	vs. Norfolk State 3-2	
vs. George Mason 3-3	vs. W&M 8-3	
vs. VCU 3-6	vs. Va. State 1-0	
vs. Liberty 3-6	Longwood 1-1	

CARDIAC MONARCHS

The Monarchs have had a habit of taking things down to the wire the past 10 seasons, playing in 116 games decided by one run. The school record for most one-run games was set during the 1988 season under Mark Newman when they team played in 23 close games. ODU played in nine one-run decisions last season, and the trend seems to be climbing this year, as the Monarchs have already played in eight one-run games, with three walk-off wins. Kurt Sinnen's walk-off hit against VMI marked the third for ODU, as Kyle Beam singled to beat Manhattan and Myers knocked one out of the park against Liberty.

2007	12	2012	9
2008	10	2013	12
2009	15	2014	15
2010	17	2015	9
2011	9	2016	8

BABE AND BUD

Everyone knows who Bud Metheny is in the baseball world, but little know that he was the last New York Yankee to wear No. 3, Babe Ruth's number, before it was retired in honor of the star in 1948. Bud played for the Yankees from 1938-47, where he played in the second and last game of the 1943 World Series as the Yankees defeated the St. Louis Cardinals. In 1984, to honor Bud and his days with the Yankees, Old Dominion University adopted the Yankees uniform with the blue pinstripes.

The 1940 William and Mary graduate (he earned his M.Ed from William and Mary in 1952) launched a managerial career in 1948 piloting the Boston Red Sox Class "D" team in Baxley, GA. He spent the next season in the Piedmont League (Class "B") playing outfield for the Portsmouth team in 1949-50, and managing the Newport News team in 1950. Despite those commitments, Metheny still found time to begin his 32-year Old Dominion career in the spring of 1948.

Metheny joined the athletic staff in 1948 as head baseball coach compiling a 423-363-6 record before retiring in 1980. He was honored by the NCAA as the Eastern Regional Coach of the Year in 1963 and 1964 when his Monarchs captured

College Division crowns those two years. Metheny was named National Coach of the Year in 1964. In 1980, his final season as the Monarchs head coach, ODU captured the Virginia State Championship by defeating the University of Virginia.

TOUGH SCHEDULE AHEAD

The Baseball Monarchs are not a team to shy away from playing some of the toughest teams in the nation. ODU will once again face the cream of the crop in 2016. Three of ODU's opponents are ranked in the top 25 polls, including the Monarchs' first matchup of the season NC State. Additionally, five of ODU's opponents advanced to the NCAA Regionals in 2015, two reached the Super Regionals and one went to Omaha for the College World Series, including eventual CWS Champion UVA. The Monarchs defeated UVA in Charlottesville and will face the Cavaliers again at Harbor Park.

A FAMILY AFFAIR

Sam and Kurt Sinnen, fraternal twins, have been playing baseball together since they were little. They grew up and played at the same high school and now the same University. Sam made the decision to attend Old Dominion first and his brother quickly followed. The Sinnen family also made the decision to become the legal guardians of Turner Bishop, a young man who played baseball with the Sinnen twins at Kellam High School. Bishop has become one of the Monarchs most deadly hitters, starting some games as a designated hitter.

The family atmosphere doesn't stop there, as Grey Finwood is playing for his father, head coach Chris Finwood. Grey, now a sophomore at ODU, started in the first seven games for the Monarchs at first base.

EXTRA INNINGS WITH CHRIS FINWOOD

Extra Innings with Chris Finwood debuts March 7 on ESPN Radio 94.1. The show will air every Monday evening. Finwood will give a recap of the previous week's games and upcoming Monarch baseball games as well as player interviews with host and ODU Director of Broadcasting Ted Alexander.

NO RUNS FOR YOU

In ODU's opening two games, the Monarchs did not allow a run, marking the first time since 1992 that the program started the season two-straight shutouts. The games also marked the first time since 1995 that ODU has notched back-to-back shutouts. ODU opened the 1992 season with back-to-back shutouts over Coppin State (12-0 and 10-0) and put two together in 1995 with wins over Towson (7-0) at home then at Liberty (5-0).

OLD DOMINION MAKES BOLD STATEMENT (D1BASEBALL.COM THOUGHTS OF THE DAY - FEB. 20)

"I'll be very honest about the Monarchs. When doing the Conference USA preview a few weeks ago, I made the comment to one of my colleagues at D1Baseball that ODU felt like a team that had the potential to be very good in that league. The Monarchs had some projectable arms on the mound, and there was athleticism in the lineup with Connor Myers and others leading the charge.

Well, Chris Finwood's Monarchs are off to a terrific start this weekend, beating highly-ranked NC State 5-0 to start the season before beating Kent State 2-0 on Saturday to go to 2-0 on the season. ODU lefthander Jake Josephs, a consummate bulldog on the mound, impressed against the Flashes, allowing just four hits in five shutout frames, while righty Culver Lamb struck out five in 3.2 innings of shutout work.

With Rice looking vulnerable opening weekend against Arizona thus far, FIU scuffling against Ole Miss and other results around the league, ODU could definitely sneak into that top tier discussion."

C-USA PITCHER OF THE WEEK

Junior right-hander, Sam Sinnen, was named the Conference USA Pitcher of the Week for his efforts in the season-opening win over No. 10 NC State, as the league announced Monday afternoon.

Sinnen earned his first career weekly honor after holding No. 10 NC State to no runs and just two hits in five innings of work, as the Monarchs defeated the Wolfpack, 5-0, on opening day at the Caravelle Resort Tournament. He highlighted the day by ending the biggest NC State threat in the fourth inning by striking out the batter with two runners left on base.

Sinnen pitched a solid game before giving way in the sixth inning, finishing the game with three strikeouts and two walks as ODU opened the season with a win over a ranked opponent.

THREE TABBED PRESEASON ALL-CONFERENCE USA

Senior outfielder Connor Myers, junior pitcher Sam Sinnen and sophomore infielder Zach Rutherford represented the Monarchs on the C-USA preseason team, as Old Dominion was the only program to feature three athletes.

Myers finished the season hitting .302, knocking in 28 RBI on the season. He posted 17 multiple-hit games and 13-straight games with a hit. He was a threat once on base, as he stole 20 bases on 25 attempts, which ranked second in Conference USA. Myers led the outfield with 150 putouts, including two diving catches against Bryant and one against UAB that were both featured on SportsCenter Top-10.

TWO-OUT HITTING		
PLAYER	AVG	RBI
Kyle Beam	.160	2
Turner Bishop	.100	3
Grey Finwood	.200	1
Darius Gillus	.000	0
Justin Hayes	.222	2
Chris Livers	.083	0
Nick Lustrino	.185	2
Jason McMurray	.143	2
Will Morgan	.471	3
Connor Myers	.280	5
Zach Rutherford	.300	4
Kurt Sinnen	.355	7
Nick Walker	.231	9
Seth Woodard	.222	2
TEAM	.229	42

HITTING STREAKS		
PLAYER	LONGEST	CURRENT
Kurt Sinnen	8	-
Nick Walker	8	2
Zach Rutherford	7	-
Connor Myers	6	1
Nick Lustrino	6	1
Turner Bishop	6	1
Jason McMurray	4	1
Chris Livers	3	-
Grey Finwood	3	-
Will Morgan	3	2
Justin Hayes	3	-
Kyle Beam	3	-
Seth Woodard	2	-
Darius Gillus	1	1

REACHED BASE STREAKS		
PLAYER	LONGEST	CURRENT
Nick Walker	18	2
Connor Myers	15	1
Zach Rutherford	12	-
Nick Lustrino	12	1
Kurt Sinnen	11	-
Jason McMurray	8	1
Chris Livers	7	1
Turner Bishop	6	1
Grey Finwood	6	-
Kyle Beam	5	1
Justin Hayes	4	-
Will Morgan	3	2
Seth Woodard	3	-
Darius Gillus	1	1
Bryce Windham	1	-

CURRENT ODU STREAKS	
All Games	W1
Games at Bud Metheny Complex	W1
Road Games	W1
vs. Ranked Opponents	L3
vs. Conference (Home)	L3
vs. Conference (Away)	L3
vs. Non-Conference (Home)	W5
vs. Non-Conference (Away)	W1

ODU 2016 RECORD WHEN...	
Overall	20-10
Non-Conference	17-4
Conference	3-6
Home	14-5
Away	3-5
Neutral	3-0
Day	16-7
Night	4-3
vs. Left hander	8-4
vs. Right hander	12-6
1-Run games	6-2
2-Run games	5-2
5+ Run games	7-3
Extra innings	2-1
Shutouts	2-1
When scoring 0-2 runs	1-7
When scoring 3-5 runs	7-2
When scoring 6-9 runs	8-1
When scoring 10+ runs	4-0
When opponent scores 0-2 runs	7-0
When opponent scores 3-5 runs	10-4
When opponent scores 6-9 runs	3-3
When opponent scores 10+ runs	0-3
When scoring in the 1st inning	10-1
When opponent scored in the 1st inning	1-0
When scoring First	15-6
When opponent scores first	5-4
When leading after 6 innings	17-1
When leading after 7 innings	15-1
When leading after 8 innings	18-1
When trailing after 6 innings	1-6
When trailing after 7 innings	3-6
When trailing after 8 innings	0-8
When tied after 6 innings	2-3
When tied after 7 innings	2-3
When tied after 8 innings	2-0
Hit 0 home runs	13-9
Hit 1 home run	5-1
Hit 2+ home runs	2-0
Opponent hits 0 home runs	14-4
Opponent hits 1 home run	4-6
Opponent hits 2+ home runs	2-0
When making 0 errors	7-2
When making 1 error	6-5
When making 2+ errors	7-3
When out-hit opponent	9-1
When out-hit by Opponent	6-9
When hits are tied	5-0

Sinnen led team with a 6-3 record last season and a 2.84 ERA, which was second on the team. In 66.2 innings of work, he walked only 15 batters and paced the team with 53 strikeouts. Sinnen, who had been a part of three Monarch shutouts, recorded three saves and appeared in 21 games. He capped his sophomore campaign with Second Team All-Conference USA honors.

Rutherford started in 42-of-43 games, mostly at shortstop, as a freshman and was third on the team in hitting at .317 overall and .355 in 27 C-USA games. He recorded 13 multiple-hit games and knocked in a career high four RBI against nationally ranked Florida Atlantic. Rutherford committed only five errors and was named to the Conference USA All-Freshman squad at the conclusion of the season. Rutherford highlighted his freshman campaign by becoming just the 16th Baseball Monarch to be selected to the Collegiate Baseball and Baseball America Freshman All-American teams.

UVA AT HARBOR PARK

Old Dominion University baseball has announced that the contest against returning NCAA Champion Virginia will be played at Harbor Park on April 26 at noon. Last season, the Baseball Monarchs picked up their third consecutive win over nationally ranked UVA before a crowd of 6,029 fans on April 28. The audience marked the largest collegiate baseball crowd in state history, smashing the previous record of 5,421 that was set on May 3, 2011 at the Richmond Diamond for a Virginia-VCU game.

Tickets for the April 26th matchup are available online at www.YNotTix.com. All seats are General Admission and priced at \$10 each. Group tickets are also available for \$7. Tickets purchased in advance are only available online or through the ODU Ticket Office (Monday through Friday, 10am-6pm, Ted Constant Center, 757-683-4444). Tickets will be available on the day of the game at the Harbor Park Ticket Office.

EARLY SIGNING PERIOD

Devon Adams - C- 5'11 180-South Riding, Va. (Paul VI Catholic)

A native of South Riding, Virginia, Adams earned first team All-Washington Catholic Athletic Conference honors while representing Paul VI Catholic High School. He also was named a second-team All-Virginia Independent School Athletic Association honoree.

Kyle Battle - OF- 6'1 175- Glen Allen, Va. (Glen Allen)

A Glen Allen, Va. native, Battle started in the outfield for the Glen Allen Jaguars, helping the team win the state championship as a junior. He registered a .412 batting average last year, including six doubles and four homeruns. At the conclusion of his junior campaign, Battle racked up the awards, earning first team All-Conference, All-Region, All-State and All-Metro laurels. He was also a standout in the classroom and picked up VHSL first team academic honors.

Michael Blanchard - RHP- 6'6 175, Suffolk, Va. (Nansemond River)

Blanchard went 5-1 in 36 innings as a junior at Nansemond River. He struck out 41 batters and had a 2.21 ERA.

Zack Eggers - LHP- 6'1 170 Flower Mound, Texas (Flower Mound)

While playing for Flower Mound High School in Texas and representing the Dallas Mustangs in the summer, Eggers was named to the All-Tournament Team in Perfect Game Jupiter and was also named to the Top Prospect Team at The Perfect Game Underclass South showcase in Houston in 2014. He is also a black belt in Martial Arts.

Carson Henry - INF- 6'1" 180- Virginia Beach, Va. (Greenbrier Christian)

A native of Virginia Beach, Henry has started at shortstop for Greenbrier Christian High School in Chesapeake since his sophomore season. In 2015, he hit .377, led his squad in RBIs and helped Greenbrier Christian capture the 2015 State Championship.

Corey Klak - LHP- 6'4" 175- Chesapeake, Va. (Western Branch)

Klak, a Chesapeake, Va. native, has had two very good years for Western Branch high school. He went 10-1 on the mound his junior season and was an all-conference selection. As a sophomore helped lead his Western Branch High School team to a Regional Championship, taking down nationally ranked Cosby High School in the process. The team advanced to claim the State Championship after defeating Chantilly in the title game. Klak was voted by the league as the Rookie of the Year as a sophomore and was named to the All-Conference second team for pitching and was voted as the team's Most Improved Player as a junior.

Vinnie Pasquantino - 1B- 6'4" 210 Midlothian, Va. (James River)

Pasquantino comes from Midlothian, Va. where he was a member of the James River High School varsity squad. The 6'4" standout first baseman hit an incredible .537 as a junior with five homeruns, en route to earning first team All-Region 6A South and first team All-Metro honors.

Joe Strzelecki - RHP- 6'3 215- Boynton Beach, Fla. (Polk CC)

Strzelecki joins the Baseball Monarchs from Polk Community College where he threw 27.2 innings as a freshman. He accumulated a 3.15 ERA, while striking out 28 batters last season. He attended Santaluces High School in Boynton Beach, Fla. and was a first team All-Conference selection along with MVP as a catcher and batted .386 as a senior.

John Wilson - LHP- 6' 170-Hampton, N.J. (North Hunterdon)

An all-state pitcher from North Hunterdon High School in Pittstown, New Jersey, John Wilson finished his junior

campaign with an unblemished 7-0 record en route to leading his team to its first county championship since 1999. Wilson garnered first team All-Conference, All-Area, All-County and All-West Jersey accolades in both his sophomore and junior seasons. Additionally, he was named Skyland Conference Pitcher of the Year and Hunterdon County Democrat Player of the Year in 2015.

Jared Young - INF- 6'1" 180- Prince George, British Columbia, Canada (Connors State College)

Young grew up in Prince George, British Columbia where he played baseball and hockey at Kelowna Secondary School. During his freshman year at Minot State University, Young hit a team leading .398 with 25 extra base hits en route to earning NSIC All-Conference and Central D2 All-Region.

CONFERENCE USA BASEBALL SCHOOLS

Since its first season in 1996, Conference USA has established itself as a national power. Here are some of the league's accomplishments in its first 20 seasons:

- Six College World Series Appearances
- 63 NCAA Appearances
- Three National Players of the Year
- Three National Freshmen of the Year
- 144 All-Americans
- Schools have combined to win 40 or more games 62 times in the past 12 years
- Has had a team ranked No. 1 in the nation in four different seasons
- Hosted 14 NCAA Regionals and six Super Regionals

The 12 current members of C-USA have also accomplished the following:

- 2003 National Champions - Rice
- 98 all-time NCAA Appearances (66 since 1995)

2016 C-USA CHAMPIONSHIP

The 2016 Conference USA Championship will return to Hattiesburg, Miss. for the third year in a row and the sixth time in the league's history. Southern Miss also hosted the 2015, 2014, 2009, 2005 and 1996 C-USA Championships at Pete Taylor Park. The Championship will feature the top eight teams in regular-season league play, and the format features two double-elimination brackets, with a single-elimination championship game. The championship game on Sun., May 29 will air on CBS Sports.

ODU BASEBALL RADIO

STAR 1310 AM is the home for ODU Baseball. Catch games live on the flagship station in Norfolk. Those not broadcast on STAR 1310 can be found on Monarch Media through odusports.com

THE BROADCAST LINEUP

March 25-27	at Rice
April 6	vs William & Mary
April 8-10	at FIU
April 12	at William & Mary
April 22-24	at LA Tech
April 26	vs UVA
May 6-8	at Charlotte
May 13-15	vs Middle Tennessee
May 17	at VCU (Key Dog Classic)
May 21	at Marshall
May 25	C-USA Tournament



HEAD COACH CHRIS FINWOOD

In just four years Chris Finwood, the 2014 ABCA East Region Coach of the Year, has put the Monarch program back into the national spotlight. Finwood won his 100th game at ODU with a 15-1 win over Charlotte on April 5th at ODU. The 2015 Monarchs defeated three nationally ranked and NCAA bound teams. ODU swept the home and home series against Virginia, took two of three from Rice and defeated FAU as well.

Last season, Finwood joined the 100 win club and his Baseball Monarchs (27-29) enjoyed two wins over then No. 1/No. 23 ranked UVA and another Top 10 victory over No. 8 ranked Rice. At the conclusion of the season, Finwood saw three players earn Conference USA honors, while freshman Zach Rutherford was named a Freshman All-American on two occasions.

Three Monarchs were selected into the MLB draft, as P.J. Higgins was picked in the 12th round by the Chicago Cubs, Greg Tomchick in the 27th round (No. 812) by the St. Louis Cardinals and Taylor Ostrich in the 34th round (1029 pick) by the Kansas City Royals.

The Monarchs won 36 games in 2014, finished fourth in Conference USA, reached the league semifinals, and earned an at-large bid to the NCAA Regionals, ODU's first since 2000.

ODU posted a 36 RPI and played one of the nation's strongest non-conference schedules, beating No. 1 Virginia and C-USA champion Rice. The 2014 Monarchs turned a school record 68 double-plays, which ranked third nationally. The team fielded .976, which was good for a top 20 national ranking.

Senior reliever Dean Ali was named to C-USA's All-Academic squad, while two Monarchs were selected into the MLB draft, led by Ryan Yarbrough who went in the fourth round to Seattle.

In 2013, the Monarchs won 30 games and placed third in the school's final season in the Colonial Athletic Association. The Monarchs finished the season strong, winning seven of their last 10 games. ODU swept three-game series from NCAA tournament participant William & Mary and a road series at James Madison. Team MVP Ben Verlander was a semifinalist for the Gregg Olson award and two Monarchs were selected in the 2013 MLB draft.

Not only have the Monarchs produced on the field, the team has also had much success in the classroom. The 2013-2014 team had a GPA of over 2.9. The team earned better than a 3.0 GPA in the fall of 2013 and 2014.

Player development has always been a big part of Finwood's success. In his coaching career he has coached over 60 players who have been drafted by Major League Organizations and 6 of them have played in the Major Leagues.

Prior to coming to ODU, Finwood guided Western Kentucky for six years as head coach and was named the 2009 Sun Belt Conference Coach of the Year.

In six seasons, the Hilltoppers witnessed unprecedented success under Finwood, a Hampton, Va. (Hampton High) native. Magical postseason runs in 2008 and 2009, both

in the Sun Belt and NCAA Tournaments, highlighted the Finwood era, as he compiled a 190-154 record at the Bowling Green, Ky. school. His 2009 squad reached the regional final in Oxford, Miss.

WKU captured the 2008 Sun Belt tournament championship. In 2009, en route to notching the program's first 40-win season in 21 years, the Hilltoppers won the Sun Belt Regular Season championship. In those two seasons, WKU earned with back-to-back trips to the NCAA Tournament, including the program's first at-large invitation (2009). The 2009 team made it to the final game in the Oxford regional and finished the year ranked 23rd in the country.

Prior to his stint at Western Kentucky, Finwood served as an assistant coach at Auburn for five seasons and helped lead the Tigers to four NCAA Regionals. During his time at Auburn, Finwood was responsible for all aspects of the Tiger defense, while also coordinating the program's recruiting efforts. In his five seasons, Auburn posted five winning campaigns and combined for 181 victories. The 2003 team, earned a top-seed in the NCAA tournament and hosted a regional after a 42-21 season and second-place finish with the West Division of the Southeastern Conference. Auburn again advanced to the regionals in 2005, falling in the finals to host Florida State.

In his five seasons at Auburn, he oversaw a defense that posted the two best fielding percentages in school history, finishing at .970 in 2002 and .968 in 2003. The 2002 fielding percentage also ranked second in the SEC and 12th nationally.

Prior to joining the staff at Auburn Finwood spent six seasons at Virginia Commonwealth -- four seasons as an assistant (1995-98) before serving as the Rams' associate head coach in 1999 and 2000. Finwood helped guide VCU to a 219-139 record in six years in Richmond. In his six seasons, VCU claimed Colonial Athletic Association regular-season titles in 1997 and 1998. The Rams also earned trips to the NCAA Tournament in 1998 and 1999, winning 40-plus games both seasons, including a school-record 46 victories during the 1998 campaign.

Finwood began his coaching career at his alma mater -- Virginia Military Institute -- serving as an assistant for three seasons before taking over the head coaching duties from 1992-94. After inheriting a VMI team that had won just two games the year before, Finwood led the Keydets to a school-record 21 wins in 1993 and 1994 and a berth in the 1993 Southern Conference Tournament championship game.

A four-year starter on the field at VMI from 1985-88, Finwood was named to the Southern Conference All-Northern Division team three times. A career .300 hitter, he posted a .399 batting average as a senior -- the sixth-best average in school history. He was also named team captain during his senior season and finished his career with the Keydets ranked second in hits and runs scored. Finwood was inducted into the VMI Athletics Hall of Fame in the summer of 2003.

Finwood was introduced as the Monarchs head coach on June 28th, 2011 and is the 13th head baseball coach in ODU history. He and his wife Annette have two children -- a daughter, Riley, and son, Greyson.

THE FINWOOD FILE

Born: Jan. 20, 1966 in Plattsburgh, N.Y.

High School: Hampton (Va.) High School

High School Athletics: Baseball, Basketball

College: Virginia Military Institute, 1988 (BA, English)

College Athletics: Baseball (1985-88), shortstop, four letters

Coaching Experience:

Virginia Military Institute, Assistant Coach, 1989-91

Virginia Military Institute, Head Coach, 1992-94

VCU, Assistant Coach, 1995-98

VCU, Associate Head Coach, 1999-2000

Auburn, Assistant Coach, 2001-05

Western Kentucky, Head Coach, 2005-2011

Old Dominion, Head Coach, 2012-Present

HEAD COACHING RECORDS | CAREER RECORD: 374-374

ODU

2012 | 19-34

2013 | 30-24

2014 | 36-26 | NCAA Regional

2015 | 27-29

2016 | 20-10

TLS 132-123 (5 years)

WKU

2006 | 22-30

2007 | 25-30

2008 | 33-27 | SBC Champions/ NCAA Tournament

2009 | 42-20 | SBC Reg. Season Champions/NCAA Reg. Finals

2010 | 35-23

2011 | 33-24

TLS 190-154 (6 yrs)

VMI

1992 | 11-39

1993 | 20-29

1994 | 21-29

TLS 52-97 (3 yrs)

FINWOOD MILESTONES

Coach of the Year: 2009 (Sun Belt)

1st Victory: Feb. 21, 1992 vs. Shenandoah (7-2 at VMI)

100th Victory: Feb. 22, 2008 vs. Bowling Green (11-4 at WKU)

200th Victory: April 10, 2010 vs. South Alabama (12-4 at WKU)

300th Victory: Mar. 8, 2014 at No. 17 Rice (2-1 at Rice, 10 inn.)

THE LAST TIME...

ODU TEAM...

Scored 30 or more runs in a game	2000 at Norfolk State (31)
Scored 20 or more runs in a game	April 2, 2014 vs. William & Mary (20)
Had 30 or more hits in a game	March 7, 2000 at Norfolk State (30)
Had 20 or more hits in a game	April 2, 2014 vs. William & Mary (21)
Hit five triples in a game	May 1, 1964 vs Lynchburg (5)
Hit six home runs in a game	May 14, 1992 vs James Madison (6)
Shut out an opponent	February 20, 2016 (2-0 vs Kent State)
Was shutout by an opponent	April 3, 2016 (0-11 vs No. 17 Florida Atlantic)
Shut out a C-USA opponent	May 16, 2015 (11-0 at UAB)
Was shut out by a C-USA team	April 3, 2016 (0-11 vs No. 17 Florida Atlantic)
Shut out a C-USA opponent in consecutive games	N/A
Swept a conference series at home	March 18-19, 2016 vs. WKU
Swept a conference series on the road	May 9-11, 2014 at Marshall
Was swept in a conference series at home	April 1-3, 2016 vs No. 17 Florida Atlantic
Was swept in a conference series on the road	March 25-17, 2016 at Rice
Beat a ranked opponent.....	March 30, 2016 at No. 20 Virginia
Won 10-straight games	March 17-April 2, 2006
Won 10-straight C-USA games	N/A
Won 10-straight games at home.....	March 15-April 15, 2006
Won 10-straight games on the road.....	1986
Won 40 games in a season.....	1994 (40)
Won a regular season conference championship.....	2007 (Colonial Athletic Association)
Won the conference tournament	1996 (Colonial Athletic Association)
Competed in the NCAA Regionals	2014 (at South Carolina)
Ended a game in a tie	1988 (3-3, at Virginia)
Turned a triple play	May 8, 2012 vs Longwood

AN ODU PLAYER...

Hit for the cycle	N/A
Hit three doubles in a game	May 11, 2010 (Chris Basker vs UMES)
Hit two triples in one game	March 2, 1005 (Evan Chipman vs Norfolk State)
Hit three home runs in one game	March 9, 2013 (Ben Verlander vs Northeastern)
Hit two home runs in one game	March 1, 2016 (Connor Myers vs Liberty)
Hit a walk-off home run	March 1, 2016 (Connor Myers vs Liberty)
Hit a grand slam	March 4, 1997 (Tony Gsell vs George Washington)
Hit two grand slams in one day.....	May 21, 2010 (Chris Buss at Hofstra)
Had 5+ RBI.....	March 16, 2016 (Nick Walker, 6)
Hit safely in 20-straight games	2010 (Chris Baker, 28 games)
Hit safely in 30-straight games	March 23, 2010 to February 26, 2011 (Chris Baker, 34 games)
Hit 20 home runs in one season	1997 (Ron Walker, 20)
Hit .400 for the season	2009 (Jake McAloose; .413)
Was the Conference Player of the Year	20011 (Kyle Hald - CAA)

AN ODU PITCHER...

Won 10 games	2007 (Anthony Shawler, 11)
Struck out 10 or more.....	April 15, 2006 (Jason Godin vs Northeastern, 18)
Threw a no-hitter.....	May 11, 2010 (9 inn.) (C.J. Huyett)
Threw a complete game (Win)	April 19, 2015 (Adam Bainbridge vs Marshall)
Pitched 10 or more innings	1972 (Jack Bakercs Xavier-Ohio) (13)
Was the Conference Pitcher of the Year	2011 (Kyle Hald - CAA)

2016 NATIONAL RANKINGS (April 4)

D1BASEBALL.COM

Rank	Team	2016 Record
1.	Florida	27-3
2.	Vanderbilt	23-5
3.	Miami (Fla.)	23-4
4.	Louisville	22-5
5.	Mississippi State	20-8
6.	Texas AM	22-6
7.	Oregon State	19-7
8.	South Carolina	24-5
9.	Florida State	19-6
10.	TCU	22-5
11.	California	18-6
12.	Clemson	21-7
13.	North Carolina	20-7
14.	NC State	19-9
15.	LSU	18-9
16.	East Carolina	19-9
17.	Florida Atlantic	21-4
18.	Ole Miss	21-7
19.	UC Santa Barbara	20-6
20.	Long Beach State	17-10
21.	Kentucky	20-8
22.	Texas Tech	20-8
23.	Oklahoma State	19-9
24.	College of Charleston	20-8
25.	Michigan	20-5

USA TODAY COACHES

Rank	Team	2016 Record
1.	Florida	27-3
2.	Miami	23-4
3.	Vanderbilt	23-5
4.	Louisville	22-5
5.	Texas A&M	22-6
6.	TCU	22-5
7.	South Carolina	24-5
8.	Florida State	19-6
9.	Oregon State	19-7
10.	Miss St	20-8-1
11.	California	18-6
12.	North Carolina	20-7
13.	Florida Atlantic *	21-4
14.	LSU	18-9
15.	Ole Miss	21-7
16.	Clemson	21-7
17.	Missouri State	22-5
18.	North Carolina State *	19-9
19.	BYU	23-3
20.	UC-Santa Barbara	20-6
21.	Arkansas	19-9
22.	Virginia *	18-11
22.	Michigan	20-5
24.	Georgia Tech	20-7
25.	Oklahoma State	19-9

COLLEGIATE BASEBALL

Rank	Team	2016 Record
1.	Florida	27-3
2.	Miami	23-4
3.	Vanderbilt	23-5
4.	Louisville	22-5
5.	Florida State	19-6
6.	South Carolina	24-5
7.	Texas A&M	22-6
8.	Mississippi State	20-8-1
9.	California	18-6
10.	Texas Christian	22-5
11.	North Carolina	20-7
12.	U.C. Santa Barbara	20-6
13.	Kentucky	20-8
14.	Oregon State	19-7
15.	Mississippi	21-7
16.	Missouri State	22-5
17.	Clemson	21-7
18.	Florida Atlantic *	21-4
19.	Texas Tech.	20-8
20.	Michigan	20-5
21.	N.C. State *	19-9
22.	Brigham Young	23-3
23.	Coastal Carolina	20-9
24.	Georgia Tech	20-7
25.	Louisiana State	18-9

NCBWA

Rank	Team	2016 Record
1.	Florida	27-3
2.	Miami (Fla.)	23-4
3.	Vanderbilt	23-5
4.	Louisville	22-5
5.	Texas A&M	22-6
6.	TCU	22-5
7.	Florida State	19-6
8.	Mississippi State	20-8-1
9.	South Carolina	24-5
10.	California	18-6
11.	Oregon State	19-7
12.	Florida Atlantic	21-4
13.	North Carolina	20-7
14.	Ole Miss	21-7
15.	LSU	18-9
16.	Mo. State	22-5
17.	NC State	19-9
18.	Clemson	21-7
19.	Oklahoma State	19-9
20.	Virginia	18-11
21.	Michigan	20-5
22.	BYU	23-3
23.	UC Santa Barb.	20-6
24.	Arkansas	19-9
25.	Georgia Tech	20-7

FINWOOD CAREER ODU RECORD BY OPPONENT

Team	Record
Appalachian State	1-0
Bryant	1-0
Campbell	0-2
Canisius	0-1
Charleston Southern	1-0
Charlotte	3-2
Coastal Carolina	0-1
Delaware	4-3
East Carolina	5-4
Florida Atlantic	2-8
FIU	5-2
George Mason	3-3
Georgia State	1-5
Georgia Tech	0-1
Hofstra	2-4
James Madison	4-2
Kentucky	0-1
Kent State	1-0
Liberty	3-6
Longwood	1-1
Long Island	2-1
LA Tech	5-1
Manhattan	1-0
Marist	1-1
Marshall	5-3
Maryland	0-2
Massachusetts	2-1
Middle Tennessee	2-6
Norfolk State	3-2
Northeastern	2-4
NC State	1-2
Penn	3-0
Princeton	2-0
Radford	1-0
Rice	4-8
Richmond	3-2
Rutgers	7-8
St. John's	1-0
St. Joseph's	1-0
Southern Miss	0-1
Temple	5-1
Towson	3-3
Virginia	4-2
VCU	3-6
VMI	12-1
Virginia State	1-0
Virginia Tech	0-1
UAB	2-4
UNC Wilmington	0-6
UTSA	3-3
West Virginia	1-2
Western Kentucky	4-2
William & Mary	8-3
Wofford	3-1
54 Opponents	132-123

* 2016 ODU Baseball Opponent

2016 MONARCHS

OLD DOMINION UNIVERSITY BASEBALL



**JUSTIN
HAYES**

#1

So., OF, 5-8, Chesapeake, Va.



**JASON
McMURRAY**

#2

RS-Sr., INF, 6-1, Des Moines, Iowa



**NICK
WALKER**

#4

Jr., INF/OF, 6-0, Virginia Beach, Va.



**GREYSON
FINWOOD**

#6

RS-So., INF, 6-3, Norfolk, Va.



**WILL
MORGAN**

#7

Fr., OF, 6-1, Middletown, N.J.



**CONNOR
MYERS**

#9

Sr., OF, 5-11, Middletown, Md.



**NICK
HARTMAN**

#10


Jr., RHP, 6-2, Katy, Texas



**KYLE
BEAM**

#11

Jr., C, 6-0, Hood River, Ore.



**KURT
SINNEN**

#14

Jr., C/1B, 5-11, Virginia Beach, Va.



**ZACH
RUTHERFORD**

#15

So., INF, 6-2, Chesapeake, Va.



**THOMAS
BUSBICE**

#16


Sr., RHP, 6-1, Papillion, Neb.



**CULVER
LAMB**

#17

So., RHP, 6-3, Virginia Beach, Va.



**GRAYSON
BAILEY**

#18

RS-Sr., LHP, 6-1, Virginia Beach, Va.



**DARIUS
GILLUS**

#19

RS-Fr., INF, 5-11, Chesterfield, Va.



**BRYCE
WINDHAM**

#20


Fr., INF, 6-0, Monroe, Mich.



**MORGAN
MAGUIRE**

#21

Fr., RHP, 6-2, Rumson, N.J.



**NICK
LUSTRINO**

#22

RS-Sr., INF, 6-0, Spring Lake, N.J.



**CORY
ALEXANDER II**

#23

Fr., OF, 5-11, Goochland, Va.



**BRETT
SMITH**

#24


Fr., RHP, 6-4, Chesapeake, Va.



**SETH
WOODARD**

#25

Fr., INF, 6-2, Newport News, Va.



**CHRIS
LIVERS**

#26

Sr., C, 5-9, Virginia Beach, Va.



**JAKE
JOSEPHS**

#28

RS-Jr., LHP, 5-11, Fairfax Station, Va.



**EVAN
BAER**

#29

Fr., INF, 6-1, Virginia Beach, Va.



**NATE
MATHESON**

#31

So., LHP, 6-3, Hampton, Va.

2016 MONARCHS

OLD DOMINION UNIVERSITY BASEBALL



VICTOR DIAZ
#32
RS-Sr., RHP, 6-0, Perth Amboy, N.J.



TURNER BISHOP
#33
Jr., OF, 6-1, Virginia Beach, Va.



SAM SINNEN
#34
Jr., RHP, 5-11, Virginia Beach, Va.



NEIL RING
#37
Fr., C, 5-10, Appomattox, Va.



ADAM BAINBRIDGE
#40
Jr., LHP, 6-3, Sinking Spring, Pa.




JOEY BENITEZ
#42
Jr., LHP, 6-1, Crofton, Md.



ISAIAH NELSON
#43
Fr., LHP, 5-11, Norfolk, Va.



DREW MOYER
#44
Fr., RHP, 6-6, Newport News, Va.



JACK JETT
#45
Fr., RHP, 6-4, Reedville, Va.



HEAD COACH CHRIS FINWOOD
#5
• VMI '88 • 5th year at ODU



ASST. COACH KARL NONEMAKER
#12
• Vanderbilt '02 • 5th year at ODU



ASST. COACH MIKE MARRON
#13
• College of the Holy Cross, '05
• 1st year at ODU



VOL. ASST. COACH LOGAN ROBBINS
#8
• Western Kentucky, '11
• 1st year at ODU



DIRECTOR OF BASEBALL OPS. BJ BURTON
• Western Kentucky '87 • 4th year at ODU





#1 JUSTIN HAYES • So. • OF • 5-8 • 150 • L/L • Chesapeake, Va. • Western Branch

PERSONAL: Son of Robert and Christina Hayes ... Has one sister, Raven ... Majoring in sport management ... Volunteered with Feed the Homeless ... Favorite pro athlete: David Wright ... Favorite pro team: New York Mets ... Dream Travel Spot: Bahamas.

2015: Second on team in hitting at .321 ... Played in 40 games with 12 starts (mostly in left field) ... 3 hits in a game at UTSA ... 2 RBI in a game vs. VCU.

MISCELLANEOUS

2016 Season Highs	
At Bats	5 vs NC State
Runs	3 two times
Hits	3 vs WKU
RBI	2 two times
2B	1 two times
3B	1 vs Delaware
HR	---
Walks	1 seven times
SB	2 vs Delaware
Putouts	3 three times
Assists	1 two times
Career Highs	
At Bats	5 two times
Runs	3 two times
Hits	3 two times
RBI	2 three times
2B	1 five times
3B	1 vs Delaware (2.28.2016)
HR	---
Walks	1 17 times
SB	2 two times
Putouts	5 vs USM (5.21.2015)
Assists	1 three times

2016 GAME-BY-GAME STATS

2016 ODU Baseball
Individual Game-by-Game for Old Dominion (as of Apr 07, 2016)

#1 Justin Hayes - 28 games (All games)

Date	Opponent	Pos	AB	R	H	RBI	2B	3B	HR	BB	SB	CS	HBP	SAC	SF	GDP	K	PO	A	E	Avg
Feb 19	vs NC State	*of	5	0	0	0	0	0	0	0	0	0	0	0	0	0	3	1	0	0	.000
Feb 20	vs Kent State	*of	2	0	1	0	0	0	0	1	0	2	0	0	0	0	0	0	0	0	.143
Feb 23	NORFOLK STATE	of	1	0	0	0	0	0	0	0	0	0	0	0	0	0	0	0	1	0	.125
Feb 26	MANHATTAN	of	1	0	0	0	0	0	0	0	0	0	0	0	0	0	0	0	0	0	.111
Feb 27	VIRGINIA TECH	of	2	0	2	0	0	0	0	0	0	0	0	0	0	0	0	0	0	0	.273
Feb 28	DELAWARE	*of	3	3	2	2	0	1	0	0	2	0	1	0	0	0	0	2	0	0	.357
Mar 1	LIBERTY	*of	4	0	0	0	0	0	0	0	0	0	0	0	0	0	1	1	0	0	.278
Mar 05	RUTGERS-1	*of	3	0	1	1	0	0	0	0	0	0	0	0	0	0	0	0	0	0	.286
Mar 05	RUTGERS-2	*of	3	1	1	1	0	0	0	0	0	0	0	1	0	0	1	0	0	0	.292
Mar 06	RUTGERS	of	1	0	0	0	0	0	0	0	0	0	0	0	0	0	0	0	0	0	.280
Mar 09	at VCU	*of	4	0	1	0	0	0	0	0	0	0	0	0	0	0	1	1	0	0	.276
Mar 11	at West Virginia	of	1	0	0	0	0	0	0	0	0	0	0	0	0	0	1	0	0	0	.267
Mar 12	at West Virginia-1	of	2	0	0	0	0	0	0	0	0	0	0	0	0	0	2	1	0	0	.250
Mar 12	at West Virginia	of/ph	3	1	1	1	0	0	0	0	0	0	0	0	0	0	0	0	0	0	.257
Mar 15	PRINCETON	of	1	0	0	0	0	0	0	0	0	0	0	0	0	0	0	3	0	0	.250
Mar 16	PRINCETON	*of	3	2	2	1	0	0	0	1	0	0	0	0	0	0	0	1	0	0	.282
Mar 18	WESTERN KENTUCK	*of	4	3	3	1	1	0	0	0	1	0	0	0	0	0	0	1	1	0	.326
Mar 18	WESTERN KENTUCK	*of	2	1	1	0	1	0	0	1	0	0	0	0	0	0	0	2	0	0	.333
Mar 19	WESTERN KENTUCK	of	0	0	0	0	0	0	0	0	0	0	0	0	0	0	0	0	0	0	.333
Mar 22	VMI	*of	4	0	0	1	0	0	0	0	0	0	0	0	0	0	0	1	0	0	.306
Mar 23	VMI	*of	2	1	0	2	0	0	0	1	1	0	0	0	1	0	0	1	0	0	.294
Mar 25	at RICE	*of	3	0	1	0	0	0	0	0	0	0	1	0	0	0	1	0	0	1	.296
Mar 26	at RICE	*of	2	0	0	0	0	0	0	1	0	0	0	0	0	0	1	2	0	0	.286
Mar 27	at RICE	*of	3	0	1	0	0	0	0	0	0	0	0	0	0	0	2	1	0	0	.288
Mar 30	at Virginia	*of	2	0	0	0	0	0	0	0	0	0	0	0	0	0	1	3	0	0	.279
Apr 1	FLORIDA ATLANTIC	*of	2	0	0	0	0	0	0	1	0	0	0	0	0	0	0	3	0	0	.270
Apr 03	FLORIDA ATLANTIC	of	0	0	0	0	0	0	0	1	0	0	0	0	0	0	0	0	0	0	.270
Apr 06	WILLIAM & MARY	*of	3	0	0	0	0	0	0	0	0	0	0	0	0	0	1	0	0	0	.258
Totals			18gs	66	12	17	10	2	1	0	7	5	3	1	1	1	0	15	24	2	.258

On base pct. .333 • Slugging pct. .318

CAREER STATS

Year	avg	gp-gs	ab	r	h	2b	3b	hr	rbi	tb	slg%	bb	hbp	so	gdp	ob%	sf	sh	sb-att	po	a	e	fld%
2015	.321	40-12	53	10	17	3	0	0	6	20	.377	10	1	13	0	.438	0	0	5-7	35	1	3	.923
2016	.258	28-18	66	12	17	2	1	0	10	21	.318	7	1	15	0	.333	1	1	5-8	24	2	2	.929
TOTAL	.286	68-30	119	22	34	5	1	0	16	41	.345	17	2	28	0	.381	1	1	10-15	59	3	5	.925



#2 JASON MCMURRAY • R/Sr. • INF • 6-1 • 200 • R/R • West Des Moines, Iowa. • Iowa Western

PERSONAL: Son of Scott and Terri McMurray ... Has two brothers Brian and Kevin ... Has one sister Kylie ... Majoring in sociology ... NCYL-National Council on Youth Leadership Chapter President ... Favorite pro athlete: Derek Jeter ... Favorite pro team: New York Yankees ... Favorite Foods: Steak, Cereal, Ice cream ... Dream Travel Spot: Italy.

2015: 50 starts in 53 games at shortstop and second base ... Longest hitting streak is six games ... 11 multiple hit games ... Three RBI vs. Charlotte and W&M ... Three hits vs. Charlotte and LA Tech ... Belted a grand slam at VMI.

MISCELLANEOUS

2016 Season Highs

At Bats	6 at West Virginia
Runs	2 four times
Hits	2 six times
RBI	3 vs Delaware
2B	1 seven times
3B	1 vs West Virginia
HR	1 vs Delaware
Walks	2 three times
SB	1 three times
Putouts	7 at Rice
Assists	6 two times

Career Highs

At Bats	6 at West Virginia (3.12.2016)
Runs	3 at ECU (3.4.2015)
Hits	3 two times
RBI	4 vs VMI (3.25.2015)
2B	1 14 times
3B	1 three times
HR	1 three times
Walks	2 three times
SB	1 seven times
Putouts	7 at Rice (3.27.2016)
Assists	7 vs Rutgers (2.28.2015)

2016 GAME-BY-GAME STATS

**2016 ODU Baseball
Individual Game-by-Game for Old Dominion (as of Apr 07, 2016)**

#2 Jason McMurray - 30 games (All games)

Date	Opponent	Pos	AB	R	H	RBI	2B	3B	HR	BB	SB	CS	HBP	SAC	SF	GDP	K	PO	A	E	Avg
Feb 19	vs NC State	*2b	5	1	1	0	1	0	0	0	1	0	0	0	0	0	0	2	3	0	.200
Feb 20	vs Kent State	*2b	4	0	1	0	0	0	0	0	0	0	0	0	0	0	0	3	3	0	.222
Feb 21	vs Appalachian State	*2b	3	0	0	1	0	0	0	0	0	0	0	0	1	0	0	3	1	0	.167
Feb 23	NORFOLK STATE	*2b	4	0	2	1	1	0	0	0	0	0	0	0	0	0	0	2	2	0	.250
Feb 26	MANHATTAN	*2b	4	1	2	2	1	0	0	2	1	0	0	0	0	0	1	2	6	0	.300
Feb 27	VIRGINIA TECH	*2b	3	0	1	0	0	0	0	1	0	0	0	0	0	0	0	3	2	0	.304
Feb 28	DELAWARE	*2b	4	1	1	3	0	0	1	1	0	0	0	0	0	0	1	3	3	0	.296
Mar 1	LIBERTY	*2b	3	0	0	1	0	0	0	0	0	0	0	0	1	0	0	4	2	1	.267
Mar 05	RUTGERS-1	*2b	3	0	0	0	0	0	0	0	0	0	0	1	0	0	0	4	3	0	.242
Mar 05	RUTGERS-2	*2b	2	2	0	0	0	0	0	2	0	0	1	0	0	0	1	2	3	0	.229
Mar 06	RUTGERS	*2b	3	0	1	0	0	0	0	1	0	0	0	0	0	0	1	4	1	0	.237
Mar 09	at VCU	*2b	5	0	0	0	0	0	0	0	0	0	0	0	0	0	2	0	6	0	.209
Mar 11	at West Virginia	*2b	4	2	2	1	1	1	0	0	0	0	0	0	0	0	1	3	1	1	.234
Mar 12	at West Virginia-1	*2b	4	0	0	0	0	0	0	1	0	0	0	0	0	0	2	1	2	0	.216
Mar 12	at West Virginia	*2b	6	1	1	0	1	0	0	0	1	0	0	0	0	0	2	1	2	0	.211
Mar 15	PRINCETON	*2b	4	2	2	1	0	0	0	0	0	0	0	0	0	0	1	3	3	0	.230
Mar 16	PRINCETON	*2b	5	0	1	0	0	0	0	0	0	0	0	0	0	0	1	1	3	0	.227
Mar 18	WESTERN KENTUCK	*2b	4	0	2	2	0	0	0	0	0	0	0	0	0	0	0	2	2	0	.243
Mar 18	WESTERN KENTUCK	*2b	2	0	0	0	0	0	0	1	0	0	0	1	0	0	0	3	2	0	.236
Mar 19	WESTERN KENTUCK	*2b	4	2	2	1	0	0	0	1	0	0	0	0	0	0	1	2	4	0	.250
Mar 22	VMI	*2b	4	1	0	0	0	0	0	0	0	0	0	0	0	0	1	3	4	0	.237
Mar 23	VMI	*2b	4	1	1	0	1	0	0	0	0	0	0	0	0	0	1	1	4	0	.238
Mar 25	at RICE	*2b	3	0	0	0	0	0	0	0	0	1	0	0	0	0	1	1	3	0	.230
Mar 26	at RICE	*2b	2	1	1	0	1	0	0	2	0	0	0	0	0	0	0	5	3	0	.236
Mar 27	at RICE	*2b	4	0	1	0	0	0	0	0	0	0	0	0	0	0	1	7	1	0	.237
Mar 30	at Virginia	*2b	4	0	1	0	0	0	0	0	0	0	0	0	0	0	0	1	3	0	.237
Apr 1	FLORIDA ATLANTIC	*2b	5	0	1	0	0	0	0	0	0	0	0	0	0	0	1	2	3	0	.235
Apr 02	FLORIDA ATLANTIC	*2b	3	0	0	0	0	0	0	0	0	0	0	0	0	0	0	2	1	0	.229
Apr 03	FLORIDA ATLANTIC	*2b	3	0	0	0	0	0	0	0	0	0	0	0	0	0	2	2	3	0	.222
Apr 06	WILLIAM & MARY	*2b	2	0	1	1	0	0	0	0	0	0	0	0	0	0	0	1	1	0	.227
Totals		30gs	110	15	25	14	7	1	1	12	3	1	1	2	2	0	21	73	80	2	.227

On base pct. .304 • Slugging pct. .336

CAREER STATS

Year	avg	gp-gs	ab	r	h	2b	3b	hr	rbi	tb	slg%	bb	hbp	so	gdp	ob%	sf	sh	sb-att	po	a	e	fld%
2015	.251	53-50	171	30	43	7	2	2	23	60	.351	14	9	37	2	.340	0	6	4-7	82	161	13	.949
2016	.227	30-30	110	15	25	7	1	1	14	37	.336	12	1	21	0	.304	2	2	3-4	73	80	2	.987
TOTAL	.242	83-80	281	45	68	14	3	3	37	97	.345	26	10	58	2	.326	2	8	7-11	155	241	15	.964



#4 NICK WALKER • Jr. • INF/OF • 6-0 • 195 • R/R • Virginia Beach, Va. • Kellam

PERSONAL: Nick Walker is the son of Robert Walker ... Majoring in finance.

2015: ODU co-leader in homers with six ... Three RBI in a game back-to-back vs. Marshall and Richmond ... Two stolen bases in a game vs. Penn ... Second on team with 12 stolen bases ... 13 multiple hit games ... Tied with Higgins for team lead with nine multiple RBI games ... Longest hit streak is six.

MISCELLANEOUS

2016 Season Highs	
At Bats	5 four times
Runs	2 three times
Hits	3 four times
RBI	6 vs Princeton
2B	1 five times
3B	1 two times
HR	---
Walks	4 vs Rutgers
SB	3 vs NC State
Putouts	6 two times
Assists	1 two times
Career Highs	
At Bats	6 vs Liberty (2.19.2014)
Runs	4 vs W&M (4.2.2014)
Hits	4 vs Marshall (4.19.2015)
RBI	6 vs Princeton (3.16.2016)
2B	2 vs Marshall (4.19.2015)
3B	1 five times
HR	1 10 times
Walks	4 vs Rutgers (3.5.2016)
SB	3 two times
Putouts	6 three times
Assists	7 vs Maryland (5.30.2014)

2016 GAME-BY-GAME STATS

2016 ODU Baseball
Individual Game-by-Game for Old Dominion (as of Apr 07, 2016)

#4 Nick Walker - 30 games (All games)

Date	Opponent	Pos	AB	R	H	RBI	2B	3B	HR	BB	SB	CS	HBP	SAC	SF	GDP	K	PO	A	E	Avg
Feb 19	vs NC State	*of	2	2	2	1	0	0	0	3	3	0	0	0	0	0	1	2	0	0	1.000
Feb 20	vs Kent State	*of	4	0	1	0	0	0	0	0	0	0	0	0	0	0	1	2	0	0	.500
Feb 21	vs Appalachian State	*of	4	1	1	2	0	0	0	1	0	0	0	0	0	0	0	2	0	0	.400
Feb 23	NORFOLK STATE	*of	3	2	2	1	0	1	0	2	0	0	0	0	0	0	0	4	0	0	.462
Feb 26	MANHATTAN	*of	5	0	0	0	0	0	2	0	0	0	0	0	0	0	0	6	0	0	.333
Feb 27	VIRGINIA TECH	*of	3	0	1	0	1	0	0	0	0	0	0	0	0	1	0	4	0	0	.333
Feb 28	DELAWARE	*of	4	1	2	0	0	0	1	0	0	0	0	0	0	0	1	2	0	0	.360
Mar 1	LIBERTY	*of	2	0	0	0	0	0	2	0	0	0	0	0	0	0	0	1	0	1	.333
Mar 05	RUTGERS-1	*of	3	0	0	0	0	0	1	0	0	0	0	0	0	0	2	3	0	0	.300
Mar 05	RUTGERS-2	*of	1	0	0	0	0	0	4	0	1	0	0	0	0	0	1	5	1	0	.290
Mar 06	RUTGERS	*of	4	1	3	0	1	0	0	0	0	0	0	0	0	0	0	2	1	0	.343
Mar 09	at VCU	*of	3	0	1	1	0	0	2	0	0	0	0	0	0	0	2	2	0	0	.342
Mar 11	at West Virginia	*of	4	0	1	0	0	0	0	0	0	0	0	0	0	0	1	2	0	0	.333
Mar 12	at West Virginia-1	*of	4	0	1	2	1	0	0	1	0	1	0	0	0	0	2	2	0	0	.326
Mar 12	at West Virginia	*of	5	0	3	1	0	0	1	0	0	0	0	0	0	0	0	4	0	0	.353
Mar 15	PRINCETON	*of	4	1	1	0	0	0	0	0	0	0	0	0	0	0	1	1	0	0	.345
Mar 16	PRINCETON	*of	4	0	3	6	1	0	0	0	0	0	0	1	0	0	0	0	0	0	.373
Mar 18	WESTERN KENTUCK	*of	4	1	1	0	0	0	1	0	0	0	0	0	0	0	0	1	0	0	.365
Mar 18	WESTERN KENTUCK	*of	3	0	0	1	0	0	0	0	0	0	0	0	1	0	1	6	0	0	.348
Mar 19	WESTERN KENTUCK	*of	5	1	1	0	0	0	0	1	0	0	0	0	0	0	1	3	0	0	.338
Mar 22	VMI	*of	5	1	3	2	0	1	0	0	0	0	0	0	0	0	0	1	0	0	.355
Mar 23	VMI	*of	3	0	0	1	0	0	0	1	1	0	0	0	1	0	1	4	0	0	.342
Mar 25	at RICE	*of	4	0	0	0	0	0	0	0	0	0	0	0	0	0	2	3	0	0	.325
Mar 26	at RICE	*of	4	0	0	0	0	0	0	0	0	0	0	0	0	0	2	2	0	0	.310
Mar 27	at RICE	*of	4	0	0	0	0	0	0	0	0	0	0	0	0	0	1	0	0	0	.297
Mar 30	at Virginia	*of	3	0	0	1	0	0	0	0	0	0	0	0	1	0	0	1	0	0	.287
Apr 1	FLORIDA ATLANTIC	*of	4	2	1	0	0	0	0	0	0	0	1	0	0	0	0	4	0	0	.286
Apr 02	FLORIDA ATLANTIC	*of	4	0	0	0	0	0	0	0	0	0	0	0	0	0	0	3	0	0	.275
Apr 03	FLORIDA ATLANTIC	*of	3	0	1	0	0	0	0	1	1	0	0	0	0	0	0	2	0	0	.276
Apr 06	WILLIAM & MARY	*of	2	2	2	1	1	0	0	1	2	0	0	0	1	0	0	3	0	0	.290
Totals		30gs	107	15	31	20	5	2	0	24	8	2	1	1	4	1	19	76	2	1	.290

On base pct. .412 • Slugging pct. .374

CAREER STATS

Year	avg	gp-gs	ab	r	h	2b	3b	hr	rbi	tb	slg%	bb	hbp	so	gdp	ob%	sf	sh	sb-att	po	a	e	fld%
2014	.309	58-47	194	43	60	11	1	4	26	85	.438	25	3	29	0	.393	2	5	16-17	93	57	4	.974
2015	.276	54-52	181	32	50	10	2	6	33	82	.453	29	8	31	1	.394	3	3	12-14	116	13	7	.949
2016	.290	30-30	107	15	31	5	2	0	20	40	.374	24	1	19	1	.412	4	1	8-10	76	2	1	.987
TOTAL	.293	142-129	482	90	141	26	5	10	79	207	.429	78	12	79	2	.398	9	9	36-41	285	72	12	.967



#6 GREY FINWOOD • RSo. • INF • 6-3 • 200 • R/R • Norfolk, Va. • Maury

PERSONAL: Grey is the son of Chris (head coach) and Annette Finwood ... Has one sister, Riley ... Majoring in sport management ... Interested in coaching.

2015: Played in eight games

MISCELLANEOUS

2016 Season Highs

At Bats	4 four times
Runs	1 six times
Hits	1 seven times
RBI	2 vs Rutgers
2B	1 at West Virginia
3B	---
HR	---
Walks	1 six times
SB	1 two times
Putouts	13 vs WKU
Assists	2 two times

Career Highs

At Bats	4 four times
Runs	1 six times
Hits	1 seven times
RBI	2 vs Rutgers (3.5.2016)
2B	1 at West Virginia (3.12.2016)
3B	---
HR	---
Walks	1 six times
SB	1 two times
Putouts	13 vs WKU (3.19.2016)
Assists	2 two times

2016 GAME-BY-GAME STATS

**2016 ODU Baseball
Individual Game-by-Game for Old Dominion (as of Apr 07, 2016)**

#6 Grey Finwood - 27 games (All games)

Date	Opponent	Pos	AB	R	H	RBI	2B	3B	HR	BB	SB	CS	HBP	SAC	SF	GDP	K	PO	A	E	Avg
Feb 19	vs NC State	*1b	4	0	0	0	0	0	0	0	0	0	1	0	0	1	2	9	0	1	.000
Feb 20	vs Kent State	*1b	2	1	0	0	0	0	0	1	1	0	0	0	0	0	0	6	1	0	.000
Feb 21	vs Appalachian State	*1b	4	1	0	0	0	0	0	1	0	0	0	0	0	0	2	8	0	0	.000
Feb 23	NORFOLK STATE	*1b	3	1	1	0	0	0	0	1	1	0	0	0	0	1	1	8	1	0	.077
Feb 26	MANHATTAN	*1b	4	0	0	0	0	0	0	1	0	0	0	0	0	0	1	11	0	0	.059
Feb 27	VIRGINIA TECH	*1b	2	0	0	0	0	0	0	0	0	0	0	0	0	0	1	6	1	0	.053
Feb 28	DELAWARE	*1b	3	1	0	0	0	0	0	0	0	0	1	0	0	0	1	11	0	0	.045
Mar 1	LIBERTY	1b	1	0	0	0	0	0	0	0	0	0	0	0	0	0	1	1	0	0	.043
Mar 05	RUTGERS-1	*1b	3	0	0	0	0	0	0	0	0	0	0	0	0	0	0	9	1	0	.038
Mar 05	RUTGERS-2	*1b	2	1	1	2	0	0	0	0	0	0	1	0	1	0	0	8	1	0	.071
Mar 06	RUTGERS	*1b	3	0	1	0	0	0	0	0	0	0	0	0	0	0	1	11	0	0	.097
Mar 09	at VCU	*1b	3	0	0	0	0	0	0	0	0	0	1	0	0	0	0	11	1	0	.088
Mar 11	at West Virginia	*1b	2	0	0	0	0	0	0	1	0	0	0	0	0	0	1	3	0	0	.083
Mar 12	at West Virginia-1	1b	2	0	1	0	1	0	0	0	0	0	0	0	0	0	1	8	0	0	.105
Mar 12	at West Virginia	*1b	1	0	0	0	0	0	0	1	0	0	0	0	0	0	0	5	2	0	.103
Mar 15	PRINCETON	*1b	4	0	0	0	0	0	0	0	0	0	0	0	0	0	2	11	0	1	.093
Mar 16	PRINCETON	1b	0	0	0	0	0	0	0	0	0	0	0	0	0	0	0	2	0	0	.093
Mar 18	WESTERN KENTUCK	*1b	3	1	1	0	0	0	0	0	0	0	0	1	0	0	0	8	1	1	.109
Mar 18	WESTERN KENTUCK	1b	0	0	0	0	0	0	0	0	0	0	0	0	0	0	0	0	0	0	.109
Mar 19	WESTERN KENTUCK	*1b	2	0	1	0	0	0	0	0	0	0	0	0	0	0	0	13	1	0	.125
Mar 22	VMI	1b	0	0	0	0	0	0	0	0	0	0	1	0	0	0	0	3	0	0	.125
Mar 25	at RICE	*1b	3	0	1	1	0	0	0	0	0	0	0	0	0	0	1	7	0	0	.137
Mar 26	at RICE	*1b	2	0	0	0	0	0	0	0	0	0	0	1	0	0	1	8	1	0	.132
Mar 30	at Virginia	*1b	2	0	0	0	0	0	0	0	0	0	0	0	0	0	2	8	2	0	.127
Apr 1	FLORIDA ATLANTIC	*1b	2	0	0	0	0	0	0	0	0	0	0	0	0	0	2	4	0	0	.123
Apr 03	FLORIDA ATLANTIC	*1b	3	0	0	0	0	0	0	0	0	0	0	0	0	0	1	9	0	0	.117
Apr 06	WILLIAM & MARY	1b	1	0	0	0	0	0	0	0	0	0	0	0	0	0	1	3	0	0	.115
Totals		21gs	61	6	7	3	1	0	0	6	2	0	5	2	1	2	22	191	13	3	.115

On base pct. .247 • Slugging pct. .131

CAREER STATS

Year	avg	gp-gs	ab	r	h	2b	3b	hr	rbi	tb	slg%	bb	hbp	so	gdp	ob%	sf	sh	sb-att	po	a	e	fld%
2015	.000	8-0	3	0	0	0	0	0	0	0	.000	0	0	2	0	.000	0	0	0-0	14	0	0	1.000
2016	.115	27-21	61	6	7	1	0	0	3	8	.131	6	5	22	2	.247	1	2	2-2	191	13	3	.986
TOTAL	.109	35-21	64	6	7	1	0	0	3	8	.125	6	5	24	2	.237	1	2	2-2	205	13	3	.986



#7 WILL MORGAN • Fr. • OF • 6-1 • 180 • L/R • Middletown, N.J. • Christian Brothers Academy

PRIOR TO OLD DOMINION: Will was an outfielder for Christian Brothers Academy in New Jersey ... As a junior, he helped his team win both the Shore Conference and Monmouth County Tournaments ... He hit .360 with 12 doubles and 25 RBI and was named First Team All-Shore Conference and First Team All-A-North Division ... As a senior, the team collected the A-North, Shore Conference, Monmouth County, Non-Public A-South Sectional and the Non-Public Overall State Championships ... Also earned First Team All-Shore honors and was selected to play in the N.J. Senior All-Star game ... Over his career, he recorded 96 hits, 31 doubles, 10 home runs and 47 RBI.

MISCELLANEOUS

2016 Season Highs

At Bats	4 two times
Runs	2 vs App State
Hits	2 two times
RBI	3 vs App State
2B	1 two times
3B	1 vs App State
HR	---
Walks	3 vs App State
SB	1 vs App State
Putouts	4 vs App State
Assists	---

Career Highs

At Bats	4 two times
Runs	2 vs App State (2.21.2016)
Hits	2 two times
RBI	3 vs App State (2.21.2016)
2B	1 two times
3B	1 vs App State (2.21.2016)
HR	---
Walks	3 vs App State (2.21.2016)
SB	1 vs App State (2.21.2016)
Putouts	4 vs App State (2.21.2016)
Assists	---

2016 GAME-BY-GAME STATS

**2016 ODU Baseball
Individual Game-by-Game for Old Dominion (as of Apr 07, 2016)**


#7 Will Morgan - 15 games (All games)

Date	Opponent	Pos	AB	R	H	RBI	2B	3B	HR	BB	SB	CS	HBP	SAC	SF	GDP	K	PO	A	E	Avg
Feb 21	vs Appalachian State	*of	2	2	1	3	0	1	0	3	1	1	0	0	0	0	1	4	0	0	.500
Feb 23	NORFOLK STATE	*of	3	0	0	0	0	0	0	0	0	0	0	0	0	0	3	0	0	0	.200
Feb 26	MANHATTAN	of	1	0	1	0	0	0	0	0	0	0	0	0	0	0	0	2	0	0	.333
Feb 27	VIRGINIA TECH	*of	1	0	0	0	0	0	0	0	0	0	0	0	0	0	1	1	0	1	.286
Mar 06	RUTGERS	*of	2	0	0	0	0	0	0	0	0	0	0	0	0	0	0	1	0	0	.222
Mar 11	at West Virginia	ph	1	0	0	0	0	0	0	0	0	0	0	0	0	0	0	0	0	0	.200
Mar 12	at West Virginia	ph	1	0	0	0	0	0	0	0	0	0	0	0	0	0	1	0	0	0	.182
Mar 15	PRINCETON	of	0	0	0	0	0	0	0	0	0	0	0	0	0	0	0	0	0	0	.182
Mar 16	PRINCETON	*dh	4	1	2	0	1	0	0	0	0	0	0	0	0	1	0	0	0	0	.267
Mar 19	WESTERN KENTUCK	*of	4	1	2	0	0	0	0	0	0	0	0	0	0	0	1	1	0	1	.316
Mar 23	VMI	*dh	3	0	1	0	0	0	0	1	0	0	0	0	0	0	0	0	0	0	.318
Mar 30	at Virginia	pr/of	1	0	0	0	0	0	0	0	0	0	0	0	0	0	0	1	0	0	.304
Apr 1	FLORIDA ATLANTIC	ph	1	0	0	0	0	0	0	0	0	0	0	0	0	0	1	0	0	0	.292
Apr 02	FLORIDA ATLANTIC	ph/dh	1	0	1	0	1	0	0	0	0	0	0	0	0	0	0	0	0	0	.320
Apr 03	FLORIDA ATLANTIC	*of	2	0	1	0	0	0	0	0	0	0	0	0	0	0	0	1	0	0	.333
Totals		8gs	27	4	9	3	2	1	0	4	1	1	0	0	0	1	8	11	0	2	.333

On base pct. .419 • Slugging pct. .481

CAREER STATS

Year	avg	gp-gs	ab	r	h	2b	3b	hr	rbi	tb	slg%	bb	hbp	so	gdp	ob%	sf	sh	sb-att	po	a	e	fld%
2016	.333	15-8	27	4	9	2	1	0	3	13	.481	4	0	8	1	.419	0	0	1-2	11	0	2	.846
TOTAL	.333	15-8	27	4	9	2	1	0	3	13	.481	4	0	8	1	.419	0	0	1-2	11	0	2	.846



#9 CONNOR MYERS • Sr. • OF • 5-11 • 180 • R/R • Middletown, Md. • Middletown

PERSONAL: Connor Myers is the son of Alan and Rita Myers ... Has one brother, Dillon and one sister, Mackenzie ... Majoring in sport management ... Four-year honor roll student ... Favorite Foods: Home-Cooked meals like spinach, steak and beets ... Favorite Movie: "Law Abiding Citizen" ... Person in history would most like to meet: Abner Doubleday ... Favorite Book Read: "The Hunger Games" by Suzanne Collins ... Dream Vacation: St. Thomas in the Virgin Islands.

2015: Three hits in a game vs. Rutgers ... Three RBI in a game vs. ECU & Charlotte ... Diving catch at UAB was the No. 3 ESPN SportsCenter Play of the day (5-16) ... Second in C-USA in steals with 20-25 ... Homered in game vs. FAU (C-USA tournament) ... 17 multiple hit games ... Longest hitting streak was 13 ... Reached base 21 straight games.

MISCELLANEOUS	
2016 Season Highs	
At Bats	5 10 times
Runs	3 four times
Hits	4 two times
RBI	3 vs WKU
2B	1 seven times
3B	---
HR	2 vs Liberty
Walks	3 vs Manhattan
SB	2 vs William & Mary
Putouts	6 vs Liberty
Assists	1 two times
Career Highs	
At Bats	6 vs Liberty (3.19.2014)
Runs	3 seven times
Hits	4 four times
RBI	3 seven times
2B	2 at Wofford (5.18.2013)
3B	1 five times
HR	2 vs Liberty (3.1.2016)
Walks	3 two times
SB	2 two times
Putouts	8 vs Rutgers (2.24.2013)
Assists	1 16 times

2016 GAME-BY-GAME STATS																								
2016 ODU Baseball																								
Individual Game-by-Game for Old Dominion (as of Apr 07, 2016)																								
#9 Connor Myers - 30 games (All games)																								
Date	Opponent	Pos	AB	R	H	RBI	2B	3B	HR	BB	SB	CS	HBP	SAC	SF	GDP	K	PO	A	E	Avg			
Feb 19	vs NC State	*of	4	1	1	0	0	0	0	0	1	0	1	0	0	0	1	4	0	0	.250			
Feb 20	vs Kent State	*of	3	0	1	1	1	0	0	0	0	0	0	0	1	0	0	3	0	0	.286			
Feb 21	vs Appalachian State	*of	5	3	3	1	0	0	1	1	0	0	0	0	0	0	0	0	0	0	.417			
Feb 23	NORFOLK STATE	*of	4	1	1	0	1	0	0	1	0	0	0	0	0	0	1	4	0	0	.375			
Feb 26	MANHATTAN	*of	3	0	1	1	0	0	0	3	0	1	0	1	0	0	0	1	0	0	.368			
Feb 27	VIRGINIA TECH	*of	2	0	0	0	0	0	0	1	0	0	0	0	0	0	1	0	0	0	.333			
Feb 28	DELAWARE	*of	5	2	3	2	1	0	0	0	1	0	0	0	0	0	0	3	0	0	.385			
Mar 1	LIBERTY	*of	5	3	4	2	1	0	2	0	0	0	0	0	0	0	0	6	0	0	.452			
Mar 05	RUTGERS-1	*of	3	1	0	0	0	0	0	1	0	0	0	0	0	0	1	1	0	0	.412			
Mar 05	RUTGERS-2	*of	5	0	2	2	1	0	0	0	1	1	0	0	0	0	0	1	5	0	.410			
Mar 06	RUTGERS	*of	4	1	1	0	0	0	0	0	0	0	0	0	0	0	1	0	0	1	.395			
Mar 09	at VCU	*of	5	2	1	0	0	0	0	0	1	0	0	0	0	0	2	3	1	0	.375			
Mar 11	at West Virginia	*of	4	0	2	0	0	0	0	0	0	1	0	0	0	0	1	4	0	0	.385			
Mar 12	at West Virginia-1	*of	5	1	1	1	0	0	0	0	0	0	0	0	0	0	2	6	0	0	.368			
Mar 12	at West Virginia	*of	5	0	1	0	0	0	0	1	0	0	0	0	0	0	1	4	0	0	.355			
Mar 15	PRINCETON	*of	4	0	0	0	0	0	0	0	0	0	0	0	0	0	2	0	0	0	.333			
Mar 16	PRINCETON	*of	3	3	1	0	0	0	0	1	0	0	1	0	0	0	0	3	0	0	.333			
Mar 18	WESTERN KENTUCK	*of	5	0	4	3	1	0	0	0	0	0	0	0	0	0	0	1	0	0	.365			
Mar 18	WESTERN KENTUCK	*of	4	1	1	0	0	0	0	0	0	0	0	0	0	0	0	0	0	0	.359			
Mar 19	WESTERN KENTUCK	*of	4	1	0	0	0	0	0	2	0	0	0	0	0	0	2	0	0	0	.341			
Mar 22	VMI	*of	5	1	1	0	1	0	0	0	0	0	0	0	0	0	1	3	0	0	.333			
Mar 23	VMI	*of	2	1	1	0	0	0	0	2	0	1	0	1	0	0	0	2	0	0	.337			
Mar 25	at RICE	*of	4	0	0	0	0	0	0	0	0	0	0	0	0	0	3	4	0	0	.323			
Mar 26	at RICE	*of	4	0	1	0	0	0	0	0	0	0	0	0	0	0	0	3	1	0	.320			
Mar 27	at RICE	*of	4	0	1	1	0	0	0	0	1	0	0	0	0	1	1	3	0	1	.317			
Mar 30	at Virginia	*of	5	1	2	1	0	0	0	0	1	0	0	0	0	0	0	3	0	0	.321			
Apr 1	FLORIDA ATLANTIC	*of	3	1	1	1	0	0	0	0	0	0	1	1	0	1	1	1	0	0	.321			
Apr 02	FLORIDA ATLANTIC	*of	4	0	0	0	0	0	0	0	0	0	0	0	0	0	2	5	0	0	.310			
Apr 03	FLORIDA ATLANTIC	*of	4	0	0	0	0	0	0	0	0	0	0	0	0	0	1	4	0	0	.299			
Apr 06	WILLIAM & MARY	*of	2	3	1	0	1	0	0	2	2	0	0	0	0	0	1	3	0	0	.303			
Totals			30gs	119	27	36	16	8	0	3	15	9	4	2	3	2	1	26	79	2	2	.303		

On base pct. .384 • Slugging pct. .445

CAREER STATS																							
Year	avg	gp-gs	ab	r	h	2b	3b	hr	rbi	tb	slg%	bb	hbp	so	gdp	ob%	sf	sh	sb-att	po	a	e	fld%
2013	.300	53-52	180	33	54	9	4	2	17	77	.428	21	7	50	2	.394	0	1	13-15	141	4	0	1.000
2014	.239	59-49	180	23	43	6	0	0	23	49	.272	21	5	48	2	.333	1	5	12-15	137	6	1	.993
2015	.302	56-55	202	32	61	10	1	1	28	76	.376	17	5	34	1	.366	3	9	20-25	150	4	3	.981
2016	.303	30-30	119	27	36	8	0	3	16	53	.445	15	2	26	1	.384	2	3	9-13	79	2	2	.976
TOTAL	.285	198-186	681	115	194	33	5	6	84	255	.374	74	19	158	6	.368	6	18	54-68	507	16	6	.989



#10 NICK HARTMAN • Jr. • RHP • 6-2 • 180 • R/R • Katy, Texas • LSU-Eunice

PERSONAL: Son of Victor and Karla Hartman ... Has one sister, Clarissa ... Majoring in sport management ... Performed community service work at a retirement home in Texas ... Favorite pro athlete: Brian Cushing of the Houston Texans, and Jon Singleton of the Houston Astros ... Favorite Foods: Filet mignon wrapped in bacon ... Dream Travel Spot: San Diego.

2015: Team best five saves ... Made nine starts.

MISCELLANEOUS

2016 Season Highs

IP (S)	3.0 vs William & Mary
IP (R)	3.0 vs Manhattan
K	3 three times
BB	2 vs Manhattan
NP	32 vs Manhattan
H Allowed (S)	0 vs William & Mary
H Allowed (R)	6 at West Virginia
HR Allowed	1 at VCU
Runs Allowed (S)	0 vs William & Mary
Runs Allowed (R)	3 three times
ER Allowed (S)	0 vs William & Mary
ER Allowed (R)	3 at West Virginia

2016 Breakdown

Opp. Avg.	.264
vs. Left	.217
vs. Right	.281
WHIP	1.51
K/IP	27/22.2

Career Highs

IP (S)	7.0 two times
IP (R)	3.2 vs USM (5.21.15)
K	6 two times
BB	4 at FAU (4.25.15)
NP	105 at MTSU (3.28.15)
H Allowed (S)	10 at UTSA (4.10.15)
H Allowed (R)	6 at W.Va. (3.12.16)
HR Allowed	1 three times
Runs Allowed (S)	7 at UTSA (4.10.15)
Runs Allowed (R)	3 three times
ER Allowed (S)	6 at MTSU (3.28.15)
ER Allowed (R)	3 at W.Va. (3.12.16)

2016 GAME-BY-GAME STATS

**2016 ODU Baseball
Individual Game-by-Game for Old Dominion (as of Apr 07, 2016)**

#10 Nick Hartman - 3 games (All games)

Date	Opponent	Pos	AB	R	H	RBI	2B	3B	HR	BB	SB	CS	HBP	SAC	SF	GDP	K	PO	A	E	Avg	
Feb 26	MANHATTAN	p	0	0	0	0	0	0	0	0	0	0	0	0	0	0	0	0	0	0	0	.000
Mar 09	at VCU	p	0	0	0	0	0	0	0	0	0	0	0	0	0	0	0	0	0	0	1	.000
Apr 06	WILLIAM & MARY	*p	0	0	0	0	0	0	0	0	0	0	0	0	0	0	0	0	0	1	0	.000
Totals		1gs	0	0	0	0	0	0	0	0	0	0	0	0	0	0	0	0	1	1	1	.000

On base pct. .000 • Slugging pct. .000

#10 Nick Hartman - 15 appearances (All games)

Date	Opponent	GS	IP	H	R	ER	BB	SO	2B	3B	HR	WP	BK	HBP	IBB	Score	W-L	Sv	ERA	NP
Feb 19	vs NC State		2.0	0	0	0	0	3	0	0	0	0	0	0	0	5-0	0-0	0	0.00	15
Feb 23	NORFOLK STATE		1.1	0	0	0	0	2	0	0	0	0	0	0	0	5-3	0-0	1	0.00	14
Feb 26	MANHATTAN		3.0	0	0	0	0	2	0	0	0	0	0	0	1	6-5	0-0	1	0.00	37
Mar 1	LIBERTY		1.0	2	1	1	0	1	0	0	0	1	0	0	0	7-6	1-0	1	1.23	22
Mar 05	RUTGERS-1		2.0	2	1	1	0	2	0	0	0	0	0	0	0	4-2	1-0	2	1.93	28
Mar 06	RUTGERS		0.2	1	0	0	0	0	0	0	0	0	0	0	0	2-5	1-0	2	1.80	8
Mar 09	at VCU		2.0	2	1	1	0	3	0	0	1	0	0	0	0	3-1	1-0	3	2.25	24
Mar 12	at West Virginia-1		2.0	6	3	3	0	1	3	0	0	2	0	0	0	5-4	2-0	3	3.86	31
Mar 12	at West Virginia		1.1	2	2	2	1	3	0	0	0	0	0	0	0	5-6	2-1	3	4.70	32
Mar 16	PRINCETON		1.0	1	0	0	0	1	0	0	0	0	0	0	0	10-4	2-1	3	4.41	22
Mar 18	WESTERN KENTUCK		1.0	1	0	0	0	2	0	0	0	1	0	0	0	8-3	2-1	3	4.15	20
Mar 18	WESTERN KENTUCK		1.0	1	0	0	1	2	0	0	0	0	0	0	0	4-2	2-1	4	3.93	23
Mar 23	VMI		1.0	3	3	2	1	1	0	0	0	1	0	0	0	6-5	3-1	4	4.66	23
Mar 27	at RICE		0.1	2	3	2	1	0	0	0	0	0	0	0	0	2-8	3-2	4	5.49	14
Apr 06	WILLIAM & MARY	*	3.0	0	0	0	0	4	0	0	0	0	0	0	0	7-1	4-2	4	4.76	35
Totals		1	22.2	23	14	12	6	27	3	0	1	5	0	0	1	79-55	4-2	4	4.76	-

CAREER STATS

Year	avg	gp-gs	ab	r	h	2b	3b	hr	rbi	tb	slg%	bb	hbp	so	gdp	ob%	sf	sh	sb-att	po	a	e	fld%
2015	.000	0-0	0	0	0	0	0	0	0	0	.000	0	0	0	0	.000	0	0	0-0	6	5	0	1.000
2016	.000	0-0	0	0	0	0	0	0	0	0	.000	0	0	0	0	.000	0	0	0-0	1	1	1	.667
TOTAL	.000	0-0	0	0	0	0	0	0	0	0	.000	0	0	0	0	.000	0	0	0-0	7	6	1	.929

Year	era	w-l	app	gs	cg	sho	sv	ip	h	r	er	bb	so	2b	3b	hr	bf	bavg	wp	hbp	bk	sfa	sha
2015	5.17	0-6	17	9	0	0/2	5	55.2	58	38	32	28	41	13	2	3	257	.262	6	4	0	1	3
2016	4.76	4-2	15	1	0	0/1	4	22.2	23	14	12	6	27	3	0	1	96	.264	5	0	0	1	2
TOTAL	5.06	4-8	32	10	0	0/3	9	78.1	81	52	44	34	68	16	2	4	353	.263	11	4	0	2	5



#11 KYLE BEAM • Jr. • C • 6-0 • 225 • R/R • Hood River, Ore. • Lane CC

PRIOR TO OLD DOMINION: As a freshman at Lane Community College, Beam was selected to the Second Team All-Southern Region for the Northwest Athletic Conference (NWAC) ... In 2014, he participated in the NWACC Juco All-Star game ... In 2013, Beam's senior year of high school, he was the 5A State Player of the Year for Oregon while batting .506 with seven home runs and 42 RBI ... Following the season, Beam was selected to play in the High School All-Star game ... First Team All-State performer as a junior and senior in high school ... Also played football at Hood River Valley where he was a First Team All-League selection as a wide receiver and safety in 2012.

MISCELLANEOUS

2016 Season Highs

At Bats	7 vs Manhattan
Runs	2 four times
Hits	3 vs App State
RBI	3 two times
2B	2 vs WKU
3B	1 vs Liberty
HR	1 three times
Walks	2 vs Princeton
SB	---
Putouts	7 vs Princeton
Assists	3 two times

Career Highs

At Bats	7 vs Manhattan
Runs	2 four times
Hits	3 vs App State (2.21.2016)
RBI	3 two times
2B	2 vs WKU (3.19.2016)
3B	1 vs Liberty (3.1.2016)
HR	1 three times
Walks	2 vs Princeton (3.15.2016)
SB	---
Putouts	7 vs Princeton (3.15.2016)
Assists	3 two times

2016 GAME-BY-GAME STATS

**2016 ODU Baseball
Individual Game-by-Game for Old Dominion (as of Apr 07, 2016)**

#11 Kyle Beam - 22 games (All games)

Date	Opponent	Pos	AB	R	H	RBI	2B	3B	HR	BB	SB	CS	HBP	SAC	SF	GDP	K	PO	A	E	Avg
Feb 20	vs Kent State	dh	1	0	0	0	0	0	0	1	0	0	0	0	0	0	1	0	0	0	.000
Feb 21	vs Appalachian State	*c	4	2	3	3	0	0	1	0	0	0	0	0	0	0	0	4	0	0	.600
Feb 23	NORFOLK STATE	*dh	3	0	0	1	0	0	0	1	0	0	0	0	0	0	0	0	0	0	.375
Feb 26	MANHATTAN	*dh	7	1	2	1	0	0	0	0	0	0	0	0	0	0	3	0	0	0	.333
Feb 27	VIRGINIA TECH	*c	2	0	0	0	0	0	0	0	0	0	0	0	0	0	0	2	0	0	.294
Mar 1	LIBERTY	*c	4	2	2	1	0	1	0	0	0	0	0	0	0	0	0	6	1	0	.333
Mar 06	RUTGERS	*c	3	0	0	1	0	0	0	0	0	0	0	0	1	0	0	4	0	0	.292
Mar 09	at VCU	*dh	4	0	1	0	0	0	0	0	0	0	0	0	0	0	1	0	0	0	.286
Mar 11	at West Virginia	*dh	4	0	1	0	0	0	0	0	0	0	0	0	0	0	2	0	0	0	.281
Mar 12	at West Virginia-1	*c	5	1	2	2	0	0	1	0	0	0	0	0	0	0	2	4	3	0	.297
Mar 12	at West Virginia	*dh	5	0	0	0	0	0	0	0	0	0	0	0	0	0	3	0	0	0	.262
Mar 15	PRINCETON	*c	2	2	0	0	0	0	0	2	0	0	0	0	0	1	1	7	1	0	.250
Mar 18	WESTERN KENTUCK	*dh	2	1	0	0	0	0	0	1	0	0	0	0	0	1	1	0	0	0	.239
Mar 19	WESTERN KENTUCK	*c	4	2	2	3	2	0	1	0	0	0	0	0	0	0	1	2	2	0	.260
Mar 22	VMI	*c	5	1	2	2	1	0	1	0	0	0	0	0	0	0	2	4	3	0	.273
Mar 23	VMI	*c	2	0	0	0	0	0	0	1	0	0	0	0	0	0	0	5	1	0	.263
Mar 26	at RICE	*c	4	0	0	0	0	0	0	0	0	0	0	0	0	0	2	2	0	1	.246
Mar 27	at RICE	*c	4	0	0	0	0	0	0	0	0	0	0	0	0	0	2	2	1	0	.231
Mar 30	at Virginia	ph	1	0	1	2	0	0	0	0	0	0	0	0	0	0	0	0	0	0	.242
Apr 1	FLORIDA ATLANTIC	c	1	0	0	0	0	0	0	0	0	0	0	0	0	0	1	0	0	0	.239
Apr 02	FLORIDA ATLANTIC	*c	2	0	0	0	0	0	0	0	0	0	0	0	0	0	1	3	0	0	.232
Apr 03	FLORIDA ATLANTIC	*c	2	0	0	0	0	0	0	0	0	0	1	0	0	0	1	6	1	0	.225
Totals			19gs	71	12	16	16	3	1	3	7	0	1	0	1	2	24	51	13	1	.225

On base pct. .300 • Slugging pct. .423

CAREER STATS

Year	avg	gp-gs	ab	r	h	2b	3b	hr	rbi	tb	slg%	bb	hbp	so	gdp	ob%	sf	sh	sb-att	po	a	e	fld%
2016	.225	22-19	71	12	16	3	1	3	16	30	.423	7	1	24	2	.300	1	0	0-0	51	13	1	.985
TOTAL	.225	22-19	71	12	16	3	1	3	16	30	.423	7	1	24	2	.300	1	0	0-0	51	13	1	.985



#14 KURT SINNEN • Jr. • C/1B • 5-11 • 200 • L/R • Virginia Beach, Va. • Kellam

PERSONAL: Kurt Sinnen is the son of Matthew and Tina Sinnen ... Is the twin brother of Sam, and has two other brothers Brooks and Turner ... Brooks played for ODU ... Majoring in sport management.

2015: 21 games with seven starts ... Two hits in a game at UTSA

MISCELLANEOUS

2016 Season Highs

At Bats	5 four times
Runs	2 vs VMI
Hits	2 three times
RBI	4 vs Florida Atlantic
2B	1 three times
3B	1 vs WKU
HR	1 at VCU
Walks	2 four times
SB	1 two times
Putouts	12 vs VMI
Assists	2 two times

Career Highs

At Bats	5 four times
Runs	2 vs VMI (3.22.2016)
Hits	2 six times
RBI	4 vs FAU (4.1.2016)
2B	1 five times
3B	1 vs WKU (3.19.2016)
HR	1 at VCU (3.9.2016)
Walks	2 four times
SB	1 two times
Putouts	12 vs VMI (3.23.2016)
Assists	2 three times

2016 GAME-BY-GAME STATS

**2016 ODU Baseball
Individual Game-by-Game for Old Dominion (as of Apr 07, 2016)**

#14 Kurt Sinnen - 29 games (All games)

Date	Opponent	Pos	AB	R	H	RBI	2B	3B	HR	BB	SB	CS	HBP	SAC	SF	GDP	K	PO	A	E	Avg
Feb 19	vs NC State	*c	4	0	1	2	0	0	0	1	0	0	0	0	0	0	1	9	1	0	.250
Feb 20	vs Kent State	*c	3	0	1	1	0	0	0	1	0	0	0	0	0	0	0	7	0	0	.286
Feb 21	vs Appalachian State	*dh	3	0	0	0	0	0	0	1	1	0	0	0	0	0	0	0	0	0	.200
Feb 23	NORFOLK STATE	*c	4	0	1	1	0	0	0	0	0	0	0	0	0	0	2	6	0	0	.214
Feb 26	MANHATTAN	*c	5	0	0	0	0	0	0	1	0	0	0	0	0	0	1	8	2	0	.158
Feb 28	DELAWARE	*c	5	1	1	0	0	0	0	0	0	0	0	0	0	0	0	5	0	0	.167
Mar 1	LIBERTY	*dh	3	0	2	1	0	0	0	0	0	0	0	0	1	0	0	0	0	0	.222
Mar 05	RUTGERS-1	*c	4	0	0	0	0	0	0	0	0	0	0	0	0	0	0	8	0	0	.194
Mar 05	RUTGERS-2	*c	3	1	2	0	1	0	2	0	0	0	0	0	0	0	0	4	0	0	.235
Mar 06	RUTGERS	ph	1	0	0	0	0	0	0	0	0	0	0	0	0	0	0	0	0	0	.229
Mar 09	at VCU	*c	3	1	1	1	0	0	1	2	0	0	0	0	0	0	0	7	1	0	.237
Mar 11	at West Virginia	*c	4	1	1	0	0	0	0	0	0	0	0	0	0	0	0	9	2	1	.238
Mar 12	at West Virginia-1	*dh	4	0	0	0	0	0	0	1	0	0	0	0	0	0	2	0	0	0	.217
Mar 12	at West Virginia	ph	1	0	1	1	0	0	0	0	0	0	0	0	0	0	0	0	0	0	.234
Mar 15	PRINCETON	*dh	2	1	1	1	0	0	0	1	1	0	1	0	0	0	0	0	0	0	.245
Mar 16	PRINCETON	*1b	5	0	1	0	0	0	0	0	0	0	0	0	0	0	0	7	0	0	.241
Mar 18	WESTERN KENTUCK	*c	3	0	1	0	0	0	0	0	0	0	0	1	0	0	1	10	0	0	.246
Mar 18	WESTERN KENTUCK	*1b	2	0	1	0	1	0	2	0	0	0	0	0	0	0	0	7	0	0	.254
Mar 19	WESTERN KENTUCK	ph/1b	1	1	1	3	0	1	0	1	0	0	0	0	1	0	0	3	1	0	.267
Mar 22	VMI	*1b	2	2	1	0	1	0	0	2	0	0	0	0	0	0	1	9	0	0	.274
Mar 23	VMI	*1b	5	0	1	1	0	0	0	0	0	0	0	0	0	0	2	12	0	1	.269
Mar 25	at RICE	*c	3	0	0	0	0	0	0	0	0	0	0	0	0	0	0	4	1	0	.257
Mar 26	at RICE	ph	1	0	0	0	0	0	0	0	0	0	0	0	0	0	0	0	0	0	.254
Mar 27	at RICE	*1b	4	0	1	0	0	0	0	0	0	0	0	0	0	0	0	9	0	0	.253
Mar 30	at Virginia	*c/1b	4	0	2	0	0	0	0	0	0	0	0	0	0	0	1	5	0	0	.266
Apr 1	FLORIDA ATLANTIC	*c/1b	4	1	2	4	1	0	0	1	0	0	0	0	1	0	8	1	1	1	.277
Apr 02	FLORIDA ATLANTIC	*1b	3	0	1	0	0	0	0	0	0	0	0	0	0	0	1	7	1	0	.279
Apr 03	FLORIDA ATLANTIC	*dh	3	0	0	0	0	0	0	0	0	0	0	0	0	0	1	0	0	0	.270
Apr 06	WILLIAM & MARY	*1b/c	4	0	0	0	0	0	0	0	0	0	0	0	0	0	0	9	0	0	.258
Totals		25gs	93	9	24	16	4	1	1	16	2	0	1	1	2	1	13	153	10	3	.258

On base pct. .366 • Slugging pct. .355

CAREER STATS

Year	avg	gp-gs	ab	r	h	2b	3b	hr	rbi	tb	slg%	bb	hbp	so	gdp	ob%	sf	sh	sb-att	po	a	e	fld%
2014	.304	26-11	46	2	14	1	0	0	7	15	.326	7	0	10	0	.396	0	1	0-0	49	5	1	.982
2015	.171	21-7	35	1	6	1	0	0	1	7	.200	5	0	7	1	.275	0	0	0-0	38	4	1	.977
2016	.258	29-25	93	9	24	4	1	1	16	33	.355	16	1	13	1	.366	2	1	2-2	153	10	3	.982
TOTAL	.253	76-43	174	12	44	6	1	1	24	55	.316	28	1	30	2	.356	2	2	2-2	240	19	5	.981



#15 ZACH RUTHERFORD • So. • INF • 6-2 • 180 • R/R • Chesapeake, Va. • Western Branch

PERSONAL: Son of Robbie and Kelly Rutherford ... One sister, Ashley ... Majoring in management ... Would like to own his own business ... 2013-14 National Honor Society secretary ... Favorite pro athlete: Mike Trout ... Favorite pro team: St. Louis Cardinals ... Dream Travel Spot: Cozumel, Mexico.

2015: Collegiate Baseball and Baseball America Freshman All-American ... C-USA All-Freshman squad ... Third on team in hitting at .317 ... Started 42 of 43 games played in (mostly at shortstop) ... Hit .355 in 27 C-USA games to lead team ... Four RBI in a game at nationally ranked FAU ... Committed only five errors ... Pitched in six games ... 13 multiple hit games ... Longest hitting streak was nine games.

MISCELLANEOUS

2016 Season Highs

At Bats	6 vs Manhattan
Runs	3 vs Princeton
Hits	3 three times
RBI	3 vs WKU
2B	1 three times
3B	1 two times
HR	1 vs Florida Atlantic
Walks	2 vs NC State
SB	2 vs Kent State
Putouts	4 two times
Assists	9 vs Rutgers

Career Highs

At Bats	6 vs Manhattan (2.26.2016)
Runs	3 two times
Hits	3 10 times
RBI	4 vs FAU (4.24.2015)
2B	2 two times
3B	1 three times
HR	1 vs FAU (4.2.2016)
Walks	2 three times
SB	2 vs Kent State (2.20.2016)
Putouts	5 three times
Assists	9 vs Rutgers (3.6.2016)

2016 GAME-BY-GAME STATS

**2016 ODU Baseball
Individual Game-by-Game for Old Dominion (as of Apr 07, 2016)**

#15 Zach Rutherford - 30 games (All games)

Date	Opponent	Pos	AB	R	H	RBI	2B	3B	HR	BB	SB	CS	HBP	SAC	SF	GDP	K	PO	A	E	Avg	
Feb 19	vs NC State	*SS	3	1	0	0	0	0	0	2	0	0	0	0	0	0	1	0	2	0	.000	
Feb 20	vs Kent State	*SS	4	1	0	0	0	0	0	0	2	0	0	0	0	0	0	3	2	0	.000	
Feb 21	vs Appalachian State	*SS	5	0	1	1	0	0	0	0	0	1	0	0	0	0	1	0	5	0	.083	
Feb 23	NORFOLK STATE	*SS	4	1	2	1	0	0	0	1	0	0	0	0	0	0	0	2	1	0	.188	
Feb 26	MANHATTAN	*SS	6	2	3	0	0	0	1	1	0	0	0	0	1	0	3	2	1	0	.273	
Feb 27	VIRGINIA TECH	*SS	3	0	0	0	0	0	0	0	0	0	0	0	0	0	0	3	4	0	.240	
Feb 28	DELAWARE	*SS	5	0	0	1	0	0	0	0	0	0	0	0	0	0	1	0	6	0	.200	
Mar 1	LIBERTY	*SS	3	1	2	0	1	0	0	1	0	0	0	0	0	0	0	1	3	1	.242	
Mar 05	RUTGERS-1	*SS	4	1	2	0	0	0	0	1	0	0	0	0	0	0	0	0	5	1	.270	
Mar 05	RUTGERS-2	*SS	5	0	0	0	0	0	0	0	0	0	0	0	0	0	3	2	4	1	.238	
Mar 06	RUTGERS	*SS	2	0	1	0	0	0	0	0	0	0	1	1	0	1	0	4	9	1	.250	
Mar 09	at VCU	*SS	4	0	2	1	1	0	0	0	0	0	0	1	0	0	1	1	3	1	.271	
Mar 11	at West Virginia	*SS	4	0	1	0	0	0	0	0	0	0	0	0	0	0	1	3	1	0	.269	
Mar 12	at West Virginia-1	*SS	2	1	1	0	0	0	0	0	0	0	2	1	0	0	0	2	4	0	.278	
Mar 12	at West Virginia	*SS	4	1	0	1	0	0	0	1	0	0	0	0	1	0	1	4	3	0	.259	
Mar 15	PRINCETON	*SS	3	0	2	0	0	0	0	1	1	0	0	0	0	0	0	1	7	0	.279	
Mar 16	PRINCETON	*SS	4	3	3	1	0	0	0	1	1	0	0	0	0	0	0	3	4	0	.308	
Mar 18	WESTERN KENTUCK	*SS	4	0	1	1	0	0	0	0	0	0	0	0	1	0	0	1	1	0	.304	
Mar 18	WESTERN KENTUCK	*SS	3	1	1	3	0	1	0	1	1	0	0	0	0	0	2	0	4	0	.306	
Mar 19	WESTERN KENTUCK	*SS	3	1	1	1	0	0	0	1	0	0	0	2	0	0	0	3	5	1	.307	
Mar 22	VMI	*SS	4	1	3	1	0	0	0	1	0	0	0	0	0	0	0	0	4	0	.329	
Mar 23	VMI	*SS	5	1	1	1	0	1	0	0	0	0	0	0	0	0	1	1	4	0	.321	
Mar 25	at RICE	*SS	4	0	0	0	0	0	0	0	0	0	0	0	0	0	2	3	2	0	.307	
Mar 26	at RICE	*SS	4	0	1	0	1	0	0	0	0	0	0	0	0	0	0	0	5	0	.304	
Mar 27	at RICE	*SS	4	0	0	1	0	0	0	0	0	0	0	0	0	0	2	1	7	0	.292	
Mar 30	at Virginia	*SS	5	1	0	0	0	0	0	0	0	0	0	0	0	0	3	0	2	0	.277	
Apr 1	FLORIDA ATLANTIC	*SS	4	1	1	0	0	0	0	0	0	0	1	0	0	0	1	4	2	0	.276	
Apr 02	FLORIDA ATLANTIC	*SS	4	1	1	1	0	0	1	0	0	0	0	0	0	0	1	0	5	0	.275	
Apr 03	FLORIDA ATLANTIC	*SS	4	0	1	0	0	0	0	0	0	0	0	0	0	0	0	1	0	4	.274	
Apr 06	WILLIAM & MARY	*SS	4	0	0	0	0	0	0	0	0	0	0	0	0	0	0	1	1	0	.265	
Totals			30gs	117	19	31	15	3	2	1	11	7	1	4	5	2	2	22	46	111	7	.265

On base pct. .343 • Slugging pct. .350

CAREER STATS

Year	avg	gp-gs	ab	r	h	2b	3b	hr	rbi	tb	slg%	bb	hbp	so	gdp	ob%	sf	sh	sb-att	po	a	e	fld%
2015	.317	43-42	164	30	52	13	1	0	18	67	.409	10	3	26	4	.367	0	6	4-4	75	103	5	.973
2016	.265	30-30	117	19	31	3	2	1	15	41	.350	11	4	22	2	.343	2	5	7-8	46	111	7	.957
TOTAL	.295	73-72	281	49	83	16	3	1	33	108	.384	21	7	48	6	.357	2	11	11-12	121	214	12	.965

Year	era	w-l	app	gs	cg	sho	sv	ip	h	r	er	bb	so	2b	3b	hr	bf	bavg	wp	hbp	bk	sfa	sha
2015	3.24	1-2	6	0	0	0/0	0	8.1	13	3	3	1	4	1	0	0	40	.371	0	2	0	0	2
TOTAL	3.24	1-2	6	0	0	0/0	0	8.1	13	3	3	1	4	1	0	0	40	.371	0	2	0	0	2



#16 THOMAS BUSBICE • Sr. • RHP • 6-1 • 205 • R/R • Papillion, Neb. • Iowa Western

PERSONAL: Son of Joe Busbice and Damarah Alexander ... Has one brother: Matt ... Majoring in criminal justice ... Interested in law enforcement or the Air Force ... Favorite pro athlete: Stephen Curry ... Favorite pro team: San Antonio Spurs ... Dream travel spot: Maui.

2015: Fanned five at Middle Tenn ... Saves vs. Rutgers and WKU ... Team best 25 appearances.

MISCELLANEOUS

2016 Season Highs

IP (S)	---
IP (R)	2.0 vs Rutgers
K	2 two times
BB	2 at West Virginia
NP	27 vs Florida Atlantic
H Allowed (S)	---
H Allowed (R)	3 two times
HR Allowed	1 vs Virginia
Runs Allowed (S)	---
Runs Allowed (R)	4 vs Virginia Tech
ER Allowed (S)	---
ER Allowed (R)	3 two times

2016 Breakdown

Opp. Avg.	.305
vs. Left	.294
vs. Right	.310
WHIP	1.61
K/IP	11/14.2

Career Highs

IP (S)	3.0 at W&M (4.14.15)
IP (R)	4.0 at MTSU (3.29.15)
K	5 at MTSU (3.29.15)
BB	4 three times
NP	74 vs Rice (3.21.15)
H Allowed (S)	5 at W&M (4.14.15)
H Allowed (R)	7 vs Rice (3.21.15)
HR Allowed	1 four times
Runs Allowed (S)	5 at W&M (4.14.15)
Runs Allowed (R)	4 two times
ER Allowed (S)	5 at W&M (4.14.15)
ER Allowed (R)	3 five times

2016 GAME-BY-GAME STATS

**2016 ODU Baseball
Individual Game-by-Game for Old Dominion (as of Apr 07, 2016)**

#16 Thomas Busbice - 3 games (All games)

Date	Opponent	Pos	AB	R	H	RBI	2B	3B	HR	BB	SB	CS	HBP	SAC	SF	GDP	K	PO	A	E	Avg	
Mar 05	RUTGERS-2	p	0	0	0	0	0	0	0	0	0	0	0	0	0	0	0	0	0	0	0	.000
Mar 15	PRINCETON	p	0	0	0	0	0	0	0	0	0	0	0	0	0	0	0	0	1	0	0	.000
Apr 03	FLORIDA ATLANTIC	p	0	0	0	0	0	0	0	0	0	0	0	0	0	0	0	0	1	0	0	.000
Totals		0gs	0	0	0	0	0	0	0	0	0	0	0	0	0	0	0	1	2	0	0	.000

On base pct. .000 • Slugging pct. .000

#16 Thomas Busbice - 14 appearances (All games)

Date	Opponent	GS	IP	H	R	ER	BB	SO	2B	3B	HR	WP	BK	HBP	IBB	Score	W-L	Sv	ERA	NP
Feb 23	NORFOLK STATE		1.0	1	0	0	0	0	1	0	0	0	0	0	0	5-3	0-0	0	0.00	21
Feb 27	VIRGINIA TECH		0.0	2	4	3	0	1	2	0	0	3	0	0	0	1-22	0-0	0	27.00	17
Mar 05	RUTGERS-2		2.0	0	0	0	0	1	0	0	0	0	0	0	0	7-4	1-0	0	9.00	21
Mar 09	at VCU		0.2	1	0	0	0	0	0	0	0	0	0	0	0	3-1	1-0	0	7.36	8
Mar 12	at West Virginia-1		1.2	2	0	0	0	1	0	0	0	1	0	0	0	5-4	1-0	0	5.06	24
Mar 12	at West Virginia		1.0	0	0	0	2	1	0	0	0	0	0	0	0	5-6	1-0	0	4.26	16
Mar 15	PRINCETON		1.1	3	2	2	0	1	0	0	0	0	0	0	0	7-6	1-0	0	5.87	17
Mar 19	WESTERN KENTUCK		0.1	2	2	2	0	0	0	0	0	0	0	0	0	12-8	1-0	0	7.88	4
Mar 22	VMI		1.0	1	1	1	1	0	0	0	0	0	0	1	0	8-2	1-0	0	8.00	21
Mar 26	at RICE		1.2	1	0	0	1	1	0	0	0	0	0	0	0	2-6	1-0	0	6.75	16
Mar 30	at Virginia		1.0	1	1	1	0	1	0	0	1	0	0	0	0	5-4	1-0	0	6.94	14
Apr 1	FLORIDA ATLANTIC		1.0	0	0	0	0	0	0	0	0	0	0	0	0	7-10	1-0	0	6.39	11
Apr 03	FLORIDA ATLANTIC		1.0	3	3	3	1	2	1	0	0	0	0	0	0	0-11	1-0	0	7.90	27
Apr 06	WILLIAM & MARY		1.0	1	0	0	0	2	0	0	0	0	0	0	0	7-1	1-0	0	7.36	15
Totals		0	14.2	18	13	12	5	11	4	0	1	4	0	1	0	74-88	1-0	0	7.36	-

CAREER STATS

Year	avg	gp-gs	ab	r	h	2b	3b	hr	rbi	tb	slg%	bb	hbp	so	gdp	ob%	sf	sh	sb-att	po	a	e	fld%
2015	.000	0-0	0	0	0	0	0	0	0	0	.000	0	0	0	0	.000	0	0	0-0	3	11	2	.875
2016	.000	0-0	0	0	0	0	0	0	0	0	.000	0	0	0	0	.000	0	0	0-0	1	2	0	1.000
TOTAL	.000	0-0	0	0	0	0	0	0	0	0	.000	0	0	0	0	.000	0	0	0-0	4	13	2	.895

Year	era	w-l	app	gs	cg	sho	sv	ip	h	r	er	bb	so	2b	3b	hr	bf	bavg	wp	hbp	bk	sfa	sha
2015	4.84	3-2	25	1	0	0/3	2	44.2	46	30	24	26	37	11	0	3	201	.279	12	3	0	3	4
2016	7.36	1-0	14	0	0	0/0	0	14.2	18	13	12	5	11	4	0	1	69	.305	4	1	0	1	3
TOTAL	5.46	4-2	39	1	0	0/3	2	59.1	64	43	36	31	48	15	0	4	270	.286	16	4	0	4	7



#17 CULVER LAMB • So. • RHP • 6-3 • 195 • R/R • Virginia Beach, Va. • Chipola College

PRIOR TO OLD DOMINION: Member of the Chipola College baseball program that went 40-12 and won the Panhandle Conference Championship in 2015 ... Played first base and was a right-handed pitcher ... Named Second Team All-Panhandle Conference as a pitcher and earned Academic All-Conference honors ... Registered a 3.36 ERA in 67 innings pitched and 65 strikeouts ... Also hit .250 overall and .450 in the conference ... Earned First Team All-Region honors as a pitcher and third baseman and Second Team All-State as a pitcher at Tallwood High School.

MISCELLANEOUS

2016 Season Highs

IP (S)	---
IP (R)	3.2 vs Kent State
K	5 vs Kent State
BB	2 vs Princeton
NP	53 two times
H Allowed (S)	---
H Allowed (R)	4 vs WKU
HR Allowed	1 vs Delaware
Runs Allowed (S)	---
Runs Allowed (R)	3 vs WKU
ER Allowed (S)	---
ER Allowed (R)	2 five times

2016 Breakdown

Opp. Avg.	.261
vs. Left	.258
vs. Right	.262
WHIP	1.34
K/IP	22/23.1

Career Highs

IP (S)	---
IP (R)	3.2 vs Kent State (2.20.16)
K	5 vs Kent State (2.20.16)
BB	2 vs Princeton (3.15.16)
NP	53 two times
H Allowed (S)	---
H Allowed (R)	4 vs WKU (3.19.16)
HR Allowed	1 vs Delaware (2.28.16)
Runs Allowed (S)	---
Runs Allowed (R)	3 vs WKU (3.19.16)
ER Allowed (S)	---
ER Allowed (R)	2 five times

2016 GAME-BY-GAME STATS

**2016 ODU Baseball
Individual Game-by-Game for Old Dominion (as of Apr 07, 2016)**

#17 Culver Lamb - 7 games (All games)

Date	Opponent	Pos	AB	R	H	RBI	2B	3B	HR	BB	SB	CS	HBP	SAC	SF	GDP	K	PO	A	E	Avg
Feb 28	DELAWARE	p	0	0	0	0	0	0	0	0	0	0	0	0	0	0	0	0	1	0	.000
Mar 11	at West Virginia	p	0	0	0	0	0	0	0	0	0	0	0	0	0	0	0	0	0	1	.000
Mar 12	at West Virginia-1	p	0	0	0	0	0	0	0	0	0	0	0	0	0	0	0	0	1	0	.000
Mar 15	PRINCETON	p	0	0	0	0	0	0	0	0	0	0	0	0	0	0	0	0	0	1	.000
Mar 25	at RICE	p	0	0	0	0	0	0	0	0	0	0	0	0	0	0	0	1	1	0	.000
Mar 30	at Virginia	p	0	0	0	0	0	0	0	0	0	0	0	0	0	0	0	1	1	0	.000
Apr 1	FLORIDA ATLANTIC	p	0	0	0	0	0	0	0	0	0	0	0	0	0	0	0	0	1	1	.000
Totals		Ogs	0	0	0	0	0	0	0	0	0	0	0	0	0	0	0	2	5	3	.000

On base pct. .000 • Slugging pct. .000


#17 Culver Lamb - 14 appearances (All games)

Date	Opponent	GS	IP	H	R	ER	BB	SO	2B	3B	HR	WP	BK	HBP	IBB	Score	W-L	Sv	ERA	NP
Feb 20	vs Kent State		3.2	3	0	0	1	5	0	0	0	0	0	0	0	2-0	0-0	0	0.00	53
Feb 28	DELAWARE		3.1	3	2	2	0	4	0	0	1	0	0	0	0	10-4	1-0	0	2.57	53
Mar 05	RUTGERS-2		3.0	3	0	0	0	1	0	0	0	0	0	0	0	7-4	1-0	1	1.80	51
Mar 11	at West Virginia		1.0	1	2	0	0	1	1	0	0	0	0	0	0	3-4	1-1	1	1.64	17
Mar 12	at West Virginia-1		1.2	0	0	0	1	1	0	0	0	0	0	0	0	5-4	1-1	1	1.42	25
Mar 15	PRINCETON		1.2	2	2	2	2	3	1	0	0	0	0	0	0	7-6	2-1	1	2.51	30
Mar 18	WESTERN KENTUCK		1.0	1	0	0	0	1	1	0	0	0	0	0	0	8-3	2-1	1	2.35	11
Mar 18	WESTERN KENTUCK		1.0	1	0	0	0	1	0	0	0	0	0	1	0	4-2	2-1	1	2.20	16
Mar 19	WESTERN KENTUCK		0.2	4	3	2	0	0	0	0	0	0	0	0	0	12-8	2-1	1	3.18	20
Mar 25	at RICE		2.0	2	1	1	1	2	0	0	0	0	1	0	1	1-3	2-1	1	3.32	34
Mar 30	at Virginia		1.1	0	0	0	0	1	0	0	0	0	0	0	0	5-4	2-1	1	3.10	12
Apr 1	FLORIDA ATLANTIC		1.1	2	2	2	1	0	0	0	0	0	0	0	0	7-10	2-2	1	3.74	24
Apr 03	FLORIDA ATLANTIC		0.2	2	2	2	0	1	1	0	0	0	1	0	0	0-11	2-2	1	4.43	20
Apr 06	WILLIAM & MARY		1.0	0	0	0	0	1	0	0	0	0	0	0	0	7-1	2-2	1	4.24	6
Totals		0	23.1	24	14	11	6	22	4	0	1	0	0	3	0	78-64	2-2	1	4.24	-

CAREER STATS

Year	avg	gp-gs	ab	r	h	2b	3b	hr	rbi	tb	slg%	bb	hbp	so	gdp	ob%	sf	sh	sb-att	po	a	e	fld%
2016	.000	0-0	0	0	0	0	0	0	0	0	.000	0	0	0	0	.000	0	0	0-0	2	5	3	.700
TOTAL	.000	0-0	0	0	0	0	0	0	0	0	.000	0	0	0	0	.000	0	0	0-0	2	5	3	.700

Year	era	w-l	app	gs	cg	sho	sv	ip	h	r	er	bb	so	2b	3b	hr	bf	bavg	wp	hbp	bk	sfa	sha
2016	4.24	2-2	14	0	0	0/1	1	23.1	24	14	11	6	22	4	0	1	103	.261	0	3	0	0	2
TOTAL	4.24	2-2	14	0	0	0/1	1	23.1	24	14	11	6	22	4	0	1	103	.261	0	3	0	0	2



#18 GRAYSON BAILEY • R Sr. • LHP • 6-1 • 210 • L/L • Virginia Beach, Va. • Lee University

PRIOR TO OLD DOMINION: Member of the Lee University baseball team ... Led the team to two NCAA World Series Runner-Up titles in 2014 and 2015 ... In 2014, recorded a 2.05 ERA and one save in 26.1 innings pitched ... Also notched 18 hits and a .202 batting average ... In 2015, went 3-2 in 35.2 innings with a 3.28 ERA ... Was named an Academic All-American twice ... Attended Frank W. Cox High School and was a First Team All-Beach, First Team All-Region, First Team All-Hampton Roads, Honorable Mention All-State and led the team to the regional semifinals ... Played with the Peninsula Pilots in the Coastal Plains League and helped the team win two CPL Championships (2013 & 2014).

MISCELLANEOUS

2016 Season Highs

IP (S)	---
IP (R)	2.0 two times
K	3 vs VMI
BB	3 vs Virginia Tech
NP	42 vs VMI
H Allowed (S)	---
H Allowed (R)	2 three times
HR Allowed	---
Runs Allowed (S)	---
Runs Allowed (R)	3 vs Virginia Tech
ER Allowed (S)	---
ER Allowed (R)	2 vs Virginia Tech

2016 Breakdown

Opp. Avg.	.208
vs. Left	.133
vs. Right	.242
WHIP	1.32
K/IP	9/14.2

Career Highs

IP (S)	---
IP (R)	2.0 three times
K	3 vs VMI (3.22.16)
BB	3 vs Va. Tech (2.27.16)
NP	42 vs VMI (3.22.16)
H Allowed (S)	---
H Allowed (R)	2 two times
HR Allowed	---
Runs Allowed (S)	---
Runs Allowed (R)	3 vs Va. Tech (2.27.16)
ER Allowed (S)	---
ER Allowed (R)	2 vs Va. Tech (2.27.16)

2016 GAME-BY-GAME STATS

**2016 ODU Baseball
Individual Game-by-Game for Old Dominion (as of Apr 07, 2016)**

#18 Grayson Bailey - 2 games (All games)

Date	Opponent	Pos	AB	R	H	RBI	2B	3B	HR	BB	SB	CS	HBP	SAC	SF	GDP	K	PO	A	E	Avg
Mar 12	at West Virginia	p	0	0	0	0	0	0	0	0	0	0	0	0	0	0	0	0	2	0	.000
Mar 19	WESTERN KENTUCK	p	0	0	0	0	0	0	0	0	0	0	0	0	0	0	0	0	1	0	.000
Totals		Ogs	0	0	0	0	0	0	0	0	0	0	0	0	0	0	0	0	3	0	.000

On base pct. .000 • Slugging pct. .000

#18 Grayson Bailey - 13 appearances (All games)

Date	Opponent	GS	IP	H	R	ER	BB	SO	2B	3B	HR	WP	BK	HBP	IBB	Score	W-L	Sv	ERA	NP
Feb 23	NORFOLK STATE		2.0	2	1	1	0	0	0	0	0	0	0	0	0	5-3	0-0	0	4.50	38
Feb 27	VIRGINIA TECH		0.1	2	3	2	3	1	0	0	0	1	0	0	0	1-22	0-0	0	11.57	29
Mar 09	at VCU		1.0	1	0	0	0	0	0	0	0	0	0	0	0	3-1	0-0	0	8.10	19
Mar 12	at West Virginia		1.1	0	0	0	1	0	0	0	0	0	0	0	0	5-6	0-0	0	5.79	19
Mar 15	PRINCETON		1.0	0	0	0	0	1	0	0	0	0	0	0	0	7-6	0-0	1	4.76	16
Mar 16	PRINCETON		1.0	0	0	0	1	1	0	0	0	1	0	0	0	10-4	0-0	1	4.05	22
Mar 18	WESTERN KENTUCK		1.0	0	0	0	0	1	0	0	0	0	0	0	0	4-2	1-0	1	3.52	9
Mar 19	WESTERN KENTUCK		0.2	0	0	0	1	0	0	0	0	1	0	0	0	12-8	1-0	1	3.24	6
Mar 22	VMI		2.0	1	0	0	1	3	0	0	0	0	0	1	0	8-2	1-0	1	2.61	42
Mar 26	at RICE		1.2	1	1	1	1	0	0	0	0	2	0	0	0	2-6	1-0	1	3.00	25
Mar 30	at Virginia		1.0	2	1	1	0	0	0	0	0	0	0	0	0	5-4	2-0	1	3.46	10
Apr 1	FLORIDA ATLANTIC		0.2	1	1	0	0	1	1	0	0	1	0	0	0	7-10	2-0	1	3.29	17
Apr 06	WILLIAM & MARY		1.0	0	0	0	0	1	0	0	0	0	0	0	0	7-1	2-0	1	3.07	14
Totals		0	14.2	10	7	5	8	9	1	0	0	6	0	1	0	76-75	2-0	1	3.07	-

CAREER STATS

Year	avg	gp-gs	ab	r	h	2b	3b	hr	rbi	tb	slg%	bb	hbp	so	gdp	ob%	sf	sh	sb-att	po	a	e	fld%
2016	.000	0-0	0	0	0	0	0	0	0	0	.000	0	0	0	0	.000	0	0	0-0	0	3	0	1.000
TOTAL	.000	0-0	0	0	0	0	0	0	0	0	.000	0	0	0	0	.000	0	0	0-0	0	3	0	1.000

Year	era	w-l	app	gs	cq	sho	sv	ip	h	r	er	bb	so	2b	3b	hr	bf	bavg	wp	hbp	bk	sfa	sha
2016	3.07	2-0	13	0	0	0/0	1	14.2	10	7	5	8	9	1	0	0	61	.208	6	1	0	1	3
TOTAL	3.07	2-0	13	0	0	0/0	1	14.2	10	7	5	8	9	1	0	0	61	.208	6	1	0	1	3



#19 DARIUS GILLUS • RFr. • INF • 5-11 • 205 • R/R • Chesterfield, Va. • L.C. Bird

PERSONAL: Son of Quinton and Gail Gillus ... Has two sisters: Jasmine and LaTisha ... Majoring in criminal justice ... Interested in the CIA ... Favorite pro athlete: Bo Jackson ... Favorite pro team: New York Yankees ... Favorite Food: Pizza ... Dream Travel Spot: Spain.

2015: Did not play.

MISCELLANEOUS

2016 Season Highs

At Bats	2 at West Virginia
Runs	---
Hits	1 vs WKU
RBI	1 vs WKU
2B	---
3B	---
HR	---
Walks	1 vs Manhattan
SB	---
Putouts	6 at West Virginia
Assists	1 vs Virginia Tech

Career Highs

At Bats	2 at West Virginia (3.12.2016)
Runs	---
Hits	1 vs WKU (3.19.2016)
RBI	1 vs WKU (3.19.2016)
2B	---
3B	---
HR	---
Walks	1 vs Manhattan (2.26.2016)
SB	---
Putouts	6 at West Virginia (3.12.2016)
Assists	1 vs Virginia Tech (2.27.2016)

2016 GAME-BY-GAME STATS

**2016 ODU Baseball
Individual Game-by-Game for Old Dominion (as of Apr 07, 2016)**

#19 Darius Gillus - 9 games (All games)

Date	Opponent	Pos	AB	R	H	RBI	2B	3B	HR	BB	SB	CS	HBP	SAC	SF	GDP	K	PO	A	E	Avg	
Feb 26	MANHATTAN	ph	0	0	0	0	0	0	0	1	0	0	0	0	0	0	0	0	0	0	0	.000
Feb 27	VIRGINIA TECH	1b	1	0	0	0	0	0	0	0	0	0	0	0	0	0	1	2	1	0	0	.000
Mar 1	LIBERTY	1b	0	0	0	0	0	0	0	0	0	0	0	0	0	0	0	0	1	0	0	.000
Mar 05	RUTGERS-1	ph	1	0	0	1	0	0	0	0	0	0	0	0	0	0	0	0	0	0	0	.000
Mar 12	at West Virginia-1	ph	1	0	0	0	0	0	0	0	0	0	0	0	0	0	0	0	0	0	0	.000
Mar 12	at West Virginia	1b	2	0	0	0	0	0	0	0	0	0	0	0	0	0	2	6	0	0	0	.000
Mar 19	WESTERN KENTUCK	ph	1	0	1	1	0	0	0	0	0	0	0	0	0	0	0	0	0	0	0	.167
Mar 22	VMI	pr/1b	0	0	0	0	0	0	0	0	0	0	0	0	0	0	0	0	2	0	0	.167
Apr 1	FLORIDA ATLANTIC	1b	0	0	0	0	0	0	0	0	0	0	0	0	0	0	0	1	0	0	0	.167
Totals		0gs	6	0	1	2	0	0	0	1	0	0	0	0	0	0	3	12	1	0	0	.167

On base pct. .286 • Slugging pct. .167

CAREER STATS

Year	avg	gp-gs	ab	r	h	2b	3b	hr	rbi	tb	slg%	bb	hbp	so	gdp	ob%	sf	sh	sb-att	po	a	e	fld%
2016	.167	9-0	6	0	1	0	0	0	2	1	.167	1	0	3	0	.286	0	0	0-0	12	1	0	1.000
TOTAL	.167	9-0	6	0	1	0	0	0	2	1	.167	1	0	3	0	.286	0	0	0-0	12	1	0	1.000



#20 BRYCE WINDHAM • Fr. • INF • 6-0 • 170 • L/R • Monroe, Mich. • Saint Mary Catholic Central

PRIOR TO OLD DOMINION: Played baseball, basketball and football at St. Mary Catholic Central ... Baseball team went 34-7 in 2014-15 and made it to the state quarterfinals ... Earned All-State honors for three years ... Helped lead the team to three league championships and two regional appearances ... Participated in the Michigan All-Star game ... Batted above .300 every year, with a high of .495 as a senior ... In basketball, played point guard and graduated as the all-time assist leader and the second all-time leading scorer ... Earned All-State honors and was asked to play in the Michigan All-Star game ... In football, played quarterback and helped lead the team to a League and State Championship in 2014 and was named to the All-State team ... Also set the school record for passing yards.

MISCELLANEOUS

2016 Season Highs

At Bats	2 vs William & Mary
Runs	1 three times
Hits	---
RBI	---
2B	---
3B	---
HR	---
Walks	1 vs App. State
SB	---
Putouts	---
Assists	2 two times

Career Highs

At Bats	vs W&M (4.4.2016)
Runs	1 three times
Hits	---
RBI	---
2B	---
3B	---
HR	---
Walks	1 vs App. State (2.21.2016)
SB	---
Putouts	---
Assists	2 two times

2016 GAME-BY-GAME STATS

**2016 ODU Baseball
Individual Game-by-Game for Old Dominion (as of Apr 07, 2016)**

#20 Bryce Windham - 11 games (All games)

Date	Opponent	Pos	AB	R	H	RBI	2B	3B	HR	BB	SB	CS	HBP	SAC	SF	GDP	K	PO	A	E	Avg
Feb 21	vs Appalachian State	2b	0	1	0	0	0	0	0	1	0	0	0	0	0	0	0	0	1	1	.000
Feb 27	VIRGINIA TECH	ph	1	0	0	0	0	0	0	0	0	0	0	0	0	0	0	0	0	0	.000
Mar 1	LIBERTY	pr	0	0	0	0	0	0	0	0	0	0	0	0	0	0	0	0	0	0	.000
Mar 09	at VCU	ph	0	0	0	0	0	0	0	0	0	0	0	1	0	0	0	0	0	0	.000
Mar 12	at West Virginia-1	pr	0	0	0	0	0	0	0	0	0	0	0	0	0	0	0	0	0	0	.000
Mar 12	at West Virginia	pr	0	1	0	0	0	0	0	0	0	0	0	0	0	0	0	0	0	0	.000
Mar 15	PRINCETON	pr	0	1	0	0	0	0	0	0	0	0	0	0	0	0	0	0	0	0	.000
Mar 18	WESTERN KENTUCK	pr	0	0	0	0	0	0	0	0	0	0	0	0	0	0	0	0	0	0	.000
Mar 22	VMI	2b	1	0	0	0	0	0	0	0	0	0	0	0	0	0	1	0	2	0	.000
Mar 27	at RICE	pr	0	0	0	0	0	0	0	0	0	0	0	0	0	0	0	0	0	0	.000
Apr 06	WILLIAM & MARY	2b	2	0	0	0	0	0	0	0	0	0	0	0	0	0	1	0	2	0	.000
Totals		0gs	4	3	0	0	0	0	0	1	0	0	0	1	0	0	2	0	5	1	.000

On base pct. .200 • Slugging pct. .000

CAREER STATS

Year	avg	gp-gs	ab	r	h	2b	3b	hr	rbi	tb	slg%	bb	hbp	so	gdp	ob%	sf	sh	sb-att	po	a	e	fld%
2016	.000	11-0	4	3	0	0	0	0	0	0	.000	1	0	2	0	.200	0	1	0-0	0	5	1	.833
TOTAL	.000	11-0	4	3	0	0	0	0	0	0	.000	1	0	2	0	.200	0	1	0-0	0	5	1	.833



#21 MORGAN MAGUIRE • Fr. • RHP • 6-2 • 205 • L/R • Rumson, N.J. • Rumson-Fair Haven Regional

PRIOR TO OLD DOMINION: Played at Rumson Fair-Haven High School and was selected as a two-time All-Shore Conference member and First Team All-State, along with a three-time All-Division selection ... Was named the 2014 A-Central Division Hitter of the year and 2015 A-Central Division Pitcher of the Year ... Asked to play in the Shore Conference All-Star game ... For his career, he registered 77 hits, five home runs and 53 RBI, while notching an ERA of 0.97 and a 12-4 record on the mound ... Played summer baseball for Coach Rob Maida and the 9ers Baseball Club out of N.J. with fellow teammate Will Morgan ... Also played basketball and helped the team win a conference championship and was a member of the All-Division team.

MISCELLANEOUS

2016 Season Highs

IP (S)	---
IP (R)	2.2 vs Virginia Tech
K	3 vs West Virginia
BB	1 four times
NP	29 vs Virginia Tech
H Allowed (S)	---
H Allowed (R)	4 at Rice
HR Allowed	1 two times
Runs Allowed (S)	---
Runs Allowed (R)	4 at Rice
ER Allowed (S)	---
ER Allowed (R)	4 at Rice

2016 Breakdown

Opp. Avg.	.246
vs. Left	.209
vs. Right	.318
WHIP	1.15
K/IP	16/17.1

Career Highs

IP (S)	---
IP (R)	2.2 vs Va. Tech (2.27.16)
K	3 at W.Va. (3.11.16)
BB	1 four times
NP	29 vs Va. Tech (2.27.16)
H Allowed (S)	---
H Allowed (R)	4 at Rice (3.27.16)
HR Allowed	1 two times
Runs Allowed (S)	---
Runs Allowed (R)	4 at Rice (3.27.16)
ER Allowed (S)	---
ER Allowed (R)	4 at Rice (3.27.16)

2016 GAME-BY-GAME STATS

**2016 ODU Baseball
Individual Game-by-Game for Old Dominion (as of Apr 07, 2016)**

#21 Morgan Maguire - 4 games (All games)

Date	Opponent	Pos	AB	R	H	RBI	2B	3B	HR	BB	SB	CS	HBP	SAC	SF	GDP	K	PO	A	E	Avg
Mar 05	RUTGERS-1	p	0	0	0	0	0	0	0	0	0	0	0	0	0	0	0	0	1	0	.000
Mar 11	at West Virginia	p	0	0	0	0	0	0	0	0	0	0	0	0	0	0	0	0	0	1	.000
Mar 12	at West Virginia-1	p	0	0	0	0	0	0	0	0	0	0	0	0	0	0	0	0	0	1	.000
Mar 27	at RICE	p	0	0	0	0	0	0	0	0	0	0	0	0	0	0	0	0	2	0	.000
Totals		Ogs	0	0	0	0	0	0	0	0	0	0	0	0	0	0	0	0	3	2	.000

On base pct. .000 • Slugging pct. .000

#21 Morgan Maguire - 15 appearances (All games)

Date	Opponent	GS	IP	H	R	ER	BB	SO	2B	3B	HR	WP	BK	HBP	IBB	Score	W-L	Sv	ERA	NP
Feb 21	vs Appalachian State		1.0	1	1	0	0	2	0	0	0	1	0	0	0	12-3	0-0	0	0.00	15
Feb 26	MANHATTAN		1.0	1	1	1	0	2	1	0	0	2	0	0	0	6-5	0-0	0	4.50	15
Feb 27	VIRGINIA TECH		2.2	3	3	3	0	0	0	0	1	0	0	1	0	1-22	0-0	0	7.71	29
Mar 05	RUTGERS-1		1.0	1	1	1	0	2	1	0	0	0	1	1	0	4-2	1-0	0	7.94	16
Mar 06	RUTGERS		0.1	0	1	1	1	0	0	0	0	0	0	0	0	2-5	1-0	0	9.00	8
Mar 09	at VCU		0.2	0	0	0	0	1	0	0	0	0	0	0	0	3-1	1-0	0	8.10	7
Mar 11	at West Virginia		1.2	2	0	0	0	3	0	0	0	0	0	1	0	3-4	1-0	0	6.48	25
Mar 12	at West Virginia-1		1.0	1	0	0	0	1	0	0	0	0	0	0	0	5-4	1-0	1	5.79	12
Mar 16	PRINCETON		1.0	1	0	0	0	1	0	0	0	0	0	0	0	10-4	1-0	1	5.23	15
Mar 18	WESTERN KENTUCK		1.0	1	0	0	0	1	0	0	0	0	0	0	0	8-3	1-0	1	4.76	18
Mar 18	WESTERN KENTUCK		1.0	0	0	0	0	1	0	0	0	0	0	0	0	4-2	1-0	1	4.38	11
Mar 23	VMI		1.0	0	0	0	0	1	0	0	0	0	0	0	0	6-5	1-0	1	4.05	6
Mar 27	at RICE		1.0	4	4	4	1	0	3	0	1	0	0	0	0	2-8	1-0	1	6.28	19
Mar 30	at Virginia		1.0	1	0	0	1	0	0	0	0	1	0	0	0	5-4	1-0	1	5.87	18
Apr 02	FLORIDA ATLANTIC		2.0	0	0	0	1	1	0	0	0	0	0	0	0	1-3	1-0	1	5.19	23
Totals		0	17.1	16	11	10	4	16	5	0	2	4	1	3	0	72-75	1-0	1	5.19	-

CAREER STATS

Year	avg	gp-gs	ab	r	h	2b	3b	hr	rbi	tb	slg%	bb	hbp	so	gdp	ob%	sf	sh	sb-att	po	a	e	fld%
2016	.000	0-0	0	0	0	0	0	0	0	0	.000	0	0	0	0	.000	0	0	0-0	0	3	2	.600
TOTAL	.000	0-0	0	0	0	0	0	0	0	0	.000	0	0	0	0	.000	0	0	0-0	0	3	2	.600

Year	era	w-l	app	gs	cg	sho	sv	ip	h	r	er	bb	so	2b	3b	hr	bf	bavg	wp	hbp	bk	sfa	sha
2016	5.19	1-0	15	0	0	0/0	1	17.1	16	11	10	4	16	5	0	2	75	.246	4	3	1	0	2
TOTAL	5.19	1-0	15	0	0	0/0	1	17.1	16	11	10	4	16	5	0	2	75	.246	4	3	1	0	2



#22 NICK LUSTRINO • Rsr. • INF • 6-0 • 185 • L/R • Spring Lake, N.J. • Manasquan

PERSONAL: Son of Loujis and Cynthia Lustrino ... Has two sisters: Kayce and Lindsey ... Plans to major in biology ... Interested in the physical therapy field ... Favorite pro athlete: Dustin Pedroia ... Favorite pro team: Boston Red Sox.

2015: 34 starts in 38 games at second and third base ... 2 RBI in a game vs. Rutgers, at ECU and at Virginia ... Homered at ECU.

MISCELLANEOUS

2016 Season Highs

At Bats	6 vs Manhattan
Runs	2 three times
Hits	2 seven times
RBI	1 nine times
2B	1 two times
3B	---
HR	---
Walks	3 at West Virginia
SB	1 three times
Putouts	3 vs Virginia
Assists	4 two times

Career Highs

At Bats	6 vs Manhattan (2.26.2016)
Runs	2 five times
Hits	2 13 times
RBI	2 three times
2B	1 seven times
3B	---
HR	1 at ECU (3.4.2015)
Walks	3 at West Virginia (3.12.2016)
SB	1 four times
Putouts	3 four times
Assists	6 vs VMI (3.17.2015)

2016 GAME-BY-GAME STATS

**2016 ODU Baseball
Individual Game-by-Game for Old Dominion (as of Apr 07, 2016)**

#22 Nick Lustrino - 30 games (All games)

Date	Opponent	Pos	AB	R	H	RBI	2B	3B	HR	BB	SB	CS	HBP	SAC	SF	GDP	K	PO	A	E	Avg
Feb 19	vs NC State	*3b	4	0	2	1	1	0	0	1	0	0	0	0	0	0	0	2	3	0	.375
Feb 20	vs Kent State	*3b	4	0	1	0	0	0	0	0	0	1	0	0	0	0	0	2	3	0	.273
Feb 21	vs Appalachian State	*3b	3	0	0	0	0	0	0	1	0	0	0	0	0	0	0	1	2	0	.231
Feb 23	NORFOLK STATE	*3b	2	0	0	0	0	0	0	2	1	0	0	0	0	0	0	1	3	0	.263
Feb 26	MANHATTAN	*3b	6	1	2	1	0	0	0	0	0	0	0	0	0	0	0	1	1	1	.227
Feb 27	VIRGINIA TECH	*3b	3	0	0	0	0	0	0	0	0	0	0	0	0	0	0	0	2	0	.231
Feb 28	DELAWARE	*3b	4	1	1	0	0	0	0	1	0	0	0	0	0	1	0	1	1	0	.207
Mar 1	LIBERTY	*3b	3	0	0	0	0	0	0	1	0	0	0	0	0	0	1	0	0	0	.219
Mar 05	RUTGERS-1	*3b	3	1	1	1	1	0	0	1	0	0	0	0	0	0	1	1	1	0	.250
Mar 05	RUTGERS-2	*3b	4	1	2	1	0	0	0	0	0	0	1	0	0	0	0	0	1	1	.263
Mar 06	RUTGERS	*3b	2	0	1	0	0	0	0	0	0	0	0	0	0	0	0	1	1	0	.286
Mar 09	at VCU	*3b	4	0	2	0	0	0	0	0	0	0	0	0	0	0	1	1	0	0	.283
Mar 11	at West Virginia	*3b	4	0	1	1	0	0	0	0	0	0	0	0	0	0	0	0	2	1	.306
Mar 12	at West Virginia-1	*3b	3	1	2	0	0	0	0	1	0	0	0	1	0	0	1	0	4	0	.288
Mar 12	at West Virginia	*3b	3	1	0	1	0	0	0	3	0	0	0	0	0	0	0	0	1	1	.273
Mar 15	PRINCETON	*3b	3	0	0	1	0	0	0	1	0	1	0	0	0	0	0	0	1	1	.263
Mar 16	PRINCETON	*3b	2	1	0	0	0	0	0	2	0	0	1	0	0	1	0	0	1	0	.262
Mar 18	WESTERN KENTUCK	*3b	4	2	1	0	0	0	0	0	0	0	0	0	0	1	0	1	4	0	.246
Mar 18	WESTERN KENTUCK	*3b	4	0	0	0	0	0	0	0	0	0	0	0	0	0	0	0	0	0	.260
Mar 19	WESTERN KENTUCK	*3b	4	2	1	1	0	0	0	1	0	0	0	0	0	0	1	0	3	1	.263
Mar 22	VMI	*3b	4	0	2	0	0	0	0	1	1	0	0	0	0	0	0	1	0	0	.256
Mar 23	VMI	*3b	3	1	1	0	0	0	0	0	0	0	0	1	0	0	0	0	0	0	.247
Mar 25	at RICE	*3b	2	0	0	0	0	0	0	1	0	0	0	0	0	0	0	1	2	0	.247
Mar 26	at RICE	*3b	3	0	0	1	0	0	0	1	0	0	0	0	0	0	1	1	2	0	.247
Mar 27	at RICE	*3b	4	1	1	0	0	0	0	0	0	0	0	0	0	0	0	1	2	0	.250
Mar 30	at Virginia	*3b	3	2	1	0	0	0	0	0	0	0	1	0	0	0	0	3	1	0	.258
Apr 1	FLORIDA ATLANTIC	*3b	5	0	2	0	0	0	0	0	0	0	0	0	0	0	1	0	0	0	.250
Apr 02	FLORIDA ATLANTIC	*3b	3	0	0	0	0	0	0	0	0	0	0	0	0	0	0	0	1	0	.247
Apr 03	FLORIDA ATLANTIC	*3b	1	0	0	0	0	0	0	0	0	0	0	0	0	0	0	0	2	0	.248
Apr 06	WILLIAM & MARY	*3b	4	1	1	0	0	0	0	0	0	0	0	0	0	0	0	0	1	0	.248
Totals			28gs	101	16	25	9	2	0	17	3	2	3	2	0	3	7	17	44	6	

On base pct. .372 • Slugging pct. .267

CAREER STATS

Year	avg	gp-gs	ab	r	h	2b	3b	hr	rbi	tb	slg%	bb	hbp	so	gdp	ob%	sf	sh	sb-att	po	a	e	fld%
2015	.228	38-24	92	12	21	5	0	1	12	29	.315	15	3	12	1	.355	0	5	1-1	20	56	4	.950
2016	.248	30-28	101	16	25	2	0	0	9	27	.267	17	3	7	3	.372	0	2	3-5	17	44	6	.910
TOTAL	.238	68-52	193	28	46	7	0	1	21	56	.290	32	6	19	4	.364	0	7	4-6	37	100	10	.932



#23 CORY ALEXANDER II • Fr. • OF • 6-0 • 170 • R/R • Goochland, Va. • Goochland

PRIOR TO OLD DOMINION: Played on the Goochland High School baseball team where he was a member of the varsity squad all four years ... Set the stolen base record with 35 ... Named First Team All-State, First Team All-District, First Team All-Region and First Team All-Conference as a junior ... Repeated as First Team All-District and State as a senior ... Helped lead the team to the James River District Championship three times (2013, 2014, 2015) and the Quad Rivers Conference-34 Championship in 2015.

MISCELLANEOUS

2016 Season Highs

At Bats	1 vs Virginia Tech
Runs	1 four times
Hits	---
RBI	---
2B	---
3B	---
HR	---
Walks	---
SB	---
Putouts	---
Assists	---

Career Highs

At Bats	1 vs Va. Tech (2.27.2016)
Runs	1 three times
Hits	---
RBI	---
2B	---
3B	---
HR	---
Walks	---
SB	---
Putouts	---
Assists	---

2016 GAME-BY-GAME STATS

**2016 ODU Baseball
Individual Game-by-Game for Old Dominion (as of Apr 07, 2016)**

#23 Cory Alexander - 7 games (All games)

Date	Opponent	Pos	AB	R	H	RBI	2B	3B	HR	BB	SB	CS	HBP	SAC	SF	GDP	K	PO	A	E	Avg	
Feb 20	vs Kent State	pr	0	0	0	0	0	0	0	0	0	0	0	0	0	0	0	0	0	0	0	.000
Feb 21	vs Appalachian State	pr	0	0	0	0	0	0	0	0	0	0	0	0	0	0	0	0	0	0	0	.000
Feb 26	MANHATTAN	pr	0	1	0	0	0	0	0	0	0	0	0	0	0	0	0	0	0	0	0	.000
Feb 27	VIRGINIA TECH	of	1	0	0	0	0	0	0	0	0	0	0	0	0	0	1	0	0	0	0	.000
Mar 1	LIBERTY	pr/dh	0	1	0	0	0	0	0	0	0	0	0	0	0	0	0	0	0	0	0	.000
Mar 05	RUTGERS-1	pr	0	1	0	0	0	0	0	0	0	0	0	0	0	0	0	0	0	0	0	.000
Apr 1	FLORIDA ATLANTIC	pr	0	1	0	0	0	0	0	0	0	0	0	0	0	0	0	0	0	0	0	.000
Totals		Ogs	1	4	0	0	0	0	0	0	0	0	0	0	0	0	1	0	0	0	0	.000

On base pct. .000 • Slugging pct. .000

CAREER STATS

Year	avg	gp-gs	ab	r	h	2b	3b	hr	rbi	tb	slg%	bb	hbp	so	gdp	ob%	sf	sh	sb-att	po	a	e	fld%
2016	.000	7-0	1	4	0	0	0	0	0	0	.000	0	0	1	0	.000	0	0	0-0	0	0	0	.000
TOTAL	.000	7-0	1	4	0	0	0	0	0	0	.000	0	0	1	0	.000	0	0	0-0	0	0	0	.000



#24 BRETT SMITH • Fr. • RHP • 6-4 • 195 • R/R • Chesapeake, Va. • Grassfield

PRIOR TO OLD DOMINION: Brett was varsity starter in both baseball and football since the 10th grade ... On the baseball diamond, he was the Conference Co-Player of the Year and a First Team All-Conference pitching selection as a senior ... Also earned Allstate/VHSL Male Athlete of the Year, Meyers Award Region Athlete of the Year and Second Team All-Region pitching honors ... He was also selected to play in the Virginia East-West All-Star game and was Second Team All-Conference on the mound in 2014 ... On the football field, was a two-year captain and amassed 27 career touchdowns ... Was a First Team All-South Region punter in 2013, along with First Team All-Conference in 2013 and 2014 ... Member of the National Honor Society and FBLA in high school.

MISCELLANEOUS

2016 Season Highs

IP (S)	5.0 vs WKU
IP (R)	2.0 three times
K	4 vs NC State
BB	4 vs Florida Atlantic
NP	79 vs Florida Atlantic
H Allowed (S)	5 two times
H Allowed (R)	3 vs Manhattan
HR Allowed	1 two times
Runs Allowed (S)	4 vs Florida Atlantic
Runs Allowed (R)	2 vs Manhattan
ER Allowed (S)	4 vs Florida Atlantic
ER Allowed (R)	2 vs Manhattan

2016 Breakdown

Opp. Avg.	.286
vs. Left	.278
vs. Right	.291
WHIP	1.38
K/IP	16/25.2

Career Highs

IP (S)	5.0 vs WKU (3.19.16)
IP (R)	2.0 three times
K	4 vs NC State (2.19.16)
BB	4 vs FAU (4.3.2016)
NP	66 vs WKU (3.19.16)
H Allowed (S)	5 two times
H Allowed (R)	3 vs Manhattan (2.26.16)
HR Allowed	1 vs WKU (3.19.16)
Runs Allowed (S)	4 vs FAU (4.3.2016)
Runs Allowed (R)	2 vs Manhattan (2.26.16)
ER Allowed (S)	4 vs FAU (4.3.2016)
ER Allowed (R)	2 vs Manhattan (2.26.16)

2016 GAME-BY-GAME STATS

**2016 ODU Baseball
Individual Game-by-Game for Old Dominion (as of Apr 07, 2016)**

#24 Brett Smith - 4 games (All games)

Date	Opponent	Pos	AB	R	H	RBI	2B	3B	HR	BB	SB	CS	HBP	SAC	SF	GDP	K	PO	A	E	Avg
Feb 26	MANHATTAN	p	0	0	0	0	0	0	0	0	0	0	0	0	0	0	0	0	1	0	.000
Mar 1	LIBERTY	p	0	0	0	0	0	0	0	0	0	0	0	0	0	0	0	0	1	0	.000
Mar 09	at VCU	*p	0	0	0	0	0	0	0	0	0	0	0	0	0	0	0	1	2	0	.000
Mar 15	PRINCETON	*p	0	0	0	0	0	0	0	0	0	0	0	0	0	0	0	1	0	0	.000
Totals		2gs	0	0	0	0	0	0	0	0	0	0	0	0	0	0	0	2	4	0	.000

On base pct. .000 • Slugging pct. .000

#24 Brett Smith - 11 appearances (All games)

Date	Opponent	GS	IP	H	R	ER	BB	SO	2B	3B	HR	WP	BK	HBP	IBB	Score	W-L	Sv	ERA	NP
Feb 19	vs NC State		2.0	1	0	0	1	4	0	0	0	0	0	0	0	5-0	0-0	0	0.00	38
Feb 26	MANHATTAN		1.1	3	2	2	0	0	1	0	0	0	0	0	0	6-5	0-0	0	5.40	30
Feb 28	DELAWARE		1.0	1	0	0	0	1	0	0	0	0	1	0	0	10-4	0-0	0	4.15	15
Mar 1	LIBERTY		2.0	2	1	0	0	2	0	0	0	0	0	0	0	7-6	0-0	0	2.84	16
Mar 09	at VCU	*	4.2	4	0	0	1	3	1	0	0	0	0	0	0	3-1	1-0	0	1.64	54
Mar 15	PRINCETON	*	2.0	2	1	1	1	1	0	0	0	0	0	0	0	7-6	1-0	0	2.08	40
Mar 19	WESTERN KENTUCK	*	5.0	5	3	3	1	2	0	0	1	0	0	0	0	12-8	1-0	0	3.00	66
Mar 23	VMI		1.0	1	0	0	1	1	0	0	0	0	0	0	0	6-5	1-0	0	2.84	17
Mar 26	at RICE		2.0	1	0	0	0	0	0	0	0	0	0	0	0	2-6	1-0	0	2.57	29
Mar 30	at Virginia		1.0	1	0	0	0	0	0	0	0	0	0	0	0	5-4	1-0	1	2.45	23
Apr 03	FLORIDA ATLANTIC	*	3.2	5	4	4	4	2	1	1	1	0	0	0	0	0-11	1-1	1	3.51	79
Totals		4	25.2	26	11	10	9	16	3	1	2	0	1	0	0	63-56	1-1	1	3.51	-

CAREER STATS

Year	avg	gp-gs	ab	r	h	2b	3b	hr	rbi	tb	slg%	bb	hbp	so	gdp	ob%	sf	sh	sb-att	po	a	e	fld%
2016	.000	0-0	0	0	0	0	0	0	0	0	.000	0	0	0	0	.000	0	0	0-0	2	4	0	1.000
TOTAL	.000	0-0	0	0	0	0	0	0	0	0	.000	0	0	0	0	.000	0	0	0-0	2	4	0	1.000

Year	era	w-l	app	gs	cg	sho	sv	ip	h	r	er	bb	so	2b	3b	hr	bf	bavg	wp	hbp	bk	sfa	sha
2016	3.51	1-1	11	4	0	0/1	1	25.2	26	11	10	9	16	3	1	2	107	.286	0	0	1	2	4
TOTAL	3.51	1-1	11	4	0	0/1	1	25.2	26	11	10	9	16	3	1	2	107	.286	0	0	1	2	4



#25 SETH WOODARD • Fr. • INF • 6-2 • 220 • R/R • Newport News, Va. • Woodside

PRIOR TO OLD DOMINION: Woodard started for the Woodside baseball team since his freshman year ... Named the Freshman of the Year in 2012 ... He batted .441 with two home runs as a junior and was selected First Team All-Conference (Monitor-Merrimac) and a Second Team All-Eastern Region pick ... As a senior he was named a First Team All-Conference selection for the second time ... Helped lead the team to a District and Conference Championship and a Regional Runner-Up finish ... For his career, he recorded a .408 batting average, nine home runs, 195 RBI and 113 hits ... Also swam at Woodside and was an conference and regional place-winner ... Named the school's Freshman Athlete of the Year, Comeback Player of the Year (sophomore) and the Senior Athlete of the Year.

MISCELLANEOUS

2016 Season Highs

At Bats	4 two times
Runs	1 three times
Hits	1 two times
RBI	1 two times
2B	1 at Virginia
3B	1 at Florida Atlantic
HR	---
Walks	---
SB	1 vs Virginia Tech
Putouts	6 vs Liberty
Assists	2 vs Rutgers

Career Highs

At Bats	4 vs Va. Tech (2.27.2016)
Runs	1 three times
Hits	1 two times
RBI	1 two times
2B	1 at Virginia (3.30.2016)
3B	1 vs FAU (4.1.2016)
HR	---
Walks	---
SB	1 vs Va. Tech (2.27.2016)
Putouts	6 vs Liberty (3.1.2016)
Assists	2 vs Rutgers (3.6.2016)

2016 GAME-BY-GAME STATS

2016 ODU Baseball
Individual Game-by-Game for Old Dominion (as of Apr 07, 2016)

#25 Seth Woodard - 11 games (All games)

Date	Opponent	Pos	AB	R	H	RBI	2B	3B	HR	BB	SB	CS	HBP	SAC	SF	GDP	K	PO	A	E	Avg
Feb 19	vs NC State	ph/dh	1	0	0	0	0	0	0	0	0	0	0	0	0	0	1	0	0	0	.000
Feb 21	vs Appalachian State	3b	1	1	0	0	0	0	0	0	0	0	0	0	0	0	0	0	1	0	.000
Feb 27	VIRGINIA TECH	*dh	4	0	0	0	0	0	0	0	1	0	0	0	0	0	0	0	0	0	.000
Mar 1	LIBERTY	*1b	2	0	0	0	0	0	0	0	0	0	0	0	0	0	0	6	0	0	.000
Mar 06	RUTGERS	*3b	2	0	0	0	0	0	0	0	0	0	0	0	0	0	1	0	2	0	.000
Mar 12	at West Virginia-1	*1b	1	1	0	0	0	0	0	0	0	0	1	0	0	0	1	4	0	0	.000
Mar 30	at Virginia	*dh	4	0	1	1	1	0	0	0	0	0	0	0	0	0	0	0	0	0	.067
Apr 1	FLORIDA ATLANTIC	*dh	3	1	1	1	0	1	0	0	0	0	2	0	0	0	1	0	0	0	.111
Apr 02	FLORIDA ATLANTIC	*dh	2	0	0	0	0	0	0	0	0	0	0	0	0	0	1	0	0	0	.100
Apr 03	FLORIDA ATLANTIC	*3b	2	0	0	0	0	0	0	0	0	0	0	0	0	0	2	0	1	0	.091
Apr 06	WILLIAM & MARY	ph/dh	1	0	0	0	0	0	0	0	0	0	0	0	0	0	1	0	0	0	.087
Totals		8gs	23	3	2	2	1	1	0	0	1	0	3	0	0	0	8	10	4	0	.087

On base pct. .192 • Slugging pct. .217

CAREER STATS

Year	avg	gp-gs	ab	r	h	2b	3b	hr	rbi	tb	slg%	bb	hbp	so	gdp	ob%	sf	sh	sb-att	po	a	e	fld%
2016	.087	11-8	23	3	2	1	1	0	2	5	.217	0	3	8	0	.192	0	0	1-1	10	4	0	1.000
TOTAL	.087	11-8	23	3	2	1	1	0	2	5	.217	0	3	8	0	.192	0	0	1-1	10	4	0	1.000



#26 CHRIS LIVERS • Sr. • C • 5-9 • 180 • R/R • Virginia Beach, Va. • First Colonial

PERSONAL: Chris Livers is the son of Bud and Charlotte Livers ... Has two brothers Trey and Ethan ... Majoring in civil engineering technology ... Favorite Sports Personality: Josh Hamilton ... Favorite Food: Steak ... Favorite Movie: "Sandlot" ... Favorite Book Read: "The Things They Carried" by Tim O'Brien.

2015: RBI in a game vs. Charlotte.

MISCELLANEOUS

2016 Season Highs

At Bats	5 at West Virginia
Runs	1 three times
Hits	1 nine times
RBI	1 four times
2B	1 two times
3B	---
HR	---
Walks	1 two times
SB	---
Putouts	10 two times
Assists	1 two times

Career Highs

At Bats	5 two times
Runs	1 seven times
Hits	2 vs LA Tech (3.22.2014)
RBI	3 vs FAU (5.3.2014)
2B	1 three times
3B	---
HR	---
Walks	1 five times
SB	---
Putouts	10 three times
Assists	3 at ECU (4.21.2014)

2016 GAME-BY-GAME STATS

**2016 ODU Baseball
Individual Game-by-Game for Old Dominion (as of Apr 07, 2016)**

#26 Chris Livers - 15 games (All games)

Date	Opponent	Pos	AB	R	H	RBI	2B	3B	HR	BB	SB	CS	HBP	SAC	SF	GDP	K	PO	A	E	Avg
Feb 21	vs Appalachian State	c	1	0	0	0	0	0	0	0	0	0	0	0	0	0	1	4	0	0	.000
Feb 26	MANHATTAN	ph	1	0	1	0	0	0	0	0	0	0	0	0	0	0	0	0	0	0	.500
Feb 27	VIRGINIA TECH	c	2	1	1	0	0	0	0	0	0	0	0	0	0	0	0	4	0	0	.500
Mar 05	RUTGERS-1	*dh	3	0	1	0	0	0	0	0	0	0	0	0	0	0	0	0	0	0	.429
Mar 12	at West Virginia	*c	5	0	0	0	0	0	1	0	0	0	0	0	0	0	2	10	1	0	.250
Mar 15	PRINCETON	ph	1	0	1	1	0	0	0	0	0	0	0	0	0	0	0	0	0	0	.308
Mar 16	PRINCETON	*c	4	0	1	1	1	0	1	0	0	0	0	0	0	0	0	10	0	0	.294
Mar 18	WESTERN KENTUCK	*c	4	0	1	0	0	0	0	0	0	0	0	0	0	0	0	9	1	0	.286
Mar 19	WESTERN KENTUCK	*dh	4	0	0	0	0	0	0	0	0	0	0	0	0	0	0	0	0	0	.240
Mar 22	VMI	dh/ph	1	0	0	1	0	0	0	0	0	0	0	0	1	0	1	0	0	0	.231
Mar 23	VMI	c	1	0	1	0	0	0	0	0	0	0	0	0	0	0	0	1	0	0	.259
Mar 26	at RICE	*dh	3	1	1	0	0	0	0	0	0	0	0	0	0	0	1	0	0	0	.267
Mar 30	at Virginia	ph/c	1	1	1	0	1	0	0	0	0	0	0	1	0	0	0	0	1	0	.290
Apr 02	FLORIDA ATLANTIC	ph/c	1	0	0	0	0	0	0	0	0	0	0	0	0	0	0	1	0	0	.281
Apr 06	WILLIAM & MARY	*c	2	0	0	1	0	0	0	1	0	0	0	0	0	0	0	6	1	0	.265
Totals		7gs	34	3	9	4	2	0	3	0	0	0	1	1	0	5	45	4	0	0	.265

On base pct. .316 • Slugging pct. .324

CAREER STATS

Year	avg	gp-gs	ab	r	h	2b	3b	hr	rbi	tb	slg%	bb	hbp	so	gdp	ob%	sf	sh	sb-att	po	a	e	fld%
2013	.375	4-1	8	2	3	0	0	0	2	3	.375	1	0	0	0	.444	0	0	0-0	16	2	1	.947
2014	.259	12-7	27	3	7	1	0	0	5	8	.296	3	1	5	1	.355	0	1	0-1	57	10	0	1.000
2015	.000	6-0	2	0	0	0	0	0	1	0	.000	0	0	0	0	.000	1	0	0-0	5	1	0	1.000
2016	.265	15-7	34	3	9	2	0	0	4	11	.324	3	0	5	0	.316	1	1	0-0	45	4	0	1.000
TOTAL	.268	37-15	71	8	19	3	0	0	12	22	.310	7	1	10	1	.333	2	2	0-1	123	17	1	.993



#28 JAKE JOSEPHS • R.Jr. • LHP • 5-11 • 190 • L/L • Fairfax Station, Va. • South County

PERSONAL: Jake is the son of Chris and Lynn Josephs ... Has one sister, Isabel ... Majoring in accounting ... Interested in being a CPA ... 3.77 GPA and honor society in high school ... Favorite Sports Personality: Jerry Rice ... Favorite Foods: Cheeseburger and steak ... Favorite Movie: "The Town" ... Person in history would most like to meet: Ted Williams ... Dream vacation: Paris.

2015: Pitched the last 11.1 innings without allowing a run, including four innings in a start at UAB which clinched a spot in the C-USA tournament for ODU ... Fanned 3 vs. W&M and LA Tech.

MISCELLANEOUS

2016 Season Highs

IP (S)	5.0 vs Kent State
IP (R)	2.1 at West Virginia
K	2 at West Virginia
BB	2 vs Virginia Tech
NP	69 vs Kent State
H Allowed (S)	4 vs Kent State
H Allowed (R)	3 vs Virginia Tech
HR Allowed	1 vs Rutgers
Runs Allowed (S)	4 vs Virginia Tech
Runs Allowed (R)	2 vs Florida Atlantic
ER Allowed (S)	4 vs Virginia Tech
ER Allowed (R)	2 vs Florida Atlantic

2016 Breakdown

Opp. Avg.	.256
vs. Left	.296
vs. Right	.237
WHIP	1.22
K/IP	8/23.1

Career Highs

IP (S)	5.0 three times
IP (R)	5.0 vs LA Tech (5.9.2015)
K	4 vs Char. So. (3.26.2013)
BB	2 eight times
NP	72 vs LA Tech (5.9.2015)
H Allowed (S)	10 at Campbell (4.3.2015)
H Allowed (R)	5 at FAU (4.26.2015)
HR Allowed	1 four times
Runs Allowed (S)	6 at Campbell (4.3.2015)
Runs Allowed (R)	4 at FAU (4.26.2015)
ER Allowed (S)	6 at Campbell (4.3.2015)
ER Allowed (R)	4 at FAU (4.26.2015)

2016 GAME-BY-GAME STATS

**2016 ODU Baseball
Individual Game-by-Game for Old Dominion (as of Apr 07, 2016)**

#28 Jake Josephs - 5 games (All games)

Date	Opponent	Pos	AB	R	H	RBI	2B	3B	HR	BB	SB	CS	HBP	SAC	SF	GDP	K	PO	A	E	Avg	
Feb 20	vs Kent State	*p	0	0	0	0	0	0	0	0	0	0	0	0	0	0	0	0	1	0	0	.000
Feb 27	VIRGINIA TECH	*p	0	0	0	0	0	0	0	0	0	0	0	0	0	0	0	0	1	0	0	.000
Mar 18	WESTERN KENTUCK	p	0	0	0	0	0	0	0	0	0	0	0	0	0	0	0	0	0	1	0	.000
Mar 19	WESTERN KENTUCK	p	0	0	0	0	0	0	0	0	0	0	0	0	0	0	0	0	0	1	0	.000
Apr 06	WILLIAM & MARY	p	0	0	0	0	0	0	0	0	0	0	0	0	0	0	0	0	1	0	0	.000
Totals		2gs	0	0	0	0	0	0	0	0	0	0	0	0	0	0	0	0	3	2	0	.000

On base pct. .000 • Slugging pct. .000


#28 Jake Josephs - 14 appearances (All games)

Date	Opponent	GS	IP	H	R	ER	BB	SO	2B	3B	HR	WP	BK	HBP	IBB	Score	W-L	Sv	ERA	NP
Feb 20	vs Kent State	*	5.0	4	0	0	0	1	0	0	0	0	0	1	0	2-0	1-0	0	0.00	69
Feb 27	VIRGINIA TECH	*	3.0	3	4	4	2	1	1	0	0	0	0	0	0	1-22	1-1	0	4.50	39
Mar 05	RUTGERS-2	*	2.0	2	1	1	1	1	0	0	1	0	0	0	0	7-4	1-1	0	4.50	29
Mar 12	at West Virginia		2.1	4	1	1	0	2	0	1	0	0	0	0	0	5-6	1-1	0	4.38	37
Mar 16	PRINCETON		1.0	0	0	0	0	1	0	0	0	0	0	0	0	10-4	1-1	0	4.05	9
Mar 18	WESTERN KENTUCK		1.0	0	0	0	0	0	0	0	0	0	0	0	0	8-3	1-1	0	3.77	11
Mar 18	WESTERN KENTUCK		1.0	0	0	0	0	1	0	0	0	0	0	0	0	4-2	1-1	0	3.52	10
Mar 19	WESTERN KENTUCK		1.1	2	0	0	0	0	0	0	0	0	0	0	0	12-8	2-1	0	3.24	17
Mar 23	VMI		1.0	2	1	1	0	1	1	0	0	0	0	0	0	6-5	2-1	0	3.57	22
Mar 25	at RICE		0.2	1	0	0	1	0	0	0	0	0	0	0	0	1-3	2-1	0	3.44	14
Mar 27	at RICE		1.0	0	0	0	0	0	0	0	0	0	0	0	0	2-8	2-1	0	3.26	12
Mar 30	at Virginia		1.0	0	0	0	1	0	0	0	0	0	0	0	0	5-4	2-1	0	3.10	10
Apr 1	FLORIDA ATLANTIC		1.0	3	2	2	0	0	0	0	1	0	0	0	0	7-10	2-1	0	3.80	18
Apr 06	WILLIAM & MARY		2.0	1	1	1	1	0	1	0	0	0	0	0	0	7-1	2-1	0	3.86	25
Totals		3	23.1	22	10	10	6	8	3	1	2	0	0	1	0	77-80	2-1	0	3.86	-

CAREER STATS

Year	avg	gp-gs	ab	r	h	2b	3b	hr	rbi	tb	slg%	bb	hbp	so	gdp	ob%	sf	sh	sb-att	po	a	e	fld%
2013	.000	0-0	0	0	0	0	0	0	0	0	.000	0	0	0	0	.000	0	0	0-0	0	6	2	.750
2015	.000	0-0	0	0	0	0	0	0	0	0	.000	0	0	0	0	.000	0	0	0-0	1	5	1	.857
2016	.000	0-0	0	0	0	0	0	0	0	0	.000	0	0	0	0	.000	0	0	0-0	3	2	0	1.000
TOTAL	.000	0-0	0	0	0	0	0	0	0	0	.000	0	0	0	0	.000	0	0	0-0	4	13	3	.850

Year	era	w-l	app	gs	cg	sho	sv	ip	h	r	er	bb	so	2b	3b	hr	bf	bavg	wp	hbp	bk	sfa	sha
2013	4.76	4-4	26	7	0	0/1	2	51.0	59	32	27	9	32	13	2	1	220	.296	3	3	0	4	5
2015	3.89	3-1	24	2	0	0/3	1	41.2	40	24	18	20	29	6	0	2	192	.255	5	5	1	2	8
2016	3.86	2-1	14	3	0	0/1	0	23.1	22	10	10	6	8	3	1	2	96	.256	0	1	0	3	0
TOTAL	4.27	9-6	64	12	0	0/5	3	116.0	121	66	55	35	69	22	3	5	508	.274	8	9	1	9	13



#31 NATE MATHESON • So. • LHP • 6-3 • 225 • L/L • Hampton, Va. • Kecoughtan

PERSONAL: Son of Mike Matheson and Christi Wallace ... Has one brother, Michael and one sister, Brittney ... Majoring in criminal justice ... Interested in law enforcement ... Graduated high school with honors ... DECA club member ... Favorite pro athlete: Clayton Kershaw ... Favorite pro team: Boston Red Sox ... Favorite food: Ham and cheese sub ... Dream travel Spot: Australia.

2015: 11 appearances with five starts ... Picked up wins vs. UAB and VMI ... Fanned five in four innings vs. Liberty.

MISCELLANEOUS

2016 Season Highs

IP (S)	---
IP (R)	1.0 vs VMI
K	2 two times
BB	3 vs Princeton
NP	24 vs Rutgers
H Allowed (S)	---
H Allowed (R)	2 two times
HR Allowed	---
Runs Allowed (S)	---
Runs Allowed (R)	4 vs Princeton
ER Allowed (S)	---
ER Allowed (R)	4 vs Princeton

2016 Breakdown

Opp. Avg.	.389
vs. Left	.800
vs. Right	.231
WHIP	1.5
K/IP	5/3.2

Career Highs

IP (S)	4.0 three times
IP (R)	2.2 vs Rutgers (3.1.2015)
K	5 at Liberty (3.31.2015)
BB	4 two times
NP	82 vs VMI (3.18.2015)
H Allowed (S)	8 at Liberty (3.31.2015)
H Allowed (R)	4 vs Rutgers (3.1.2015)
HR Allowed	2 at Liberty (3.31.2015)
Runs Allowed (S)	7 at Liberty (3.31.2015)
Runs Allowed (R)	4 vs Princeton (3.16.2016)
ER Allowed (S)	7 at Liberty (3.31.2015)
ER Allowed (R)	4 vs Princeton (3.16.2016)

2016 GAME-BY-GAME STATS

2016 ODU Baseball Individual Game-by-Game for Old Dominion (as of Apr 07, 2016)

#31 Nate Matheson - 1 game (All games)

Date	Opponent	Pos	AB	R	H	RBI	2B	3B	HR	BB	SB	CS	HBP	SAC	SF	GDP	K	PO	A	E	Avg
Feb 23	NORFOLK STATE	p	0	0	0	0	0	0	0	0	0	0	0	0	0	0	0	0	0	1	.000
Totals		Ogs	0	0	0	0	0	0	0	0	0	0	0	0	0	0	0	0	0	1	.000

On base pct. .000 • Slugging pct. .000

#31 Nate Matheson - 8 appearances (All games)

Date	Opponent	GS	IP	H	R	ER	BB	SO	2B	3B	HR	WP	BK	HBP	IBB	Score	W-L	Sv	ERA	NP
Feb 20	vs Kent State		0.1	0	0	0	0	1	0	0	0	0	0	0	0	2-0	0-0	1	0.00	3
Feb 23	NORFOLK STATE		0.2	0	0	0	1	2	0	0	0	0	0	0	0	5-3	0-0	1	0.00	17
Feb 26	MANHATTAN		0.2	1	0	0	0	0	0	0	0	1	0	0	0	6-5	0-0	1	0.00	8
Mar 1	LIBERTY		0.0	1	1	1	1	0	1	0	0	0	0	1	0	7-6	0-0	1	5.40	11
Mar 06	RUTGERS		0.2	2	1	1	2	0	0	0	0	0	0	0	0	2-5	0-0	1	7.71	24
Mar 12	at West Virginia		0.1	0	0	0	1	0	0	0	0	0	1	0	0	5-6	0-0	1	6.75	13
Mar 16	PRINCETON		0.0	2	4	4	3	0	0	0	0	0	0	0	0	10-4	0-0	1	20.25	20
Mar 22	VMI		1.0	1	1	1	1	2	0	0	0	1	0	0	0	8-2	0-0	1	17.18	19
Totals		0	3.2	7	7	7	9	5	1	0	0	2	1	1	0	45-31	0-0	1	17.18	-

CAREER STATS

Year	avg	gp-gs	ab	r	h	2b	3b	hr	rbi	tb	slg%	bb	hbp	so	gdp	ob%	sf	sh	sb-att	po	a	e	fld%
2015	.000	0-0	0	0	0	0	0	0	0	0	.000	0	0	0	0	.000	0	0	0-0	1	4	0	1.000
2016	.000	0-0	0	0	0	0	0	0	0	0	.000	0	0	0	0	.000	0	0	0-0	0	0	1	.000
TOTAL	.000	0-0	0	0	0	0	0	0	0	0	.000	0	0	0	0	.000	0	0	0-0	1	4	1	.833

Year	era	w-l	app	gs	cg	sho	sv	ip	h	r	er	bb	so	2b	3b	hr	bf	bavg	wp	hbp	bk	sfa	sha
2015	6.28	2-3	11	5	0	0/1	0	28.2	37	22	20	18	17	6	0	4	143	.316	1	4	1	2	2
2016	17.18	0-0	8	0	0	0/1	1	3.2	7	7	7	9	5	1	0	0	28	.389	2	1	1	0	0
TOTAL	7.52	2-3	19	5	0	0/2	1	32.1	44	29	27	27	22	7	0	4	171	.326	3	5	2	2	2



#32 VICTOR DIAZ • Rsr. • RHP • 6-0 • 195 • R/R • Perth Amboy, N.J. • St. Joseph's

PERSONAL: Victor Diaz Jr. is the son of Victor and Santia Diaz ... Has two sisters, Arlin, and Rosy ... Graduated with a sport management degree in spring of 2015 and is currently taking classes in the Health and Physical Education field ... Selected to the SEC Academic Honor Roll while at Mississippi State ... FCSAA Scholar Athlete selection ... Favorite Food: Chicken Parm ... Favorite Movie: "For the Love of the Game ... Favorite Book Read: "Quiet Strength" by Tony Dungy ... Dream Vacation: Australia.

2015: Four strikeouts vs. Canisius ... Six appearances and one start.

MISCELLANEOUS

2016 Season Highs

IP (S)	6.2 vs Florida Atlantic
IP (R)	3.0 vs App State
K	6 vs Princeton
BB	3 vs Rutgers
NP	97 vs Florida Atlantic
H Allowed (S)	7 two times
H Allowed (R)	3 vs App State
HR Allowed	1 two times
Runs Allowed (S)	3 vs Florida Atlantic
Runs Allowed (R)	1 two times
ER Allowed (S)	3 vs Florida Atlantic
ER Allowed (R)	1 two times

2016 Breakdown

Opp. Avg.	.231
vs. Left	.263
vs. Right	.208
WHIP	1.16
K/IP	20/36.0

Career Highs

IP (S)	7.0 vs FAU (5.4.2014)
IP (R)	4.1 at Rice (3.8.2014)
K	6 two times
BB	3 two times
NP	103 vs FAU (5.4.2014)
H Allowed (S)	10 vs ECU (4.13.2014)
H Allowed (R)	5 two times
HR Allowed	1 nine times
Runs Allowed (S)	4 vs ECU (4.13.2014)
Runs Allowed (R)	5 vs Rutgers (2.24.2013)
ER Allowed (S)	4 vs ECU (4.13.2014)
ER Allowed (R)	5 vs Rutgers (2.24.2013)

2016 GAME-BY-GAME STATS

**2016 ODU Baseball
Individual Game-by-Game for Old Dominion (as of Apr 07, 2016)**

#32 Victor Diaz - 2 games (All games)

Date	Opponent	Pos	AB	R	H	RBI	2B	3B	HR	BB	SB	CS	HBP	SAC	SF	GDP	K	PO	A	E	Avg	
Mar 1	LIBERTY	*p	0	0	0	0	0	0	0	0	0	0	0	0	0	0	0	0	2	1	0	.000
Apr 02	FLORIDA ATLANTIC	*p	0	0	0	0	0	0	0	0	0	0	0	0	0	0	0	2	3	0	.000	
Totals		2gs	0	0	0	0	0	0	0	0	0	0	0	0	0	0	0	2	3	0	.000	

On base pct. .000 • Slugging pct. .000

#32 Victor Diaz - 9 appearances (All games)

Date	Opponent	GS	IP	H	R	ER	BB	SO	2B	3B	HR	WP	BK	HBP	IBB	Score	W-L	Sv	ERA	NP
Feb 21	vs Appalachian State		3.0	3	1	1	1	4	1	0	0	0	0	0	0	12-3	0-0	0	3.00	59
Feb 26	MANHATTAN		1.0	0	0	0	0	0	0	0	0	0	0	0	0	6-5	1-0	0	2.25	15
Mar 1	LIBERTY	*	5.0	7	2	1	0	1	1	0	1	0	0	0	0	7-6	1-0	0	2.00	66
Mar 06	RUTGERS		2.1	1	1	1	3	3	0	0	0	1	1	0	1	2-5	1-1	0	2.38	43
Mar 12	at West Virginia-1		3.0	3	1	1	2	0	2	0	0	0	0	0	0	5-4	1-1	0	2.51	45
Mar 16	PRINCETON	*	5.0	2	0	0	0	6	0	0	0	0	0	0	0	10-4	2-1	0	1.86	56
Mar 22	VMI	*	5.0	3	0	0	0	2	0	0	0	0	0	0	0	8-2	3-1	0	1.48	55
Mar 27	at RICE	*	5.0	5	1	1	0	2	0	0	0	1	0	0	0	2-8	3-1	0	1.53	65
Apr 02	FLORIDA ATLANTIC	*	6.2	7	3	3	1	2	1	0	1	1	0	0	0	1-3	3-2	0	2.00	97
Totals		6	36.0	31	9	8	7	20	5	0	2	2	2	0	1	53-40	3-2	0	2.00	-

CAREER STATS

Year	avg	gp-gs	ab	r	h	2b	3b	hr	rbi	tb	slg%	bb	hbp	so	gdp	ob%	sf	sh	sb-att	po	a	e	fld%
2013	.000	0-0	0	0	0	0	0	0	0	0	.000	0	0	0	0	.000	0	0	0-0	2	1	1	.750
2014	.000	0-0	0	0	0	0	0	0	0	0	.000	0	0	0	0	.000	0	0	0-0	5	9	0	1.000
2015	.000	0-0	0	0	0	0	0	0	0	0	.000	0	0	0	0	.000	0	0	0-0	0	3	1	.750
2016	.000	0-0	0	0	0	0	0	0	0	0	.000	0	0	0	0	.000	0	0	0-0	2	3	0	1.000
TOTAL	.000	0-0	0	0	0	0	0	0	0	0	.000	0	0	0	0	.000	0	0	0-0	9	16	2	.926

Year	era	w-l	app	gs	cg	sho	sv	ip	h	r	er	bb	so	2b	3b	hr	bf	bavg	wp	hbp	bk	sfa	sha
2013	11.91	1-0	9	0	0	0/0	0	11.1	20	16	15	7	12	8	1	2	64	.377	1	2	1	1	1
2014	3.00	5-2	18	11	1	0/1	0	69.0	72	24	23	13	45	18	0	3	289	.276	2	5	2	2	8
2015	5.28	3-1	6	1	0	0/0	0	15.1	20	9	9	3	14	6	0	2	69	.308	2	0	0	1	0
2016	2.00	3-2	9	6	0	0/0	0	36.0	31	9	8	7	20	5	0	2	144	.231	2	0	2	1	2
TOTAL	3.76	12-5	42	18	1	0/1	0	131.2	143	58	55	30	91	37	1	9	566	.279	7	7	5	5	11



#33 TURNER BISHOP • Jr. • OF • 6-1 • 195 • L/L • Virginia Beach, Va. • Kellam

PERSONAL: Turner Bishop is the son of Eddie and Carolyn Bishop ... He has two brothers, Taylor and Travis and one sister, Darcey ... Majoring in criminal justice.

2015: 11 appearances.

MISCELLANEOUS

2016 Season Highs

At Bats	5 vs Rutgers
Runs	1 eight times
Hits	1 13 times
RBI	2 two times
2B	1 two times
3B	---
HR	1 vs VMI
Walks	1 three times
SB	1 at West Virginia
Putouts	4 vs Florida Atlantic
Assists	---

Career Highs

At Bats	5 vs Rutgers (3.5.2016)
Runs	1 eight times
Hits	1 13 times
RBI	2 two times
2B	1 two times
3B	---
HR	1 vs VMI (3.23.2016)
Walks	1 three times
SB	1 at WVU (3.12.2015)
Putouts	4 vs FAU (4.2.2016)
Assists	---

2016 GAME-BY-GAME STATS

**2016 ODU Baseball
Individual Game-by-Game for Old Dominion (as of Apr 07, 2016)**

#33 Turner Bishop - 25 games (All games)

Date	Opponent	Pos	AB	R	H	RBI	2B	3B	HR	BB	SB	CS	HBP	SAC	SF	GDP	K	PO	A	E	Avg
Feb 19	vs NC State	*dh	4	0	0	1	0	0	0	0	0	0	0	0	0	0	0	0	0	0	.000
Feb 20	vs Kent State	*dh	1	0	0	0	0	0	0	1	0	0	0	0	0	0	1	0	0	0	.000
Feb 21	vs Appalachian State	dh	0	1	0	0	0	0	0	0	0	0	1	0	0	0	0	0	0	0	.000
Feb 23	NORFOLK STATE	dh	1	0	0	0	0	0	0	0	0	0	0	0	0	0	1	0	0	0	.000
Feb 26	MANHATTAN	*of	3	0	0	0	0	0	0	0	0	0	0	0	0	0	3	1	0	0	.000
Feb 27	VIRGINIA TECH	ph/of	1	0	0	0	0	0	0	0	0	0	0	0	0	0	0	0	0	0	.000
Feb 28	DELAWARE	*dh	4	0	1	0	1	0	0	1	0	0	0	0	0	0	1	0	0	0	.071
Mar 1	LIBERTY	ph	1	0	1	2	0	0	0	0	0	0	0	0	0	0	0	0	0	0	.133
Mar 05	RUTGERS-2	*dh	5	1	1	0	1	0	0	0	0	0	0	0	0	0	1	0	0	0	.150
Mar 06	RUTGERS	*dh	4	0	0	0	0	0	0	0	0	0	0	0	0	0	0	0	0	0	.125
Mar 11	at West Virginia	*of	3	0	1	1	0	0	0	0	0	0	0	0	0	0	1	0	0	0	.148
Mar 12	at West Virginia-1	*of	3	0	1	0	0	0	0	0	0	0	0	0	0	0	1	2	0	0	.167
Mar 12	at West Virginia	*of	2	0	0	0	0	0	0	0	0	1	0	0	0	0	0	0	0	0	.156
Mar 15	PRINCETON	*of	2	0	0	0	0	0	0	0	0	0	0	0	0	0	0	0	0	0	.147
Mar 18	WESTERN KENTUCK	ph	1	0	1	0	0	0	0	0	0	0	0	0	0	0	0	0	0	0	.171
Mar 18	WESTERN KENTUCK	*dh	3	1	1	0	0	0	0	0	0	0	0	0	0	0	2	0	0	0	.184
Mar 19	WESTERN KENTUCK	ph/dh	1	1	1	0	0	0	0	0	0	0	0	0	0	0	0	0	0	0	.205
Mar 22	VMI	*dh	3	1	1	1	0	0	0	0	0	0	0	0	0	0	1	0	0	0	.214
Mar 23	VMI	ph	1	1	1	1	0	0	1	0	0	0	0	0	0	0	0	0	0	0	.233
Mar 25	at RICE	*dh	3	1	1	0	0	0	0	0	0	0	0	0	0	0	1	0	0	0	.239
Mar 26	at RICE	ph	1	0	0	0	0	0	0	0	0	0	0	0	0	0	0	0	0	0	.234
Mar 27	at RICE	*dh	2	1	1	0	0	0	0	1	0	0	0	0	0	0	1	0	0	0	.245
Apr 1	FLORIDA ATLANTIC	ph	1	0	1	0	0	0	0	0	0	0	0	0	0	0	0	0	0	0	.260
Apr 02	FLORIDA ATLANTIC	*of	4	0	0	0	0	0	0	0	0	0	0	0	0	0	1	4	0	0	.241
Apr 06	WILLIAM & MARY	*dh	3	1	1	2	1	0	0	0	0	0	0	0	0	0	2	0	0	0	.246
Totals			16gs	57	9	14	8	3	0	1	3	1	0	1	0	0	17	7	0	0	.246

On base pct. .295 • Slugging pct. .351

CAREER STATS

Year	avg	gp-gs	ab	r	h	2b	3b	hr	rbi	tb	slg%	bb	hbp	so	gdp	ob%	sf	sh	sb-att	po	a	e	fld%
2014	.000	0-0	0	0	0	0	0	0	0	0	.000	0	0	0	0	.000	0	0	0-0	0	1	0	1.000
2015	.000	1-1	3	0	0	0	0	0	0	0	.000	0	0	0	0	.000	0	0	0-0	0	2	1	.667
2016	.246	25-16	57	9	14	3	0	1	8	20	.351	3	1	17	0	.295	0	0	1-1	7	0	0	1.000
TOTAL	.233	26-17	60	9	14	3	0	1	8	20	.333	3	1	17	0	.281	0	0	1-1	7	3	1	.909

Year	era	w-l	app	gs	cg	sho	sv	ip	h	r	er	bb	so	2b	3b	hr	bf	bavg	wp	hbp	bk	sfa	sha
2014	2.95	3-1	16	0	0	0/1	0	18.1	9	6	6	14	8	0	0	0	83	.145	0	6	2	1	0
2015	7.11	0-0	11	0	0	0/0	0	12.2	17	11	10	12	8	4	0	2	68	.327	4	1	1	1	2
TOTAL	4.65	3-1	27	0	0	0/1	0	31.0	26	17	16	26	16	4	0	2	151	.228	4	7	3	2	2



#34 SAM SINNEN • Jr. • RHP • 5-11 • 205 • R/R • Virginia Beach, Va. • Kellam

PERSONAL: Sam Sinnen is the son of Matthew and Tina Sinnen ... He has three brothers, Brooks, his twin Kurt and Turner ... Majoring in management ... Interested in real estate.

2015: Second Team All-C-USA selection ... Team leader in wins with six and 53 strikeouts in 66.2 innings ... Three saves ... 3-2 in C-USA games ... Opponents hit .244 ... Fanned three in 1.2 innings vs. Penn ... Did not allow an earned run in his first six appearances this year.

MISCELLANEOUS

2016 Season Highs

IP (S)	6.0 vs Rutgers
IP (R)	---
K	6 two times
BB	3 vs Florida Atlantic
NP	91 two times
H Allowed (S)	7 vs Florida Atlantic
H Allowed (R)	---
HR Allowed	---
Runs Allowed (S)	5 vs Florida Atlantic
Runs Allowed (R)	---
ER Allowed (S)	5 vs Florida Atlantic
ER Allowed (R)	---

2016 Breakdown

Opp. Avg.	.225
vs. Left	.246
vs. Right	.210
WHIP	1.06
K/IP	28/36.2

Career Highs

IP (S)	7.0 four times
IP (R)	2.0 vs Rice (3.22.2015)
K	8 vs FIU (5.2.2015)
BB	4 at FAU (5.20.2015)
NP	111 vs LA Tech (5.8.2015)
H Allowed (S)	7 two times
H Allowed (R)	7 at WKU (3.15.2015)
HR Allowed	1 at FAU (4.24.2015)
Runs Allowed (S)	5 two times
Runs Allowed (R)	5 at WKU (3.15.2015)
ER Allowed (S)	5 two times
ER Allowed (R)	5 at WKU (3.15.2015)

2016 GAME-BY-GAME STATS

**2016 ODU Baseball
Individual Game-by-Game for Old Dominion (as of Apr 07, 2016)**

#34 Sam Sinnen - 4 games (All games)

Date	Opponent	Pos	AB	R	H	RBI	2B	3B	HR	BB	SB	CS	HBP	SAC	SF	GDP	K	PO	A	E	Avg
Feb 19	vs NC State	*p	0	0	0	0	0	0	0	0	0	0	0	0	0	0	0	0	2	0	.000
Feb 26	MANHATTAN	*p	0	0	0	0	0	0	0	0	0	0	0	0	0	0	0	0	2	0	.000
Mar 05	RUTGERS-1	*p	0	0	0	0	0	0	0	0	0	0	0	0	0	0	0	0	1	1	.000
Mar 18	WESTERN KENTUCK	*p	0	0	0	0	0	0	0	0	0	0	0	0	0	0	0	2	0	0	.000
Totals		4gs	0	0	0	0	0	0	0	0	0	0	0	0	0	0	0	4	5	0	.000

On base pct. .000 • Slugging pct. .000


#34 Sam Sinnen - 7 appearances (All games)

Date	Opponent	GS	IP	H	R	ER	BB	SO	2B	3B	HR	WP	BK	HBP	IBB	Score	W-L	Sv	ERA	NP
Feb 19	vs NC State	*	5.0	2	0	0	2	3	0	0	0	0	0	0	0	5-0	1-0	0	0.00	59
Feb 26	MANHATTAN	*	5.0	4	2	1	2	4	2	0	0	1	0	1	0	6-5	1-0	0	0.90	74
Mar 05	RUTGERS-1	*	6.0	2	0	0	0	4	1	0	0	0	0	1	0	4-2	1-0	0	0.56	88
Mar 11	at West Virginia	*	5.1	4	2	1	1	3	2	0	0	0	1	0	0	3-4	1-0	0	0.84	77
Mar 18	WESTERN KENTUCK	*	5.0	6	3	3	0	6	1	0	0	0	0	1	0	8-3	2-0	0	1.71	91
Mar 25	at RICE	*	5.1	6	2	2	0	2	0	0	0	0	0	0	0	1-3	2-1	0	1.99	65
Apr 1	FLORIDA ATLANTIC	*	5.0	7	5	5	3	6	1	0	0	0	0	1	0	7-10	2-1	0	2.95	91
Totals		7	36.2	31	14	12	8	28	7	0	0	1	1	4	0	34-27	2-1	0	2.95	-

CAREER STATS

Year	avg	gp-gs	ab	r	h	2b	3b	hr	rbi	tb	slg%	bb	hbp	so	gdp	ob%	sf	sh	sb-att	po	a	e	fld%
2014	.000	0-0	0	0	0	0	0	0	0	0	.000	0	0	0	0	.000	0	0	0-0	1	3	0	1.000
2015	.000	0-0	0	0	0	0	0	0	0	0	.000	0	0	0	0	.000	0	0	0-0	7	4	0	1.000
2016	.000	0-0	0	0	0	0	0	0	0	0	.000	0	0	0	0	.000	0	0	0-0	4	5	0	1.000
TOTAL	.000	0-0	0	0	0	0	0	0	0	0	.000	0	0	0	0	.000	0	0	0-0	12	12	0	1.000

Year	era	w-l	app	gs	cg	sho	sv	ip	h	r	er	bb	so	2b	3b	hr	bf	bavg	wp	hbp	bk	sfa	sha
2014	2.22	1-0	16	1	0	0/1	0	24.1	19	10	6	13	14	5	0	1	106	.218	1	2	0	1	3
2015	2.84	6-3	21	7	0	0/3	3	66.2	63	26	21	15	53	16	1	1	278	.244	3	1	0	2	2
2016	2.95	2-1	7	7	0	0/1	0	36.2	31	14	12	8	28	7	0	0	153	.225	1	4	1	1	2
TOTAL	2.75	9-4	44	15	0	0/5	3	127.2	113	50	39	36	95	28	1	2	537	.234	5	7	1	4	7



#40 ADAM BAINBRIDGE • Jr. • LHP • 6-3 • 190 • L/L • Sinking Spring, Pa. • Wilson

PERSONAL: Adam Bainbridge is the son of Rich and Lynne Bainbridge ... He has two brothers, Andrew and Matt and one sister, Emily ... Majoring in finance.

2015: Team best ERA at 2.39 ... Two saves ... Complete game victory over Marshall ... Fanned career high six vs. Marshall ... Opponents hit .215 ... 4-1 with a 2.57 ERA in C-USA games.

MISCELLANEOUS

2016 Season Highs

IP (S)	5.0 three times
IP (R)	2.2 vs Florida Atlantic
K	4 at West Virginia
BB	4 vs WKU
NP	83 at West Virginia
H Allowed (S)	9 at West Virginia
H Allowed (R)	3 vs Florida Atlantic
HR Allowed	1 two times
Runs Allowed (S)	5 at Rice
Runs Allowed (R)	2 vs Florida Atlantic
ER Allowed (S)	5 at Rice
ER Allowed (R)	2 vs Florida Atlantic

2016 Breakdown

Opp. Avg.	.346
vs. Left	.400
vs. Right	.322
WHIP	1.77
K/IP	12/31.2

Career Highs

IP (S)	9.0 vs Marshall (4.19.2015)
IP (R)	2.2 two times
K	6 vs Marshall (4.19.2015)
BB	4 vs WKU (3.18.2016)
NP	111 vs Marshall (4.19.2015)
H Allowed (S)	9 two times
H Allowed (R)	3 three times
HR Allowed	1 three times
Runs Allowed (S)	5 at Rice (3.26.2016)
Runs Allowed (R)	2 four times
ER Allowed (S)	5 at Rice (3.26.2016)
ER Allowed (R)	2 two times

2016 GAME-BY-GAME STATS

**2016 ODU Baseball
Individual Game-by-Game for Old Dominion (as of Apr 07, 2016)**

#40 Adam Bainbridge - 6 games (All games)

Date	Opponent	Pos	AB	R	H	RBI	2B	3B	HR	BB	SB	CS	HBP	SAC	SF	GDP	K	PO	A	E	Avg
Feb 21	vs Appalachian State	*p	0	0	0	0	0	0	0	0	0	0	0	0	0	0	0	1	1	0	.000
Mar 06	RUTGERS	*p	0	0	0	0	0	0	0	0	0	0	0	0	0	0	0	0	2	0	.000
Mar 18	WESTERN KENTUCK	*p	0	0	0	0	0	0	0	0	0	0	0	0	0	0	0	0	2	0	.000
Mar 26	at RICE	*p	0	0	0	0	0	0	0	0	0	0	0	0	0	0	0	1	1	0	.000
Mar 30	at Virginia	*p	0	0	0	0	0	0	0	0	0	0	0	0	0	0	0	1	1	0	.000
Apr 03	FLORIDA ATLANTIC	p	0	0	0	0	0	0	0	0	0	0	0	0	0	0	0	0	1	0	.000
Totals		5gs	0	0	0	0	0	0	0	0	0	0	0	0	0	0	0	3	8	0	.000

On base pct. .000 • Slugging pct. .000

#40 Adam Bainbridge - 8 appearances (All games)

Date	Opponent	GS	IP	H	R	ER	BB	SO	2B	3B	HR	WP	BK	HBP	IBB	Score	W-L	Sv	ERA	NP
Feb 21	vs Appalachian State	*	5.0	5	1	1	1	1	1	0	0	0	0	0	0	12-3	1-0	0	1.80	61
Feb 28	DELAWARE	*	4.2	6	2	2	0	0	0	1	1	0	0	2	0	10-4	1-0	0	2.79	60
Mar 06	RUTGERS	*	5.0	5	2	2	1	1	0	0	0	0	0	1	0	2-5	1-0	0	3.07	66
Mar 12	at West Virginia	*	5.0	9	3	2	1	4	3	0	0	0	0	0	0	5-6	1-0	0	3.20	83
Mar 18	WESTERN KENTUCK	*	4.0	7	2	2	4	3	2	0	0	0	0	0	0	4-2	1-0	0	3.42	76
Mar 26	at RICE	*	2.2	5	5	5	2	1	2	0	1	0	0	0	0	2-6	1-1	0	4.78	55
Mar 30	at Virginia	*	2.2	4	2	2	1	2	1	0	0	1	0	0	0	5-4	1-1	0	4.97	43
Apr 03	FLORIDA ATLANTIC	*	2.2	3	2	2	2	0	1	0	0	0	0	0	0	0-11	1-1	0	5.12	32
Totals		7	31.2	44	19	18	12	12	10	1	2	1	0	3	0	40-41	1-1	0	5.12	-

CAREER STATS

Year	avg	gp-gs	ab	r	h	2b	3b	hr	rbi	tb	slg%	bb	hbp	so	gdp	ob%	sf	sh	sb-att	po	a	e	fld%
2015	.000	0-0	0	0	0	0	0	0	0	0	.000	0	0	0	0	.000	0	0	0-0	2	9	0	1.000
2016	.000	0-0	0	0	0	0	0	0	0	0	.000	0	0	0	0	.000	0	0	0-0	3	8	0	1.000
TOTAL	.000	0-0	0	0	0	0	0	0	0	0	.000	0	0	0	0	.000	0	0	0-0	5	17	0	1.000

Year	era	w-l	app	gs	cg	sho	sv	ip	h	r	er	bb	so	2b	3b	hr	bf	bavg	wp	hbp	bk	sfa	sha
2014	0.00	0-0	9	0	0	0/0	0	6.1	5	0	0	3	5	0	0	0	27	.208	0	0	0	0	0
2015	2.39	4-1	21	8	1	0/2	2	67.2	52	21	18	14	33	9	1	1	265	.215	3	3	0	1	5
2016	5.12	1-1	8	7	0	0/0	0	31.2	44	19	18	12	12	10	1	2	145	.346	1	3	0	2	1
TOTAL	3.07	5-2	38	15	1	0/2	2	105.2	101	40	36	29	50	19	2	3	437	.257	4	6	0	3	6



#42 JOEY BENITEZ • Jr. • LHP • 6-1 • 185 • L/L • Crofton, Md. • Archbishop Spalding

PERSONAL: Joseph Benitez is the son of Rick and Lisa Benitez and he has one brother, Nick ... Volunteered his time with Happy Helpers and Sarah's House ... Majoring in psychology ... Battled and defeated papillary thyroid cancer and had surgery to remove his thyroid, plus 24 lymph nodes.

2015: 18 appearances ... Eight starts ... Picked up save vs. W&M ... Fanned four in a game vs. Rice and ECU.

MISCELLANEOUS

2016 Season Highs

IP (S)	5.0 vs VMI
IP (R)	3.0 vs Princeton
K	3 two times
BB	3 vs Norfolk State
NP	69 vs Norfolk State
H Allowed (S)	5 vs Norfolk State
H Allowed (R)	4 two times
HR Allowed	1 vs Liberty
Runs Allowed (S)	2 vs Norfolk State
Runs Allowed (R)	3 two times
ER Allowed (S)	2 vs Norfolk State
ER Allowed (R)	3 two times

2016 Breakdown

Opp. Avg.	.313
vs. Left	.286
vs. Right	.323
WHIP	1.63
K/IP	11/20.2

Career Highs

IP (S)	6.0 vs ECU (4.15.2015)
IP (R)	3.2 at ECU (4.21.2014)
K	4 two times
BB	3 vs NSU (2.23.2016)
NP	86 vs Rice (3.21.2015)
H Allowed (S)	9 vs Rice (3.21.2015)
H Allowed (R)	5 three times
HR Allowed	1 six times
Runs Allowed (S)	6 vs Rice (3.21.2015)
Runs Allowed (R)	5 vs VCU (4.8.2015)
ER Allowed (S)	5 vs Rice (3.21.2015)
ER Allowed (R)	4 times

2016 GAME-BY-GAME STATS

**2016 ODU Baseball
Individual Game-by-Game for Old Dominion (as of Apr 07, 2016)**

#42 Joey Benitez - 6 games (All games)

Date	Opponent	Pos	AB	R	H	RBI	2B	3B	HR	BB	SB	CS	HBP	SAC	SF	GDP	K	PO	A	E	Avg
Feb 23	NORFOLK STATE	*p	0	0	0	0	0	0	0	0	0	0	0	0	0	0	0	0	2	0	.000
Feb 27	VIRGINIA TECH	p	0	0	0	0	0	0	0	0	0	0	0	0	0	0	0	1	0	0	.000
Mar 05	RUTGERS-2	p	0	0	0	0	0	0	0	0	0	0	0	0	0	0	0	0	1	0	.000
Mar 15	PRINCETON	p	0	0	0	0	0	0	0	0	0	0	0	0	0	0	0	0	1	0	.000
Mar 23	VMI	*p	0	0	0	0	0	0	0	0	0	0	0	0	0	0	0	0	2	0	.000
Apr 06	WILLIAM & MARY	p	0	0	0	0	0	0	0	0	0	0	0	0	0	0	0	0	2	0	.000
Totals		2gs	0	0	0	0	0	0	0	0	0	0	0	0	0	0	0	1	8	0	.000

On base pct. .000 • Slugging pct. .000

#42 Joey Benitez - 11 appearances (All games)

Date	Opponent	GS	IP	H	R	ER	BB	SO	2B	3B	HR	WP	BK	HBP	IBB	Score	W-L	Sv	ERA	NP
Feb 23	NORFOLK STATE	*	4.0	5	2	2	3	2	1	0	0	0	0	0	0	5-3	1-0	0	4.50	69
Feb 27	VIRGINIA TECH		2.0	2	3	3	1	3	1	0	0	1	0	1	0	1-22	1-0	0	7.50	33
Mar 1	LIBERTY		1.0	1	1	1	0	1	0	0	1	0	0	1	0	7-6	1-0	0	7.71	18
Mar 05	RUTGERS-2		2.0	4	3	3	1	0	0	0	0	0	0	1	0	7-4	1-0	0	9.00	41
Mar 12	at West Virginia-1		0.2	1	0	0	2	0	0	0	0	0	0	0	0	5-4	1-0	0	8.38	21
Mar 15	PRINCETON		3.0	4	1	1	0	1	0	0	0	1	0	0	0	7-6	1-0	0	7.11	37
Mar 19	WESTERN KENTUCK		1.0	0	0	0	1	0	0	0	0	0	0	0	0	12-8	1-0	0	6.59	9
Mar 23	VMI	*	5.0	4	1	1	0	3	1	0	0	0	0	0	0	6-5	1-0	0	5.30	50
Mar 27	at RICE		0.2	2	0	0	0	0	0	0	0	0	0	0	0	2-8	1-0	0	5.12	6
Apr 02	FLORIDA ATLANTIC		0.1	1	0	0	0	1	1	0	0	0	0	0	0	1-3	1-0	0	5.03	7
Apr 06	WILLIAM & MARY		1.0	2	0	0	0	0	0	0	0	0	0	0	0	7-1	1-0	0	4.79	18
Totals		2	20.2	26	11	11	8	11	4	0	1	2	0	3	0	60-70	1-0	0	4.79	-

CAREER STATS

Year	avg	gp-gs	ab	r	h	2b	3b	hr	rbi	tb	slg%	bb	hbp	so	gdp	ob%	sf	sh	sb-att	po	a	e	fld%
2014	.000	0-0	0	0	0	0	0	0	0	0	.000	0	0	0	0	.000	0	0	0-0	0	3	0	1.000
2015	.000	0-0	0	0	0	0	0	0	0	0	.000	0	0	0	0	.000	0	0	0-0	1	8	0	1.000
2016	.000	0-0	0	0	0	0	0	0	0	0	.000	0	0	0	0	.000	0	0	0-0	1	8	0	1.000
TOTAL	.000	0-0	0	0	0	0	0	0	0	0	.000	0	0	0	0	.000	0	0	0-0	2	19	0	1.000

Year	era	w-l	app	gs	cg	sho	sv	ip	h	r	er	bb	so	2b	3b	hr	bf	bavg	wp	hbp	bk	sfa	sha
2014	3.00	1-1	10	0	0	0/0	0	12.0	12	5	4	4	7	3	0	1	50	.267	2	0	0	0	1
2015	5.54	1-2	18	8	0	0/1	1	50.1	75	34	31	11	27	9	2	4	233	.357	1	4	0	4	4
2016	4.79	1-0	11	2	0	0/0	0	20.2	26	11	11	8	11	4	0	1	95	.313	2	3	0	0	1
TOTAL	4.99	3-3	39	10	0	0/1	1	83.0	113	50	46	23	45	16	2	6	378	.334	5	7	0	4	6

**#29 EVAN BAER • Fr. • INF • 6-1 • 200 • R/R • Virginia Beach, Va. • Princess Anne**

- Member of the Princess Anne High School baseball team that won the 2015 Conference Championship and advanced to the Regional Tournament quarterfinals, marking the first regional appearance for Princess Anne in 10 years
- Recorded a batting average of .410 as a senior
- Named First Team All-Atlantic Conference, Second Team All-Tidewater and Co-Conference Player of the year over his career.

**#37 NEIL RING • Fr. • C • 5-10 • 195 • R/R • Appomattox, Va. • Blair Academy**

- Named All-Prep A and All-MAPL in 2015
- Helped lead the team to a New Jersey State Prep A Championship two times (2014 & 2015)
- Played in the Triple Crown Richmond All-Star game in 2014
- Batted .400 as a senior
- Also played football at Blair Academy and was named All-Prep in 2014

**#43 ISAIAH NELSON • Fr. • LHP • 5-11 • 170 • L/L • Norfolk, Va. • Norfolk Academy**

- Named First Team All-TCIS in 2013
- Also earned First Team All-TCIS and First Team All-State honors in 2014
- Helped lead Norfolk Academy to a TCIS Championship in 2014

**#44 DREW MOYER • Fr. • RHP • 6-6 • 200 • R/R • Newport News, Va. • Woodside**

- Member of the Woodside High School baseball team that made an appearance in the 2015 Regional Tournament
- Went 8-2 overall with a 1.9 ERA in 2015
- Named First Team 6A All-Region as a junior and senior
- Also earned First Team All-TCIS as a sophomore and junior and Second Team All-TCIS as an eighth grader playing on varsity at Hampton Roads Academy.

**#45 JACK JETT • Fr. • RHP • 6-4 • 205 • R/R • Reedville, Va. • Northumberland**

- Starting pitcher on the 2014 State Champion Northumberland High School baseball team
- Went 8-2 on the mound with a 2.8 ERA and recorded a .546 batting average to earn First Team All-Conference, Region, and State at second base
- Named to the All-Conference, All-Region and All-State team as a designated hitter as a senior
- All-Academic team all four years of high school and was a member of the Beta Club and the Peer Leaders Association

2016 STARTS BY POSITION/BATTING ORDER

Player	GS	Position											Batting Order									
		p	c	1b	2b	3b	ss	lf	cf	rf	of	dh	1st	2nd	3rd	4th	5th	6th	7th	8th	9th	
Jason McMurray	30	.	.	.	30	5	1	20	3	.	1
Connor Myers	30	30	1
Zach Rutherford	30	30	18	12
Nick Walker	30	30	1	12	17	.	.	.
Nick Lustrino	28	28	1	24	3	.
Kurt Sinnen	25	.	13	7	5	.	.	1	21	3	.	.
Grey Finwood	21	.	.	21	17	4
Kyle Beam	19	.	13	6	.	.	.	14	3	1	1	.
Justin Hayes	18	18	18
Turner Bishop	16	6	10	.	.	.	4	2	2	1	6	1
Will Morgan	8	6	2	2	6
Seth Woodard	8	.	.	2	.	2	4	.	.	.	3	.	2	1	2	.
Chris Livers	7	.	4	3	.	.	.	3	3	1	.	.	.
Sam Sinnen	7	7
Adam Bainbridge	7	7
Victor Diaz	6	6
Brett Smith	4	4
Jake Josephs	3	3
Joey Benitez	2	2
Nick Hartman	1	1

TEAM W-L RECORD WHEN STARTER

PITCHER:		
Adam Bainbridge	7	(4-3)
Sam Sinnen	7	(4-3)
Victor Diaz	6	(4-2)
Brett Smith	4	(3-1)
Jake Josephs	3	(2-1)
Joey Benitez	2	(2-0)
Nick Hartman	1	(1-0)
CATCHER:		
Kurt Sinnen	13	(10-3)
Kyle Beam	13	(7-6)
Chris Livers	4	(3-1)
FIRST BASE:		
Grey Finwood	21	(13-8)
Kurt Sinnen	7	(5-2)
Seth Woodard	2	(2-0)
SECOND BASE:		
Jason McMurray	30	(20-10)
THIRD BASE:		
Nick Lustrino	28	(20-8)
Seth Woodard	2	(0-2)
SHORTSTOP:		
Zach Rutherford	30	(20-10)
LEFT FIELD:		
Justin Hayes	18	(14-4)
Turner Bishop	6	(3-3)
Will Morgan	6	(3-3)
CENTER FIELD:		
Connor Myers	30	(20-10)
RIGHT FIELD:		
Nick Walker	30	(20-10)
DESIGNATED HITTER:		
Turner Bishop	10	(7-3)
Kyle Beam	6	(4-2)
Kurt Sinnen	5	(4-1)
Seth Woodard	4	(1-3)
Chris Livers	3	(2-1)
Will Morgan	2	(2-0)

TEAM W-L RECORD BY ORDER

LEADOFF:	
Connor Myers	29 (19-10)
Nick Walker	1 (1-0)
2ND SPOT:	
Zach Rutherford	18 (10-8)
Nick Walker	12 (10-2)
3RD SPOT:	
Nick Walker	17 (9-8)
Zach Rutherford	12 (10-2)
Kurt Sinnen	1 (1-0)
CLEANUP:	
Kyle Beam	14 (9-5)
Jason McMurray	5 (4-1)
Turner Bishop	4 (2-2)
Seth Woodard	3 (1-2)
Chris Livers	3 (3-0)
Connor Myers	1 (1-0)
5TH SPOT:	
Kurt Sinnen	21 (15-6)
Chris Livers	3 (1-2)
Kyle Beam	3 (2-1)
Turner Bishop	2 (2-0)
Jason McMurray	1 (0-1)
6TH SPOT:	
Jason McMurray	20 (15-5)
Kurt Sinnen	3 (3-0)
Seth Woodard	2 (0-2)
Turner Bishop	2 (1-1)
Chris Livers	1 (1-0)
Kyle Beam	1 (0-1)
Nick Lustrino	1 (0-1)
7TH SPOT:	
Nick Lustrino	24 (18-6)
Jason McMurray	3 (1-2)
Kyle Beam	1 (0-1)
Turner Bishop	1 (1-0)
Seth Woodard	1 (0-1)
8TH SPOT:	
Grey Finwood	17 (11-6)
Turner Bishop	6 (3-3)
Nick Lustrino	3 (2-1)
Seth Woodard	2 (2-0)
Will Morgan	2 (2-0)
9TH SPOT:	
Justin Hayes	18 (14-4)
Will Morgan	6 (3-3)
Grey Finwood	4 (2-2)
Jason McMurray	1 (0-1)
Turner Bishop	1 (1-0)

2016 ODU Baseball Overall Statistics for Old Dominion (as of Apr 06, 2016) (All games Sorted by Batting avg)

Record: 20-10 Home: 14-5 Away: 3-5 Neutral: 3-0 C-USA: 3-6

Player	avg	gp-gs	ab	r	h	2b	3b	hr	rbi	tb	slg%	bb	hp	so	gdp	ob%	sf	sh	sb-att	po	a	e	fld%
Will Morgan	.333	15-8	27	4	9	2	1	0	3	13	.481	4	0	8	1	.419	0	0	1-2	11	0	2	.846
Connor Myers	.303	30-30	119	27	36	8	0	3	16	53	.445	15	2	26	1	.384	2	3	9-13	79	2	2	.976
Nick Walker	.290	30-30	107	15	31	5	2	0	20	40	.374	24	1	19	1	.412	4	1	8-10	76	2	1	.987
Zach Rutherford	.265	30-30	117	19	31	3	2	1	15	41	.350	11	4	22	2	.343	2	5	7-8	46	111	7	.957
Chris Livers	.265	15-7	34	3	9	2	0	0	4	11	.324	3	0	5	0	.316	1	1	0-0	45	4	0	1.000
Kurt Sinnen	.258	29-25	93	9	24	4	1	1	16	33	.355	16	1	13	1	.366	2	1	2-2	153	10	3	.982
Justin Hayes	.258	28-18	66	12	17	2	1	0	10	21	.318	7	1	15	0	.333	1	1	5-8	24	2	2	.929
Nick Lustrino	.248	30-28	101	16	25	2	0	0	9	27	.267	17	3	7	3	.372	0	2	3-5	17	44	6	.910
Turner Bishop	.246	25-16	57	9	14	3	0	1	8	20	.351	3	1	17	0	.295	0	0	1-1	7	0	0	1.000
Jason McMurray	.227	30-30	110	15	25	7	1	1	14	37	.336	12	1	21	0	.304	2	2	3-4	73	80	2	.987
Kyle Beam	.225	22-19	71	12	16	3	1	3	16	30	.423	7	1	24	2	.300	1	0	0-0	51	13	1	.985
Darius Gillus	.167	9-0	6	0	1	0	0	0	2	1	.167	1	0	3	0	.286	0	0	0-0	12	1	0	1.000
Grey Finwood	.115	27-21	61	6	7	1	0	0	3	8	.131	6	5	22	2	.247	1	2	2-2	191	13	3	.986
Seth Woodard	.087	11-8	23	3	2	1	1	0	2	5	.217	0	3	8	0	.192	0	0	1-1	10	4	0	1.000
Bryce Windham	.000	11-0	4	3	0	0	0	0	0	0	.000	1	0	2	0	.200	0	1	0-0	0	5	1	.833
Cory Alexander	.000	7-0	1	4	0	0	0	0	0	0	.000	0	0	1	0	.000	0	0	0-0	0	0	0	.000
Totals	.248	30	997	157	247	43	10	10	138	340	.341	127	23	213	13	.341	16	19	42-56	814	335	37	.969
Opponents	.271	30	1033	145	280	50	3	14	130	378	.366	91	22	186	20	.339	12	22	22-30	787	280	53	.953

LOB - Team (239), Opp (223). DPs turned - Team (28), Opp (20). CI - Team (2), BEAM, K 1, SINNEN, K 1, Opp (1). IBB - Team (4), LUSTRINO, N 2, WALKER, N 1, RUTHERFORD,Z 1, Opp (2). Picked off - HAYES, J 1, MORGAN, W 1, RUTHERFORD,Z 1, WALKER, N 1, MYERS, C 1.

(All games Sorted by Earned run avg)

Player	era	w-l	app	gs	cg	sho	sv	ip	h	r	er	bb	so	2b	3b	hr	b/avg	wp	hp	bks	sfa	sha
Victor Diaz	2.00	3-2	9	6	0	0/0	0	36.0	31	9	8	7	20	5	0	2	.231	2	0	2	1	2
Sam Sinnen	2.95	2-1	7	7	0	0/1	0	36.2	31	14	12	8	28	7	0	0	.225	1	4	1	1	2
Grayson Bailey	3.07	2-0	13	0	0	0/0	1	14.2	10	7	5	8	9	1	0	0	.208	6	1	0	1	3
Brett Smith	3.51	1-1	11	4	0	0/1	1	25.2	26	11	10	9	16	3	1	2	.286	0	0	1	2	4
Jake Josephs	3.86	2-1	14	3	0	0/1	0	23.1	22	10	10	6	8	3	1	2	.256	0	1	0	3	0
Culver Lamb	4.24	2-2	14	0	0	0/1	1	23.1	24	14	11	6	22	4	0	1	.261	0	3	0	0	2
Nick Hartman	4.76	4-2	15	1	0	0/1	4	22.2	23	14	12	6	27	3	0	1	.264	5	0	0	1	2
Joey Benitez	4.79	1-0	11	2	0	0/0	0	20.2	26	11	11	8	11	4	0	1	.313	2	3	0	0	1
Adam Bainbridge	5.12	1-1	8	7	0	0/0	0	31.2	44	19	18	12	12	10	1	2	.346	1	3	0	2	1
Morgan Maguire	5.19	1-0	15	0	0	0/0	1	17.1	16	11	10	4	16	5	0	2	.246	4	3	1	0	2
Thomas Busbice	7.36	1-0	14	0	0	0/0	0	14.2	18	13	12	5	11	4	0	1	.305	4	1	0	1	3
Nate Matheson	17.18	0-0	8	0	0	0/1	1	3.2	7	7	7	9	5	1	0	0	.389	2	1	1	0	0
Drew Moyer	45.00	0-0	1	0	0	0/0	0	1.0	2	5	5	3	1	0	0	0	.400	2	2	0	0	0
Totals	4.31	20-10	30	30	0	2/2	9	271.1	280	145	130	91	186	50	3	14	.271	29	22	6	12	22
Opponents	4.12	10-20	30	30	1	1/1	5	262.1	247	157	120	127	213	43	10	10	.248	25	23	2	16	19

PB - Team (4), SINNEN, K 3, LIVERS, C 1, Opp (4). Pickoffs - Team (8), BAINBRIDGE,A 4, BAILEY, G 1, JOSEPHS, J 1, LAMB, C 1, SMITH, B 1, Opp (5). SBA/ATT - SINNEN, K (13-17), BEAM, K (5-7), HARTMAN, N (5-6), BAILEY, G (3-4), BENITEZ, J (2-4), LIVERS, C (4-4), MAGUIRE, M (2-3), SINNEN, S (3-3), JOSEPHS, J (2-2), LAMB, C (0-2), SMITH, B (2-2), MATHESON, N (2-2), DIAZ, V (1-2).

2016 ODU Baseball
Overall Statistics for Old Dominion (as of Apr 06, 2016)
(All games Sorted by Fielding pct)

Player	c	po	a	e	fld%	dp	sba	csb	sba%	pb	ci
Chris Livers	49	45	4	0	1.000	0	4	0	1.000	1	0
Seth Woodard	14	10	4	0	1.000	0	0	0	---	0	0
Darius Gillus	13	12	1	0	1.000	0	0	0	---	0	0
Adam Bainbridge	11	3	8	0	1.000	1	0	0	---	0	0
Joey Benitez	9	1	8	0	1.000	0	2	2	.500	0	0
Sam Sinnen	9	4	5	0	1.000	0	3	0	1.000	0	0
Turner Bishop	7	7	0	0	1.000	0	0	0	---	0	0
Brett Smith	6	2	4	0	1.000	1	2	0	1.000	0	0
Jake Josephs	5	3	2	0	1.000	0	2	0	1.000	0	0
Victor Diaz	5	2	3	0	1.000	0	1	1	.500	0	0
Grayson Bailey	3	0	3	0	1.000	0	3	1	.750	0	0
Thomas Busbice	3	1	2	0	1.000	0	0	0	---	0	0
Nick Walker	79	76	2	1	.987	1	0	0	---	0	0
Jason McMurray	155	73	80	2	.987	23	0	0	---	0	0
Grey Finwood	207	191	13	3	.986	21	0	0	---	0	0
Kyle Beam	65	51	13	1	.985	1	5	2	.714	0	1
Kurt Sinnen	166	153	10	3	.982	5	13	4	.765	3	1
Connor Myers	83	79	2	2	.976	1	0	0	---	0	0
Zach Rutherford	164	46	111	7	.957	18	0	0	---	0	0
Justin Hayes	28	24	2	2	.929	0	0	0	---	0	0
Nick Lustrino	67	17	44	6	.910	6	0	0	---	0	0
Will Morgan	13	11	0	2	.846	0	0	0	---	0	0
Bryce Windham	6	0	5	1	.833	0	0	0	---	0	0
Culver Lamb	10	2	5	3	.700	0	0	2	.000	0	0
Nick Hartman	3	1	1	1	.667	0	5	1	.833	0	0
Morgan Maguire	5	0	3	2	.600	0	2	1	.667	0	0
Nate Matheson	1	0	0	1	.000	0	2	0	1.000	0	0
Cory Alexander	0	0	0	0	.000	0	0	0	---	0	0
Drew Moyer	0	0	0	0	.000	0	0	0	---	0	0
Totals	1186	814	335	37	.969	28	22	8	.733	4	2
Opponents	1120	787	280	53	.953	20	42	14	.750	4	1

2016 ODU Baseball Conference statistics for Old Dominion (as of Apr 07, 2016) (C-USA games only Sorted by Batting avg)

Record: 3-6 Home: 3-3 Away: 0-3 C-USA: 3-6

Player	avg	gp-gs	ab	r	h	2b	3b	hr	rbi	tb	slg%	bb	hp	so	gdp	ob%	sf	sh	sb-att	po	a	e	fld%
Darius Gillus	1.000	2-0	1	0	1	0	0	0	1	1	1.000	0	0	0	0	1.000	0	0	0-0	1	0	0	1.000
Will Morgan	.500	4-2	8	1	4	1	0	0	0	5	.625	0	0	2	0	.500	0	0	0-0	2	0	1	.667
Justin Hayes	.375	8-6	16	4	6	2	0	0	1	8	.500	4	0	4	0	.500	0	0	1-2	9	1	1	.909
Turner Bishop	.375	8-4	16	4	6	0	0	0	0	6	.375	1	0	5	0	.412	0	0	0-0	4	0	0	1.000
Kurt Sinnen	.292	9-7	24	2	7	2	1	0	7	11	.458	4	0	3	1	.379	1	1	0-0	48	4	1	.981
Jason McMurray	.233	9-9	30	3	7	1	0	0	3	8	.267	4	0	6	0	.324	0	1	0-1	26	22	0	1.000
Connor Myers	.222	9-9	36	3	8	1	0	0	5	9	.250	2	0	10	1	.256	1	1	1-1	21	1	1	.957
Zach Rutherford	.206	9-9	34	4	7	1	1	1	7	13	.382	2	1	9	0	.263	1	2	1-1	12	35	1	.979
Grey Finwood	.200	7-6	15	1	3	0	0	0	1	3	.200	0	0	5	0	.200	0	2	0-0	49	3	1	.981
Nick Lustrino	.167	9-8	30	5	5	0	0	0	2	5	.167	3	0	3	1	.242	0	0	0-0	4	16	1	.952
Chris Livers	.167	4-3	12	1	2	0	0	0	0	2	.167	0	0	1	0	.167	0	0	0-0	10	1	0	1.000
Seth Woodard	.143	3-3	7	1	1	0	1	0	1	3	.429	0	2	4	0	.333	0	0	0-0	0	1	0	1.000
Nick Walker	.114	9-9	35	4	4	0	0	0	1	4	.114	2	1	7	0	.179	1	0	2-2	24	0	0	1.000
Kyle Beam	.105	7-6	19	3	2	2	0	0	3	4	.211	2	1	9	1	.227	0	0	0-0	15	4	1	.950
Cory Alexander	.000	1-0	0	1	0	0	0	0	0	0	.000	0	0	0	0	.000	0	0	0-0	0	0	0	.000
Bryce Windham	.000	2-0	0	0	0	0	0	0	0	0	.000	0	0	0	0	.000	0	0	0-0	0	0	0	.000
Totals	.223	9	283	37	63	10	3	1	32	82	.290	24	5	68	4	.291	4	7	5-7	231	101	9	.974
Opponents	.320	9	297	54	95	17	1	6	50	132	.444	29	5	45	8	.383	6	11	3-4	231	82	11	.966

LOB - Team (56), Opp (64). DPs turned - Team (10), Opp (7). CI - Team (1), BEAM, K 1, Opp (1).

(C-USA games only Sorted by Earned run avg)

Player	era	w-l	app	gs	cg	sho	sv	ip	h	r	er	bb	so	2b	3b	hr	b/avg	wp	hp	bks	sfa	sha
Joey Benitez	0.00	0-0	3	0	0	0/0	0	2.0	3	0	0	1	1	1	0	0	.375	0	0	0	0	0
Grayson Bailey	2.25	1-0	4	0	0	0/0	0	4.0	2	2	1	2	2	1	0	0	.182	4	0	0	1	1
Jake Josephs	3.00	1-0	6	0	0	0/0	0	6.0	6	2	2	1	1	0	0	1	.273	0	0	0	1	0
Victor Diaz	3.09	0-1	2	2	0	0/0	0	11.2	12	4	4	1	4	1	0	1	.267	1	0	1	0	1
Sam Sinnen	5.87	1-1	3	3	0	0/0	0	15.1	19	10	10	3	14	2	0	0	.306	0	2	0	1	1
Brett Smith	5.91	0-1	3	2	0	0/0	0	10.2	11	7	7	5	4	1	1	2	.289	0	0	0	1	2
Morgan Maguire	7.20	0-0	4	0	0	0/0	0	5.0	5	4	4	2	3	3	0	1	.263	0	0	0	0	1
Nick Hartman	7.71	0-1	3	0	0	0/0	1	2.1	4	3	2	2	4	0	0	0	.400	1	0	0	1	1
Adam Bainbridge	8.68	0-1	3	2	0	0/0	0	9.1	15	9	9	8	4	5	0	1	.405	0	0	0	1	1
Culver Lamb	9.45	0-1	6	0	0	0/0	0	6.2	12	8	7	2	5	2	0	0	.414	0	3	0	0	1
Thomas Busbice	11.25	0-0	4	0	0	0/0	0	4.0	6	5	5	2	3	1	0	0	.375	0	0	0	0	2
Totals	5.84	3-6	9	9	0	0/0	1	77.0	95	54	50	29	45	17	1	6	.320	6	5	1	6	11
Opponents	3.27	6-3	9	9	1	1/1	3	77.0	63	37	28	24	68	10	3	1	.223	6	5	0	4	7

PB - Team (0), Opp (1). Pickoffs - Team (3), BAINBRIDGE,A 2, JOSEPHS, J 1. SBA/ATT - SINNEN, K (2-3), BAILEY, G (1-1), BEAM, K (1-1), LAMB, C (0-1), DIAZ, V (1-1), SINNEN, S (1-1).

2016 ODU Baseball
Conference statistics for Old Dominion (as of Apr 07, 2016)
(C-USA games only Sorted by Fielding pct)

Player	c	po	a	e	fld%	dp	sba	csb	sba%	pb	ci
Jason McMurray	48	26	22	0	1.000	8	0	0	---	0	0
Nick Walker	24	24	0	0	1.000	0	0	0	---	0	0
Chris Livers	11	10	1	0	1.000	0	0	0	---	0	0
Adam Bainbridge	5	1	4	0	1.000	0	0	0	---	0	0
Turner Bishop	4	4	0	0	1.000	0	0	0	---	0	0
Victor Diaz	3	2	1	0	1.000	0	1	0	1.000	0	0
Morgan Maguire	2	0	2	0	1.000	0	0	0	---	0	0
Sam Sinnen	2	2	0	0	1.000	0	1	0	1.000	0	0
Jake Josephs	2	0	2	0	1.000	0	0	0	---	0	0
Darius Gillus	1	1	0	0	1.000	0	0	0	---	0	0
Seth Woodard	1	0	1	0	1.000	0	0	0	---	0	0
Grayson Bailey	1	0	1	0	1.000	0	1	0	1.000	0	0
Thomas Busbice	1	0	1	0	1.000	0	0	0	---	0	0
Grey Finwood	53	49	3	1	.981	6	0	0	---	0	0
Kurt Sinnen	53	48	4	1	.981	3	2	1	.667	0	0
Zach Rutherford	48	12	35	1	.979	7	0	0	---	0	0
Connor Myers	23	21	1	1	.957	1	0	0	---	0	0
Nick Lustrino	21	4	16	1	.952	2	0	0	---	0	0
Kyle Beam	20	15	4	1	.950	1	1	0	1.000	0	1
Justin Hayes	11	9	1	1	.909	0	0	0	---	0	0
Culver Lamb	4	1	2	1	.750	0	0	1	.000	0	0
Will Morgan	3	2	0	1	.667	0	0	0	---	0	0
Nick Hartman	0	0	0	0	.000	0	0	0	---	0	0
Bryce Windham	0	0	0	0	.000	0	0	0	---	0	0
Joey Benitez	0	0	0	0	.000	0	0	0	---	0	0
Brett Smith	0	0	0	0	.000	0	0	0	---	0	0
Cory Alexander	0	0	0	0	.000	0	0	0	---	0	0
Totals	341	231	101	9	.974	10	3	1	.750	0	1
Opponents	324	231	82	11	.966	7	5	2	.714	1	1