



OLD DOMINION

2021-22 WOMEN'S BASKETBALL

3 NATIONAL CHAMPIONSHIPS /// 1,100+ PROGRAM WINS /// 25 NCAA APPEARANCES

2021-22 SCHEDULE/RESULTS

N9	vs. SOUTH CAROLINA ST.	W, 80-52
N14	vs. AUBURN	W, 57-44
N18	vs. GEORGE WASHINGTON	L, 47-45
N21	at VCU	L, 71-48
N26	Saint Joseph's !	W, 67-50
N27	Texas Tech !	W, 59-45
N28	Stetson !	W, 61-51
D5	at William & Mary	W, 68-55
D8	vs. BOWIE STATE	W, 70-29
D12	vs. NORFOLK STATE	W, 76-47
D18	at Appalachian State	W, 85-49
D22	at Temple	W, 71-68
J13	at UTSA *	W, 57-46
J15	at UTEP *	L, 53-48
J17	vs. FLORIDA ATLANTIC *	W, 61-48
J20	vs. RICE *	W, 69-59
J22	vs. NORTH TEXAS *	W, 67-57
J26	vs. CHARLOTTE *	L, 64-61
J29	at Charlotte *	W, 54-45
F3	at Marshall *	W, 62-47
F5	at WKU *	L, 71-57
F7	vs. FIU *	W, 73-61
F10	vs. MIDDLE TENNESSEE *	W, 58-56
F13	at UAB *	W, 81-75
F17	vs. MARSHALL *	6:30 p.m.
F19	vs. WKU *	2 p.m.
F24	at Florida Atlantic *	6 p.m.
F26	at FIU *	12 p.m.
M2	vs. LA Tech *	6:30 p.m.
M5	at Middle Tennessee *	3 p.m.
M8-12	C-USA Tournament (Frisco, Texas)	

All times Eastern & subject to change

Home games in ALL CAPS

! - Van Chancellor Classic (Katy, Texas)

* - Denotes C-USA Contest

ODU Athletic Communications

Women's Basketball Contact: Matt Wurzbarger
Email: mwurzbur@odu.edu
Phone: 540-392-2711 (C) | 757-683-3395 (O)

ODUSPORTS.COM



@ODUSports
@ODU_WBB
@DelishaMJones



@odusports
@oduwbasketball
@delishamiltonjones



@ODUSports
@ODUWBB

OLD DOMINION (19-5, 9-3 C-USA) vs. MARSHALL (12-10, 7-6 C-USA)

GAME 25 // FEB. 17 // 6:30 PM ET // CHARTWAY ARENA (NORFOLK, VA.)



OLD DOMINION MONARCHS

Head Coach: DeLisha Milton-Jones
Record at ODU: 32-16 (2nd season)
Career Record: 64-48 (4th season)
2020-21 Record: 13-11 (7-9 C-USA)
Last Game: W, 81-75 vs. UAB
Ranking: N/A

VS.



MARSHALL THUNDERING HERD

Head Coach: Tony Kemper
Record at Marshall: 59-73 (5th season)
Career Record: 59-73 (5th season)
2020-21 Record: 8-11 (7-9 C-USA)
Last Game: W, 60-48 vs. UTEP
Ranking: N/A

SERIES HISTORY

All-Time: ODU leads, 11-5
Last Meeting: W, 62-47 (2/3/22) at Marshall
First Meeting: L, 41-34 (2/1/74) at Marshall
Streak: W1

BROADCAST INFORMATION

Stream: CUSA.tv
Radio: Money Talk 1310 AM
100.9 FM and 97.3 HD2
PXP: Matthew Hatfield
Color: Susan Montgomery

THE STARTING FIVE

- On Feb. 14, head coach DeLisha Milton-Jones was announced as a member of the Women's Basketball Hall of Fame Class of 2022. Milton-Jones boasts an accolade-filled career in the game. She received the Wade Trophy in 1997 as the best player in college basketball and won two Olympic gold medals and two WNBA titles. She is the seventh individual with ODU ties to reach the hall and is just the 13th active DI head coach in the WBHOF.

- ODU shot 50 percent from the field and made 11 of its 19 attempts from 3-point range in an 81-75 win at UAB on Sunday afternoon. The Monarchs had their highest-scoring conference game this season and posted the second-most points in a game this year. ODU's .500 percentage from the floor was its second highest this season, and its 11 treys and .545 shooting percentage from deep were both season highs.

- Iggy Allen had a season-high 29 points at UAB and set a new personal best with six made 3-pointers. On Monday, Conference USA named Allen its Player of the Week for the second time this season.

- The Monarchs are one of the tightest defensive units in the country this year. ODU entered Wednesday ranked 11th nationally and first in C-USA in scoring defense (53.8). The Monarchs are 41st in field goal percentage defense (.364) and 36th in 3-point field goal percentage defense (.275), good for first and fifth in C-USA, respectively. ODU is turning teams over 21.17 times per game (14th in DI, 1st in C-USA) while averaging the 24th-most steals per game (10.8) in the country. Additionally, ODU is tops in the conference and 37th in DI with 4.5 blocks per game.

- On Feb. 19, 2021 the Monarchs sat at 6-9 overall and 3-8 in Conference USA before ending the season with seven wins in their last nine games. The Monarchs are a combined 26-7 (.788) since that Feb. 19 loss to UAB. Those are the most wins by a C-USA team over that span, and no team in C-USA can match ODU's win percentage since Feb. 19.

PREVIOUS GAME STARTERS

#	Name	PPG	RPG	APG	MPG
#1	Mariah Adams Sr. G 6-0	6.1	2.9	4.3	31.8
#2	Iggy Allen Gr. G 5-11	14.9	7.7	1.6	30.4
#12	Brianna Jackson Jr. F 6-3	6.8	5.2	0.2	19.1
#14	Ajah Wayne Sr. G/F 5-10	13.2	5.9	1.8	29.7
#23	Amari Young Sr. F 5-11	9.2	5.6	0.8	26.7

QUICK FACTS

General Information

Location: Norfolk, Va. (23529)
 Nickname: Monarchs
 Founded: 1930 (as the Norfolk Division of The College of William & Mary)
 Enrollement: 24,824
 School Colors: Slate Blue (PMS 540)
 Silver (PMS 877)
 Light Blue (PMS 283)
 Home Court: Chartway Arena (8,472)
 Conference: Conference USA
 President: Dr. Brian O. Hemphill (Saint Augustine's)
 Athletic Director: Dr. Camden Wood Selig (Washington & Lee)
 A.D. Office Phone: 757-683-3369
 Sr. Woman Administrator: Carolyn Crutchfield
 Faculty Representative: Stacie Raymer
 Athletic Department Phone: 757-683-3375
 Official Website: ODUSports.com
 Ticket Office Phone: 757-683-4444
 Ticket Office Website: ynotix.com

Program History

First Year: 1969-70
 All-Time: 1,116-475 (.701)
 NCAA Appearances: 25 (Last, 2008)
 NCAA Record: 34-24
 WNIT Appearances: 8 (Last, 2019)
 WNIT Record: 7-8

2021-22 Coaching & Support Staff

Head Coach: DeLisha Milton-Jones
 Record at ODU: 32-16
 Overall Record: 64-48
 Assistant Coach: Shammond Williams
 Assistant Coach & Co-Recruiting Coordinator: Danielle Bell
 Assistant Coach & Co-Recruiting Coordinator: Roland Jones Jr.
 Director of Basketball Operations: Corey Green
 Video Coordinator: Kyle Weakland
 Athletic Trainer: Andilynn Beadles
 Strength Coach: Ryan Hardie
 Academic Advisor: Kristin Eden
 Sport Administrator: Carolyn Crutchfield
 Student Manager: Marcus Gear
 Office Phone Number: 757-683-3401

2020-21 Season In Review

Overall Record: 13-11
 C-USA Record: 7-9
 Postseason: N/A
 C-USA Tournament: Semifinals
 Letterwinners Returning/Lost: 5/5
 Starters Returning/Lost: 4/1
 Newcomers: 10 (5 freshman)

Radio Information

Radio Station: 94.1 WVSP-FM / 1310 WGH-AM
 PBP: Matthew Hatfield
 Analyst: Susan Montgomery (at home)

ROSTER BREAKDOWN

NUMERICAL

No.	NAME	POS.	CL.	HT.	HOMETOWN (HS/PREV. SCHOOL)
0	Joy Campbell	G	So.	5-6	Fontana, Calif. / Etiwanda / UC Riverside
1	Mariah Adams	G	Sr.	6-0	Little Rock, Ark. / eStem
2	Iggy Allen	G	Gr.	5-11	Pompano Beach, Fla. / Dillard / FAU
3	Taleah Washington	G	Jr.	5-7	District Heights, Md. / Forestville / Syracuse
4	Aziah Hudson	G	Sr.	5-6	Baldwin, N.Y. / Baldwin
5	Ashanti Barnes-Williams	F	Fr.	6-1	Norfolk, Va. / Lake Taylor
11	Kaye Clark	G	Jr.	5-7	Milwaukee, Wisc. / Rufus King/ Trinity Valley CC
12	Brianna Jackson	F	Jr.	6-3	Virginia Beach, Va. / Princess Anne
14	Ajah Wayne	G/F	Sr.	5-10	Birmingham, Ala. / Ramsay
20	Maggie Robinson	F	Gr.	6-0	Mobile, Ala. / W.P. Davidson / Shelton State CC
23	Amari Young	F	Sr.	5-11	North Augusta, S.C. / North Augusta
24	Eden Sample	G	Fr.	5-11	Gwinnett, Ga. / Collins Hill
25	Kaylen Nelson	G/F	Fr.	5-11	Tulsa, Okla. / Union
35	Alex Rouse	G	Fr.	5-8	Little Rock, Ark. / Joe T. Robinson
44	Amhyia Moreland	F	Fr.	6-1	Charlotte, N.C. / Zebulon B. Vance

ALPHABETICAL

No.	NAME	POS.	CL.	HT.	HOMETOWN (HS/PREV. SCHOOL)
1	Mariah Adams	G	Sr.	6-0	Little Rock, Ark. / eStem
2	Iggy Allen	G	Gr.	5-11	Pompano Beach, Fla. / Dillard / FAU
5	Ashanti Barnes-Williams	F	Fr.	6-1	Norfolk, Va. / Lake Taylor
0	Joy Campbell	G	So.	5-6	Fontana, Calif. / Etiwanda / UC Riverside
11	Kaye Clark	G	Jr.	5-7	Milwaukee, Wisc. / Rufus King/ Trinity Valley CC
4	Aziah Hudson	G	Sr.	5-6	Baldwin, N.Y. / Baldwin
12	Brianna Jackson	F	Jr.	6-3	Virginia Beach, Va. / Princess Anne
44	Amhyia Moreland	F	Fr.	6-1	Charlotte, N.C. / Zebulon B. Vance
25	Kaylen Nelson	G/F	Fr.	5-11	Tulsa, Okla. / Union
20	Maggie Robinson	F	Gr.	6-0	Mobile, Ala. / W.P. Davidson / Shelton State CC
35	Alex Rouse	G	Fr.	5-8	Little Rock, Ark. / Joe T. Robinson
24	Eden Sample	G	Fr.	5-11	Gwinnett, Ga. / Collins Hill
3	Taleah Washington	G	Jr.	5-7	District Heights, Md. / Forestville / Syracuse
14	Ajah Wayne	G/F	Sr.	5-10	Birmingham, Ala. / Ramsay
23	Amari Young	F	Sr.	5-11	North Augusta, S.C. / North Augusta

COACHES & STAFF

Head Coach	DeLisha Milton-Jones
Assistant Coach	Shammond Williams
Asst. Coach & Co-Recruiting Coord.	Danielle Bell
Asst. Coach & Co-Recruiting Coord.	Roland Jones Jr.
Director of Basketball Operations	Corey Green
Video Coordinator	Kyle Weakland
Sports Performance Coach	Ryan Hardie
Athletic Trainer	Andilynn Beadles

PRONUNCIATION GUIDE

#1 Mariah Adams	muh-RYE-uh
#3 Taleah Washington	tah-LEE-uh
#4 Aziah Hudson	ay-ZHUH
#12 Brianna Jackson	bree-AHN-nuh
#14 Ajah Wayne	ay-ZHUH
#24 Eden Sample	ee-DEN
#35 Alex Rouse	rhyms with house
#44 Amhyia Moreland	uh-MY-uh

BY STATE/COUNTRY

Alabama (2)
 Maggie Robinson
 Ajah Wayne

Arkansas (2)
 Mariah Adams
 Alex Rouse

California (1)
 Joy Campbell

Florida (1)
 Iggy Allen

Georgia (1)
 Eden Sample

Maryland (1)
 Taleah Washington

New York (1)
 Aziah Hudson

North Carolina (1)
 Amhyia Moreland

Oklahoma (1)
 Kaylen Nelson

South Carolina (1)
 Amari Young

Virginia (2)
 Ashanti Barnes-Williams
 Brianna Jackson

Wisconsin (1)
 Kaye Clark

BY POSITION

GUARD (8)
 Mariah Adams
 Iggy Allen
 Joy Campbell
 Kaye Clark
 Aziah Hudson
 Alex Rouse
 Eden Sample
 Taleah Washington

GUARD/FORWARD (2)
 Kaylen Nelson
 Ajah Wayne

FORWARD (5)
 Ashanti Barnes-Williams
 Brianna Jackson
 Amhyia Moreland
 Maggie Robinson
 Amari Young

BY CLASS

GRADUATES (2)
 Iggy Allen
 Maggie Robinson

SENIORS (4)
 Mariah Adams
 Aziah Hudson
 Ajah Wayne
 Amari Young

JUNIORS (3)
 Kaye Clark
 Brianna Jackson
 Taleah Washington

SOPHOMORES (1)
 Joy Campbell

FRESHMAN (5)
 Ashanti Barnes-Williams
 Amhyia Moreland
 Kaylen Nelson
 Alex Rouse
 Eden Sample



DELISHA MILTON-JONES

Experience: Second Season at ODU (fourth season overall)

Alma Mater: Florida, '97

All-Time Record: 64-48 (.571)

ODU Record: 32-16 (.667)

C-USA Record: 16-12 (.557)

CAREER TIMELINE

COACHING HISTORY

OLD DOMINION, Head Coach (2020-present)

SYRACUSE, Assistant Coach (2019-20)

- Helped recruit No. 4 class in the nation
- Wins over No. 5 Louisville and No. 8 Florida State

PEPPERDINE, Head Coach (2017-19)

- WNIT Sweet 16 in '19
- Finished 22-10 in 2018-19, one of the best turnarounds in the country
- 22 wins marked the program's most wins since 2002

PEPPERDINE, Assistant Coach (2016-17)

PLAYING HISTORY

WNBA (1999-2016)

- Fourth pick in the '99 Draft
- 2x WNBA Champion
- 3x WNBA All-Star
- Retired in '16 with most games played in league history with 499

USA BASKETBALL (1998, 1995-96, 1998-00)

- 2x Gold Medalist in '00 & '08
- 2x FIBA World Champion in '98 & '02

FLORIDA (1991-95)

- Florida Gator Hall Of Fame Inductee (2007)
- 1997 Wade Trophy Winner
- 1997 All-American
- 1,858 points scored

EDUCATION

University of Florida ('97)

DeLisha Milton-Jones, the 2022 inductee into the Women's Basketball Hall of Fame with a decorated professional career in the WNBA and overseas and former head coach at Pepperdine University, was announced as the new head coach of the Old Dominion women's basketball program by Director of Athletics Dr. Camden Wood Selig on April 17, 2020.

Milton-Jones guided the Monarchs to a 13-11 overall mark and a Conference USA Tournament Semifinals appearance in 2020-21. She notched her first win on the Monarchs' bench on Dec. 3 with a 70-47 result over William & Mary in ODU's home opener. Just three days later, she picked up another win over an in-state opponent – beating eventual Atlantic 10 champion VCU 81-76 in overtime. The Monarchs closed out the regular season with four wins in their last five games, including a 74-57 triumph on the road at C-USA Champions Middle Tennessee. Milton-Jones' Monarchs carried that momentum with them to Frisco, Texas for the C-USA Tournament. ODU won three games in as many days, including a pair of overtime victories, to reach the semifinals as the No. 6 seed out of the east. ODU took Rice, the west's top seed, to the brink before eventually falling 62-60. In all, the Monarchs were 7-2 in their final nine games.

Under the tutelage of Milton-Jones, three Monarchs earned significant accolades in 2020-21. Victoria Morris and Amari Young both placed on the all-conference second team. Young was also on the C-USA All-Defensive Team and the VaSID All-State Second Team. Wayne played her way on to the C-USA All-Tournament Team. ODU also found success in the classroom in 2020-21 with nine players featured on the Conference USA Commissioner's Honor Roll.

Milton-Jones has excelled at every stop of her basketball career. She started her college coaching career as an assistant at Pepperdine in 2016-17. After one season, she moved into the head coaching role and led the program to unprecedented success. In the 2017-18 season, she guided Pepperdine to 10 wins, the most at the Malibu school since 2012. In her second year, the Waves finished 22-10, winning 12 more games than the previous year in one of the best turnarounds in the country. The Waves' 22 victories in 2018-19 also marked the program's most since 2002. Pepperdine earned a WNIT bid for the program's first postseason tournament appearance, and then advanced to the Sweet 16 with wins over St. Mary's and Cal Baptist.

She left Pepperdine for the assistant coaching role at Syracuse following the 2019 WNIT run. Milton-Jones joined the staff of veteran head coach Quentin Hillsman. With Milton-Jones on the bench, the Orange put together a 16-15 mark, highlighted by wins over No. 5 Louisville and No. 8 Florida State.

Milton-Jones's coaching career followed a long and successful professional and international basketball career. Drafted fourth in the 1999 WNBA draft, she played 17 years in the league, retiring from the WNBA in 2016 after setting the record for most games played in league history with 499, which was later broken by WNBA great Sue Bird. She helped lead the Los Angeles Sparks to back-to-back WNBA Championships in 2001 and 2002. She was selected to the WNBA All-Star team in 2000, 2004 and 2007. In all, Milton-Jones played for Atlanta, New York, Washington and San Antonio, in addition to Los Angeles. Her 5,571 career points still rank ninth in WNBA history. She also made stops in Spain, Italy, Turkey, South Korea, the Czech Republic and Russia to play professionally.

On the international stage, Milton-Jones helped the United States win Olympic gold medals in 2000 and 2008. In the latter, she was coached by former ODU legend, Anne Donovan. She missed the 2004 Olympics with an injury. While playing for the national team, Milton-Jones also helped Team USA win FIBA Championships in 1998 and 2002.

Milton-Jones's first venture into coaching came when she was named interim coach of the Los Angeles Stars midway through the 2005 American Basketball Association. She became just the second woman to coach a men's professional basketball team.

Milton-Jones, who played for four years for Carol Ross at Florida, had one of the most remarkable college careers at Florida, capped off her senior year when she was named the 1997 Wade Trophy Winner, the 1997 Honda Award Winner, the 1997 SEC Player of the Year and a First Team All-American selection amongst other highly-touted accolades. She scored 1,858 points during her career, helping the Gators to four straight NCAA tournament appearances. Ironically, her final collegiate game was a 53-51 loss to Old Dominion in the 1997 NCAA Elite Eight. She was named to the Florida Gator Hall of Fame in 2007.



#0
JOY CAMPBELL
5-6 | So. | Guard
Fontana, Calif. | Etiwanda
UC Riverside



#1
MARIAH ADAMS
6-0 | Sr. | Guard
Little Rock, Ark. | eSTEM



#2
IGGY ALLEN
5-11 | Gr. | Guard
Pompano Beach, Fla. | Dillard
Florida Atlantic



#3
TALEAH WASHINGTON
5-7 | Jr. | Guard
District Heights, Md. | Forestville
Syracuse



#4
AZIAH HUDSON
5-6 | Sr. | Guard
Baldwin, N.Y. | Baldwin



#5
ASHANTI BARNES-WILLIAMS
6-1 | Fr. | Forward
Norfolk, Va. | Lake Taylor



#11
KAYE CLARK
5-7 | Jr. | Guard
Milwaukee, Wisc. | Rufus King
Trinity Valley CC



#12
BRIANNA JACKSON
6-3 | Jr. | Forward
Virginia Beach, Va. | Princess Anne
Miami (Fla.)



#14
AJAH WAYNE
5-10 | Sr. | Guard/Forward
Birmingham, Ala. | Ramsay



#20
MAGGIE ROBINSON
6-0 | Gr. | Forward
Mobile, Ala. | W.P. Davidson
Shelton State CC



#23
AMARI YOUNG
5-11 | Sr. | Forward
North Augusta, S.C. | North Augusta



#24
EDEN SAMPLE
5-11 | Fr. | Guard
Gwinnett, Ga. | Collins Hill



#25
KAYLEN NELSON
5-11 | Fr. | Guard
Tulsa, Okla. | Union



#35
ALEX ROUSE
5-8 | Fr. | Guard
Little Rock, Ark. | Joe T. Robinson



#44
AMHYIA MORELAND
6-1 | Fr. | Forward
Charlotte, N.C. | Zebulon B. Vance



DELISHA MILTON-JONES
HEAD COACH
Second Year at ODU; Fourth Overall



SHAMMOND WILLIAMS
ASSISTANT COACH
First Year at ODU



DANIELLE BELL
**ASST. COACH &
RECRUITING COORD.**
First Year at ODU



ROLAND JONES JR.
**ASST. COACH &
RECRUITING COORD.**
Second Year at ODU



COREY GREEN
DIRECTOR OF OPERATIONS
First Year at ODU



KYLE WEAKLAND
VIDEO COORDINATOR
Sixth Year at ODU



ANDILYNN BEADLES
ATHLETIC TRAINER
Third Year at ODU



RYAN HARDIE
SPORTS PERFORMANCE
Fourth Year at ODU

STATS COMPARISON



CATEGORY

Overall Record	19-5	12-10
Points Per Game	64.0	64.3
Opp. Points Per Game	53.8	59.5
Scoring Margin	+10.2	+4.8
Rebounds Per Game	38.3	38.4
Rebounding Margin	+1.8	+0.9
Field Goal Pct.	39.7	37.0
Opp. Field Goal Pct.	36.4	38.3
3 PT Pct.	27.6	29.9
Opp. 3 PT Pct.	27.4	27.2
Free Throw Pct.	62.4	72.6
Assists Per Game	11.7	11.5
Turnovers Per Game	15.4	13.1
Blocked Shots Per Game	4.5	2.4
Steals Per Game	10.8	8.3

NCAA STATISTICAL RANKINGS

Feb. 15, 2022

TEAM RANKINGS (TOP 100)

CATEGORY	STAT	NCAA RANK
Scoring Defense	53.8	11
Turnover Margin	+5.75	17
3Pt Field Goal % Def.	27.4	36
Turnovers Forced	21.17	14
Off. Rebs. Per Game	15.0	25
Steals Per Game	10.8	23
Field Goal % Def.	36.4	41
Free Throw Attempts	471	32
Scoring Margin	+10.2	61
Blocked Shots	109	31
Blocks Per Game	4.5	37
Free Throw Makes	294	93

NCAA STATISTICAL RANKINGS

Feb. 15, 2022

INDIVIDUAL

PLAYER	CATEGORY	STAT	NCAA RANK
Mariah Adams	Steals	47	94
	Steals Per Game	2.14	98
	Assist Turnover Ratio	1.52	149
	Assists	94	102
	Assists Per Game	4.3	92
Iggy Allen	Field Goals Made	131	127
	Points Per Game	14.9	178
	Points	357	128
	Rebounds	185	106
	Rebounds Per Game	7.7	143
Brianna Jackson	Blocked Shots	40	47
	Blocks Per Game	1.67	62
Ajah Wayne	FT Made	82	89
	FT Attempts	117	59

2021-22 C-USA Preseason Poll (first-place votes)

1. Charlotte (6) – 185 pts
2. **Old Dominion (6) – 173 pts**
- T3. Middle Tennessee (2) – 150 pts
- T3. North Texas – 150 pts
- T3. UTEP – 150 pts
6. LA Tech – 106 pts
7. FIU – 104 pts
8. Rice – 94 pts
9. Marshall – 85 pts
10. Florida Atlantic – 69 pts
11. UAB – 64 pts
12. WKU – 62 pts
13. Southern Miss – 56 pts
14. UTSA – 19 pts

2020-21 C-USA Preseason Team

- *Quincy Noble, North Texas, R-Jr., G
- *Octavia Jett-Wilson, Charlotte, Gr., G
- Iggy Allen, Old Dominion, Gr., G**
- Katia Gallegos, UTEP, So., G
- Savannah Wheeler, Marshall, So, G
- Amari Young, Old Dominion, Sr., F**
- Jada McMillian, Charlotte, Sr., G
- Ajah Wayne, Old Dominion, Sr., G/F**

*Preseason Co-Player of the Year

MONARCH NOTES

SERIES HISTORY

All-Time: ODU leads, 11-5

Last Meeting: W, 62-47 (2/3/22) at Marshall

First Meeting: L, 41-34 (2/1/74) at Marshall

Streak: W1

ODU and Marshall are playing for the 17th time all-time and the second time this season. The Monarchs are 11-5 against the Thundering Herd.

The Monarchs held Marshall to its fewest points at home in 10 years in a 62-47 win on Feb. 3. ODU held the Herd to a .274 shooting percentage and limited Savannah Wheeler, C-USA's leading scorer at the time, to 15 points on 4-of-10 shooting with five turnovers.

Bianna Jackson scored a season-high 15 points, pulled down nine boards and blocked three shots. **Aziah Hudson** came off the bench to score a season-best 12 points and was 2-of-4 from 3-point range.

LAST TIME OUT

ODU shot 50 percent from the field and made 11 of its 19 attempts from 3-point range in an 81-75 win at UAB on Sunday afternoon.

The Monarchs had their highest-scoring conference game this season and posted the second-most points in a game this year. ODU's .500 percentage from the floor was its second highest this season, and its 11 treys and .545 shooting percentage from deep were both season highs.

Iggy Allen had her best performance of the year, finishing with 29 points on 11-of-18 shooting. She set season highs in points and field goals made and hit a new career high with six 3-pointers.

Old Dominion flipped the game in the third quarter, outscoring UAB 31-25 to take a 64-60 lead going into the final period. Allen exploded in the third with 15 points and all four of ODU's treys. UAB led 41-35 with 8:34 left on the clock, prompting an early timeout from Milton-Jones. That timeout had the desired effect as ODU ran out to a 12-2 run to build a 47-43 lead.

Amari Young (15) and **Ajah Wayne** (13) joined Allen in double figures for the Monarchs. Young was 6-of-9 from the field and had two blocks and one steal. Wayne had four rebounds and two steals.

SCOUTING MARSHALL

The Herd bring a 12-10 overall record with a 7-6 mark in conference games into Thursday. Marshall is just 1-5 in its last six games.

The Thundering Herd ended a five-game skid with a 60-48 win over UTEP on Sunday. Savannah Wheeler and Aaliyah Dunham shared the game high with 16 points, and Lorelei Roper notched eight points and 12 rebounds.

Wheeler is second in C-USA with 20.0 points per game and ranks third in 3-point field goals made (46), 3-point field goal

percentage (.346), free throws made (111) and foul shooting percentage (.816).

Dunham paces the conference in assist-to-turnover ratio (2.49) and averages 4.0 assists and 2.05 steals per game.

Roper sits just outside the top-10 with 7.0 rebounds per game.

As a team, the Herd commit the fewest turnovers in C-USA.

MILTON-JONES GETS THE CALL FROM THE HALL

Head coach DeLisha Milton-Jones will be headed into the Women's Basketball Hall of Fame as a member of the Class of 2022. Milton-Jones is a two-time Olympic gold medalist and WNBA champion, helping the Los Angeles Sparks go back-to-back in 2001 and 2002. She enjoyed a 17-year career in the league and was a three-time all-star.

Milton-Jones was a decorated player at Florida, winning the Wade Trophy in 1997 as well as receiving SEC Player of the Year and First Team All-America honors that season.

She becomes the seventh individual with ODU ties to make the WBHOF, joining five Monarch legends in Anne Donovan, Nancy Lieberman, Inge Nissen, Marianne Stanley and Ticha Penicheiro and former ODU head coach Nikki McCray-Penson. Milton-Jones is just one of 13 active DI head coaches in the WBHOF.

CLAMPING DOWN

The Monarchs are one of the tightest defensive units in the country this year. ODU entered Wednesday ranked 11th nationally and first in C-USA in scoring defense (53.8). The Monarchs are 41st in field goal percentage defense (.364) and 36th in 3-point field goal percentage defense (.275), good for first and fifth in C-USA, respectively. ODU is turning teams over 21.17 times per game (14th in DI, 1st in C-USA) while averaging the 24th-most steals per game (10.8) in the country. Additionally, ODU is tops in the conference and 37th in DI with 4.5 blocks per game.

Only nine times this season has an ODU opponent scored more than 55 points in a game. Teams have shot 40 percent or better only seven times against ODU, and five teams have failed to crack the 30-percent mark.

The Monarchs have turned a team over 20 or more times on 11 occasions and have forced 30-plus turnovers four times.

Since the Monarchs began conference play, they have held the opposing team's leading scorer below their season average nine times.

CREDENTIALS

Working press credentials for all Old Dominion basketball games may be secured by contacting the athletic communications office at least two days prior to the desired game. All credentials will be left at the pass gate at Chartway Arena, located at the loading dock entrance on 45th Street across from the parking garage. The credentials must be worn at press row and in the press room. **PARKING PASSES ARE AVAILABLE ON A LIMITED BASIS.** Please contact Matt Wurzburger for credential or parking pass inquiries.

PRESS ROW

Press row is located at courtside. All radio and television broadcasts are originated at courtside. For any assistance during a game, please see Matt Wurzburger, who is located at the end of the scorers' table near the ODU bench.

PRESS ROOM/SERVICES

The Carol R. Hudson Press Room is located under section 107 in Chartway Arena. Outside telephone lines, along with wireless and ethernet connections, are available and may be used on a first-come, first-served basis. The press and media hostess and athletic public relations office assistants are available to assist in the filing of post-game stories. A complete play-by-play as well as halftime (12 column) and post-game (NCAA 16 column) statistics are distributed. Pre-game press packets are available one hour prior to tip-off.

PHOTOGRAPHERS

Only working photographers are allowed at courtside. Credentials must be secured at least two days in advance. All photographers must display their badge at all times. Photographers will have access to the Carol R. Hudson Press Room, which provides ethernet, to work pre-game, during the game and post-game on their photography needs.

RADIO BROADCASTS

Requests to broadcast any ODU game must be approved in advance by the athletic public relations office. Phone lines are available at courtside. For additional lines, please contact Matt Wurzburger or Matt Drexler of Spectra. For reference, ODU women's basketball games are broadcast on ESPN 94.1 FM or Money Talk 1310 AM, if there are scheduling conflicts with ESPN.

INTERVIEWS

Post-game interviews with Coach DeLisha Milton-Jones and select players are conducted in the Carol R. Hudson, Jr. Press Room. These interviews will be conducted only after the 10-minute cooling off period. Interviews with the visiting coach are also conducted in the press room. All interviews with Old Dominion players and coaches during the week must be arranged through the athletic communications office. If media has preference on which players they would like to interview in the press conference, please contact Matt Wurzburger at the final media timeout of the fourth quarter to submit your request.

JUST MONARCHS, PLEASE

Although the women's basketball team used to be referred to as the Lady Monarchs, they now should be referred to as the Monarchs. Additionally, Old Dominion University is our official title but ODU will work just fine when abbreviating the school. Old Dom, Old Domin and other variations are incorrect.

SITUATIONAL RECORDS

STAT	Record (last year)
Home	9-2 (6-6)
Home (C-USA)	5-1 (3-6)
Home (Non-Conference)	4-1 (3-0)
Away	7-3 (4-4)
Away (C-USA)	4-2 (4-3)
Away (Non-Conference)	3-1 (0-1)
Neutral	3-0 (3-1)
Leading after 1Q	13-2 (6-7)
Trailing after 1Q	5-3 (4-4)
Tied after 1Q	1-0 (3-0)
Leading at Half	15-0 (7-4)
Trailing at Half	4-5 (6-6)
Tied at Half	0-0 (0-1)
Leading after 3Q	17-0 (9-4)
Trailing after 3Q	1-5 (4-7)
Tied after 3Q	1-0 (0-0)
Scores < 50	0-3 (0-1)
Scores 50-59	5-1 (2-1)
Scores 60-69	7-1 (0-4)
Scores 70-79	4-0 (7-1)
Scores 80-89	3-0 (3-3)
Scores 90-99	0-0 (1-1)
Scores >100	0-0 (0-0)
Allows < 50	9-1 (3-0)
Allows 50-59	7-1 (4-1)
Allows 60-69	2-1 (1-2)
Allows 70-79	1-2 (4-4)
Allows 80-89	0-0 (1-2)
Allows 90-99	0-0 (0-1)
Allows >100	0-0 (0-1)
FG% >= 40	11-0 (10-5)
FG% < 40	8-5 (3-6)
Opp. FG% >= 40	4-3 (5-8)
Opp. FG% < 40	15-2 (8-3)
FG% > Opp.	14-0 (10-2)
FG% <= Opp.	5-5 (3-9)
3PT Made > Opp.	10-0 (8-4)
3PT Made <= Opp.	9-5 (5-7)
FT% >= 70	5-0 (2-1)
FT% < 70	14-5 (11-10)
FT ATT > Opp.	11-2 (10-2)
FT ATT <= Opp.	8-3 (3-9)
Rebounds > Opp.	13-1 (10-3)
Rebounds <= Opp.	6-4 (3-8)
Assists > Opp.	14-0 (8-4)
Assists <= Opp.	5-5 (5-7)
Turnovers > Opp.	4-1 (4-4)
Turnovers <= Opp.	15-4 (9-6)
Overtime	0-0 (3-3)
OT at Home	0-0 (1-1)
OT on Road	0-0 (0-2)
Top 25	0-0 (0-0)
Top 25 at Home	0-0 (0-0)
Top 25 on Road	0-0 (0-0)

MONARCH NOTES CONTINUED..

THE TURNING POINT

On Feb. 19, the Monarchs lost a 74-61 home game to UAB, dropping to 6-9 overall and 3-8 in Conference USA. ODU responded with 37-point win over UAB the following day, starting a run of seven wins over the last nine games of the season. The Monarchs are a combined 26-7 (.788) since the Feb. 19 loss to UAB.

ODU's 26 wins are the most by a C-USA team over that span, and no team in C-USA can match ODU's win percentage since Feb. 19.

2020-21 IN REVIEW

The Monarchs posted a 13-11 overall mark in 2020-21, going 7-9 in Conference USA games. ODU turned it on late, going 7-2 in its final nine games of the season. During that stretch, the Monarchs upset eventual C-USA champion Middle Tennessee on the road and won three games in as many nights to reach the semifinals of the conference tournament as the East Division's No. 6 seed.

ODU was strong on the glass last season, ranking fourth in the conference and 48th nationally with 40.5 boards per game. The Monarchs boasted two of the conference's top rebounders in **Amari Young** and **Ajah Wayne**. Young averaged a double-double and was 2nd in C-USA and 18th in DI with 11.2 rebounds per game. Wayne averaged 9.7 boards per contest (fourth in C-USA, 49th in DI) and was the leading offensive rebounder in the conference (3.8). Old Dominion was 10-3 last season when winning the rebounding battle.

The Monarchs also took great care of the ball when in possession, averaging only 12.7 turnovers per game, good for second in C-USA and 25th nationally. Starting point guard **Mariah Adams** boasted a 1.78 assist-to-turnover ratio, the fourth-best mark in C-USA. As a team, ODU's 1.06 assist-to-turnover ratio was third-best in the conference.

POTENT QUOTABLES

"They're so special to me. I know this moment is about me. But there's nothing I wouldn't do for these women. They shower me with love and affection. Just seeing how proud they are of me, it tickles me pink on the inside, but at the same time motivates me even more to be better as their leader, as a living example for them." **Head coach DeLisha Milton-Jones on sharing her WBHOF induction with her players**

"I told the players late in the game 'we grew today. We grew because now we're listening and we're showing that we can be disciplined. And now we can just execute and pick teams apart, especially on the offensive end, and we can be rather disruptive on the defensive end and dictate what teams are allowed to do.'" **Head coach DeLisha Milton-Jones on ODU's win at UAB**

HIGH EXPECTATIONS

Coaches of Conference USA have predicted a two-horse race between the Monarchs and Charlotte for the regular season title. The Monarchs finished just 12 points behind the 49ers in the preseason poll, and both teams received six first-place votes. ODU and Charlotte battled three times last season with each game going beyond regulation. The Monarchs and 49ers played a pair of double-overtime affairs, including a 90-89 ODU win in the C-USA Quarterfinals.

ALLEN, WAYNE, YOUNG NAMED PRESEASON ALL-C-USA

The Monarchs were well-represented in the Conference USA Preseason Team as **Iggy Allen**, **Ajah Wayne** and **Amari Young** all featured on the eight-person team. Those three selections were the most by any C-USA team, and only Charlotte joined ODU with multiple honorees on the team. Allen, last season's C-USA Newcomer of the Year with FAU, makes the preseason team for the first time. Both Wayne and Young were named preseason all-conference prior to the start of last season as well.

MILTON-JONES ANNOUNCES COACHING STAFF

Head coach **DeLisha Milton-Jones** finalized her coaching staff in early September with the hiring of **Danielle Bell**, **Shammond Williams**, and **Corey Green** and the elevation of **Roland Jones Jr.**

- A Hampton Roads native, Bell serves as assistant coach and co-recruiting coordinator. Bell joined the Monarchs following a three-year stint at Gardner-Webb. She also had stops at Norfolk State, Richmond and Georgia. She helped the Spartans to their first winning season in 16 years and reached the 2011 Sweet 16 with the Bulldogs. The Kellam High School product graduated from Richmond in 2010 and was a four-year letterwinner with the Spiders.

- Williams was a standout performer at North Carolina with a decade-long professional playing career. Williams made the Final Four in 1995, 1997 and 1998 and left Chapel Hill as the program's career leader in 3-pointers and free throw percentage. He was drafted by the Chicago Bulls in the second round of the 1998 NBA Draft and played in 325 games with seven different franchises. Williams was also a decorated player in several European domestic leagues and has represented the Republic of Georgia on the international stage. He has previously served as a men's basketball assistant coach at Furman, Tulane and WKU.

- Jones Jr. was elevated to the role of assistant coach and co-recruiting coordinator after serving as the program's director of basketball operations last season. Prior to ODU, Jones Jr. was a girl's basketball assistant coach at Etiwanda High School in California, where he coached current Monarch **Joy Campbell**. Jones Jr.

SITUATIONAL RECORDS

STAT	Record (last year)
3 points or less	2-2 (3-2)
4-9 points	2-1 (4-6)
10-19 points	11-1 (3-3)
20+ points	4-1 (3-0)
Night	7-2 (6-5)
Day	12-3 (7-6)
November	5-2 (0-1)
December	5-0 (3-0)
January	5-2 (2-4)
February	4-1 (3-5)
March	0-0 (5-1)
Sunday	5-1 (2-0)
Monday	2-0 (0-0)
Tuesday	1-0 (1-0)
Wednesday	2-1 (1-1)
Thursday	4-1 (3-0)
Friday	1-0 (4-4)
Saturday	4-2 (2-6)

GAME STATS

CATEGORY	STATS
Most Pts	85 at App State (12/18)
Low Pts	45 vs. GW (11/18)
Most Opp. Pts	75 at UAB (2/13)
Low Opp. Pts	29 vs. Bowie State (12/8)
Largest Lead	41 vs. Bowie State (12/8)
Largest Deficit	26 (2x), last: at WKU (2/5)
Most Lead Changes	8 at UAB (2/13)
Longest ODU led	39:45 (2x), last: vs. Bowie State (12/8)
Longest ODU trailed	39:29 at VCU (11/21)
Most 1Q Pts	32 at App State (12/18)
Low 1Q Pts	7 vs. Norfolk State (12/12)
Most Opp. 1Q Pts	27 at WKU (2/5)
Low Opp. 1Q Pts	2 vs. Bowie State (12/8)
Most 2Q Pts	24 (2x) last: vs. Norfolk State (12/12)
Low 2Q Pts	6 (2x), last: at UTEP (1/15)
Most Opp. 2Q Pts	18 (2x) last: at VCU (11/21)
Low Opp. 2Q Pts	4 vs. Texas Tech (11/27)
Most 1st Half Pts	49 at App State (12/18)
Low 1st Half Pts	15 at UTEP (1/15)
Most Opp. 1st Half Pts	43 at WKU (2/5)
Low Opp. 1st Half Pts	12 vs. Bowie State (12/8)
Most 3Q Pts	31 at UAB (2/13)
Low 3Q Pts	8 (2x), last: vs. FAU (1/17)
Most Opp. 3Q Pts	25 at UAB (2/13)
Low Opp. 3Q Pts	4 vs. Bowie State (12/8)
Most 4Q Pts	29 vs. Rice (1/20)
Low 4Q Pts	9 (2x), last: vs. MTSU (2/10)
Most Opp. 4Q Pts	26 at Temple (12/22)
Low Opp. 4Q Pts	5 at UTSA (1/13)
Most 2nd Half Pts	48 at UAB (2/13)
Low 2nd Half Pts	22 vs. Texas Tech (11/27)
Most Opp. 2nd Half Pts	40 (2x), last: at UAB (2/13)
Low Opp. 2nd Half Pts	17 vs. Bowie State (12/8)

MONARCH NOTES CONTINUED..

previously served under Milton-Jones at Pepperdine in 2017-18 and helped lay the groundwork for the Waves' 22-win team the following season. He played professionally in nine different countries and was a junior college honorable mention all-American at Cochise College.

- No stranger to ODU women's basketball, Green was hired as the new director of basketball operations. He was a former student manager and office assistant and eventual interim video coordinator for the Monarchs and graduated from ODU in 2016. Following graduation, Green was a women's basketball GA at Detroit then worked for women's hoops at Memphis for three seasons, first as the video coordinator and then the director of basketball operations.

MONARCHS ADD 10 FOR 2021-22 SEASON

Head coach **DeLisha Milton-Jones** added 10 newcomers prior to the start of the season. The 10-member signing class includes five freshmen, four Division I transfers and a second team junior college all-American.

- **Iggy Allen** comes to ODU as a graduate transfer. Last season she was named C-USA's Newcomer of the Year while at Florida Atlantic. She set single-season Division I-era program records in scoring (22.2 points per game) and rebounding (10.9 rebounds per game) with the Owls. Allen also played at Miami (Fla.) and Mississippi State, where she played in the NCAA Final as a freshman. As a high schooler, Allen was ranked as the No. 43 prospect nationally.

- **Ashanti Barnes-Williams** was rated a top-150 recruit by ProspectsNation coming out of Lake Taylor High School in Norfolk. She helped lead the Titans to a state title and received VHSL 4A All-State honors in 2020. Additionally, she is a former First Team All-Conference and Second Team All-Tidewater honoree.

- **Joy Campbell** played in 18 of a possible 19 games as a freshman at UC Riverside last season. She was second on the team in both assists and steals. Campbell is a former Sun/Bulletin Player of the Year at Etiwanda High School. The Eagles were ranked as high as sixth nationally by MaxPreps in Campbell's senior season.

- **Kaye Clark** was a Second Team NJCAA All-American for Trinity Valley CC last season. In her two seasons at Trinity Valley, the Cardinals went a combined 54-4 and played for the NJCAA championship in 2021. She averaged 14.2 points, 5.5 rebounds and 4.3 assists per game in her all-American campaign while making 1.5 3-pointers per game at a .407 clip.

- **Brianna Jackson** started her collegiate career at Miami (Fla.), where she played two seasons. Jackson featured in 40 total games for the Hurricanes. She led Miami and was sixth in the ACC in blocks per

game (1.30) as a freshman. Jackson was a four-star prospect out of local powerhouse Princess Anne High School and was the fourth-ranked player in the state of Virginia. A former VHSL 5A State Player of the year, she won four state titles with the Cavaliers.

- **Amhyia Moreland** was a two-time state champion with Zebulon B. Vance High School in Charlotte. She had an 11-point, 13-board double-double in the 2021 state title game. She garnered I-Meck Player of the Year honors after averaging 18.3 points and 7.4 rebounds per game as a senior.

- **Kaylen Nelson** averaged 13.4 points and 5.9 rebounds as a senior at Union High School in Tulsa, garnering all-state honors in the process. She was also a First Team All-World honoree as a senior as she helped guide Union to the 6A state semifinals.

- **Alex Rouse** was a multi-sport athlete at Joe T. Robinson High School in Little Rock. She averaged 25.5 points, six rebounds and three assists as a senior en route to all-conference and all-state honors. She played in the state tournament in basketball and also won a state title in soccer. Additionally, she owns one varsity letter for volleyball.

- **Eden Sample** was a nominee for the 2021 McDonald's All-American game and an Atlanta Journal-Constitution 6A All-State Second Teamer as a senior. She received first team all-conference honors as a junior, leading Collins Hill High School in scoring at 16.5 points per game.

- **Taleah Washington** played two seasons at Syracuse and reached the Round of 32 in the 2021 NCAA Tournament. She played in 42 total games for the Orange and was coached by Milton-Jones as a freshman. In high school, Washington was a two-time state champion, a 1,000-point scorer and a two-time MVP of the Rose Classic.

1K WATCH

The Monarchs added its newest member of the 1,000-point club on Jan. 17. **Amari Young** became the 35th Monarch to tally 1,000 points in a career and now has 1,105.

Ajah Wayne also joined the 1,000-point club this season and now has 1,254. She currently ranks 27th all-time at ODU.

In total, 35 ODU players have reached the 1,000-point threshold. The Monarchs boast 15 1,500-point scorers and six 2,000-point scorers. Anne Donovan holds the career scoring record at Old Dominion with 2,719 points in her 136 career games (20.0 per game).

SILVER MONARCHS

The Monarchs are celebrating the 25th anniversary of their 1996-97 national runner-up squad. That year, ODU posted a 34-2 overall record, going 16-0 in conference and winning the sixth of an eventual 17-consecutive CAA crowns. The 96-97 edition of the Monarchs owned the best offense in the nation (84.4 points per game) and won by an average of 31.9

THE LAST TIME...

TEAM SCORING

100+	W, 105-62 vs. Hofstra (2/14/04)
90+	W, 90-89 2OT vs. CLT (3/11/21)
<40	L, 37-55 at GW (11/28/20)
Allowed 100+	L, 102-95 2OT vs. CLT (2/10/21)
Allowed <40	W, 70-29 vs. Bowie State (12/8)
5 plys w/ 10+ Pts (5)	W, 80-52 vs. S.C. State (11/9/21)
6 plys w/ 10+ Pts (6)	W, 95-68 vs. FIU (1/12/19)

TEAM STATS

60%+	61.4% at Southern Miss (2/10/18)
60%+ 3PT	69.2% at Southern Miss (2/10/18)
0 3PT	at VCU (11/21/21)
10+ 3PT	11 at UAB (2/13)
100% FT	5-5 at George Mason (11/17/17)
40+ FT ATT	42 vs. William & Mary (12/8/18)
10+ REB MARG.	+10 at Marshall (2/3)
20+ REB MARG.	+21 vs. North Texas (1/22)
30+ REB MARG.	+33 vs Florida Atlantic (3/13/19)
20+ OFF REBS	24 vs. North Texas (1/22)

OVERTIME

Game	W, 90-89 vs. CLT (3/11/21)
Win	W, 90-89 vs. CLT (3/11/21)
Loss	L, 87-80 vs. CLT (2/13/21)
Road Game	L, 87-80 vs. CLT (2/13/21)

INDIVIDUAL

50+ Points	Anne Donovan (50) vs. Norfolk State (12/11/80)
40+ Points	Jennie Simms (41) at Florida Atlantic (2/4/17)
30+ Points	Amari Young (31) vs. CLT (3/11/21)
2 players with 20+ Points	I. Allen (23) / A. Wayne (21) at App State (12/18/21)
Triple-Double	Ticha Penicheiro (22p/15r/14s) vs. St. Francis (Pa.) (3/13/98)
Double-Double (P/R)	Amari Young (10p, 10r) at Charlotte (1/29/22)
Double-Double (P/A)	Taylor Edwards vs. Jacksonville (11/24/18)
2 players with D/D	I. Allen / A. Wayne at Temple (12/22)
10+ 3PT	TJ Jordan (10) vs. Northeastern (2/8/07)
20+ FT ATT	Ajah Wayne (20) at Cincinnati (11/12/18)
15+ REB	Iggy Allen (15) vs. Norfolk State (12/12)
20+ REB	Amari Young (24) vs. Charlotte (2/10/21)
10+ OFF REB	Ashley Scott (11) vs. Florida Atlantic (3/13/19)
10+ ASTS	Taylor Edwards (10) vs. Jacksonville (11/24/18)
5+ BLKS	Marie Reichert (5) vs. Campbell (11/8/19)
5+ STLS	Mariah Adams (6) at Temple (12/22)

MONARCH NOTES CONTINUED..

points per game.

ODU opened the NCAA Tournament with a 102-52 win over Liberty then survived in overtime vs. Purdue, 69-65. After a comfortable win over LSU to reach the Elite Eight, the Monarchs eked out a pair of one-point wins to reach the title game for the first time since winning it all in 1985. The Monarchs topped Florida and current head coach **DeLisha Milton-Jones** in the Elite Eight before beating Stanford 83-82 in the Final Four. Old Dominion ran in to a Tennessee team in the midst of an run of 46-straight wins and back-to-back national titles and lost 68-59 in the championship game.

A NEW VOICE FOR THE MONARCHS

Longtime Hampton Roads area sports broadcaster **Matthew Hatfield** was hired in early October to be the new play-by-play announcer for ODU women's basketball. A native of Virginia Beach, Hatfield has been covering sports in the state for nearly two decades. He joined VirginiaPreps.com in December of 2004 and became the site's publisher in 2016.

In 2010, was hired by Max Media and has been hosting a weekly or daily show on ESPN Radio 94.1 FM for 11 years, making him the longest-tenured active local sports radio host in the Tidewater market. He currently hosts the 757 Saturday Sports Talk from 10 a.m. to noon on ESPN Radio 94.1.

All ODU women's basketball games can be heard on ESPN Radio 94.1 FM or Money Talk 1310 AM/100.9 FM/97.3 HD2FM. Joining Hatfield on the call will be former Monarch women's basketball assistant coach Susan Montgomery.

2021-22 STREAM INFORMATION

All home contests during the 2021-22 season are streaming live on either CUSA.tv or ESPN+. Twelve of ODU's 14 home games will be found on CUSA.tv, while the Monarch's matchups with Auburn (Nov. 14) and Rice (Jan. 20) will be on ESPN+. In addition, ODU's Feb. 5 game at WKU will broadcast live on ESPN+ with all other road conference games appearing on CUSA.tv.

CUSA.tv offers three payment options, including a 24-hour pass (\$6.95), a monthly recurring subscription (\$10.95), and a yearly pass (\$99.95). ESPN+ is available for \$6.99 per month or for an annual subscription of \$69.99.

STAYING SOCIAL

Be sure to follow Old Dominion women's basketball on Facebook (@ODUWBB), Twitter (@ODU_WBB) and Instagram (@oduwbasketball) to stay up-to-date with the program.

In addition, follow Old Dominion University Athletics on Facebook (@ODUsports), Twitter (@ODUsports) and Instagram (@odusports) for all things ODU sports related.

CAREER TOTALS

Double-Figure Scoring Games			
	2021-22	Career	Streak
Ajah Wayne	17	68	3
Amari Young	13	56	1
Iggy Allen	19	43	4
Aziah Hudson	1	30	---
Mariah Adams	5	23	---
Maggie Robinson	---	17	---
Brianna Jackson	5	13	---
Taleah Washington	1	3	---
Kaye Clark	2	2	---
Joy Campbell	---	1	---

30-Point Games		
	2021-22	Career
Iggy Allen	---	4
Ajah Wayne	---	1
Amari Young	---	1

20-Point Games		
	2021-22	Career
Iggy Allen	6	18
Ajah Wayne	3	14
Amari Young	---	6
Mariah Adams	---	2
Aziah Hudson	---	2

10-Rebound Games		
	2021-22	Career
Aman Young	3	31
Ajah Wayne	2	25
Iggy Allen	6	13
Brianna Jackson	3	4
Maggie Robinson	---	1

Double-Doubles		
	2021-22	Career
Ajah Wayne	2	20
Amari Young	1	18
Iggy Allen	6	17
Brianna Jackson	---	1

GAMES LEADING ODU IN...

Scoring		2021-22
Iggy Allen		13
Ajah Wayne		10
Amari Young		3
Brianna Jackson		1

Rebounding		2021-22
Iggy Allen		14
Brianna Jackson		7
Amari Young		5
Ajah Wayne		2

Assists		2021-22
Mariah Adams		17
Iggy Allen		3
Kaye Clark		3
Ajah Wayne		2
Amari Young		2
Ashanti Barnes-Williams		1
Taleah Washington		1

Steals		2021-22
Mariah Adams		9
Iggy Allen		6
Kaye Clark		6
Amari Young		5
Brianna Jackson		4
Ajah Wayne		2
Joy Campbell		1
Aziah Hudson		1

Blocks		2021-22
Brianna Jackson		16
Amari Young		8
Amhyla Moreland		5
Ajah Wayne		4
Kaye Clark		3
Iggy Allen		2
Mariah Adams		1
Taleah Washington		1

TOP 25 POLLS

AP (Feb. 13)

Rank	Team	Record	Prev. Rank
1	South Carolina (30)	23-1	1
2	Stanford	21-3	2
3	Louisville	22-2	3
4	NC State	23-3	5
5	Indiana	18-3	7
6	Iowa State	21-3	9
7	Baylor	19-5	10
8	Arizona	18-4	6
9	Michigan	20-4	4
10	UConn	17-5	8
11	LSU	21-4	14
12	Tennessee	21-4	13
13	Maryland	18-6	15
14	Texas	17-6	16
15	Oklahoma	20-4	12
16	Georgia Tech	19-6	11
17	Florida	18-6	19
18	Ohio State	18-4	21
19	Notre Dame	19-6	18
20	BYU	21-2	20
21	Georgia	17-7	17
22	Iowa	16-6	25
23	Virginia Tech	19-6	NR
24	North Carolina	19-5	23
25	Florida Gulf Coast	22-2	22

USA TODAY/WBCA COACHES (Feb. 15)

Rank	Team	Record	Prev. Rank
1	South Carolina (31)	23-1	1
2	Stanford (1)	21-3	2
3	Louisville	23-2	3
4	North Carolina State	23-3	5
5	Iowa State	21-3	9
6	Indiana	18-4	6
7	Arizona	18-4	7
8	Tennessee	21-4	10
9	Michigan	20-4	4
10	Baylor	19-5	11
11	Connecticut	17-5	8
12	LSU	21-4	13
13	Maryland	19-6	12
14	Texas	17-6	17
15	Oklahoma	20-4	15
16	Brigham Young	21-2	18
17	Georgia	17-7	14
18	Georgia Tech	19-6	16
19	Ohio State	19-4	21
20	Notre Dame	19-6	19
21	Florida	19-6	23
22	Florida Gulf Coast	22-2	20
23	North Carolina	19-5	22
24	Virginia Tech	19-6	NR
25	Iowa	16-7	24

NET RANKINGS

C-USA ONLY (Feb. 15)

Rank	Team	Record	Prev. Rank
57	Middle Tennessee	17-5	55
85	Old Dominion	18-5	85
114	North Texas	11-10	112
123	Charlotte	13-8	123
127	WKU	16-7	127
153	UAB	11-9	153
154	LA Tech	12-9	154
161	UTEP	13-10	161
163	Marshall	10-10	164
187	FIU	9-10	187
196	Southern Miss	13-8	197
231	Rice	6-11	231
256	Florida Atlantic	3-18	256
290	UTSA	5-18	290

AROUND THE LEAGUE

CONFERENCE USA STANDINGS (AS OF FEB. 15)

	C-USA	Pct.	H	A	Overall	Pct.	H	A	N	L10	Streak
EAST											
↔ Charlotte	9-2	.818	3-2	6-0	13-8	.619	4-4	7-3	2-1	8-2	L1
↔ WKU	10-3	.769	6-1	4-2	17-7	.708	9-3	7-3	1-1	7-3	W3
↔ Old Dominion	9-3	.750	5-1	4-2	19-5	.792	9-2	7-3	3-0	8-2	W3
↔ Middle Tennessee	9-3	.750	5-0	4-3	17-5	.773	9-0	7-4	1-1	8-2	W1
↔ Marshall	7-6	.538	5-2	2-4	12-10	.545	8-3	3-7	1-0	4-6	W1
↔ FIU	4-7	.364	4-2	0-5	12-10	.545	10-4	2-6	0-0	4-6	W1
↔ Florida Atlantic	1-11	.083	1-5	0-6	5-18	.217	4-9	1-9	0-0	1-9	L5
WEST											
↔ Southern Miss	7-5	.583	5-2	2-3	15-8	.652	10-3	4-4	1-1	7-3	L1
↔ UAB	6-5	.545	2-3	4-2	13-9	.591	8-3	5-6	0-0	5-5	L1
↔ Louisiana Tech	6-6	.500	4-2	2-4	14-9	.609	9-2	4-7	1-0	6-4	L1
↔ North Texas	6-6	.500	3-2	2-5	12-10	.545	7-4	3-6	2-0	5-5	W4
↔ UTEP	5-8	.385	4-3	1-5	13-10	.565	9-3	3-6	1-1	4-6	L3
↔ Rice	2-8	.200	1-4	1-4	7-11	.389	5-6	2-5	0-0	2-8	L2
↔ UTSA	2-10	.167	1-5	1-5	5-18	.217	3-7	2-9	0-2	1-9	L3

THIS WEEK'S GAMES

Thursday, Feb. 17	Coverage	Time (CT)
↔ WKU at Charlotte	ESPN+	5 p.m.
↔ Marshall at Old Dominion	CUSA.tv	5:30 p.m.
↔ FIU at Middle Tennessee	CUSA.tv	6 p.m.
↔ UAB at Rice	CUSA.tv	6 p.m.
↔ Florida Atlantic at North Texas	ESPN+	6:30 p.m.
↔ Southern Miss at UTSA	CUSA.tv	7 p.m.
↔ LA Tech at UTEP	CUSA.tv	8 p.m.

Saturday, Feb. 19	Coverage	Time (CT)
↔ UAB at North Texas	ESPN+	11:30 a.m.
↔ WKU at Old Dominion	CUSA.tv	1 p.m.
↔ Southern Miss at UTEP	CUSA.tv	1 p.m.
↔ LA Tech at UTSA	CUSA.tv	2 p.m.
↔ FIU at Rice	ESPN+	2 p.m.
↔ Florida Atlantic at Middle Tennessee	CUSA.tv	2 p.m.
↔ Marshall at Charlotte	ESPN+	3 p.m.

Monday, Feb. 21 - Rescheduled due to COVID-19 Postponements	Coverage	Time (CT)
↔ Rice at UAB	CUSA.tv	5 p.m.
↔ FIU at Charlotte	CUSA.tv	5:30 p.m.

↔ - Conference USA game

CONFERENCE USA PLAYERS OF THE WEEK

↔ PLAYER OF THE WEEK ↔

IGGY ALLEN, OLD DOMINION
GRADUATE STUDENT, G, 5-11, POMPANO BEACH, FLA.
 Allen averaged 18.7 points and five rebounds in three wins on the week for Old Dominion. After 14 points against FIU, she had a team-high 13 points and nearly missed a double double with nine rebounds against Middle Tennessee. Allen exploded for a season-high 29 points in the win at UAB. Allen connected on 11-of-18 from the field and hit a career-high six from long distance.

↔ FRESHMAN OF THE WEEK ↔

ANASTASIIA BOLDYREVA, MIDDLE TENNESSEE
FRESHMAN, C, 6-6, MOSCOW, RUSSIA
 Against C-USA East Division leader Charlotte, Boldyreva turned in her most dominant performance of the season, scoring nearly half of Middle Tennessee's points and knocked down the game winner in a 46-45 road win. Boldyreva poured in 22 points on 10-of-15 shooting from the field, including 2-of-2 from 3-point range to go with six rebounds and three blocks. The 22 points were a career high, as well as the 10 field goals. Boldyreva scored 15 of her 22 in the second half. After starting the game 3-of-6 from the field, Boldyreva was 7-of-9 the rest of the way, including connecting for the game winner. In road games against East Division contenders Charlotte and Old Dominion, Boldyreva averaged 15 points, 5.5 rebounds and 2 blocks. She shot 14-of-25 from the field for 56 percent.



#0 JOY CAMPBELL

5-6 | SOPHOMORE | GUARD | FONTANA, CALIF. | UC RIVERSIDE | ETIWANDA

PLAYER NOTES

- Scored two points with one rebound, one assist and one steal at Marshall.
- Set a season best with three assists in just nine minutes vs. Rice.
- Matched a career high with five steals at Appalachian State.
- Set season highs with six points and 20 minutes played vs. Bowie State. Led the Monarchs in minutes.
- Grabbed a season-high four rebounds vs. Stetson.

CAREER HIGHS

PTS: 10, Cal Poly - 1/30/21*
RBS: 7, Cal St. Fullerton - 2/5/21*
AST: 6 (2x), last: UC Santa Barbara - 2/26/21*
STL: 5 (2x), last: Appalachian State - 12/18/21
BLK: 1, Cal Poly - 1/29/21*
MIN: 35, Cal St. Fullerton - 2/6/21*
FG: 4 (2x), last: Cal St. Fullerton - 2/6/21*
FGA: 10, UC Santa Barbara - 2/27/21*
3FG: 1 (4x), last: UTEP - 1/15/22
3FGA: 4, UTSA - 1/13/22
FT: 5, Cal Poly - 1/29/21*
FTA: 6, Cal Poly - 1/29/21*
 *at previous school

SEASON HIGHS

PTS: 6, Bowie State - 12/8/21
RBS: 4, Stetson - 11/28/21
AST: 3, Rice - 1/20/22
STL: 5, Appalachian State - 12/18/21
BLK: ---
MIN: 20, Bowie State - 12/8/21
FG: 2 (3x), last: UTSA - 1/13/22
FGA: 6 (2x), last: UTSA - 1/13/22
3FG: 1 (3x), last: North Texas - 1/22/22
3FGA: 4, UTSA - 1/13/22
FT: 2 (2x), last: North Texas - 1/22/22
FTA: 5, Bowie State - 12/8/21

2021-22 GAME-BY-GAME

Opponent	Date	GS	MIN	Total		3-Pointers		Free throws		Rebounds				PF	A	TO	BLK	STL	PTS	AVG
				FG-FGA	PCT	3FG-3FGA	PCT	FT-FTA	PCT	OFF	DEF	TOT	AVG							
South Carolina St.	11/09/2021		09:45	0-0	.000	0-0	.000	0-0	.000	0	0	0	0.0	0	0	0	0	0	0	0.0
Auburn	11/14/2021		00:38	0-1	.000	0-0	.000	0-0	.000	0	0	0	0.0	0	0	0	0	0	0	0.0
George Washington	11/18/2021		04:55	0-0	.000	0-0	.000	0-0	.000	0	0	0	0.0	0	0	1	0	0	0	0.0
at VCU	11/21/2021		06:12	1-2	.500	0-1	.000	0-0	.000	0	0	0	0.0	0	0	1	0	0	2	0.5
vs Saint Joseph's	11/26/2021		01:12	0-2	.000	0-0	.000	0-0	.000	1	1	2	0.4	0	0	0	0	0	0	0.4
vs Stetson	11/28/2021		05:40	0-0	.000	0-0	.000	0-0	.000	0	4	4	1.0	0	0	1	0	0	0	0.3
at William & Mary	12/05/2021		05:32	0-3	.000	0-1	.000	0-0	.000	1	2	3	1.3	2	0	0	0	0	0	0.3
Bowie St.	12/08/2021		20:00	2-6	.333	0-2	.000	2-5	.400	2	0	2	1.4	0	0	1	0	1	6	1.0
Norfolk St.	12/12/2021		04:00	0-0	.000	0-0	.000	1-2	.500	0	0	0	1.2	0	0	1	0	0	1	1.0
at Appalachian St.	12/18/2021		18:07	2-4	.500	0-0	.000	0-0	.000	0	3	3	1.4	1	2	5	0	5	4	1.3
at UTSA	01/13/2022		12:02	2-6	.333	1-4	.250	0-2	.000	0	1	1	1.4	1	1	0	0	1	5	1.6
at UTEP	01/15/2022		04:40	1-1	1.000	1-1	1.000	0-0	.000	0	0	0	1.3	0	0	0	0	0	3	1.8
Fla. Atlantic	01/17/2022		03:02	0-1	.000	0-1	.000	0-0	.000	0	2	2	1.3	0	0	2	0	0	0	1.6
Rice	01/20/2022		09:15	0-0	.000	0-0	.000	0-0	.000	0	0	0	1.2	1	3	0	0	0	0	1.5
North Texas	01/22/2022		18:45	1-3	.333	1-2	.500	2-2	1.000	0	1	1	1.2	1	2	0	0	0	5	1.7
Charlotte	01/26/2022		07:19	0-1	.000	0-0	.000	0-0	.000	0	0	0	1.1	0	0	0	0	0	0	1.6
at Charlotte	01/29/2022		00:50	0-0	.000	0-0	.000	0-0	.000	0	0	0	1.1	0	0	0	0	0	0	1.5
at Marshall	02/03/2022		08:31	1-1	1.000	0-0	.000	0-0	.000	0	1	1	1.1	1	1	0	0	1	2	1.6
at Western Ky.	02/05/2022		06:24	0-3	.000	0-1	.000	0-0	.000	0	0	0	1.0	1	1	0	0	1	0	1.5
FIU	02/07/2022		06:50	0-0	.000	0-0	.000	0-0	.000	0	3	3	1.1	0	2	3	0	0	0	1.4
at UAB	02/13/2022		06:17	0-0	.000	0-0	.000	0-0	.000	0	1	1	1.1	2	0	0	0	1	0	1.3
Totals		0	159:56	10-34	.294	3-13	.231	5-11	.455	4	19	23	1.1	10	12	15	0	10	28	1.3

CAREER STATISTICS

SEASON	TEAM	GP-GS	MIN/AVG	Field Goals		3-Point		F-Throws		Rebounds				Scoring						
				FG-FGA	FG%	3FG-3FGA	3FG%	FT-FTA	FT%	OFF	DEF	TOT	AVG	PF	FO	A	TO	BLK	STL	PTS
2020-21	UCR	18-7	319/17.7	23-62	.371	2-8	.250	17-22	.773	5	28	33	1.8	40-1	28	31	1	29	65	3.6
2021-22	ODU	21-0	160/7.6	10-34	.294	3-13	.231	5-11	.455	4	19	23	1.1	10-0	12	15	0	10	28	1.3
TOTAL FOR ODU		21-0	160/7.6	10-34	.294	3-13	.231	5-11	.455	4	19	23	1.1	10-0	12	15	0	10	28	1.3
TOTAL		39-7	479/12.3	33-96	.344	5-21	.238	22-33	.667	9	47	56	1.4	50-1	40	46	1	39	93	2.4



#1 MARIAH ADAMS

6-0 | SENIOR | GUARD | LITTLE ROCK, ARK. | ESTEM

PLAYER NOTES

- Top-10 in C-USA in assist-to-turnover ratio (1.52, 3rd), steals per game (2.14, 6th) and assists per game (4.3, 4th).
- Handed out six assists without committing a turnover at UAB.
- Scored in double figures for the fourth time this season with 11 vs. North Texas. Also matched a career high with seven boards.
- Set a career high with six steals at Temple. Also had nine points and six assists.
- Had one of her finest performances in an ODU uniform vs. Texas Tech. Set or matched career highs with 14 points, seven rebounds, seven assists and four steals while shooting 5-of-9 and 4-for-4 from the foul line.

CAREER HIGHS

PTS: 14 (2x), last: Texas Tech - 11/27/21
RBS: 7 (3x), last: North Texas - 1/22/22
AST: 7, Texas Tech - 11/27/21
STL: 6, Temple - 12/22/21
BLK: 3, Norfolk State - 11/9/18
MIN: 39 (2x), last: Charlotte - 1/29/22
FG: 5 (6x), last: Texas Tech - 11/27/21
FGA: 15, Saint Mary's - 12/22/18
3FG: 3, Saint Mary's - 12/22/18
3FGA: 9, Saint Mary's - 12/22/18
FT: 6, William & Mary - 12/5/19
FTA: 6 (3x), last: Temple - 12/22/21

SEASON HIGHS

PTS: 14 (2x), last: Texas Tech - 11/27/21
RBS: 7 (2x), last: North Texas - 1/22/22
AST: 7, Texas Tech - 11/27/21
STL: 6, Temple - 12/22/21
BLK: 1 (2x), last: Middle Tennessee - 2/10/22
MIN: 39 (2x), last: Charlotte - 1/29/22
FG: 5 (2x), last: Texas Tech - 11/27/21
FGA: 10 (2x), last: Charlotte - 1/26/22
3FG: 2 (2x), last: Charlotte - 1/26/22
3FGA: 5, Charlotte - 1/26/22
FT: 5, Temple - 12/22/21
FTA: 6, Temple - 12/22/21

2021-22 GAME-BY-GAME

Opponent	Date	GS	MIN	Total		3-Pointers		Free throws		Rebounds				PF	A	TO	BLK	STL	PTS	AVG	
				FG-FGA	PCT	3FG-3FGA	PCT	FT-FTA	PCT	OFF	DEF	TOT	AVG								
South Carolina St.	11/09/2021	*	24:22	4-9	.444	0-2	.000	2-2	1.000	0	1	1	1.0	4	2	1	0	4	10	10.0	
Auburn	11/14/2021	*	24:17	0-4	.000	0-2	.000	0-2	.000	0	2	2	1.5	4	2	4	0	1	0	5.0	
George Washington	11/18/2021	*	35:05	1-7	.143	0-0	.000	0-0	.000	0	3	3	2.0	4	1	2	0	0	2	4.0	
vs Saint Joseph's	11/26/2021		29:07	5-8	.625	2-2	1.000	2-2	1.000	1	4	5	2.8	3	6	2	0	2	14	6.5	
vs Texas Tech	11/27/2021		34:12	5-9	.556	0-1	.000	4-4	1.000	1	6	7	3.6	4	7	1	0	4	14	8.0	
vs Stetson	11/28/2021	*	35:09	3-5	.600	1-1	1.000	2-3	.667	2	2	4	3.7	2	6	3	0	4	9	8.2	
at William & Mary	12/05/2021	*	33:38	1-5	.200	0-3	.000	0-0	.000	1	0	1	3.3	2	2	1	0	3	2	7.3	
Bowie St.	12/08/2021	*	17:56	1-3	.333	0-2	.000	2-2	1.000	0	1	1	3.0	3	2	0	0	0	4	6.9	
Norfolk St.	12/12/2021	*	24:34	0-2	.000	0-1	.000	1-2	.500	0	1	1	2.8	2	6	4	0	1	1	6.2	
at Temple	12/22/2021		31:40	2-8	.250	0-2	.000	5-6	.833	2	0	2	2.7	5	6	7	0	6	9	6.5	
at UTSA	01/13/2022	*	31:19	2-7	.286	0-4	.000	0-0	.000	0	0	0	2.5	2	5	3	0	1	4	6.3	
at UTEP	01/15/2022	*	39:11	4-10	.400	0-1	.000	0-0	.000	1	4	5	2.7	1	3	4	0	4	8	6.4	
Fla. Atlantic	01/17/2022	*	36:58	1-7	.143	0-2	.000	0-0	.000	2	1	3	2.7	1	5	5	0	3	2	6.1	
Rice	01/20/2022	*	31:39	0-7	.000	0-1	.000	2-2	1.000	0	1	1	2.6	2	5	3	0	0	2	5.8	
North Texas	01/22/2022	*	33:54	4-8	.500	0-2	.000	3-4	.750	3	4	7	2.9	4	6	4	0	1	11	6.1	
Charlotte	01/26/2022	*	32:41	4-10	.400	2-5	.400	1-2	.500	0	3	3	2.9	4	5	2	0	2	11	6.4	
at Charlotte	01/29/2022	*	39:10	2-3	.667	1-1	1.000	2-2	1.000	1	5	6	3.1	2	5	1	0	3	7	6.5	
at Marshall	02/03/2022	*	31:29	1-6	.167	0-1	.000	4-4	1.000	0	3	3	3.1	1	3	3	0	1	6	6.4	
at Western Ky.	02/05/2022	*	31:59	2-8	.250	0-2	.000	0-0	.000	1	1	2	3.0	2	5	3	0	2	4	6.3	
FIU	02/07/2022	*	32:22	2-5	.400	0-1	.000	2-2	1.000	0	2	2	3.0	4	2	7	1	3	6	6.3	
Middle Tenn.	02/10/2022	*	32:33	2-6	.333	0-2	.000	0-0	.000	0	0	0	2.8	4	4	2	1	1	4	6.2	
at UAB	02/13/2022	*	33:43	2-7	.286	0-2	.000	1-2	.500	1	3	4	2.9	3	6	0	0	1	5	6.1	
Totals			19	696:59	48-144	.333	6-40	.150	33-41	.805	16	47	63	2.9	63	94	62	2	47	135	6.1

CAREER STATISTICS

SEASON	TEAM	GP-GS	MIN/AVG	Field Goals		3-Point		F-Throws		Rebounds				Scoring						
				FG-FGA	FG%	3FG-3FGA	3FG%	FT-FTA	FT%	OFF	DEF	TOT	AVG	PF-FO	A	TO	BLK	STL	PTS	AVG
2018-19	ODU	32-4	741/23.2	52-168	.310	22-90	.244	29-39	.744	19	74	93	2.9	71-1	60	43	7	24	155	4.8
2019-20	ODU	28-2	657/23.5	62-156	.397	13-50	.260	29-39	.744	28	71	99	3.5	52-0	62	52	7	28	166	5.9
2020-21	ODU	24-24	769/32.0	79-203	.389	15-41	.366	29-40	.725	29	70	99	4.1	66-2	96	54	9	30	202	8.4
2021-22	ODU	22-19	697/31.7	48-144	.333	6-40	.150	33-41	.805	16	47	63	2.9	63-1	94	62	2	47	135	6.1
TOTAL		106-49	2864/27.0	241-671	.359	56-221	.253	120-159	.755	92	262	354	3.3	252-4	312	211	25	129	658	6.2



#2 IGGY ALLEN

5-11 | GRADUATE | GUARD | POMPANO BEACH, FLA. | DILLARD | FLORIDA ATLANTIC

PLAYER NOTES

- A Preseason All-Conference USA honoree.
- 2x Conference USA Player of the Week this season (Nov. 15, Feb. 14).
- Ranks third in C-USA in double-doubles (six), fifth in rebounds per game (7.7) and is seventh in points per game (14.9).
- Hit the 20-point plateau for the sixth time this season with 29 points at UAB. Set a career high with six made 3-pointers.
- Recorded a fifth double-double in a seven-game span with 20 points and 13 rebounds vs. Rice.
- Set a new season high with 23 points at Appalachian State. Made 10 of 15 shots, including 3-of-4 from deep.
- Matched her season high with 15 boards vs. NSU. Chipped in 15 points for her 2nd double-double of the year.
- Set a career high with seven assists vs. Stetson, also had three steals and three treys.

CAREER HIGHS

PTS: 35, WKU - 2/5/21*
 RBS: 18, Southern Miss - 2/26/21*
 AST: 7, Stetson - 11/28/21
 STL: 6, Old Dominion - 1/9/21*
 BLK: 3, WKU - 2/5/21*
 MIN: 39, Auburn - 11/14/21
 FG: 14, WKU - 2/5/21*
 FGA: 25 (4x), last: UAB - 3/10/21*
 3FG: 6, UAB - 2/12/22
 3FGA: 12, WKU - 2/5/22
 FT: 9 (3x), last: Middle Tennessee - 2/10/22
 FTA: 12, Middle Tennessee - 2/10/22
 *at previous school

SEASON HIGHS


PTS: 29, UAB - 2/12/22
 RBS: 15 (2x), last: Norfolk State - 12/12/21
 AST: 7, Stetson - 11/28/21
 STL: 3 (6x), last: Florida Atlantic - 1/17/22
 BLK: 1 (5x), last: Middle Tennessee - 2/10/22
 MIN: 39, Auburn - 11/14/21
 FG: 11, UAB - 2/12/22
 FGA: 24, Charlotte - 1/26/22
 3FG: 6, UAB - 2/12/22
 3FGA: 12, WKU - 2/5/22
 FT: 9 (2x), last: Middle Tennessee - 2/10/22
 FTA: 12, Middle Tennessee - 2/10/22

2021-22 GAME-BY-GAME

Opponent	Date	GS	MIN	Total		3-Pointers		Free throws		Rebounds				PF	A	TO	BLK	STL	PTS	AVG	
				FG-FGA	PCT	3FG-3FGA	PCT	FT-FTA	PCT	OFF	DEF	TOT	AVG								
South Carolina St.	11/09/2021	*	22:23	6-13	.462	2-2	1.000	1-2	.500	3	4	7	7.0	2	1	0	0	3	15	15.0	
Auburn	11/14/2021	*	38:21	7-17	.412	3-6	.500	4-6	.667	5	10	15	11.0	3	1	2	0	2	21	18.0	
George Washington	11/18/2021	*	31:31	3-13	.231	1-3	.333	2-3	.667	1	7	8	10.0	1	2	0	1	1	9	15.0	
at VCU	11/21/2021	*	36:56	3-14	.214	0-5	.000	0-1	.000	0	4	4	8.5	4	0	1	0	2	6	12.8	
vs Saint Joseph's	11/26/2021	*	17:53	6-8	.750	3-4	.750	0-0	.000	1	3	4	7.6	4	0	1	0	0	15	13.2	
vs Texas Tech	11/27/2021	*	32:13	5-14	.357	2-5	.400	0-0	.000	2	6	8	7.7	2	1	2	0	0	12	13.0	
vs Stetson	11/28/2021	*	34:02	6-17	.353	3-8	.375	1-2	.500	3	3	6	7.4	1	7	0	0	3	16	13.4	
at William & Mary	12/05/2021	*	31:35	7-14	.500	2-3	.667	0-0	.000	0	8	8	7.5	3	4	5	0	3	16	13.8	
Bowie St.	12/08/2021	*	16:42	1-10	.100	0-4	.000	0-1	.000	1	4	5	7.2	0	2	2	0	1	2	12.4	
Norfolk St.	12/12/2021	*	26:17	4-11	.364	0-4	.000	7-9	.778	6	9	15	8.0	1	2	4	0	1	15	12.7	
at Appalachian St.	12/18/2021	*	23:13	10-15	.667	3-4	.750	0-0	.000	0	8	8	8.0	2	2	1	0	1	23	13.6	
at Temple	12/22/2021	*	37:12	6-19	.316	1-4	.250	9-9	1.000	8	4	12	8.3	3	1	2	1	3	22	14.3	
at UTSA	01/13/2022	*	33:42	8-17	.471	0-3	.000	3-4	.750	0	10	10	8.5	1	1	1	0	3	19	14.7	
at UTEP	01/15/2022	*	29:24	4-12	.333	0-4	.000	1-1	1.000	0	5	5	8.2	3	2	2	0	1	9	14.3	
Fla. Atlantic	01/17/2022	*	34:32	5-20	.250	0-6	.000	3-6	.500	6	6	12	8.5	2	1	2	0	3	13	14.2	
Rice	01/20/2022	*	31:59	7-17	.412	2-6	.333	4-4	1.000	7	6	13	8.8	3	0	3	0	1	20	14.6	
North Texas	01/22/2022	*	25:46	5-16	.313	0-6	.000	3-4	.750	2	4	6	8.6	4	0	1	0	1	13	14.5	
Charlotte	01/26/2022	*	34:19	6-24	.250	0-4	.000	2-3	.667	2	4	6	8.4	4	1	2	0	2	14	14.4	
at Charlotte	01/29/2022	*	34:48	3-14	.214	2-7	.286	3-4	.750	3	0	3	8.2	3	2	4	0	1	11	14.3	
at Marshall	02/03/2022	*	25:40	3-13	.231	1-7	.143	1-2	.500	2	5	7	8.1	2	1	1	0	1	8	14.0	
at Western Ky.	02/05/2022	*	37:52	8-18	.444	4-12	.333	2-2	1.000	3	5	8	8.1	4	1	3	1	2	22	14.3	
FIU	02/07/2022	*	29:28	5-11	.455	2-4	.500	2-2	1.000	3	2	5	8.0	3	3	3	1	1	14	14.3	
Middle Tenn.	02/10/2022	*	32:48	2-12	.167	0-2	.000	9-12	.750	5	4	9	8.0	1	2	1	1	1	13	14.3	
at UAB	02/13/2022	*	33:12	11-18	.611	6-9	.667	1-1	1.000	0	1	1	7.7	2	1	2	0	0	29	14.9	
Totals			24	731:48	131-357	.367	37-122	.303	58-78	.744	63	122	185	7.7	58	38	45	5	37	357	14.9

CAREER STATISTICS

SEASON	TEAM	GP-GS	MIN/AVG	Field Goals		3-Point		F-Throws		Rebounds				Scoring						
				FG-FGA	FG%	3FG-3FGA	3FG%	FT-FTA	FT%	OFF	DEF	TOT	AVG	PF-FO	A	TO	BLK	STL	PTS	AVG
2016-17	MSU	20-0	111/5.6	22-46	.478	0-1	.000	9-14	.643	8	9	17	0.9	13-0	9	16	0	8	53	2.7
2019-20	Miami	12-0	109/9.1	9-27	.333	1-4	.250	4-8	.500	11	7	18	1.5	15-0	5	13	0	6	23	1.9
2020-21	FAU	22-22	717/32.6	186-427	.436	50-129	.388	67-96	.698	62	178	240	10.9	81-5	53	88	6	49	489	22.2
2021-22	ODU	24-24	732/30.5	131-357	.367	37-122	.303	58-78	.744	63	122	185	7.7	58-0	38	45	5	37	357	14.9
TOTAL FOR ODU		24-24	732/30.5	131-357	.367	37-122	.303	58-78	.744	63	122	185	7.7	58-0	38	45	5	37	357	14.9
TOTAL		78-46	1668/21.4	348-857	.406	88-256	.344	138-196	.704	144	316	460	5.9	167-5	105	162	11	100	922	11.8



#3 TALEAH WASHINGTON

5-7 | JUNIOR | GUARD | DISTRICT HEIGHTS, MD. | FORESTVILLE | SYRACUSE

PLAYER NOTES

- Played in her 50th career game at Appalachian State. Also made the first start of her three-year career.
- Set a new career high with 12 points vs. Norfolk State, going 3-of-5 from deep. Also a personal best in made treys.
- Matched her season high with six points and handed out a personal-best five assists vs. Bowie State.
- Set a new career high with two blocks vs. Auburn.
- Made her ODU debut vs. S.C. State and scored six points. Made a career-high four free throws and matched a personal-best with five attempts from the line.
- A two-year player at Syracuse. Reached the Round of 32 in the 2021 NCAA Tournament. A member of the SAAC Equity Group.

CAREER HIGHS

PTS: 12, Norfolk State - 12/12/21
RBS: 4 (2x), last: UMBC - 12/8/19*
AST: 5, Bowie State - 12/8/21
STL: 2 (2x), last: Norfolk State - 12/12/21
BLK: 2, Auburn - 11/14/21
MIN: 25, Appalachian State - 12/18/21
FG: 4 (4x), last: Norfolk State - 12/12/21
FGA: 11, UMES - 11/12/19*
3FG: 3, Norfolk State - 12/12/21
3FGA: 8, UMES - 11/12/19*
FT: 4, S.C. State - 11/9/21
FTA: 5 (2x), last: S.C. State - 11/9/21
 *at previous school

SEASON HIGHS


PTS: 12, Norfolk State - 12/12/21
RBS: 2 (3x), last: George Washington - 11/18/21
AST: 5, Bowie State - 12/8/21
STL: 2, Norfolk State - 12/12/21
BLK: 2, Auburn - 11/14/21
MIN: 25, Appalachian State - 12/18/21
FG: 4, Norfolk State - 12/12/21
FGA: 7, Appalachian State - 12/18/21
3FG: 3, Norfolk State - 12/12/21
3FGA: 5 (2x), last: Norfolk State - 12/12/21
FT: 4, S.C. State - 11/9/21
FTA: 5, S.C. State - 11/9/21

2021-22 GAME-BY-GAME

Opponent	Date	GS	MIN	Total		3-Pointers		Free throws		Rebounds				Other						
				FG-FGA	PCT	3FG-3FGA	PCT	FT-FTA	PCT	OFF	DEF	TOT	AVG	PF	A	TO	BLK	STL	PTS	AVG
South Carolina St.	11/09/2021		13:27	1-5	.200	0-1	.000	4-5	.800	0	2	2	2.0	1	1	3	1	1	6	6.0
Auburn	11/14/2021		08:16	0-1	.000	0-0	.000	0-0	.000	0	2	2	2.0	0	0	2	2	0	0	3.0
George Washington	11/18/2021		05:35	0-2	.000	0-2	.000	0-0	.000	1	1	2	2.0	1	0	1	0	0	0	2.0
at VCU	11/21/2021		12:21	2-4	.500	0-2	.000	0-2	.000	0	1	1	1.8	0	1	1	0	0	4	2.5
at William & Mary	12/05/2021		03:09	1-2	.500	1-2	.500	0-0	.000	0	0	0	1.4	0	0	1	0	0	3	2.6
Bowie St.	12/08/2021		17:19	2-6	.333	2-5	.400	0-0	.000	0	0	0	1.2	0	5	0	0	0	6	3.2
Norfolk St.	12/12/2021		15:15	4-6	.667	3-5	.600	1-2	.500	0	0	0	1.0	1	3	4	0	2	12	4.4
at Appalachian St.	12/18/2021	*	24:47	2-7	.286	1-4	.250	1-1	1.000	0	1	1	1.0	2	0	3	0	1	6	4.6
at Temple	12/22/2021	*	15:43	0-3	.000	0-2	.000	0-0	.000	0	1	1	1.0	1	0	0	0	0	0	4.1
Totals		2	115:51	12-36	.333	7-23	.304	6-10	.600	1	8	9	1.0	6	10	15	3	4	37	4.1

CAREER STATISTICS

SEASON	TEAM	GP-GS	MIN/AVG	Field Goals		3-Point		F-Throws		Rebounds				Other				Scoring		
				FG-FGA	FG%	3FG-3FGA	3FG%	FT-FTA	FT%	OFF	DEF	TOT	AVG	PF	FO	A	TO	BLK	STL	PTS
2019-20	Syr	29-0	310/10.7	33-109	.303	16-66	.242	10-18	.556	13	13	26	0.9	31-1	12	20	1	7	92	3.2
2020-21	Syr	13-0	146/11.3	8-31	.258	3-21	.143	2-2	1.000	3	10	13	1.0	8-0	4	9	0	3	21	1.6
2021-22	ODU	9-2	116/12.9	12-36	.333	7-23	.304	6-10	.600	1	8	9	1.0	6-0	10	15	3	4	37	4.1
TOTAL FOR ODU		9-2	116/12.9	12-36	.333	7-23	.304	6-10	.600	1	8	9	1.0	6-0	10	15	3	4	37	4.1
TOTAL		51-2	572/11.2	53-176	.301	26-110	.236	18-30	.600	17	31	48	0.9	45-1	26	44	4	14	150	2.9



#4 AZIAH HUDSON

5-6 | SENIOR | GUARD | BALDWIN, N.Y. | BALDWIN

PLAYER NOTES

- Scored a season-high 12 points with two 3-pointers and a 4-of-4 showing from the foul line at Marshall. Has five games with multiple treys this season.
- Had season highs of three rebounds and three assists at Appalachian State.
- Scored a season-high eight points vs. Texas Tech. Made her first two 3-pointers of the season vs. the Lady Raiders, both in the fourth quarter to end TTU's comeback bid. Her first trey ended an 8-0 run and restored ODU's double-digit lead.

CAREER HIGHS

PTS: 23, Marshall - 2/6/21
RBS: 4 (3x), last: Charlotte - 2/13/21
AST: 6, WKU - 3/9/21
STL: 4, Florida Atlantic - 2/26/20
BLK: 2 (2x), last: Florida Atlantic - 1/8/21
MIN: 46, Charlotte - 2/10/21
FG: 8, Marshall - 2/6/21
FGA: 16, FIU - 1/1/21
3FG: 6, LA Tech - 2/1/20
3FGA: 14, Marshall - 3/2/19
FT: 7, Campbell - 11/6/18
FTA: 7, Campbell - 11/6/18

SEASON HIGHS

PTS: 12, Marshall - 2/3/22
RBS: 3 (2x), last: Florida Atlantic - 1/17/22
AST: 3, Appalachian State - 12/18/21
STL: 2 (5x), last: Temple - 12/22/21
BLK: ---
MIN: 27, Texas Tech - 11/27/21
FG: 3 (3x), last: Marshall - 2/3/22
FGA: 7 (3x), last: FIU - 2/7/22
3FG: 2 (5x), last: Marshall - 2/3/22
3FGA: 6 (2x), last: North Texas - 1/22/22
FT: 4, Marshall - 2/3/22
FTA: 5, VCU - 11/21/21

2021-22 GAME-BY-GAME

Opponent	Date	GS	MIN	Total		3-Pointers		Free throws		Rebounds				PF	A	TO	BLK	STL	PTS	AVG
				FG-FGA	PCT	3FG-3FGA	PCT	FT-FTA	PCT	OFF	DEF	TOT	AVG							
South Carolina St.	11/09/2021		18:26	1-5	.200	0-4	.000	0-2	.000	0	0	0	0.0	1	1	1	0	1	2	2.0
Auburn	11/14/2021		16:24	0-4	.000	0-3	.000	2-2	1.000	0	0	0	0.0	1	0	0	0	2	2	2.0
George Washington	11/18/2021		16:05	0-2	.000	0-2	.000	0-0	.000	1	0	1	0.3	0	0	0	0	1	0	1.3
at VCU	11/21/2021		19:04	0-3	.000	0-2	.000	3-5	.600	0	0	0	0.3	3	0	1	0	1	3	1.8
vs Saint Joseph's	11/26/2021		17:27	0-6	.000	0-5	.000	0-0	.000	1	0	1	0.4	0	2	0	0	0	0	1.4
vs Texas Tech	11/27/2021		27:04	3-6	.500	2-4	.500	0-1	.000	0	0	0	0.3	0	0	0	0	0	8	2.5
vs Stetson	11/28/2021		06:04	0-2	.000	0-1	.000	0-0	.000	0	0	0	0.3	3	1	1	0	1	0	2.1
at William & Mary	12/05/2021		12:38	1-3	.333	1-2	.500	0-0	.000	0	1	1	0.4	2	0	1	0	0	3	2.3
Bowie St.	12/08/2021		12:08	3-6	.500	2-5	.400	0-0	.000	0	1	1	0.4	0	0	1	0	2	8	2.9
Norfolk St.	12/12/2021		20:27	2-4	.500	2-4	.500	0-0	.000	0	0	0	0.4	1	0	1	0	2	6	3.2
at Appalachian St.	12/18/2021		21:44	2-4	.500	0-0	.000	1-1	1.000	0	3	3	0.6	1	3	0	0	2	5	3.4
at Temple	12/22/2021		13:08	1-2	.500	1-2	.500	0-0	.000	0	0	0	0.6	0	0	0	0	2	3	3.3
at UTSA	01/13/2022		17:56	0-6	.000	0-6	.000	0-0	.000	0	0	0	0.5	1	0	0	0	0	0	3.1
at UTEP	01/15/2022		16:17	1-3	.333	0-2	.000	0-0	.000	0	0	0	0.5	1	0	0	0	1	2	3.0
Fla. Atlantic	01/17/2022		13:53	1-6	.167	1-4	.250	0-0	.000	2	1	3	0.7	1	0	1	0	0	3	3.0
Rice	01/20/2022		16:27	1-3	.333	1-3	.333	0-0	.000	0	0	0	0.6	2	1	0	0	0	3	3.0
North Texas	01/22/2022		21:40	1-7	.143	1-6	.167	1-2	.500	1	0	1	0.6	1	0	1	0	0	4	3.1
Charlotte	01/26/2022		06:25	0-0	.000	0-0	.000	0-0	.000	0	0	0	0.6	1	0	0	0	0	0	2.9
at Charlotte	01/29/2022		07:18	2-3	.667	2-2	1.000	0-0	.000	0	0	0	0.6	1	0	0	0	0	6	3.1
at Marshall	02/03/2022		16:32	3-6	.500	2-4	.500	4-4	1.000	0	2	2	0.7	1	0	2	0	1	12	3.5
at Western Ky.	02/05/2022		22:18	2-7	.286	1-5	.200	1-2	.500	1	1	2	0.7	3	1	3	0	0	6	3.6
FIU	02/07/2022		17:35	2-7	.286	1-3	.333	0-0	.000	0	1	1	0.7	0	2	0	0	0	5	3.7
Middle Tenn.	02/10/2022		19:37	2-2	1.000	1-1	1.000	2-3	.667	0	0	0	0.7	0	1	0	0	1	7	3.8
at UAB	02/13/2022		17:17	2-3	.667	1-2	.500	0-0	.000	0	1	1	0.7	3	0	2	0	1	5	3.9
Totals		0	393:54	30-100	.300	19-72	.264	14-22	.636	6	11	17	0.7	27	12	15	0	18	93	3.9

CAREER STATISTICS

SEASON	TEAM	GP-GS	MIN/AVG	Field Goals		3-Point		F-Throws		Rebounds				Scoring						
				FG-FGA	FG%	3FG-3FGA	3FG%	FT-FTA	FT%	OFF	DEF	TOT	AVG	PF-FO	A	TO	BLK	STL	PTS	AVG
2018-19	ODU	32-12	819/25.6	87-249	.349	55-181	.304	41-59	.695	6	29	35	1.1	46-0	21	36	5	24	270	8.4
2019-20	ODU	30-2	645/21.5	66-183	.361	48-141	.340	16-18	.889	7	22	29	1.0	37-0	24	12	1	13	196	6.5
2020-21	ODU	23-7	663/28.8	66-166	.398	31-98	.316	29-37	.784	16	24	40	1.7	40-1	24	17	3	16	192	8.3
2021-22	ODU	24-0	394/16.4	30-100	.300	19-72	.264	14-22	.636	6	11	17	0.7	27-0	12	15	0	18	93	3.9
TOTAL		109-21	2521/23.1	249-698	.357	153-492	.311	100-136	.735	35	86	121	1.1	150-1	81	80	9	71	751	6.9



#5 ASHANTI BARNES-WILLIAMS

6-1 | FRESHMAN | FORWARD | NORFOLK, VA. | LAKE TAYLOR

PLAYER NOTES

- Has played in each of the last four games.
- Made her only shot of the night and had two points, one block and one steal vs. FIU.
- Set season highs with six points, three rebounds and one block vs. Bowie State. Also played a season-high 17 minutes, shooting 3-of-6 from the floor.
- Made her collegiate debut against S.C. State. Filled the box score with five points, two rebounds, two assists and two steals. Played 13 minutes, the most among the Monarchs' five freshmen.
- A top-150 recruit by ProspectsNation.com. Won a 4A state title with Lake Taylor in Norfolk. 4A All-State in 2020 and a former first team all-region and second team all-Tidewater honoree.

CAREER HIGHS

PTS: 6, Bowie State - 12/8/21
RBS: 3, Bowie State - 12/8/21
AST: 2, S.C. State - 11/9/21
STL: 2, S.C. State - 11/9/21
BLK: 1, Bowie State - 12/8/21
MIN: 17, Bowie State - 12/8/21
FG: 3, Bowie State - 12/8/21
FGA: 6, Bowie State - 12/8/21
3FG: ---
3FGA: 2, S.C. State - 11/9/21
FT: 3, S.C. State - 11/9/21
FTA: 5, S.C. State - 11/9/21

SEASON HIGHS

PTS: 6, Bowie State - 12/8/21
RBS: 3, Bowie State - 12/8/21
AST: 2, S.C. State - 11/9/21
STL: 2, S.C. State - 11/9/21
BLK: 1 (2x), last: UAB - 2/12/22
MIN: 17, Bowie State - 12/8/21
FG: 3, Bowie State - 12/8/21
FGA: 6, Bowie State - 12/8/21
3FG: ---
3FGA: 2, S.C. State - 11/9/21
FT: 3, S.C. State - 11/9/21
FTA: 5, S.C. State - 11/9/21

2021-22 GAME-BY-GAME

Opponent	Date	GS	MIN	Total		3-Pointers		Free throws		Rebounds				PF A TO BLK STL PTS AVG						
				FG-FGA	PCT	3FG-3FGA	PCT	FT-FTA	PCT	OFF	DEF	TOT	AVG	P	A	T	B	S	P	A
South Carolina St.	11/09/2021		13:42	1-4	.250	0-2	.000	3-5	.600	1	1	2	2.0	4	2	1	0	2	5	5.0
Auburn	11/14/2021		00:53	0-0	.000	0-0	.000	0-0	.000	0	0	0	1.0	1	0	0	0	0	0	2.5
at VCU	11/21/2021		01:30	0-0	.000	0-0	.000	0-0	.000	0	0	0	0.7	0	0	0	0	0	0	1.7
vs Saint Joseph's	11/26/2021		02:47	0-1	.000	0-0	.000	0-0	.000	0	0	0	0.5	0	0	0	0	0	0	1.3
vs Stetson	11/28/2021		04:00	0-2	.000	0-0	.000	0-0	.000	0	0	0	0.4	2	0	1	0	0	0	1.0
Bowie St.	12/08/2021		17:17	3-6	.500	0-0	.000	0-0	.000	2	1	3	0.8	2	0	1	1	0	6	1.8
Norfolk St.	12/12/2021		05:49	0-1	.000	0-0	.000	0-0	.000	0	1	1	0.9	0	1	0	0	1	0	1.6
at Western Ky.	02/05/2022		01:28	0-0	.000	0-0	.000	0-0	.000	0	0	0	0.8	0	0	0	0	0	0	1.4
FIU	02/07/2022		03:09	1-1	1.000	0-0	.000	0-0	.000	1	0	1	0.8	0	0	0	0	1	2	1.4
Middle Tenn.	02/10/2022		07:49	1-4	.250	0-1	.000	0-0	.000	1	1	2	0.9	1	1	0	0	0	2	1.5
at UAB	02/13/2022		07:19	0-2	.000	0-0	.000	0-0	.000	1	0	1	0.9	1	0	1	1	0	0	1.4
Totals		0	65:43	6-21	.286	0-3	.000	3-5	.600	6	4	10	0.9	11	4	4	2	4	15	1.4

CAREER STATISTICS

SEASON	TEAM	GP-GS	MIN/AVG	Field Goals		3-Point		F-Throws		Rebounds				Scoring						
				FG-FGA	FG%	3FG-3FGA	3FG%	FT-FTA	FT%	OFF	DEF	TOT	AVG	P	F	A	T	B	S	P
2021-22	ODU	11-0	66/6.0	6-21	.286	0-3	.000	3-5	.600	6	4	10	0.9	11-0	4	4	2	4	15	1.4
TOTAL		11-0	66/6.0	6-21	.286	0-3	.000	3-5	.600	6	4	10	0.9	11-0	4	4	2	4	15	1.4



#11 KAYE CLARK

5-7 | JUNIOR | GUARD | MILWAUKEE, WISC. | RUFUS KING | TRINITY VALLEY

PLAYER NOTES

- Set a season high with six rebounds at Marshall. Also matched a personal best with two blocks.
- Has multiple steals in 11 games, including a trio of four-steal outings.
- Came off the bench to score a personal-best 15 points vs. Stetson. Made six of her nine shots, including a pair of 3-pointers, and had three steals. Played a season-high 37 minutes.
- Had seven points vs. Saint Joseph's. Scored the last five points of the first half for the Monarchs. Set season highs in minutes (33) and assists (three) vs. the Hawks.
- A Second Team NJCAA All-American in 2021. Averaged 14.2 points, 5.5 rebounds and 4.3 assists on .534 shooting that season. Guided Trinity Valley to a 22-3 record and the NJCAA title game.

CAREER HIGHS

PTS: 15, Stetson - 11/28/21
 RBS: 6, Marshall - 2/3/22
 AST: 4 (2x), last: Norfolk State - 12/12/21
 STL: 4 (3x), last: Norfolk State - 12/12/21
 BLK: 2 (2x), last: Marshall - 2/3/22
 MIN: 37, Stetson - 11/28/21
 FG: 6, Stetson - 11/28/21
 FGA: 9, Stetson - 11/28/21
 3FG: 2 (3x), last: UAB - 2/12/22
 3FGA: 4, WKU - 2/5/22
 FT: 2 (4x), last: Florida Atlantic - 1/17/22
 FTA: 4 (2x), last: FIU - 2/7/22

SEASON HIGHS


PTS: 15, Stetson - 11/28/21
 RBS: 6, Marshall - 2/3/22
 AST: 4 (2x), last: Norfolk State - 12/12/21
 STL: 4 (3x), last: Norfolk State - 12/12/21
 BLK: 2 (2x), last: Marshall - 2/3/22
 MIN: 37, Stetson - 11/28/21
 FG: 6, Stetson - 11/28/21
 FGA: 9, Stetson - 11/28/21
 3FG: 2 (3x), last: UAB - 2/12/22
 3FGA: 4, WKU - 2/5/22
 FT: 2 (4x), last: Florida Atlantic - 1/17/22
 FTA: 4 (2x), last: FIU - 2/7/22

2021-22 GAME-BY-GAME

Opponent	Date	GS	MIN	Total		3-Pointers		Free throws		Rebounds				PF	A	TO	BLK	STL	PTS	AVG
				FG-FGA	PCT	3FG-3FGA	PCT	FT-FTA	PCT	OFF	DEF	TOT	AVG							
South Carolina St.	11/09/2021	*	22:10	4-8	.500	2-3	.667	1-2	.500	4	1	5	5.0	2	1	3	1	4	11	11.0
Auburn	11/14/2021	*	26:26	0-1	.000	0-1	.000	2-2	1.000	0	0	0	2.5	3	1	1	0	1	2	6.5
George Washington	11/18/2021	*	29:59	3-8	.375	0-3	.000	0-0	.000	0	3	3	2.7	1	2	1	2	3	6	6.3
at VCU	11/21/2021	*	24:56	3-7	.429	0-1	.000	0-0	.000	2	3	5	3.3	3	2	3	0	2	6	6.3
vs Saint Joseph's	11/26/2021	*	33:36	3-5	.600	1-2	.500	0-0	.000	2	1	3	3.2	1	3	0	1	1	7	6.4
vs Texas Tech	11/27/2021	*	21:02	0-4	.000	0-0	.000	0-0	.000	4	1	5	3.5	5	3	3	1	2	0	5.3
vs Stetson	11/28/2021		37:16	6-9	.667	2-3	.667	1-4	.250	0	2	2	3.3	3	2	2	0	3	15	6.7
at William & Mary	12/05/2021	*	29:26	3-7	.429	0-2	.000	2-2	1.000	2	1	3	3.3	1	4	2	0	4	8	6.9
Bowie St.	12/08/2021	*	13:24	1-3	.333	0-1	.000	0-0	.000	1	1	2	3.1	2	1	3	0	3	2	6.3
Norfolk St.	12/12/2021	*	23:16	1-5	.200	1-3	.333	0-0	.000	0	2	2	3.0	3	4	3	0	4	3	6.0
at Appalachian St.	12/18/2021	*	23:46	3-3	1.000	1-1	1.000	0-0	.000	0	3	3	3.0	1	3	1	0	2	7	6.1
at Temple	12/22/2021	*	24:47	2-5	.400	0-1	.000	1-2	.500	1	2	3	3.0	3	1	3	0	1	5	6.0
at UTSA	01/13/2022	*	25:01	1-3	.333	1-2	.500	2-2	1.000	0	0	0	2.8	2	0	5	0	1	5	5.9
at UTEP	01/15/2022	*	21:42	3-6	.500	1-3	.333	0-0	.000	1	0	1	2.6	4	0	4	0	1	7	6.0
Fla. Atlantic	01/17/2022		20:20	3-8	.375	0-2	.000	2-3	.667	2	1	3	2.7	2	0	1	1	1	8	6.1
Rice	01/20/2022		22:09	1-5	.200	0-1	.000	1-2	.500	1	1	2	2.6	2	2	0	0	0	3	5.9
North Texas	01/22/2022		08:59	0-2	.000	0-1	.000	0-0	.000	0	0	0	2.5	3	1	1	0	0	0	5.6
Charlotte	01/26/2022		20:14	2-4	.500	1-1	1.000	0-0	.000	1	2	3	2.5	1	2	0	0	2	5	5.6
at Charlotte	01/29/2022		24:14	1-5	.200	0-2	.000	0-0	.000	0	0	0	2.4	2	2	1	0	2	2	5.4
at Marshall	02/03/2022		22:02	0-2	.000	0-2	.000	0-0	.000	0	6	6	2.6	0	1	1	2	0	0	5.1
at Western Ky.	02/05/2022		23:21	2-7	.286	1-4	.250	0-0	.000	2	1	3	2.6	2	1	0	1	1	5	5.1
FIU	02/07/2022		15:09	1-3	.333	1-1	1.000	1-4	.250	1	0	1	2.5	1	1	2	0	1	4	5.0
Middle Tenn.	02/10/2022		20:22	1-4	.250	0-1	.000	0-0	.000	0	1	1	2.4	1	1	2	0	1	2	4.9
at UAB	02/13/2022		18:30	2-3	.667	2-2	1.000	0-0	.000	0	0	0	2.3	2	1	1	0	0	6	5.0
Totals			13 552:07	46-117	.393	14-43	.326	13-23	.565	24	32	56	2.3	50	39	43	9	40	119	5.0

CAREER STATISTICS

SEASON	TEAM	GP-GS	MIN/AVG	Field Goals		3-Point		F-Throws		Rebounds				Scoring						
				FG-FGA	FG%	3FG-3FGA	3FG%	FT-FTA	FT%	OFF	DEF	TOT	AVG	PF-FO	A	TO	BLK	STL	PTS	AVG
2021-22	ODU	24-13	552/23.0	46-117	.393	14-43	.326	13-23	.565	24	32	56	2.3	50-1	39	43	9	40	119	5.0
TOTAL		24-13	552/23.0	46-117	.393	14-43	.326	13-23	.565	24	32	56	2.3	50-1	39	43	9	40	119	5.0



#12 BRIANNA JACKSON

6-3 | JUNIOR | FORWARD | VIRGINIA BEACH, VA. | PRINCESS ANNE | MIAMI (FLA.)

PLAYER NOTES

- Second in C-USA and 47th nationally with 40 blocked shots. Third in the conference blocks per game (1.67).
- Averaging 8.1 points and 6.1 rebounds on .500 shooting over the past 10 games.
- Blocked three shots at Marshall alongside a game high 15 points. Now has seven games with three blocks this season.
- Scored a career high 15 points vs. Rice on 6-of-11 shooting. Also had seven boards and two blocks.
- Set a new career high with 12 rebounds at UTSA. Narrowly missed a double-double with eight points.
- Scored in double figures in back-to-back games vs. App State (10) and Temple (11).
- Played a season-high 22 minutes against Saint Joseph's. Tallied seven points and five rebounds with two steals (season high) and one block.

CAREER HIGHS

PTS: 15 (2x), last: Marshall - 2/3/22
 RBS: 12 (2x), last: North Texas - 1/22/22
 AST: 2 (3x), last: North Florida - 11/28/20*
 STL: 4, NC State - 2/20/20*
 BLK: 5, Florida State - 1/26/20*
 MIN: 32, Florida State - 1/26/20*
 FG: 6 (4x), last: Marshall - 2/3/22
 FGA: 13, Florida State - 1/5/20*
 3FG: 1, Jackson State - 11/10/19*
 3FGA: 2, Jackson State - 11/10/19*
 FT: 6, Florida Atlantic - 12/3/20*
 FTA: 7 (2x), last: UTSA - 1/13/22

SEASON HIGHS

PTS: 15 (2x), last: Marshall - 2/3/22
 RBS: 12 (2x), last: North Texas - 1/22/22
 AST: 1 (5x), last: FIU - 2/7/22
 STL: 3 (2x), last: UAB - 2/12/22
 BLK: 3 (7x), last: UAB - 2/12/22
 MIN: 29, North Texas - 1/22/22
 FG: 6 (2x), last: Marshall - 2/3/22
 FGA: 11, Rice - 1/20/22
 3FG: ---
 3FGA: 1, George Washington - 11/18/21
 FT: 4, UTSA - 1/13/22
 FTA: 7, UTSA - 1/13/22

*at previous school

2021-22 GAME-BY-GAME

Opponent	Date	GS	MIN	Total		3-Pointers		Free throws		Rebounds				PF	A	TO	BLK	STL	PTS	AVG	
				FG-FGA	PCT	3FG-3FGA	PCT	FT-FTA	PCT	OFF	DEF	TOT	AVG								
South Carolina St.	11/09/2021		05:32	1-2	.500	0-0	.000	0-0	.000	1	0	1	1.0	0	0	1	1	0	2	2.0	
Auburn	11/14/2021		07:50	1-2	.500	0-0	.000	0-1	.000	1	4	5	3.0	2	0	2	3	0	2	2.0	
George Washington	11/18/2021		14:57	4-9	.444	0-1	.000	0-1	.000	2	2	4	3.3	2	0	1	3	0	8	4.0	
at VCU	11/21/2021	*	20:02	2-4	.500	0-0	.000	0-0	.000	3	3	6	4.0	4	0	3	0	0	4	4.0	
vs Saint Joseph's	11/26/2021	*	22:29	3-6	.500	0-0	.000	1-1	1.000	1	4	5	4.2	4	1	1	1	2	7	4.6	
vs Texas Tech	11/27/2021	*	22:21	0-4	.000	0-0	.000	2-2	1.000	1	1	2	3.8	4	1	4	0	0	2	4.2	
vs Stetson	11/28/2021	*	15:02	1-2	.500	0-0	.000	2-2	1.000	1	1	2	3.6	1	0	1	2	0	4	4.1	
at William & Mary	12/05/2021		13:01	2-4	.500	0-0	.000	0-0	.000	2	2	4	3.6	3	0	3	1	1	4	4.1	
Bowie St.	12/08/2021		13:36	3-5	.600	0-0	.000	1-3	.333	2	1	3	3.6	2	1	0	3	0	7	4.4	
Norfolk St.	12/12/2021		16:40	2-4	.500	0-0	.000	3-5	.600	1	4	5	3.7	5	0	5	1	0	7	4.7	
at Appalachian St.	12/18/2021		18:03	5-7	.714	0-0	.000	0-0	.000	2	6	8	4.1	2	0	2	2	1	10	5.2	
at Temple	12/22/2021		17:13	5-8	.625	0-0	.000	1-4	.250	3	2	5	4.2	4	0	1	3	1	11	5.7	
at UTSA	01/13/2022		22:02	2-6	.333	0-0	.000	4-7	.571	5	7	12	4.8	2	0	1	2	0	8	5.8	
at UTEP	01/15/2022		25:47	2-3	.667	0-0	.000	3-4	.750	1	1	2	4.6	3	0	1	1	1	7	5.9	
Fla. Atlantic	01/17/2022	*	16:44	0-3	.000	0-0	.000	0-0	.000	1	0	1	4.3	2	0	0	0	0	0	5.5	
Rice	01/20/2022	*	24:56	6-11	.545	0-0	.000	3-5	.600	3	4	7	4.5	4	0	1	2	1	15	6.1	
North Texas	01/22/2022	*	28:14	4-8	.500	0-0	.000	0-1	.000	4	8	12	4.9	4	0	2	2	0	8	6.2	
Charlotte	01/26/2022	*	22:23	5-9	.556	0-0	.000	1-2	.500	2	3	5	4.9	4	0	0	1	3	11	6.5	
at Charlotte	01/29/2022	*	26:42	2-4	.500	0-0	.000	1-2	.500	2	9	11	5.3	4	1	1	3	1	5	6.4	
at Marshall	02/03/2022	*	26:55	6-10	.600	0-0	.000	3-4	.750	7	2	9	5.5	3	0	3	3	0	15	6.9	
at Western Ky.	02/05/2022	*	08:34	1-2	.500	0-0	.000	0-0	.000	1	2	3	5.3	3	0	0	1	0	2	6.6	
FIU	02/07/2022	*	22:32	3-4	.750	0-0	.000	2-2	1.000	2	2	4	5.3	4	1	3	1	1	8	6.7	
Middle Tenn.	02/10/2022	*	20:33	3-7	.429	0-0	.000	3-4	.750	0	2	2	5.1	4	0	2	1	0	9	6.8	
at UAB	02/13/2022	*	26:07	3-8	.375	0-0	.000	2-2	1.000	3	4	7	5.2	5	0	2	3	3	8	6.8	
Totals			14	458:14	66-132	.500	0-1	.000	32-52	.615	51	74	125	5.2	75	5	40	40	15	164	6.8

CAREER STATISTICS

SEASON	TEAM	GP-GS	MIN/AVG	Field Goals		3-Point		F-Throws		Rebounds				Scoring						
				FG-FGA	FG%	3FG-3FGA	3FG%	FT-FTA	FT%	OFF	DEF	TOT	AVG	PF-FO	A	TO	BLK	STL	PTS	AVG
2019-20	Miami	30-16	507/16.9	56-112	.500	1-6	.167	33-52	.635	46	90	136	4.5	83-4	10	27	39	30	146	4.9
2020-21	Miami	10-4	84/8.4	11-24	.458	0-3	.000	13-14	.929	10	16	26	2.6	15-0	2	5	4	4	35	3.5
2021-22	ODU	24-14	458/19.1	66-132	.500	0-1	.000	32-52	.615	51	74	125	5.2	75-2	5	40	40	15	164	6.8
TOTAL FOR ODU		24-14	458/19.1	66-132	.500	0-1	.000	32-52	.615	51	74	125	5.2	75-2	5	40	40	15	164	6.8
TOTAL		64-34	1050/16.4	133-268	.496	1-10	.100	78-118	.661	107	180	287	4.5	173-6	17	72	83	49	345	5.4



#14 AJAH WAYNE

5-10 | SENIOR | GUARD/FORWARD | BIRMINGHAM, ALA. | RAMSAY

PLAYER NOTES

- Fifthth in C-USA free throw attempts (117) and makes (82).
- 44th among active DI players in career free throw attempts (475).
- Netted 24 points in the win at W&M. Scored 21 at App State and 22 vs. Florida Atlantic. Now has 14 career 20-point games.
- Scored her 1,000th career point vs. Saint Joseph's. Currently 27th in all-time scoring at ODU (1,254).
- Led ODU with 17 points vs. Texas Tech and hit a season-high three 3-pointers.
- A Preseason All-Conference USA honoree.
- Had her first double-double of the season vs. Auburn with 19 points and 11 boards. Now has 19 career double-doubles. Shot 8-of-9 from the charity stripe.

CAREER HIGHS

PTS: 35, Auburn - 11/14/19
RBS: 16, Cincinnati - 11/12/18
AST: 7, Florida Atlantic - 1/10/19
STL: 6, Jacksonville - 11/24/18
BLK: 2 (8x), last: FIU - 2/7/22
MIN: 43, vs. Charlotte - 3/11/21
FG: 14, Auburn - 11/14/19
FGA: 22, Rice - 3/12/21
3FG: 6, Auburn - 11/14/19
3FGA: 9, Marshall - 3/2/19
FT: 14, Cincinnati - 11/12/18
FTA: 20, Cincinnati - 11/12/18

SEASON HIGHS

PTS: 24, William & Mary - 12/5/21
RBS: 11 (2x), last: Temple - 12/22/21
AST: 4 (2x), last: Saint Joseph's - 11/26/21
STL: 4, Middle Tennessee - 2/10/22
BLK: 2 (4x), last: FIU - 2/7/22
MIN: 36 (3x), last: Charlotte - 1/29/22
FG: 8, Florida Atlantic - 1/17/22
FGA: 18, Auburn - 11/14/21
3FG: 3 (3x), last: Appalachian State - 12/18/21
3FGA: 6 (3x), last: UTSA - 1/13/22
FT: 9, William & Mary - 12/5/21
FTA: 12, William & Mary - 12/5/21

2021-22 GAME-BY-GAME

Opponent	Date	GS	MIN	Total		3-Pointers		Free throws		Rebounds				PF	A	TO	BLK	STL	PTS	AVG	
				FG-FGA	PCT	3FG-3FGA	PCT	FT-FTA	PCT	OFF	DEF	TOT	AVG								
South Carolina St.	11/09/2021	*	26:39	4-13	.308	1-4	.250	6-6	1.000	4	3	7	7.0	1	1	1	1	2	15	15.0	
Auburn	11/14/2021	*	35:50	5-18	.278	1-6	.167	8-9	.889	2	9	11	9.0	1	2	0	1	1	19	17.0	
George Washington	11/18/2021	*	30:18	4-10	.400	1-3	.333	3-4	.750	4	1	5	7.7	0	4	1	0	1	12	15.3	
at VCU	11/21/2021	*	31:02	4-10	.400	0-1	.000	5-7	.714	4	0	4	6.8	0	0	3	0	1	13	14.8	
vs Saint Joseph's	11/26/2021	*	35:47	5-15	.333	0-1	.000	2-3	.667	7	2	9	7.2	0	4	2	1	1	12	14.2	
vs Texas Tech	11/27/2021	*	30:38	7-13	.538	3-6	.500	0-0	.000	3	4	7	7.2	4	0	1	0	3	17	14.7	
vs Stetson	11/28/2021	*	25:36	2-4	.500	0-1	.000	3-6	.500	0	4	4	6.7	3	2	2	0	2	7	13.6	
at William & Mary	12/05/2021	*	29:18	7-13	.538	1-2	.500	9-12	.750	3	3	6	6.6	2	2	1	0	3	24	14.9	
Bowie St.	12/08/2021	*	16:16	3-4	.750	3-3	1.000	2-2	1.000	0	1	1	6.0	3	2	2	0	2	11	14.4	
Norfolk St.	12/12/2021	*	27:39	6-12	.500	0-3	.000	4-6	.667	3	1	4	5.8	2	1	3	2	1	16	14.6	
at Appalachian St.	12/18/2021	*	25:42	7-12	.583	3-4	.750	4-4	1.000	2	0	2	5.5	0	2	1	0	3	21	15.2	
at Temple	12/22/2021	*	31:34	4-13	.308	1-2	.500	4-7	.571	6	5	11	5.9	4	2	2	2	2	13	15.0	
at UTSA	01/13/2022	*	31:33	2-6	.333	2-6	.333	3-4	.750	0	6	6	5.9	3	3	3	2	2	9	14.5	
at UTEP	01/15/2022	*	25:18	3-8	.375	0-0	.000	0-3	.000	2	5	7	6.0	2	0	2	0	2	6	13.9	
Fla. Atlantic	01/17/2022	*	33:00	8-16	.500	0-4	.000	6-6	1.000	6	2	8	6.1	0	0	2	0	1	22	14.5	
Rice	01/20/2022	*	29:01	7-14	.500	0-0	.000	2-2	1.000	4	4	8	6.3	1	1	2	0	0	16	14.6	
North Texas	01/22/2022	*	25:31	3-9	.333	0-0	.000	2-4	.500	4	4	8	6.4	3	3	2	1	3	8	14.2	
Charlotte	01/26/2022	*	34:30	2-8	.250	0-3	.000	4-6	.667	1	2	3	6.2	3	0	4	0	1	8	13.8	
at Charlotte	01/29/2022	*	35:39	5-14	.357	0-3	.000	3-4	.750	2	2	4	6.1	2	3	2	1	0	13	13.8	
at Marshall	02/03/2022	*	30:41	1-5	.200	0-0	.000	4-8	.500	0	5	5	6.0	3	2	2	0	1	6	13.4	
at Western Ky.	02/05/2022	*	31:46	4-12	.333	0-2	.000	1-4	.250	2	3	5	6.0	1	3	1	1	1	9	13.2	
FIU	02/07/2022	*	27:57	6-15	.400	1-2	.500	2-4	.500	3	3	6	6.0	2	2	2	2	0	15	13.3	
Middle Tenn.	02/10/2022	*	32:32	4-7	.571	1-2	.500	2-2	1.000	0	6	6	6.0	0	3	6	0	4	11	13.2	
at UAB	02/13/2022	*	25:53	4-10	.400	2-4	.500	3-4	.750	0	4	4	5.9	4	1	0	1	2	13	13.2	
Totals			24	709:38	107-261	.410	20-62	.323	82-117	.701	62	79	141	5.9	44	43	47	15	39	316	13.2

CAREER STATISTICS

SEASON	TEAM	GP-GS	MIN/AVG	Field Goals		3-Point		F-Throws		Rebounds				Scoring						
				FG-FGA	FG%	3FG-3FGA	3FG%	FT-FTA	FT%	OFF	DEF	TOT	AVG	PF-FO	A	TO	BLK	STL	PTS	AVG
2018-19	ODU	31-30	898/29.0	125-349	.358	18-74	.243	101-154	.656	82	163	245	7.9	81-2	65	59	10	53	369	11.9
2019-20	ODU	27-27	720/26.7	110-287	.383	15-70	.214	55-91	.604	57	128	185	6.9	52-1	33	54	5	30	290	10.7
2020-21	ODU	18-17	563/31.3	105-198	.530	8-37	.216	61-113	.540	69	106	175	9.7	45-1	33	50	3	33	279	15.5
2021-22	ODU	24-24	710/29.6	107-261	.410	20-62	.323	82-117	.701	62	79	141	5.9	44-0	43	47	15	39	316	13.2
TOTAL		100-98	2891/28.9	447-1095	.408	61-243	.251	299-475	.629	270	476	746	7.5	222-4	174	210	33	155	1254	12.5



#20 MAGGIE ROBINSON

6-0 | GRADUATE | FORWARD | MOBILE, ALA. | SHELTON STATE CC | W.P. DAVISON

PLAYER NOTES

- Started all 24 games for ODU last season. Was fifth on the team in rebounding (5.2) and shot a team-best .367 from deep. Notched a career-high with 19 points vs. Rice on Jan. 16.
- Redshirted the 2019-20 campaign while recovering from a torn ACL suffered prior to the season.
- Played in all 32 games and made 31 starts in her first season at ODU in 2018-19 and averaged 7.1 points and 4.1 rebounds. Scored 17 against No. 13 NC State. Sank the go-ahead 3-pointer with 1:05 remaining in overtime in the Monarchs' win at Cincinnati.
- Made back-to-back NJCAA Final Fours with Shelton State CC. Averaged 12 points and 7.5 rebounds in 2017-18 while leading the conference in shooting percentage, free throw percentage and rebounding. Named to the NJCAA All-Tournament Team.

CAREER HIGHS

PTS: 19, Rice - 1/16/21
RBS: 11, Cincinnati - 11/12/18
AST: 4, Charlotte - 2/23/19
STL: 4, Charlotte - 2/13/21
BLK: 3, UAB - 2/19/21
MIN: 46, Charlotte - 3/11/21
FG: 8, Marshall - 2/5/21
FGA: 15, Charlotte - 2/16/19
3FG: 4, Charlotte - 2/16/19
3FGA: 13, Charlotte - 2/16/19
FT: 5, William & Mary - 12/8/18
FTA: 8, William & Mary - 12/8/18

SEASON HIGHS

PTS: ---
RBS: ---
AST: ---
STL: ---
BLK: ---
MIN: ---
FG: ---
FGA: ---
3FG: ---
3FGA: ---
FT: ---
FTA: ---

CAREER STATISTICS

SEASON	TEAM	GP-GS	MIN/AVG	Field Goals		3-Point		F-Throws		Rebounds				Scoring						
				FG-FGA	FG%	3FG-3FGA	3FG%	FT-FTA	FT%	OFF	DEF	TOT	AVG	PF-FO	A	TO	BLK	STL	PTS	AVG
2018-19	ODU	32-31	792/24.8	77-230	.335	40-149	.268	32-46	.696	48	84	132	4.1	71-0	31	41	6	18	226	7.1
2020-21	ODU	24-24	719/30.0	74-169	.438	22-60	.367	19-24	.792	46	78	124	5.2	55-3	23	25	12	15	189	7.9
TOTAL		56-55	1511/27.0	151-399	.378	62-209	.297	51-70	.729	94	162	256	4.6	126-3	54	66	18	33	415	7.4



#23 AMARI YOUNG

5-11 | SENIOR | FORWARD | NORTH AUGUSTA, S.C. | NORTH AUGUSTA

PLAYER NOTES

- Ranks 39th among active Division I players with 833 career rebounds.
- A Preseason All-Conference USA honoree.
- Had a season-high 15 points alongside nine rebounds vs. FIU.
- Notched her first double-double of the season with 10 points and 10 rebounds at Charlotte.
- Scored her 1,000th point vs. Florida Atlantic on Jan. 17. Now 29th in scoring at ODU with 1,090 points.
- Set a season high with three blocks at UTSA.

CAREER HIGHS

PTS: 31, Charlotte - 3/11/21
RBS: 24 (2x), last: WKU - 3/5/21
AST: 5, Charlotte - 3/11/21
STL: 5 (5x), last: William & Mary - 12/5/21
BLK: 4, William & Mary - 12/5/19
MIN: 48, Charlotte - 3/11/21
FG: 15, Charlotte - 3/11/21
FGA: 29, Charlotte - 3/11/21
3FG: 1, 7x last vs. Rice - 3/7/20
3FGA: 2, 6x last vs. Rice - 3/7/20
FT: 10, Campbell - 11/8/19
FTA: 12, Campbell - 11/8/19

SEASON HIGHS

PTS: 15 (2x), last: UAB - 2/12/22
RBS: 12 (2x), last: Charlotte - 1/26/22
AST: 3 (2x), last: Florida Atlantic - 1/17/22
STL: 5, William & Mary - 12/5/21
BLK: 3, UTSA - 1/13/22
MIN: 36, Florida Atlantic - 1/17/22
FG: 7, FIU - 2/7/22
FGA: 13, FIU - 2/7/22
3FG: ---
3FGA: ---
FT: 4 (2x), last: UTEP - 1/15/22
FTA: 7 (2x), last: UAB - 2/12/22

2021-22 GAME-BY-GAME

Opponent	Date	GS	MIN	Total			3-Pointers		Free throws		Rebounds				PF	A	TO	BLK	STL	PTS	AVG
				FG-FGA	PCT	3FG-3FGA	PCT	FT-FTA	PCT	OFF	DEF	TOT	AVG								
South Carolina St.	11/09/2021	*	20:53	5-9	.556	0-0	.000	1-3	.333	3	3	6	6.0	2	0	2	0	2	11	11.0	
Auburn	11/14/2021	*	33:19	3-7	.429	0-0	.000	4-6	.667	2	6	8	7.0	4	0	2	1	1	10	10.5	
George Washington	11/18/2021	*	29:14	4-8	.500	0-0	.000	0-6	.000	8	4	12	8.7	2	0	2	1	1	8	9.7	
at VCU	11/21/2021	*	34:54	4-6	.667	0-0	.000	2-4	.500	3	3	6	8.0	3	2	5	1	2	10	9.8	
vs Saint Joseph's	11/26/2021	*	29:24	4-8	.500	0-0	.000	2-4	.500	2	3	5	7.4	3	0	1	0	0	10	9.8	
vs Texas Tech	11/27/2021	*	25:20	3-8	.375	0-0	.000	0-3	.000	3	1	4	6.8	2	0	1	2	1	6	9.2	
vs Stetson	11/28/2021	*	19:02	3-6	.500	0-0	.000	2-5	.400	0	3	3	6.3	3	0	0	1	0	8	9.0	
at William & Mary	12/05/2021	*	27:53	2-3	.667	0-0	.000	0-2	.000	0	5	5	6.1	0	1	4	0	5	4	8.4	
Bowie St.	12/08/2021	*	15:10	5-6	.833	0-0	.000	1-2	.500	3	2	5	6.0	0	0	0	0	2	11	8.7	
Norfolk St.	12/12/2021	*	22:07	4-4	1.000	0-0	.000	2-4	.500	3	2	5	5.9	0	0	5	1	2	10	8.8	
at Appalachian St.	12/18/2021	*	17:49	2-4	.500	0-0	.000	1-2	.500	0	2	2	5.5	1	3	0	0	2	5	8.5	
at Temple	12/22/2021	*	28:42	4-10	.400	0-0	.000	0-2	.000	3	2	5	5.5	3	0	2	1	3	8	8.4	
at UTSA	01/13/2022	*	19:18	3-6	.500	0-0	.000	1-1	1.000	1	3	4	5.4	4	0	3	3	1	7	8.3	
at UTEP	01/15/2022	*	31:59	1-5	.200	0-0	.000	4-7	.571	1	2	3	5.2	3	0	2	1	1	6	8.1	
Fla. Atlantic	01/17/2022	*	36:20	4-9	.444	0-0	.000	3-6	.500	3	3	6	5.3	4	3	1	2	3	11	8.3	
Rice	01/20/2022	*	31:06	5-8	.625	0-0	.000	0-0	.000	1	1	2	5.1	1	2	0	0	1	10	8.4	
North Texas	01/22/2022	*	21:07	6-10	.600	0-0	.000	1-4	.250	4	4	8	5.2	5	0	3	1	1	13	8.7	
Charlotte	01/26/2022	*	33:34	3-6	.500	0-0	.000	3-4	.750	6	6	12	5.6	2	2	2	0	2	9	8.7	
at Charlotte	01/29/2022	*	28:21	4-11	.364	0-0	.000	2-6	.333	3	7	10	5.8	1	0	3	1	2	10	8.8	
at Marshall	02/03/2022	*	24:04	5-6	.833	0-0	.000	0-0	.000	1	3	4	5.8	1	0	2	0	3	10	8.9	
at Western Ky.	02/05/2022	*	28:19	3-5	.600	0-0	.000	0-1	.000	2	1	3	5.6	3	1	1	1	0	6	8.7	
FIU	02/07/2022	*	27:11	7-13	.538	0-0	.000	1-2	.500	2	7	9	5.8	4	2	0	0	2	15	9.0	
Middle Tenn.	02/10/2022	*	28:12	3-3	1.000	0-0	.000	1-4	.250	0	6	6	5.8	4	2	2	1	0	7	8.9	
at UAB	02/13/2022	*	27:59	6-9	.667	0-0	.000	3-7	.429	0	2	2	5.6	2	0	2	2	1	15	9.2	
Totals			24	641:17	93-170	.547	0-0	.000	34-85	.400	54	81	135	5.6	57	18	45	22	36	220	9.2

CAREER STATISTICS

SEASON	TEAM	GP-GS	MIN/AVG	Field Goals		3-Point		F-Throws		Rebounds				Scoring						
				FG-FGA	FG%	3FG-3FGA	3FG%	FT-FTA	FT%	OFF	DEF	TOT	AVG	PF-FO	A	TO	BLK	STL	PTS	AVG
2018-19	ODU	32-3	726/22.7	104-215	.484	6-16	.375	52-102	.510	82	127	209	6.5	82-0	27	45	14	50	266	8.3
2019-20	ODU	30-30	858/28.6	129-289	.446	1-19	.053	60-121	.496	88	157	245	8.2	70-1	32	71	24	63	319	10.6
2020-21	ODU	22-22	739/33.6	128-284	.451	0-1	.000	44-96	.458	80	166	246	11.2	65-3	39	51	22	45	300	13.6
2021-22	ODU	24-24	641/26.7	93-170	.547	0-0	.000	34-85	.400	54	81	135	5.6	57-1	18	45	22	36	220	9.2
TOTAL		108-79	2965/27.5	454-958	.474	7-36	.194	190-404	.470	304	531	835	7.7	274-5	116	212	82	194	1105	10.2



#24 EDEN SAMPLE

5-11 | FRESHMAN | GUARD | GWINNETT, GA. | COLLINS HILL

PLAYER NOTES

- Scored her first collegiate basket vs. Bowie State. Set personal bests with two points, two rebounds, one assist and one steal. Also played a season-high 13 minutes.

- Played in ODU's season opener with S.C. State. Made one free throw in four minutes of action.

- A nominee for the 2021 McDonald's All-American game and an Atlanta Journal-Constitution 6A All-State Second Team player as a senior. Led Collins Hill to a 6A state quarterfinal appearance as a senior. Was her team's leading scorer as a junior with 16.5 points per game. The MVP of the Deep South Classic as both a junior and a senior.

CAREER HIGHS

PTS: 2 (3x), last: WKU - 2/5/22
RBS: 2 (2x), last: Norfolk State - 12/12/21
AST: 1 (2x), last: Appalachian State - 12/18/21
STL: 1, Bowie State - 12/8/21
BLK: 1, Appalachian State - 12/18/21
MIN: 13, Bowie State - 12/8/21
FG: 1 (2x), last: Appalachian State - 12/18/21
FGA: 3 (2x), last: Bowie State - 12/8/21
3FG: ---
3FGA: 3, William & Mary - 12/5/21
FT: 1 (2x), last: Norfolk State - 12/12/21
FTA: 2 (3x), last: Norfolk State - 12/12/21

SEASON HIGHS

PTS: 2 (3x), last: WKU - 2/5/22
RBS: 2 (2x), last: Norfolk State - 12/12/21
AST: 1 (2x), last: Appalachian State - 12/18/21
STL: 1, Bowie State - 12/8/21
BLK: 1, Appalachian State - 12/18/21
MIN: 13, Bowie State - 12/8/21
FG: 1 (3x), last: WKU - 2/5/22
FGA: 3 (2x), last: Bowie State - 12/8/21
3FG: ---
3FGA: 3, William & Mary - 12/5/21
FT: 1 (2x), last: Norfolk State - 12/12/21
FTA: 2 (3x), last: Norfolk State - 12/12/21

2021-22 GAME-BY-GAME

Opponent	Date	GS	MIN	Total		3-Pointers		Free throws		Rebounds				Other						
				FG-FGA	PCT	3FG-3FGA	PCT	FT-FTA	PCT	OFF	DEF	TOT	AVG	PF	A	TO	BLK	STL	PTS	AVG
South Carolina St.	11/09/2021		03:55	0-0	.000	0-0	.000	1-2	.500	0	0	0	0.0	0	0	0	0	0	1	1.0
at VCU	11/21/2021		01:30	0-0	.000	0-0	.000	0-0	.000	0	0	0	0.0	1	0	0	0	0	0	0.5
at William & Mary	12/05/2021		04:02	0-3	.000	0-3	.000	0-0	.000	0	0	0	0.0	1	0	0	0	0	0	0.3
Bowie St.	12/08/2021		12:54	1-3	.333	0-1	.000	0-2	.000	1	1	2	0.5	1	1	0	0	1	2	0.8
Norfolk St.	12/12/2021		03:17	0-1	.000	0-0	.000	1-2	.500	2	0	2	0.8	1	0	0	0	0	1	0.8
at Appalachian St.	12/18/2021		04:53	1-2	.500	0-1	.000	0-0	.000	0	0	0	0.7	0	1	0	1	0	2	1.0
at Marshall	02/03/2022		01:35	0-1	.000	0-1	.000	0-0	.000	0	0	0	0.6	0	0	0	0	0	0	0.9
at Western Ky.	02/05/2022		01:28	1-1	1.000	0-0	.000	0-0	.000	1	0	1	0.6	0	0	1	0	0	2	1.0
FIU	02/07/2022		01:05	0-0	.000	0-0	.000	0-0	.000	0	0	0	0.6	0	0	0	0	0	0	0.9
Totals		0	34:39	3-11	.273	0-6	.000	2-6	.333	4	1	5	0.6	4	2	1	1	1	8	0.9

CAREER STATISTICS

		Field Goals			3-Point		F-Throws		Rebounds				Scoring							
SEASON	TEAM	GP-GS	MIN/AVG	FG-FGA	FG%	3FG-3FGA	3FG%	FT-FTA	FT%	OFF	DEF	TOT	AVG	PF-FO	A	TO	BLK	STL	PTS	AVG
2021-22	ODU	9-0	35/3.8	3-11	.273	0-6	.000	2-6	.333	4	1	5	0.6	4-0	2	1	1	1	8	0.9
TOTAL		9-0	35/3.8	3-11	.273	0-6	.000	2-6	.333	4	1	5	0.6	4-0	2	1	1	1	8	0.9



#25 KALEN NELSON

5-11 | FRESHMAN | GUARD/FORWARD | TULSA, OKLA. | UNION

PLAYER NOTES

- Beat the buzzer to end the first quarter vs. Middle Tennessee for the first 3-pointer of her career.
- Played a season-high 17 minutes vs. Bowie State, scoring a personal-best four points.
- Scored her first collegiate basket vs. Saint Joseph's.
- Played the most minutes (eight) by an ODU freshman vs. Auburn. Scored her first career point and grabbed two rebounds.
- Played 11 minutes in ODU's season opener vs. S.C. State. Grabbed five rebounds, including a pair of offensive boards.
- Averaged 13.4 points and 5.9 rebounds per game as a senior at Union High School, garnering all-state and All-World honors. Guided Union to the state semifinals in her final season, where it lost to the eventual state champions.

CAREER HIGHS

PTS: 4, Bowie State - 12/8/21
RBS: 5, S.C. State - 11/9/21
AST: 1, Appalachian State - 12/18/21
STL: 1 (4x), last: North Texas - 1/22/22
BLK: ---
MIN: 17, Bowie State - 12/8/21
FG: 1 (7x), last: Middle Tennessee - 2/10/22
FGA: 5 (2x), last: Appalachian State - 12/18/21
3FG: Middle Tennessee - 2/10/22
3FGA: Middle Tennessee - 2/10/22
FT: 2 (2x), last: North Texas - 1/22/22
FTA: 2 (3x), last: North Texas - 1/22/22

SEASON HIGHS

PTS: 4, Bowie State - 12/8/21
RBS: 5, S.C. State - 11/9/21
AST: 1, Appalachian State - 12/18/21
STL: 1 (4x), last: North Texas - 1/22/22
BLK: ---
MIN: 17, Bowie State - 12/8/21
FG: 1 (7x), last: Middle Tennessee - 2/10
FGA: 5 (2x), last: Appalachian State - 12/18/21
3FG: 1, Middle Tennessee - 2/10/22
3FGA: 1, Middle Tennessee - 2/10/22
FT: 2 (2x), last: North Texas - 1/22/22
FTA: 2 (3x), last: North Texas - 1/22/22

2021-22 GAME-BY-GAME

Opponent	Date	GS	MIN	Total		3-Pointers		Free throws		Rebounds				PF	A	TO	BLK	STL	PTS	AVG
				FG-FGA	PCT	3FG-3FGA	PCT	FT-FTA	PCT	OFF	DEF	TOT	AVG							
South Carolina St.	11/09/2021		10:57	0-2	.000	0-0	.000	0-0	.000	2	3	5	5.0	1	0	0	0	0	0	0.0
Auburn	11/14/2021		07:46	0-1	.000	0-0	.000	1-2	.500	1	1	2	3.5	0	0	0	0	0	1	0.5
George Washington	11/18/2021		02:21	0-0	.000	0-0	.000	0-0	.000	0	0	0	2.3	0	0	0	0	0	0	0.3
at VCU	11/21/2021		01:30	0-1	.000	0-0	.000	0-0	.000	0	1	1	2.0	0	0	0	0	0	0	0.3
vs Saint Joseph's	11/26/2021		07:17	1-1	1.000	0-0	.000	0-0	.000	1	1	2	2.0	0	0	0	0	0	2	0.6
vs Texas Tech	11/27/2021		03:43	0-0	.000	0-0	.000	0-0	.000	0	1	1	1.8	0	0	0	0	0	0	0.5
vs Stetson	11/28/2021		13:29	1-3	.333	0-0	.000	0-0	.000	0	2	2	1.9	2	0	0	0	0	2	0.7
at William & Mary	12/05/2021		06:22	1-2	.500	0-0	.000	0-0	.000	0	0	0	1.6	0	0	0	0	1	2	0.9
Bowie St.	12/08/2021		16:38	1-5	.200	0-0	.000	2-2	1.000	1	1	2	1.7	0	0	3	0	1	4	1.2
Norfolk St.	12/12/2021		03:08	0-0	.000	0-0	.000	0-0	.000	0	0	0	1.5	0	0	0	0	0	0	1.1
at Appalachian St.	12/18/2021		14:53	1-5	.200	0-0	.000	0-0	.000	1	0	1	1.5	1	1	0	0	0	2	1.2
at UTSA	01/13/2022		07:08	0-0	.000	0-0	.000	0-0	.000	0	2	2	1.5	1	0	0	0	1	0	1.1
at UTEP	01/15/2022		05:42	0-1	.000	0-0	.000	0-0	.000	0	0	0	1.4	1	0	1	0	0	0	1.0
Fla. Atlantic	01/17/2022		05:11	1-1	1.000	0-0	.000	0-0	.000	1	1	2	1.4	0	0	1	0	0	2	1.1
Rice	01/20/2022		03:28	0-0	.000	0-0	.000	0-0	.000	0	0	0	1.3	0	0	0	0	0	0	1.0
North Texas	01/22/2022		08:14	0-0	.000	0-0	.000	2-2	1.000	1	0	1	1.3	0	0	1	0	1	2	1.1
at Marshall	02/03/2022		02:35	0-0	.000	0-0	.000	0-0	.000	0	0	0	1.2	0	0	0	0	0	0	1.0
FIU	02/07/2022		03:38	0-0	.000	0-0	.000	0-0	.000	0	0	0	1.2	0	0	0	0	0	0	0.9
Middle Tenn.	02/10/2022		05:34	1-1	1.000	1-1	1.000	0-0	.000	1	1	2	1.2	0	0	1	0	0	3	1.1
at UAB	02/13/2022		03:44	0-0	.000	0-0	.000	0-0	.000	0	1	1	1.2	1	0	0	0	0	0	1.0
Totals		0	133:18	7-23	.304	1-1	1.000	5-6	.833	9	15	24	1.2	7	1	7	0	4	20	1.0

CAREER STATISTICS

		Field Goals		3-Point		F-Throws		Rebounds				Scoring									
SEASON	TEAM	GP-GS	MIN/AVG	FG-FGA	FG%	3FG-3FGA	3FG%	FT-FTA	FT%	OFF	DEF	TOT	AVG	PF	FO	A	TO	BLK	STL	PTS	AVG
2021-22	ODU	20-0	133/6.7	7-23	.304	1-1	1.000	5-6	.833	9	15	24	1.2	7-0	1	7	0	4	20	1.0	
TOTAL		20-0	133/6.7	7-23	.304	1-1	1.000	5-6	.833	9	15	24	1.2	7-0	1	7	0	4	20	1.0	



#35 ALEX ROUSE

5-8 | FRESHMAN | GUARD | LITTLE ROCK, ARK. | JOE T. ROBINSON

PLAYER NOTES

- Played four minutes in ODU's season opener vs. S.C. State. Grabbed one offensive rebound.
- A multi-sport athlete at Joe T. Robinson. Scored over 2,000-career points to set the school record. Earned all-conference and all-state recognition as a senior after averaging 25.5 points, six rebounds and three assists per game
- A former state champion in soccer and played volleyball for a season.
- Father played football at Arkansas and for the Chicago Bears.

CAREER HIGHS

PTS: ---
 RBS: 1 (2x), last: VCU - 11/21/21
 AST: ---
 STL: ---
 BLK: ---
 MIN: 4, S.C. State - 11/9/21
 FG: ---
 FGA: 1, Marshall - 2/3/22
 3FG: ---
 3FGA: 1, Marshall - 2/3/22
 FT: ---
 FTA: ---

SEASON HIGHS

PTS: ---
 RBS: 1 (2x), last: VCU - 11/21/21
 AST: ---
 STL: ---
 BLK: ---
 MIN: 4, S.C. State - 11/9/21
 FG: ---
 FGA: 1, Marshall - 2/3/22
 3FG: ---
 3FGA: 1, Marshall - 2/3/22
 FT: ---
 FTA: ---

2021-22 GAME-BY-GAME

Opponent	Date	GS	MIN	Total		3-Pointers		Free throws		Rebounds				Other							
				FG-FGA	PCT	3FG-3FGA	PCT	FT-FTA	PCT	OFF	DEF	TOT	AVG	PF	A	TO	BLK	STL	PTS	AVG	
South Carolina St.	11/09/2021		03:55	0-0	.000	0-0	.000	0-0	.000	1	0	1	1.0	1	0	0	0	0	0	0	0.0
at VCU	11/21/2021		01:30	0-0	.000	0-0	.000	0-0	.000	1	0	1	1.0	0	0	0	0	0	0	0	0.0
at Marshall	02/03/2022		02:09	0-1	.000	0-1	.000	0-0	.000	0	0	0	0.7	1	0	1	0	0	0	0	0.0
at Western Ky.	02/05/2022		01:28	0-0	.000	0-0	.000	0-0	.000	0	0	0	0.5	0	0	0	0	0	0	0	0.0
FIU	02/07/2022		01:04	0-0	.000	0-0	.000	0-0	.000	0	0	0	0.4	0	0	0	0	0	0	0	0.0
Totals		0	10:06	0-1	.000	0-1	.000	0-0	.000	2	0	2	0.4	2	0	1	0	0	0	0	0.0

CAREER STATISTICS

SEASON	TEAM	GP-GS	MIN/AVG	Field Goals		3-Point		F-Throws		Rebounds				Scoring							
				FG-FGA	FG%	3FG-3FGA	3FG%	FT-FTA	FT%	OFF	DEF	TOT	AVG	PF	FO	A	TO	BLK	STL	PTS	AVG
2021-22	ODU	5-0	10/2.0	0-1	.000	0-1	.000	0-0	.000	2	0	2	0.4	2-0	0	1	0	0	0	0	0.0
TOTAL		5-0	10/2.0	0-1	.000	0-1	.000	0-0	.000	2	0	2	0.4	2-0	0	1	0	0	0	0	0.0



#44 AMHYIA MORELAND

6-1 | FRESHMAN | FORWARD | CHARLOTTE, N.C. | ZEBULON B. VANCE

PLAYER NOTES

- Matched a personal best with four points while setting career bests with six rebounds and three blocks vs. FIU.
- Came down with four boards vs. Bowie State. Also had two steals.
- Grabbed three rebounds vs. Stetson.
- Scored two points and grabbed two rebounds in four minutes of action in ODU's season opener with S.C. State.
- A two-time 4A state champion. Posted an 11-point, 13-rebound double-double in the 2021 state championship. Averaged 18.2 points and 7.4 rebounds per game as a senior, earning I-Meck Player of the Year honors.

CAREER HIGHS

PTS: 4 (2x), last: FIU - 2/7/22
RBS: 6, FIU - 2/7/22
AST: 1 (3x), last: North Texas - 1/22/22
STL: 2, Bowie State - 12/8/21
BLK: 3, FIU - 2/7/22
MIN: 12, FIU - 2/7/22
FG: 2, Norfolk State - 12/12/21
FGA: 3 (2x), last: FIU - 2/7/22
3FG: ---
3FGA: ---
FT: 2, FIU - 2/7/22
FTA: 4, FIU - 2/7/22

SEASON HIGHS

PTS: 4 (2x), last: FIU - 2/7/22
RBS: 6, FIU - 2/7/22
AST: 1 (3x), last: North Texas - 1/22/22
STL: 2, Bowie State - 12/8/21
BLK: 3, FIU - 2/7/22
MIN: 12, FIU - 2/7/22
FG: 2, Norfolk State - 12/12/21
FGA: 3 (2x), last: FIU - 2/7/22
3FG: ---
3FGA: ---
FT: 2, FIU - 2/7/22
FTA: 4, FIU - 2/7/22

2021-22 GAME-BY-GAME

Opponent	Date	GS	MIN	Total		3-Pointers		Free throws		Rebounds				PF	A	TO	BLK	STL	PTS	AVG
				FG-FGA	PCT	3FG-3FGA	PCT	FT-FTA	PCT	OFF	DEF	TOT	AVG							
South Carolina St.	11/09/2021		03:55	1-3	.333	0-0	.000	0-0	.000	0	2	2	2.0	0	0	2	0	0	2	2.0
at VCU	11/21/2021		08:33	0-0	.000	0-0	.000	0-0	.000	0	2	2	2.0	4	1	2	1	0	0	1.0
vs Saint Joseph's	11/26/2021		03:01	0-2	.000	0-0	.000	0-0	.000	0	0	0	1.3	0	0	2	0	0	0	0.7
vs Texas Tech	11/27/2021		03:27	0-0	.000	0-0	.000	0-0	.000	0	0	0	1.0	3	0	0	0	0	0	0.5
vs Stetson	11/28/2021		04:40	0-2	.000	0-0	.000	0-0	.000	1	2	3	1.4	2	0	3	1	0	0	0.4
at William & Mary	12/05/2021		03:26	1-2	.500	0-0	.000	0-0	.000	0	0	0	1.2	0	0	0	1	0	2	0.7
Bowie St.	12/08/2021		10:40	0-1	.000	0-0	.000	1-2	.500	0	4	4	1.6	2	0	0	0	2	1	0.7
Norfolk St.	12/12/2021		07:31	2-2	1.000	0-0	.000	0-1	.000	1	1	2	1.6	2	1	1	0	1	4	1.1
at Appalachian St.	12/18/2021		07:03	0-1	.000	0-0	.000	0-0	.000	1	1	2	1.7	4	0	0	0	0	0	1.0
North Texas	01/22/2022		07:51	1-2	.500	0-0	.000	1-2	.500	4	0	4	1.9	0	1	1	0	0	3	1.2
Charlotte	01/26/2022		08:35	1-2	.500	0-0	.000	1-2	.500	1	3	4	2.1	0	0	0	2	0	3	1.4
at Charlotte	01/29/2022		02:58	0-0	.000	0-0	.000	0-0	.000	1	0	1	2.0	1	0	1	0	0	0	1.3
at Marshall	02/03/2022		07:47	1-1	1.000	0-0	.000	1-2	.500	1	2	3	2.1	1	0	1	1	1	3	1.4
at Western Ky.	02/05/2022		05:03	0-1	.000	0-0	.000	1-2	.500	2	0	2	2.1	1	0	0	1	0	1	1.4
FIU	02/07/2022		12:00	1-3	.333	0-0	.000	2-4	.500	3	3	6	2.3	4	0	2	3	0	4	1.5
Totals		0	96:29	8-22	.364	0-0	.000	7-15	.467	15	20	35	2.3	24	3	15	10	4	23	1.5

CAREER STATISTICS

SEASON	TEAM	GP-GS	MIN/AVG	Field Goals		3-Point		F-Throws		Rebounds				Scoring						
				FG-FGA	FG%	3FG-3FGA	3FG%	FT-FTA	FT%	OFF	DEF	TOT	AVG	PF-FO	A	TO	BLK	STL	PTS	AVG
2021-22	ODU	15-0	96/6.4	8-22	.364	0-0	.000	7-15	.467	15	20	35	2.3	24-0	3	15	10	4	23	1.5
TOTAL		15-0	96/6.4	8-22	.364	0-0	.000	7-15	.467	15	20	35	2.3	24-0	3	15	10	4	23	1.5

Old Dominion Women's Basketball 2021-22 Game Notes

2021-22 OVERALL SEASON STATS

Game Records

Record	Overall	Home	Away	Neutral
ALL GAMES	19-5	9-2	7-3	3-0
CONFERENCE	9-3	5-1	4-2	0-0
NON-CONFERENCE	10-2	4-1	3-1	3-0

Score by Periods

Team	1st	2nd	3rd	4th	OT	TOT
Old Dominion	349	378	398	410	0	1535
Opponents	301	299	354	336	0	1290

Team Box Score

No.	Player	GP-GS			Total		3-Point		F-Throw		Rebounds				Other				PTS	AVG			
		GP	GS	MIN	AVG	FG-FGA	FG%	3FG-3FGA	3FG%	FT-FTA	FT%	OFF	DEF	TOT	AVG	PF	DQ	A			TO	BLK	STL
2	ALLEN, Iggy	24-24		731:48	30.5	131-357	.367	37-122	.303	58-78	.744	63	122	185	7.7	58	0	38	45	5	37	357	14.9
14	WAYNE, Ajah	24-24		709:38	29.6	107-261	.410	20-62	.323	82-117	.701	62	79	141	5.9	44	0	43	47	15	39	316	13.2
23	YOUNG, Amari	24-24		641:17	26.7	93-170	.547	0-0	.000	34-85	.400	54	81	135	5.6	57	1	18	45	22	36	220	9.2
12	JACKSON, Brianna	24-14		458:14	19.1	66-132	.500	0-1	.000	32-52	.615	51	74	125	5.2	75	2	5	40	40	15	164	6.8
1	ADAMS, Mariah	22-19		696:59	31.7	48-144	.333	6-40	.150	33-41	.805	16	47	63	2.9	63	1	94	62	2	47	135	6.1
11	CLARK, Kaye	24-13		552:07	23.0	46-117	.393	14-43	.326	13-23	.565	24	32	56	2.3	50	1	39	43	9	40	119	5.0
3	WASHINGTON, Taleah	9-2		115:51	12.9	12-36	.333	7-23	.304	6-10	.600	1	8	9	1.0	6	0	10	15	3	4	37	4.1
4	HUDSON, Aziah	24-0		393:54	16.4	30-100	.300	19-72	.264	14-22	.636	6	11	17	0.7	27	0	12	15	0	18	93	3.9
44	MORELAND, Amhyia	15-0		96:29	6.4	8-22	.364	0-0	.000	7-15	.467	15	20	35	2.3	24	0	3	15	10	4	23	1.5
5	BARNES-WILLIAMS, Ashanti	11-0		65:43	6.0	6-21	.286	0-3	.000	3-5	.600	6	4	10	0.9	11	0	4	4	2	4	15	1.4
0	CAMPBELL, Joy	21-0		159:56	7.6	10-34	.294	3-13	.231	5-11	.455	4	19	23	1.1	10	0	12	15	0	10	28	1.3
25	NELSON, Kaylen	20-0		133:18	6.7	7-23	.304	1-1	1.000	5-6	.833	9	15	24	1.2	7	0	1	7	0	4	20	1.0
24	SAMPLE, Eden	9-0		34:39	3.8	3-11	.273	0-6	.000	2-6	.333	4	1	5	0.6	4	0	2	1	1	1	8	0.9
35	ROUSE, Alex	5-0		10:06	2.0	0-1	.000	0-1	.000	0-0	.000	2	0	2	0.4	2	0	0	1	0	0	0	0.0
Team												42	46	88									
Total		24	4800			567-1429	.397	107-387	.276	294-471	.624	359	559	918	38.3	438	5	281	370	109	259	1535	64.0
Opponents		24	4800			449-1234	.364	96-350	.274	296-436	.679	285	592	877	36.5	452	13	223	508	75	162	1290	53.8

Team Statistics

	ODU	OPP
Scoring	1535	1290
Points per game	64.0	53.8
Scoring margin	+10.2	-
Field goals-att	567-1429	449-1234
Field goal pct	.397	.364
3 point fg-att	107-387	96-350
3-point FG pct	.276	.274
3-pt FG made per game	4.5	4.0
Free throws-att	294-471	296-436
Free throw pct	.624	.679
F-Throws made per game	12.3	12.3
Rebounds	918	877
Rebounds per game	38.3	36.5
Rebounding margin	+1.7	-
Assists	281	223
Assists per game	11.7	9.3
Turnovers	370	508
Turnovers per game	15.4	21.2
Turnover margin	+5.8	-
Assist/turnover ratio	0.8	0.4
Steals	259	162
Steals per game	10.8	6.8
Blocks	109	75
Blocks per game	4.5	3.1
Winning streak	3	-
Home win streak	2	-
Attendance	16896	8133
Home games-Avg/Game	11-1536	10-813
Neutral site-Avg/Game	-	3-0

Team Results

Date	Opponent	Score	Att.
11/09/2021	South Carolina St.	W 80-52	1649
11/14/2021	Auburn	W 57-44	1776
11/18/2021	George Washington	L 45-47	1719
11/21/2021	at VCU	L 48-71	641
11/26/2021	vs Saint Joseph's	W 67-50	0
11/27/2021	vs Texas Tech	W 59-45	0
11/28/2021	vs Stetson	W 61-51	0
12/05/2021	at William & Mary	W 68-55	221
12/08/2021	Bowie St.	W 70-29	1591
12/12/2021	Norfolk St.	W 76-47	1924
12/18/2021	at Appalachian St.	W 85-49	204
12/22/2021	at Temple	W 71-68	3122
01/13/2022	at UTSA	W 57-46	455
01/15/2022	at UTEP	L 48-53	782
01/17/2022	Fla. Atlantic	W 61-48	1477
01/20/2022	Rice	W 69-59	1393
01/22/2022	North Texas	W 67-57	558
01/26/2022	Charlotte	L 61-64	1620
01/29/2022	at Charlotte	W 54-45	819
02/03/2022	at Marshall	W 62-47	412
02/05/2022	at Western Ky.	L 57-71	1156
02/07/2022	FIU	W 73-61	1615
02/10/2022	Middle Tenn.	W 58-56	1574
02/13/2022	at UAB	W 81-75	321

CONFERENCE USA STATS

Game Records

Record	Overall	Home	Away	Neutral
ALL GAMES	9-3	5-1	4-2	0-0
CONFERENCE	9-3	5-1	4-2	0-0
NON-CONFERENCE	0-0	0-0	0-0	0-0

Score by Periods

Team	1st	2nd	3rd	4th	OT	TOT
Old Dominion	157	187	199	205	0	748
Opponents	175	143	194	170	0	682

Team Box Score

No.	Player	Total			3-Point			F-Throw		Rebounds				Other Stats								
		GP-GS	MIN	AVG	FG-FGA	FG%	3FG-3FGA	3FG%	FT-FTA	FT%	OFF	DEF	TOT	AVG	PF	DQ	A	TO	BLK	STL	PTS	AVG
2	ALLEN, Iggy	12-12	383:30	32.0	67-192	.349	17-70	.243	34-45	.756	33	52	85	7.1	32	0	15	25	3	17	185	15.4
14	WAYNE, Ajah	12-12	363:20	30.3	49-124	.395	6-26	.231	32-51	.627	24	46	70	5.8	24	0	21	28	8	17	136	11.3
23	YOUNG, Amari	12-12	337:29	28.1	50-91	.549	0-0	.000	19-42	.452	24	45	69	5.8	34	1	12	21	12	17	119	9.9
12	JACKSON, Brianna	12-10	271:29	22.6	37-75	.493	0-0	.000	22-33	.667	31	44	75	6.3	42	1	2	16	20	10	96	8.0
1	ADAMS, Mariah	12-12	406:58	33.9	26-84	.310	3-24	.125	15-18	.833	9	27	36	3.0	30	0	54	37	2	22	70	5.8
4	HUDSON, Aziah	12-0	193:15	16.1	17-53	.321	11-38	.289	8-11	.727	4	6	10	0.8	15	0	5	9	0	4	53	4.4
11	CLARK, Kaye	12-2	242:03	20.2	17-52	.327	7-22	.318	6-11	.545	8	12	20	1.7	22	0	12	18	4	10	47	3.9
44	MORELAND, Amhyia	6-0	44:14	7.4	4-9	.444	0-0	.000	6-12	.500	12	8	20	3.3	7	0	1	5	7	1	14	2.3
0	CAMPBELL, Joy	11-0	83:55	7.6	5-16	.313	3-9	.333	2-4	.500	0	9	9	0.8	7	0	10	5	0	4	15	1.4
5	BARNES-WILLIAMS, Ashanti	4-0	19:45	4.9	2-7	.286	0-1	.000	0-0	.000	3	1	4	1.0	2	0	1	1	1	1	4	1.0
25	NELSON, Kaylen	9-0	45:14	5.0	2-3	.667	1-1	1.000	2-2	1.000	3	5	8	0.9	3	0	0	4	0	2	7	0.8
24	SAMPLE, Eden	3-0	04:08	1.4	1-2	.500	0-1	.000	0-0	.000	1	0	1	0.3	0	0	0	1	0	0	2	0.7
35	ROUSE, Alex	3-0	04:41	1.6	0-1	.000	0-1	.000	0-0	.000	0	0	0	0.0	1	0	0	1	0	0	0	0.0
Team											21	22	43					10				
Total		12	2400		277-709	.391	48-193	.249	146-229	.638	173	277	450	37.5	219	2	133	181	57	105	748	62.3
Opponents		12	2400		233-622	.375	57-188	.303	159-227	.700	138	302	440	36.7	220	8	123	236	37	73	682	56.8

Team Statistics

	ODU	OPP
Scoring	748	682
Points per game	62.3	56.8
Scoring margin	+5.5	-
Field goals-att	277-709	233-622
Field goal pct	.391	.375
3 point fg-att	48-193	57-188
3-point FG pct	.249	.303
3-pt FG made per game	4.0	4.8
Free throws-att	146-229	159-227
Free throw pct	.638	.700
F-Throws made per game	12.2	13.3
Rebounds	450	440
Rebounds per game	37.5	36.7
Rebounding margin	+0.8	-
Assists	133	123
Assists per game	11.1	10.3
Turnovers	181	236
Turnovers per game	15.1	19.7
Turnover margin	+4.6	-
Assist/turnover ratio	0.7	0.5
Steals	105	73
Steals per game	8.8	6.1
Blocks	57	37
Blocks per game	4.8	3.1
Winning streak	3	-
Home win streak	2	-
Attendance	8237	3945
Home games-Avg/Game	6-1373	6-658
Neutral site-Avg/Game	-	0-0

Team Results

Date	Opponent		Score	Att.
01/13/2022	at UTSA	W	57-46	455
01/15/2022	at UTEP	L	48-53	782
01/17/2022	Fla. Atlantic	W	61-48	1477
01/20/2022	Rice	W	69-59	1393
01/22/2022	North Texas	W	67-57	558
01/26/2022	Charlotte	L	61-64	1620
01/29/2022	at Charlotte	W	54-45	819
02/03/2022	at Marshall	W	62-47	412
02/05/2022	at Western Ky.	L	57-71	1156
02/07/2022	FIU	W	73-61	1615
02/10/2022	Middle Tenn.	W	58-56	1574
02/13/2022	at UAB	W	81-75	321

Old Dominion Women's Basketball 2021-22 Game Notes

BOX SCORES

GAME ONE



Official Basketball Box Score - Final
South Carolina St. at Old Dominion
11/09/21 Charlayne Arena, Norfolk, Va.
2021-22 Women's Basketball

Game Time: 6:30 PM
Game Duration: 1:58
Attendance: 1,549

Officials: Tammy Holman, Priscilla Herring, Sarah Williams

South Carolina St. - 52

Record: 0-1

Box score table for South Carolina St. with columns for player name, minutes, FG, 3P, FT, Rebounds, Fouls, TP, AS, TO, ST, Blocks, +/-.

Technical Fouls:NONE

Shooting By Period table for South Carolina St. with columns for 1st, 2nd, 3rd, 4th quarters and FT, GM FG, FT, FT%.

Dead Ball Rebounds: 6, 0

GAME TWO



Official Basketball Box Score - Final
Auburn at Old Dominion
11/14/21 Charlayne Arena, Norfolk, Va.
2021-22 Women's Basketball

Game Time: 2:00 PM
Game Duration: 2:17
Attendance: 1,778

Officials: Meadow Overstreet, Bill Larrance, David Jenkins

Auburn - 44

Record: 0-2

Box score table for Auburn with columns for player name, minutes, FG, 3P, FT, Rebounds, Fouls, TP, AS, TO, ST, Blocks, +/-.

Technical Fouls:NONE

Shooting By Period table for Auburn with columns for 1st, 2nd, 3rd, 4th quarters and FT, GM FG, FT, FT%.

Dead Ball Rebounds: 3, 1

Old Dominion - 80

Record: 1-0

Box score table for Old Dominion with columns for player name, minutes, FG, 3P, FT, Rebounds, Fouls, TP, AS, TO, ST, Blocks, +/-.

Technical Fouls:NONE

Shooting By Period table for Old Dominion with columns for 1st, 2nd, 3rd, 4th quarters and FT, GM FG, FT, FT%.

Dead Ball Rebounds: 8, 0

Old Dominion - 57

Record: 2-0

Box score table for Old Dominion with columns for player name, minutes, FG, 3P, FT, Rebounds, Fouls, TP, AS, TO, ST, Blocks, +/-.

Technical Fouls:NONE

Shooting By Period table for Old Dominion with columns for 1st, 2nd, 3rd, 4th quarters and FT, GM FG, FT, FT%.

Dead Ball Rebounds: 4, 0

Biggest lead

Auburn ODU
7 (1st 0:18) 15 (4th 6:22)

Points from Turnovers Auburn ODU
13 20

Period by Period Scoring
1st 2nd 3rd 4th TOT

Best Scoring Run Auburn ODU
6 (1st 6:04) 7 (4th 6:22)

Paint Auburn
26 14

Auburn 15 10 8 11 44

Lead Changes Auburn ODU
6 4 13

Second Chance Auburn
5 7

ODU 8 15 22 12 57

Times Tied Auburn ODU
5 7

Fast Breaks Auburn ODU
4 5

Bench Auburn ODU
4 5

Time with Lead Auburn ODU
17:04 20:06

GAME THREE



Official Basketball Box Score - Final
George Washington at Old Dominion
11/18/21 Charlayne Arena, Norfolk, Va.
2021-22 Women's Basketball

Game Time: 6:30 PM
Game Duration: 1:51
Attendance: 1,719

Officials: Maj Forsberg, Stephanie Barksdale, Gerda Gattig

George Washington - 47

Record: 2-2

Box score table for George Washington with columns for player name, minutes, FG, 3P, FT, Rebounds, Fouls, TP, AS, TO, ST, Blocks, +/-.

Technical Fouls:NONE

Shooting By Period table for George Washington with columns for 1st, 2nd, 3rd, 4th quarters and FT, GM FG, FT, FT%.

Dead Ball Rebounds: 2, 0

GAME FOUR



Official Basketball Box Score - Final
Old Dominion at VCU
11/21/21 Stuart C. Siegel Center, Richmond
2021-22 Women's Basketball

Game Time: 1:00 PM
Game Duration: 2:11
Attendance: 641

Officials: Isaac Johnson, Nic Cappell, Kara Hunter

Old Dominion - 48

Record: 2-2

Box score table for Old Dominion with columns for player name, minutes, FG, 3P, FT, Rebounds, Fouls, TP, AS, TO, ST, Blocks, +/-.

Technical Fouls:Bench 3rd 0:00

Shooting By Period table for Old Dominion with columns for 1st, 2nd, 3rd, 4th quarters and FT, GM FG, FT, FT%.

Dead Ball Rebounds: 4, 0

Old Dominion - 45

Record: 2-1

Box score table for Old Dominion with columns for player name, minutes, FG, 3P, FT, Rebounds, Fouls, TP, AS, TO, ST, Blocks, +/-.

Technical Fouls:NONE

Shooting By Period table for Old Dominion with columns for 1st, 2nd, 3rd, 4th quarters and FT, GM FG, FT, FT%.

Dead Ball Rebounds: 2, 0

VCU - 71

Record: 2-1

Box score table for VCU with columns for player name, minutes, FG, 3P, FT, Rebounds, Fouls, TP, AS, TO, ST, Blocks, +/-.

Technical Fouls:NONE

Shooting By Period table for VCU with columns for 1st, 2nd, 3rd, 4th quarters and FT, GM FG, FT, FT%.

Dead Ball Rebounds: 2, 0

Biggest lead

GWU ODU
16 (3rd 5:39) 8 (1st 2:32)

Points from Turnovers GWU ODU
9 6

Period by Period Scoring
1st 2nd 3rd 4th TOT

Best Scoring Run GWU ODU
10 (3rd 5:39) 9 (4th 8:17)

Paint GWU
24 30

GWU 11 18 12 8 47

Lead Changes GWU ODU
3 10

Second Chance GWU ODU
1 7

ODU 15 6 8 16 45

Times Tied GWU ODU
1 1

Fast Breaks GWU ODU
3 7

Bench GWU ODU
27 8

Time with Lead GWU ODU
24:45 14:41

Biggest lead

ODU VCU
0 (1st 10:00) 26 (3rd 1:02)

Points from Turnovers ODU VCU
13 28

Period by Period Scoring
1st 2nd 3rd 4th TOT

Best Scoring Run ODU VCU
6 (4th 7:54) 14 (3rd 7:27)

Paint ODU
30 32

ODU 10 10 18 18 48

Lead Changes ODU VCU
0 9

Second Chance ODU VCU
6 9

VCU 17 18 18 18 71

Times Tied ODU VCU
0 0

Fast Breaks ODU VCU
9 17

Bench ODU VCU
9 17

Time with Lead ODU VCU
00:00 39:29

Old Dominion Women's Basketball 2021-22 Game Notes

BOX SCORES

GAME NINE



Official Basketball Box Score - Final
Bowie St. at Old Dominion
12/08/21 Charlayne Arena, Norfolk, Va.
2021-22 Women's Basketball

Game Time: 6:30 PM
Game Duration: 1:42
Attendance: 1,391

Bowie St. - 29

Record: 2-4

NO.	Name	Min	FG			Rebounds	Fouls	TP	AS	ST	Blocks		+/-				
			M/A	3P/A	FT/A						BS	BA					
15	Talinya Hutton	F 26:41	3-15	0-0	0-0	3	5	8	1	0	6	1	3	3	0	3	-26
1	Seanie Lyons	G 09:41	0-1	0-0	0-0	0	0	0	0	2	0	0	0	0	0	1	-13
2	Drew Calhoun	G 21:02	0-1	0-0	0-0	0	3	3	2	0	0	0	0	0	1	0	-29
21	Robyn Howard	G 32:13	0-2	0-1	0-0	1	2	3	3	0	0	0	0	0	0	0	-27
30	Katerra Myers	G 13:57	0-1	0-1	0-2	1	2	3	0	0	0	0	0	0	0	0	-25
3	Anii Harris	17:45	2-6	0-0	2-2	1	0	1	5	3	6	0	3	0	0	0	-21
34	Amani Ball	22:36	3-4	2-3	0-0	1	2	3	4	1	8	0	3	0	0	0	-19
4	Chyna Butler	21:23	1-4	0-0	0-0	2	2	4	1	1	2	2	8	2	0	0	-21
24	Saniha Jackson	09:54	0-2	0-0	0-4	0	3	3	3	0	1	2	0	0	0	0	-10
20	Jewel Porter	12:41	1-3	0-1	0-2	0	2	2	1	2	2	0	2	0	2	0	-10
5	Jazmyne Scott	10:00	1-1	0-0	3-8	0	3	2	4	5	0	1	0	0	0	0	-10
32	Shanyse Alexander	02:07	0-1	0-0	0-0	0	0	0	0	0	0	0	0	0	0	0	-1
Team						3	1	4			0		2				
Totals			11-41	2-9	5-18	12	25	37	24	14	29	4	30	5	3	4	-41

Officials: Natasha Camy, Kristie Wilkins-Day, Kate Wood

Technical Fouls: NONE

Dead Ball Rebounds: 8, 0

Old Dominion - 70

Record: 7-2

NO.	Name	Min	FG			Rebounds	Fouls	TP	AS	ST	Blocks		+/-				
			M/A	3P/A	FT/A						BS	BA					
23	Amari Young	F 15:10	5-6	0-0	1-2	3	2	5	4	11	0	0	2	0	0	0	27
1	Mariah Adams	G 17:56	1-3	0-2	0-2	0	1	1	3	4	4	2	0	0	0	0	30
2	Iggy Allen	G 16:42	1-10	0-4	0-1	1	4	5	0	3	2	2	2	1	0	0	29
11	Kaye Clark	G 13:24	1-3	0-1	0-0	1	1	2	2	1	2	1	3	3	0	0	28
14	Ajah Wayne	G 16:16	3-4	3-3	2-2	0	1	1	3	2	11	2	2	2	0	0	32
4	Aziah Hudson	12:08	3-6	2-5	0-0	0	1	1	0	8	0	1	2	0	0	10	
0	Joy Campbell	20:00	2-6	0-2	2-5	0	2	2	0	3	6	0	1	1	0	1	9
3	Taleah Washington	17:19	2-6	2-5	0-0	0	0	0	1	6	5	0	0	0	0	1	9
12	Brianna Jackson	13:36	3-5	0-0	1-3	2	1	3	2	4	7	1	0	0	0	3	13
44	Amiyah Moreland	10:40	0-1	0-0	1-2	0	4	4	2	2	1	0	0	2	0	0	10
25	Kaylen Nelson	16:38	1-5	0-0	2-2	1	1	2	0	2	4	0	3	1	0	0	8
5	Ashanti Barnes-Williams	17:17	3-6	0-0	0-0	2	1	3	2	0	6	0	1	0	1	0	8
24	Eden Sample	12:54	1-3	0-1	0-2	1	1	2	1	1	2	1	0	1	0	0	2
Team						5	5	10			0		1				
Totals			26-64	7-23	11-21	18	23	41	15	24	70	14	14	15	4	3	41

Technical Fouls: Wayne 3rd-7th 4th

Dead Ball Rebounds: 5, 0

Biggest lead	BSU		ODU		Points from Turnovers	BSU	ODU	Period by Period Scoring					
	0 (1 st 10:00)	41 (3 rd 1:55)	6 (2 nd 1:32)	21 (3 rd 4:26)				1st	2nd	3rd	4th	TOT	
Best Scoring Run	6 (2 nd 1:32)		21 (3 rd 4:26)		Paint	14	32	BSU	2	10	4	13	29
Lead Changes	0		0		Second Chance	6	21	ODU	17	16	21	16	70
Times Tied	0		0		Fast Breaks	5	11						
Time with Lead	00:00	39:45	Bench		23	40							

GAME TEN



Official Basketball Box Score - Final
Norfolk St. at Old Dominion
12/12/21 Charlayne Arena, Norfolk, Va.
2021-22 Women's Basketball

Game Time: 2:00 PM
Game Duration: 1:54
Attendance: 1,304

Norfolk St. - 47

Record: 3-6

NO.	Name	Min	FG			Rebounds	Fouls	TP	AS	ST	Blocks		+/-					
			M/A	3P/A	FT/A						BS	BA						
10	Mahogany Williams	F 22:46	7-16	0-1	1-2	2	3	5	4	4	15	0	7	0	1	3	-4	
12	Makoya Diawara	F 18:58	0-4	0-1	0-0	2	2	4	1	1	0	1	2	2	0	0	-10	
1	Deja Francis	G 21:13	1-4	0-1	1-4	2	4	1	1	3	3	4	1	4	1	0	0	-19
2	Niya Fields	G 28:26	0-4	0-2	0-2	0	0	0	4	2	0	2	4	3	0	0	-19	
5	Carnile Downs	G 27:40	4-12	1-4	1-2	1	0	1	3	3	10	2	9	6	0	0	-15	
24	Darajah Williams	05:08	0-0	0-0	0-0	2	4	6	1	1	5	0	0	0	0	0	-22	
20	Larri Snyder	11:30	1-2	0-0	2-2	0	1	1	3	1	4	0	0	0	0	0	-11	
11	Armani Franklin	23:29	1-5	0-0	2-3	5	2	7	4	3	4	1	2	5	0	1	-20	
4	Lacey Savage	04:55	0-0	0-0	0-0	0	0	0	0	2	0	0	1	0	0	0	-13	
0	Crystal White	10:05	2-4	1-2	0-0	0	0	0	1	0	5	2	1	0	0	0	-6	
21	Janay Turner	05:16	0-1	0-0	0-0	0	0	0	0	1	0	0	0	0	0	0	-6	
Team						4	2	6			0		0					
Totals			18-57	2-11	9-17	16	15	31	27	18	47	9	30	18	1	4	-29	

Technical Fouls: NONE

Dead Ball Rebounds: 5, 0

Old Dominion - 76

Record: 8-2

NO.	Name	Min	FG			Rebounds	Fouls	TP	AS	ST	Blocks		+/-				
			M/A	3P/A	FT/A						BS	BA					
23	Amari Young	F 22:08	4-4	0-0	2-4	3	2	5	0	5	10	0	5	2	1	0	25
1	Mariah Adams	G 24:34	0-2	0-1	1-2	0	1	1	2	1	6	4	1	0	0	0	20
2	Iggy Allen	G 26:17	4-11	0-4	7-9	6	9	15	5	15	2	4	1	0	0	0	19
11	Kaye Clark	G 23:16	1-5	1-3	0-0	0	2	2	3	1	3	4	3	4	0	0	21
14	Ajah Wayne	G 27:38	6-12	0-3	4-6	3	1	4	2	7	16	1	3	1	2	0	22
4	Aziah Hudson	20:27	2-4	2-4	0-0	0	0	0	1	1	6	0	1	2	0	0	11
12	Brianna Jackson	16:40	2-4	0-0	3-5	1	4	5	3	7	0	5	0	1	0	0	9
3	Taleah Washington	15:15	4-6	3-5	1-2	0	0	0	1	1	12	3	4	2	0	0	10
25	Kaylen Nelson	03:08	0-0	0-0	0-0	0	0	0	0	0	0	0	0	0	0	0	0
44	Amiyah Moreland	07:31	2-2	0-0	1-1	1	2	2	1	4	1	1	1	0	0	0	4
5	Ashanti Barnes-Williams	05:49	0-1	0-0	0-0	0	1	1	0	0	0	0	1	0	0	0	0
0	Joy Campbell	04:00	0-0	0-0	1-2	0	0	0	0	0	1	1	0	1	0	0	3
24	Eden Sample	03:17	0-1	0-0	1-2	2	0	2	1	1	1	0	0	0	0	0	1
Team						2	5	7			0		0				
Totals			25-52	6-20	20-33	18	26	44	18	27	76	18	31	15	4	1	29

Technical Fouls: NONE

Dead Ball Rebounds: 7, 0

Biggest lead	NSU		ODU		Points from Turnovers	NSU	ODU	Period by Period Scoring						
	2 (1 st 5:04)	31 (4 th 0:58)	3 (2 nd 6:38)	12 (2 nd 7:57)				1st	2nd	3rd	4th	TOT		
Best Scoring Run	3 (2 nd 6:38)		12 (2 nd 7:57)		Paint	28	34	NSU	4	14	4	11	21	47
Lead Changes	1		0		Second Chance	6	14	ODU	7	24	22	23	76	
Times Tied	1		0		Fast Breaks	10	25							
Time with Lead	02:29	31:38	Bench		18	31								

GAME ELEVEN



Official Basketball Box Score - Final
Old Dominion at Appalachian St.
12/18/21 Holmes Convocation Center, Boone, NC
2021-22 Women's Basketball

Game Time: 2:00 PM
Game Duration: 1:43
Attendance: 204

Old Dominion - 85

Record: 9-2

Old Dominion Women's Basketball 2021-22 Game Notes

BOX SCORES

GAME THIRTEEN



Official Basketball Box Score - Final
Old Dominion at UTSA
 01/13/22 Convocation Center, San Antonio, Texas
 2021-22 Women's Basketball

Game Time: 7:05 PM
 Game Duration: 1:53
 Attendance: 455

Officials: Chaney March, Denoya Williams, Jaclyn Watson

NO. Name	Min	FG M-A	3P M-A	FT M-A	Rebounds		Fouls		TP	AS	TO	ST	Blocks			+/-	
					OR	DR	PF	FD					BS	BA	BL		
23 Amari Young	F	19:18	3-6	0-0	1-1	1	3	4	2	7	0	3	1	3	1	0	16
1 Mariah Adams	G	31:19	2-7	0-4	0-0	0	0	0	2	0	4	5	3	1	0	0	15
2 Iggy Allen	G	33:42	8-17	0-3	3-4	0	10	10	1	4	19	1	1	3	0	1	13
11 Kaye Clark	G	25:01	1-3	1-2	2-2	0	0	0	2	1	5	0	5	1	0	0	9
14 Ajah Wayne	G	31:32	2-6	2-6	3-4	0	6	6	3	6	9	3	2	2	0	0	7
4 Aziah Hudson	17:56	0-6	0-6	0-0	0	0	0	0	0	0	0	0	0	0	0	-3	
12 Brianna Jackson	22:02	2-6	0-0	4-7	5	7	12	2	7	8	0	1	0	2	1	5	
0 Joy Campbell	12:02	2-6	1-4	0-2	0	1	1	1	1	5	1	0	1	0	0	-2	
25 Kaylen Nelson	07:08	0-0	0-0	0-0	0	2	2	1	1	0	0	0	0	1	0	0	
Team					2	2	4	0	0	0	0	0	0	0	0	0	
Totals		20:57	4:25	13:20	8	31	39	17	21	57	10	16	10	7	3	11	

Technical Fouls: NONE

Shooting By Period		
1 st FG%	5-13	38.5%
3PT%	3-5	60.0%
FT%	5-8	62.5%
2 nd FG%	6-15	40.0%
3PT%	1-8	12.5%
FT%	2-2	100%
3 rd FG%	7-17	41.2%
3PT%	0-7	0.0%
FT%	1-1	100%
4 th FG%	2-12	16.7%
3PT%	0-5	0.0%
FT%	5-9	55.6%
GM FG%	20-57	35.1%
3PT%	4-25	16.0%
FT%	13-20	65.0%

Dead Ball Rebounds: 4, 0

UTSA - 46

Record: 4-10 (1-2)

NO. Name	Min	FG M-A	3P M-A	FT M-A	Rebounds		Fouls		TP	AS	TO	ST	Blocks			+/-	
					OR	DR	PF	FD					BS	BA	BL		
3 Elena Blanding	C	18:09	0-1	0-0	1-2	2	5	7	3	2	1	0	2	0	3	0	-6
2 Jadyn Pimentel	G	20:36	1-9	0-1	2-2	0	5	5	2	3	4	2	3	4	0	2	-6
10 Queen Uelabo	G	15:05	0-4	0-1	2-2	0	2	2	2	1	2	0	0	1	0	1	-6
11 Charlene Mass	G	23:46	0-5	0-1	2-2	1	3	4	1	3	2	1	4	0	0	2	-10
12 LaPraisjah Johnson	G	25:54	2-12	0-1	4-5	4	2	6	2	3	8	1	4	0	0	2	-12
11 Hailey Atwood	21:56	2-5	2-2	2-2	3	3	6	2	1	8	1	1	0	0	0	0	-11
45 Ndeye Ciss	06:58	1-1	0-0	0-0	0	0	0	1	0	2	0	2	1	0	0	-1	
0 Elyssa Coleman	21:36	4-8	1-2	0-0	1	4	5	5	0	9	0	5	0	0	0	-5	
20 Chantel Govan	22:16	2-4	1-3	0-0	0	0	0	1	2	5	3	1	0	0	0	4	
5 Yuliyana Valcheva	14:47	1-4	0-0	3-4	0	1	1	2	2	5	0	1	2	0	0	-3	
22 Ceyenne Mass	05:09	0-2	0-1	0-0	0	2	2	0	0	0	0	0	2	0	0	4	
4 Leslie Hunter	01:48	0-0	0-0	0-0	0	0	0	0	0	0	0	0	1	0	0	-3	
Team					1	5	6	0	0	0	0	0	0	0	0	0	
Totals		13:55	4:12	16:19	12	32	44	21	17	46	8	25	8	3	7	-11	

Technical Fouls: NONE

Shooting By Period		
1 st FG%	2-12	16.7%
3PT%	1-3	33.3%
FT%	6-7	85.7%
2 nd FG%	6-13	46.2%
3PT%	2-5	40.0%
FT%	2-2	100%
3 rd FG%	4-13	30.8%
3PT%	1-1	100.0%
FT%	5-6	83.3%
4 th FG%	1-7	5.9%
3PT%	0-3	0.0%
FT%	3-4	75%
GM FG%	13:55	23.6%
3PT%	4-12	33.3%
FT%	16:19	84.2%

Dead Ball Rebounds: 2, 0

Biggest lead

13 (4th 0:27)

0 (1st 10:00)

Best Scoring Run

8 (3rd 0:49)

6 (3rd 8:59)

Lead Changes

0

5

Times Tied

0

8

Time with Lead

39:32

00:00

Points from Turnovers

24

13

Paint

20

14

Second Chance

5

9

Fast Breaks

8

5

Bench

13

29

Period by Period Scoring

1st 2nd 3rd 4th TOT

ODU

18 15 15 9 57

UTSA

11 16 14 5 46

GAME FOURTEEN



Official Basketball Box Score - Final
ODU at UTEP
 01/15/22 Don Haskins Center, El Paso
 2021-22 Women's Basketball

Game Time: 1:00 PM
 Game Duration: 1:52
 Attendance: 782

Officials: Travis Jones, Charles Stein, Tiffany Rigdes

NO. Name	Min	FG M-A	3P M-A	FT M-A	Rebounds		Fouls		TP	AS	TO	ST	Blocks			+/-
					OR	DR	PF	FD					BS	BA	BL	
23 Amari Young	F	31:59	1-5	0-0	4-7	1	2	3	3	8	6	0	2	1	0	0
1 Mariah Adams	G	39:11	4-10	0-1	0-0	1	4	5	1	1	8	3	4	4	0	-5
2 Iggy Allen	G	29:24	4-12	0-4	1-1	0	5	3	1	9	2	2	1	0	0	-1
11 Kaye Clark	G	21:42	3-6	1-3	0-0	1	0	1	4	1	7	0	4	1	0	0
14 Ajah Wayne	G	25:16	3-8	0-0	0-3	2	5	7	2	4	6	0	2	2	0	-3
4 Aziah Hudson	16:17	1-3	0-2	0-0	0	0	0	1	0	0	2	0	0	1	0	0
12 Brianna Jackson	25:47	2-3	0-0	3-4	1	1	2	3	2	7	0	1	1	1	0	
0 Joy Campbell	04:40	1-1	1-1	0-0	0	0	0	0	0	0	3	0	0	0	0	-4
25 Kaylen Nelson	05:42	0-1	0-0	0-0	0	0	0	0	0	1	0	0	1	0	0	-3
Team					2	3	5	0	0	0	0	0	0	0	0	0
Totals		19:49	2:11	8:15	8	20	28	18	17	48	5	16	11	2	1	-5

Technical Fouls: NONE

Shooting By Period		
1 st FG%	4-11	36.4%
3PT%	1-2	50.0%
FT%	0-2	0%
2 nd FG%	3-14	21.4%
3PT%	0-4	0%
FT%	0-2	0%
3 rd FG%	6-14	42.9%
3PT%	1-3	33.3%
FT%	2-3	66.7%
4 th FG%	6-10	60.0%
3PT%	0-2	0%
FT%	6-8	75%
GM FG%	19:49	38.6%
3PT%	2-11	18.2%
FT%	8-15	53.3%

Dead Ball Rebounds: 2, 0

UTEP - 53

Record: 10-4 (2-2)

NO. Name	Min	FG M-A	3P M-A	FT M-A	Rebounds		Fouls		TP	AS	TO	ST	Blocks			+/-
					OR	DR	PF	FD					BS	BA	BL	
2 Teal Battle	F	35:22	6-13	1-2	2-4	2	6	8	3	4	15	3	8	1	0	1
55 Brenda Fontana	F	21:47	5-5	1-1	1-2	2	5	7	5	2	12	0	4	0	1	0
3 Katia Gallegos	G	29:24	3-10	0-3	1-1	1	4	5	2	4	7	4	1	1	0	-2
5 Destiny Thurman	G	34:34	2-7	1-3	0-0	1	0	1	1	5	1	0	1	0	0	6
15 Avery Crouse	G	35:46	2-10	1-5	0-2	0	4	4	2	5	5	1	2	0	0	4
24 Adheli Tac	21:08	1-1	0-0	0-0	0	1	3	4	3	1	2	0	0	0	0	1
0 Mahni Petree	13:34	2-3	1-2	2-2	1	1	2	1	1	7	0	2	1	0	0	0
0 Grace Alvarez	01:45	0-0	0-0	0-0	0	0	0	0	0	0	0	1	1	0	0	3
22 Erin Wilson	04:32	0-1	0-0	0-0	0	0	0	0	0	0	1	0	0	0	0	4
23 Eliana Cabral	00:25	0-0	0-0	0-0	0	0	0	0	0	0	0	0	0	0	0	0
20 Dagne Apsite	01:36	0-0	0-0	0-0	0	0	0	0	0	0	0	0	0	0	0	-1
Team					4	3	7	0	0	0	0	0	0	0	0	0
Totals		21:50	5:17	6:11	12	27	39	17	18	53	10	20	5	1	2	5

Old Dominion Women's Basketball 2021-22 Game Notes

BOX SCORES

GAME SEVENTEEN



Official Basketball Box Score - Final
North Texas at Old Dominion
 01/22/22 Charlayne Arena, Norfolk, Va.
 2021-22 Women's Basketball

Game Time: 3:00 PM
 Game Duration: 2:10
 Attendance: 358

Officials: Jennifer Rezac, Stephanie Barksdale, Kaz Beverley

North Texas - 57

Record: 7-8 (1-4)

NO. Name	Min	FG			3P			FT			Rebounds		Fouls		TP	AS	TO	ST	Blocks		+/-	
		M-A	M-A	M-A	M-A	M-A	M-A	OR	DR	PF	FD	BS	BA									
21 Jaylen Mallard	F 32:07	7-12	0-0	2-4	3-0	3-4	4-3	16	1	2	1	1	1	1	1	1	1	1	1	1	1	-5
41 Madi Townley	F 29:04	0-1	0-0	0-0	2-2	4-4	5-2	0	1	2	1	1	0	1	1	1	0	1	1	1	1	-14
0 Quincy Noble	G 23:09	2-12	0-4	2-4	1-3	4-4	5-2	6	1	3	1	1	0	1	1	0	1	1	1	1	1	-1
4 Jazion Jackson	G 27:45	4-8	0-2	8-10	1-3	4-4	3-6	16	4	0	0	1	0	1	1	0	1	1	1	1	1	-9
22 Aly Gamez	G 37:46	3-7	1-1	6-10	0	5	5	4	8	13	4	4	1	0	1	0	1	1	1	1	1	-9
20 Amber Dixon	11:02	0-0	0-0	0-0	0-4	4-4	0-0	0	0	0	0	0	0	0	0	0	0	0	0	0	1	
33 Emma Villas-Gomis	16:03	2-5	2-4	0-2	0-0	0-0	0-0	1	6	1	1	1	0	1	1	0	1	1	1	1	-7	
1 Kendall McGruder	11:07	0-3	0-2	0-0	0-0	0-0	0-0	0	0	0	0	0	0	0	0	0	0	0	0	0	-5	
10 Trena Mims	09:28	0-1	0-0	0-0	0-0	0-0	0-0	0	0	0	0	0	0	0	0	0	0	0	0	0	-5	
11 Chbe Callahan	02:29	0-1	0-1	0-0	1-2	3-3	1-0	0	1	1	1	1	0	0	0	0	0	0	0	0	-5	
Team																						
Totals		18:50	3-14	18:30	9	20	29	22	25	57	13	16	6	4	4	4	4	4	4	4	4	0

Technical Fouls: NONE

Shooting By Period		
1 st	FG%	3-10 30.0%
2 nd	FG%	4-12 33.3%
3 rd	FG%	2-4 50.0%
4 th	FG%	5-13 38.5%
GM	FG%	18-50 36.0%
3PT%	3-14 21.4%	
FT%	4-4 100%	

Dead Ball Rebounds: 9, 0

Old Dominion - 67

Record: 14-3 (4-1)

NO. Name	Min	FG			3P			FT			Rebounds		Fouls		TP	AS	TO	ST	Blocks		+/-	
		M-A	M-A	M-A	M-A	M-A	M-A	OR	DR	PF	FD	BS	BA									
12 Brianna Jackson	F 28:13	4-8	0-0	1-1	4-8	12-4	4-4	8	0	2	0	2	1	1	1	1	1	1	1	1	1	2
23 Amari Young	F 21:07	6-10	0-0	1-4	4-4	8-5	4-4	13	0	3	1	1	0	1	1	1	1	1	1	1	1	-1
1 Mariah Adams	G 33:54	4-8	0-2	3-4	3-4	7-4	4-4	11	6	4	1	0	1	0	1	1	1	1	1	1	1	8
2 Iggy Allen	G 25:46	5-16	0-6	3-4	2-4	6-4	4-3	13	0	1	1	0	1	0	1	0	1	1	1	1	1	12
14 Ajah Wayne	G 25:31	3-9	0-0	2-4	4-4	8-3	3-3	8	3	2	3	1	0	1	1	1	1	1	1	1	1	13
4 Aziah Hudson	21:40	1-7	1-6	1-2	1-0	1-1	1-1	4	0	1	0	1	0	1	1	1	1	1	1	1	1	-1
11 Kaye Clark	08:59	0-2	0-1	0-0	0-0	0-0	0-0	0	0	1	1	0	0	0	1	1	1	1	1	1	1	-1
44 Amthya Moreland	07:51	1-2	0-0	1-2	4-0	4-0	0-1	3	1	1	0	1	1	1	1	1	1	1	1	1	1	-2
0 Joy Campbell	18:45	1-3	1-2	2-2	0-0	1-1	1-1	5	2	0	0	0	0	0	0	0	0	0	0	0	0	9
25 Kaylen Nelson	08:14	0-0	0-0	2-2	1-0	1-0	1-2	0	1	1	1	0	0	0	0	0	0	0	0	0	0	-5
Team																						
Totals		25:65	2-17	15:25	24	26	50	26	22	67	13	17	7	4	4	4	4	4	4	4	4	0

Technical Fouls: Coach 3/0/0/4/3

Shooting By Period		
1 st	FG%	5-22 22.7%
2 nd	FG%	9-17 52.9%
3 rd	FG%	6-16 37.5%
4 th	FG%	5-10 50.0%
GM	FG%	25-65 38.5%
3PT%	2-17 11.8%	
FT%	15-25 60.0%	

Dead Ball Rebounds: 6, 0

Biggest lead	UNT		Points from Turnovers	UNT	ODU	Period by Period Scoring				
	2 (1 st 9:23)	12 (4 th 0:13)				1st	2nd	3rd	4th	TOT
Best Scoring Run	7 (3 rd 1:16)	8 (2 nd 5:40)	26	34	10	12	15	18	14	57
Lead Changes	3		4	19	11	7	18	18	67	
Times Tied	4		6	14	11	20	18	18	67	
Time with Lead	00:25	34:47								

GAME EIGHTEEN



Official Basketball Box Score - Final
Charlotte at Old Dominion
 01/26/22 Charlayne Arena, Norfolk, Va.
 2021-22 Women's Basketball

Game Time: 6:30 PM
 Game Duration: 1:57
 Attendance: 1,629

Officials: Brian Garland, Kyle Galway, Kristen Bell

Charlotte - 64

Record: 9-6 (5-0)

NO. Name	Min	FG			3P			FT			Rebounds		Fouls		TP	AS	TO	ST	Blocks		+/-	
		M-A	M-A	M-A	M-A	M-A	M-A	OR	DR	PF	FD	BS	BA									
24 Molina Williams	F 28:02	2-5	1-2	1-2	1-1	2-3	3-3	6	0	2	0	2	0	1	1	1	1	1	1	1	1	2
40 KeKe McKinney	F 35:58	5-8	0-1	0-0	1-1	10-11	3-2	10	0	1	1	1	1	1	1	1	1	1	1	1	1	1
12 Mikayla Boykin	G 32:38	5-10	3-5	2-2	1-7	8-8	1-1	15	1	3	1	2	0	1	1	1	1	1	1	1	1	-6
13 Octavia Jett-Wilson	G 37:46	8-17	2-5	4-6	4-1	5-4	5-22	1	4	0	0	0	0	0	0	0	0	0	0	0	0	6
15 Jada McMillian	G 35:59	3-6	0-2	1-7	1-3	4-3	6-7	8	5	1	0	1	1	1	1	1	1	1	1	1	1	5
20 Jacee Busick	18:59	1-2	0-0	2-3	1-2	3-3	0-2	4	0	1	0	0	1	0	1	0	0	0	0	0	0	3
23 Kameron Roach	10:15	0-3	0-1	0-0	1-3	4-2	0-0	1	0	1	0	0	0	0	0	0	0	0	0	0	0	1
Team																						
Totals		24:53	6-16	10:20	11	27	38	16	19	64	10	18	3	8	3	3	3	3	3	3	3	3

Technical Fouls: NONE

Shooting By Period		
1 st	FG%	6-14 42.9%
2 nd	FG%	6-13 46.2%
3 rd	FG%	8-16 50.0%
4 th	FG%	4-10 40.0%
GM	FG%	24-53 45.3%
3PT%	6-16 37.5%	
FT%	10-20 50.0%	

Dead Ball Rebounds: 5, 0

Old Dominion - 61

Record: 14-4 (2-2)

NO. Name	Min	FG			3P			FT			Rebounds		Fouls		TP	AS	TO	ST	Blocks		+/-	
		M-A	M-A	M-A	M-A	M-A	M-A	OR	DR	PF	FD	BS	BA									
12 Brianna Jackson	F 22:23	5-9	0-0	1-2	2-3	5-4	4-4	11	0	0	3	1	1	1	1	1	1	1	1	1	1	2
23 Amari Young	F 33:34	3-6	0-0	3-4	6-6	12-2	3-3	9	2	2	2	0	0	1	1	1	1	1	1	1	1	1
1 Mariah Adams	G 32:41	4-10	2-5	1-2	0-3	3-4	1-1	11	5	2	2	0	0	1	1	1	1	1	1	1	1	1
2 Iggy Allen	G 34:19	6-24	0-4	2-3	2-4	6-4	3-14	1	2	2	0	3	-9	1	1	1	1	1	1	1	1	1
14 Ajah Wayne	G 34:30	2-8	0-3	4-6	1-2	3-3	3-3	8	4	1	0	2	0	1	1	1	1	1	1	1	1	1
0 Joy Campbell	07:19	0-1	0-0	0-0	0-0	0-0	0-0	0	0	0	0	0	0	0	0	0	0	0	0	0	0	-4
44 Amthya Moreland	08:34	1-2	0-0	1-2	1-3	4-0	2-3	0	0	0	0	2	1	1	1	1	1	1	1	1	1	1
11 Kaye Clark	20:15	2-4	1-1	0-0	1-2	3-1	0-0	5	2	0	0	0	0	0	0	0	0	0	0	0	0	2
4 Aziah Hudson	08:25	0-0	0-0	0-0	0-0	0-0	0-0	0	0	0	0	0	0	0	0	0	0	0	0	0	0	0
Team																						
Totals		23:64	3-13	12:19	16	23	39	19	16	61	10	13	12	3	8	3	3	3	3	3	3	3

Technical Fouls: NONE

Shooting By Period		
1 st	FG%	5-17 29.4%

Old Dominion Women's Basketball 2021-22 Game Notes

BOX SCORES

GAME TWENTY-ONE



Official Basketball Box Score - Final
Old Dominion at WKU
02/05/22 E.A. Diddle Arena, Bowling Green, Ky.
2021-22 Women's Basketball

Game Time: 2:00 PM
Game Duration: 2:09
Attendance: 1,156

Officials: Angelica Sufren, Brian Hall, Troy Miles

Old Dominion - 57

Record: 16-5 (9-3)

NO. Name	Min	FG M-A	3P M-A	FT M-A	Rebounds		Fouls	TP	AS	TO	ST	Blocks			+/-
					OR	DR						FF	FD	BS	
12 Brianna Jackson	08:34	1-2	0-0	0-0	1	2	3	2	2	0	0	0	1	0	2
23 Amari Young	28:19	3-5	0-0	1-1	2	1	3	3	1	6	1	1	0	1	0
1 Mariah Adams	31:59	2-8	0-0	0-0	1	1	2	2	1	4	5	3	2	0	0
2 Iggy Allen	37:52	8-18	4-12	2-2	3	5	8	4	2	22	1	3	2	1	0
14 Ajah Wayne	31:46	4-12	0-2	1-4	2	3	5	1	3	9	3	1	1	1	-14
11 Kaye Clark	23:21	2-7	1-4	0-0	2	1	3	2	0	5	1	0	1	1	0
0 Joy Campbell	06:24	0-3	0-1	0-0	0	0	0	0	0	1	0	0	0	0	-3
4 Aziah Hudson	22:18	2-7	1-5	1-2	1	1	2	3	1	6	1	3	0	0	-14
44 Amiyah Moreland	05:03	0-1	0-0	1-2	0	2	1	1	1	1	0	0	0	0	-1
5 Ashanti Barnes-Williams	01:28	0-0	0-0	0-0	0	0	0	0	0	0	0	0	0	0	2
2 Eden Sample	01:28	1-1	0-0	0-0	1	0	1	0	0	2	0	1	0	0	2
35 Alex Rouse	01:28	0-0	0-0	0-0	0	0	0	0	0	0	0	0	0	0	2
Team					1	1	2								
Totals		23-64	6-26	5-11	16	15	31	20	11	57	12	7	6	1	-14

Shooting By Period		
1 st FG%	5-15	33.3%
3PT%	1-5	20.0%
FT%	0-0	0%
2 nd FG%	5-17	29.4%
3PT%	1-8	12.5%
FT%	0-2	0%
3 rd FG%	8-17	47.1%
3PT%	3-6	50.0%
FT%	3-4	75%
4 th FG%	5-15	33.3%
3PT%	1-7	14.3%
FT%	2-5	40%
GM FG%	23-64	35.9%
3PT%	6-26	23.1%
FT%	5-11	45.5%

Technical Fouls: NONE

Dead Ball Rebounds: 2.0

WKU - 71

Record: 15-7 (9-3)

NO. Name	Min	FG M-A	3P M-A	FT M-A	Rebounds		Fouls	TP	AS	TO	ST	Blocks			+/-
					OR	DR						FF	FD	BS	
11 Jaylin Foster	24:41	4-9	2-3	3-4	3	3	6	3	3	13	0	1	1	0	2
3 Alexis Mead	31:07	3-7	1-2	8-10	3	5	8	1	5	15	4	2	2	0	10
4 Meral Abdelgawad	34:15	4-12	1-5	4-6	1	1	2	4	13	5	1	0	0	1	10
5 Mya Meredith	23:00	3-10	1-4	4-8	3	4	7	1	5	11	1	2	0	0	7
20 Macey Blevins	22:11	0-4	0-2	0-0	3	4	7	3	0	0	0	1	0	1	2
1 Hope Sivori	22:20	4-7	3-5	0-0	1	3	4	0	1	11	2	4	2	0	16
42 Gabby McBride	15:56	0-1	0-0	0-0	4	4	8	2	1	0	0	0	0	0	1
24 Jenna Walker	07:39	0-1	0-1	2-2	0	0	0	0	1	2	0	0	0	0	0
14 Teresa Faustino	05:45	1-2	0-0	0-0	0	1	1	0	0	2	0	1	1	0	0
30 Selma Kulo	11:22	2-3	0-0	0-0	2	2	1	0	4	0	1	0	0	1	11
21 Tori Hunter	00:52	0-0	0-0	0-0	0	0	0	0	0	0	0	0	0	0	-2
25 Jordan Smith	00:52	0-0	0-0	0-0	0	0	0	0	0	0	0	0	0	0	-2
Team					5	2	7								
Totals		21-56	8-22	21-30	23	29	52	11	20	71	13	17	6	1	6

Shooting By Period		
1 st FG%	9-16	56.3%
3PT%	4-10	40.0%
FT%	5-6	83.3%
2 nd FG%	6-16	37.5%
3PT%	1-4	25.0%
FT%	3-4	75%
3 rd FG%	1-6	6.3%
3PT%	0-5	0.0%
FT%	4-8	50%
4 th FG%	5-8	62.5%
3PT%	3-3	100.0%
FT%	9-12	75%
GM FG%	21-56	37.5%
3PT%	8-22	36.4%
FT%	21-30	70.0%

Technical Fouls: NONE

Dead Ball Rebounds: 6.0

	ODU	WKU
Biggest lead	0 (1 st 10:00)	26 (2 nd 3:12)
Best Scoring Run	17 (3 rd 4:35)	10 (1 st 1:06)
Lead Changes	0	
Times Tied	0	
Time with Lead	00:00	39:17

Points from	ODU	WKU
Turnovers	24	14
Paint	26	24
Second Chance	17	13
Fast Breaks	10	18
Bench	14	19

Period by Period Scoring	1st	2nd	3rd	4th	TOT
ODU	11	11	22	13	57
WKU	27	16	6	22	71

GAME TWENTY-TWO



Official Basketball Box Score - Final
FIU at Old Dominion
02/07/22 Charney Arena, Norfolk, Va.
2021-22 Women's Basketball

Game Time: 6:30 PM
Game Duration: 2:01
Attendance: 1,151

Officials: Scott Varough, Nyketha Thompson, Priscilla Herring

FIU - 61

Record: 11-10 (3-7)

NO. Name	Min	FG M-A	3P M-A	FT M-A	Rebounds		Fouls	TP	AS	TO	ST	Blocks			+/-
					OR	DR						FF	FD	BS	
44 Maria Torres	15:49	1-2	0-0	0-0	0	1	1	4	2	2	0	4	1	0	-1
0 Zaida Gonzalez	13:09	1-2	0-0	0-0	1	0	1	0	0	2	0	1	1	0	-20
3 Tanajah Hayes	26:18	2-7	0-0	3-4	1	2	3	4	4	7	0	6	0	0	2
15 Kyla Nelson	35:55	3-9	1-5	2-2	1	6	7	3	3	9	1	6	5	0	-18
32 Aniel Colon	23:22	6-13	1-4	0-0	2	4	6	3	0	13	0	1	1	0	-10
5 Grace Hunter	23:22	6-13	1-4	4-6	2	4	5	16	5	11	1	1	1	1	-4
12 Emerald Ekplleta	27:54	2-6	0-0	6-7	2	1	3	1	6	10	1	0	2	0	-8
1 Raquel Ferrer-Bernad	08:11	0-0	0-0	1-2	0	0	0	0	1	1	0	0	0	0	3
21 Hope Butera	06:34	0-1	0-0	2-2	4	1	1	2	0	2	0	0	0	1	7
23 Alma Danielsson	01:50	0-1	0-0	0-0	0	0	0	0	0	0	0	0	0	0	-2
2 Olivia Trice	17:36	0-0	0-0	0-0	0	1	1	0	0	0	0	0	0	0	3
Team					1	5	6								
Totals		20-55	3-12	18-23	12	24	36	22	22	61	7	23	11	1	8

Shooting By Period		
1 st FG%	3-14	21.4%
3PT%	1-4	25.0%
FT%	6-8	75%
2 nd FG%	3-14	21.4%
3PT%	0-3	0.0%
FT%	2-4	50%
3 rd FG%	6-12	50.0%
3PT%	0-1	0.0%
FT%	9-9	88.9%
4 th FG%	8-15	53.3%
3PT%	2-4	50.0%
FT%	2-2	100%
GM FG%	20-55	36.4%
3PT%	3-12	25.0%
FT%	18-23	78.3%

Technical Fouls: NONE

Dead Ball Rebounds: 3.0

Old Dominion - 73

Record: 17-5 (7-3)

NO. Name	Min	FG M-A	3P M-A	FT M-A	Rebounds		Fouls	TP	AS	TO	ST	Blocks			+/-
					OR	DR						FF	FD	BS	
12 Brianna Jackson	22:32	3-4	0-0	2-2	2	2	4	4	4	8	1	3	1	1	0
23 Amari Young	27:11	7-13	0-0	1-2	2	7	9	4	2	15	2	0	2	0	4
1 Mariah Adams	32:22	2-5	0-1	2-2	2	2	2	4	3	6	2	7	3	1	0
2 Iggy Allen	29:28	5-11	2-4	2-2	3	2	5	3	14	3	3	1	1	0	14
14 Ajah Wayne	27:57	6-15	1-2	2-4	3	3	6	2	8	15	2	2	0	2	3
44 Amiyah Moreland	12:00	1-3	0-0	2-4	3	6	4	2	4	0	2	0	3	0	-4
11 Kaye Clark	15:09	1-3	1-1	1-4	1	0	1	1	2	4	1	2	1	0	3
4 Aziah Hudson	17:35	2-7	1-3	0-0	0	1	1	0	0	5	2	0	0	0	16
5 Ashanti Barnes-Williams	03:08	0-0	0-0	0-0	1	0	1	0	0	2	0	0	1	0	6
0 Joy Campbell	06:50	0-0	0-0	0-0	0	3	0	0	0	0	0	2	3	0	0
35 Kaylen Nelson	01:04	0-0	0-0	0-0	0	0	0	0	0	0	0	0	0	0	0
25 Alexia Rouse	03:38	0-0	0-0	0-0	0	0	0	0	0	0	0	0	0	0	-1
24 Eden Sample	01:05	0-0	0-0	0-0	0	0	0	0	0	0	0	0	0	0	2
Team					1	2	3								
Totals		28-62	5-11	12-20	16	25	41	22	22	73	15	23	9	1	12