



Lady Monarchs

# BASKETBALL NOTES

Dartmouth (1-4) at Old Dominion (4-1)  
Game #6 - Sunday, December 2, 2012 • 2:00 p.m.  
Norfolk, Va. - Ted Constant Convocation Center (8,600)



## PROBABLE STARTERS

No.	Name	Pos.	Cl.	Ht.	PPG	RPG	Notes
1	Shae Kelley	F	So.	6-3	12.6	7.8	Career-high 21 points vs. #10/11 Cal on Fri
11	Ashley Betz-White	G	So.	5-4	5.4	2.6	Scored game-high 17 points vs. VCU
12	Myeisha Hall	G	So.	5-8	5.8	3.6	Had 10 pts and 5 rebounds at half vs. VCU
14	Jackie Cook	G	Sr.	6-0	16.6	7.2	Scored 18 of 22 points at UMES in 2nd half
53	Shakeva Richards	F	Jr.	6-2	3.4	3.2	Career-high three assists against VCU

## OFF THE BENCH

No.	Name	Pos.	Cl.	Ht.	PPG	RPG	Notes
0	Stephanie Gardner	G	So.	5-7	--	--	Transfer from Miami (FL) - eligible Dec. 19
2	Michelle Brandao	G	Jr.	5-10	--	--	Eligible to play on Jan. 2 vs. Pittsburgh
3	Mairi Buchan	C	R-Sr.	6-2	5.0	1.8	Played in 99 career games
4	Becca Allison	G	R-Jr.	5-8	3.2	3.2	Eight rebounds at VT was a career high
5	Galashia Goodhope	G	Fr.	5-5	4.6	1.6	Scored 12 pts off bench in win over USCU
20	Brittany Martin	C	Fr.	6-3	0.0	0.5	Two rebounds in 5 minutes vs. USCU
24	LaQuanda Younger	G	Fr.	5-10	1.4	0.2	First career basket at UMES; scored 5 pts
32	Tiffany Minor	F	So.	5-11	5.0	3.4	One point short of career-high at UMES with 9
50	Queen Tiye Jackson	F	So.	6-0	0.0	0.0	Saw first action of the season at UMES

## QUICK BITES

- Sophomore Shae Kelley scored a career-high 21 points Friday vs. #10/11 California.
- Sunday features a battle of two of the youngest teams in the country. Dartmouth is the second youngest team in the nation with just three upperclassmen and 10 years of total experience. ODU is ranked #22 with 16 years of experience and five newcomers.
- Old Dominion came in the week ranked #2 in the NCAA in 3-pt FG defense (14.3%), #3 in scoring defense (44.5 ppg) and #8 in FG% defense (30.3%) out of 343 teams.
- Senior Jackie Cook came in ranked #19 in the country in three-point FG% at 52.9% from behind the arc.

## MEDIA COVERAGE

### Radio

Network: ESPN Radio 94.1  
Play by Play: Tony Mercurio  
Color: Susan Montgomery

### Internet

Live Stats: ODUSports.com  
Live Video: ODUSports.com  
Live Audio: ODUSports.com



## FOLLOW THE LADY MONARCHS ON SOCIAL MEDIA



#ODUWBB  
#ODUSports

@ODUWBB



/LadyMonarchsWBB

## 2012-13 SCHEDULE/RESULTS

### NOVEMBER (4-1)

9	at Virginia Tech	W, 55-35
13	<b>USC Upstate</b>	<b>W, 77-46</b>
17	<b>VCU</b>	<b>W, 74-51</b>
20	at Maryland Eastern Shore	W, 62-46
30	<b>#10/11 California</b>	<b>L, 47-63</b>

### DECEMBER

2	<b>Dartmouth</b>	<b>2 p.m.</b>
7	<b>North Carolina Central</b>	<b>11 a.m.</b>
19	at UNLV^	8:30 p.m.
20	vs. Kansas State/Texas A&M^	TBA
21	vs. TBA^	TBA
29	<b>South Carolina State</b>	<b>4 p.m.</b>

### JANUARY

2	<b>Pittsburgh</b>	<b>3 p.m.</b>
6	at Georgia State *	2 p.m.
10	<b>Towson *</b>	<b>7 p.m.</b>
13	<b>Delaware *</b>	<b>2 p.m.</b>
17	at UNC Wilmington *	7 p.m.
20	at Hofstra *	2 p.m.
24	<b>Georgia State *</b>	<b>7 p.m.</b>
27	at William & Mary *	2 p.m.
31	<b>Drexel *</b>	<b>7 p.m.</b>

### FEBRUARY

3	<b>UNC Wilmington *</b>	<b>3 p.m.</b>
5	at George Mason *	7 p.m.
10	at Drexel *	4:30 p.m.
12	<b>James Madison *</b>	<b>7 p.m.</b>
14	at Delaware *	7 p.m.
17	<b>Northeastern *</b>	<b>2 p.m.</b>
21	<b>William &amp; Mary *</b>	<b>7 p.m.</b>
24	<b>Hofstra *</b>	<b>2 p.m.</b>
28	at James Madison *	7 p.m.

### MARCH

3	at Northeastern *	2 p.m.
---	-------------------	--------

All times eastern and subject to change.

^ World Vision Classic at UNLV in Las Vegas, Nev.

\* CAA Contest

**Bold Indicates Home Game**

All rankings (AP/ESPN USA Today) are at time of game

**25 NCAA APPEARANCES. 3 NATIONAL TITLES. 944 PROGRAM WINS. THIRD MOST WINS IN NCAA D1 HISTORY. ODU.**

**ODU QUICK FACTS**

**GENERAL**

<b>Name of School:</b>	Old Dominion University
<b>City, Zip:</b>	Norfolk, Va. 23529-0201
<b>Founded:</b>	1930 (as the Norfolk Division of the College of William & Mary)
<b>Enrollment:</b>	24,466
<b>Nickname:</b>	Lady Monarchs
<b>School Colors:</b>	Slate Blue, Sky Blue, & Silver
<b>Arena Name:</b>	Ted Constant Convocation Center
<b>Capacity:</b>	8,600
<b>Affiliation:</b>	NCAA Division I
<b>Conference:</b>	Colonial Athletic Association
<b>President:</b>	John R. Broderick (Northeastern)
<b>Athletic Director:</b>	Dr. Camden Wood Selig (Washington & Lee)
<b>Office Phone:</b>	(757) 683-3369
<b>Athletic Dept. Phone:</b>	(757) 683-3375
<b>Athletic Ticket Office:</b>	(757) 683-4444

**HISTORY**

<b>First Year of Basketball:</b>	1969-70
<b>Overall All-Time Record:</b>	940-346 (.731)/43rd yr.
<b>NCAA Appearances/Last:</b>	25/2008

**COACHING STAFF**

<b>Head Coach:</b>	Karen Barefoot (Christopher Newport, '95)
<b>Record at ODU:</b>	11-21 (One Season)
<b>Overall Record:</b>	221-164/14 Seasons
<b>Assistant Coach:</b>	Amaka Agugua (Hofstra, '05)
<b>Assistant Coach:</b>	Tom McConnell (Park Point College, '84)
<b>Assistant Coach:</b>	Richard Fortune (Virginia State, '88)
<b>Dir. of Basketball Ops:</b>	Adrienne Goodson (Old Dominion, '89)
<b>Video Coordinator:</b>	Pam Huntley (Old Dominion, '93)
<b>Office Phone:</b>	757-683-3401

**TEAM INFORMATION**

<b>2011-12 Record:</b>	11-21
<b>2011-12 Conference Record:</b>	7-11/8th
<b>2011-12 Post Season:</b>	None
<b>Final AP Ranking:</b>	N/A
<b>Final ESPN/USA Today Ranking:</b>	N/A
<b>Letterwinners Returning/Lost:</b>	7/2
<b>Starters Retuning/Lost:</b>	3/2
<b>Newcomers:</b>	6

**ATHLETIC COMMUNICATIONS**

Ben Waring in the Athletic Communications office at Old Dominion University is the media contact for the Lady Monarch Basketball program. He can be reached in his office at (757) 683-5581 or by email at bwaring@odu.edu.

**INTERVIEW/MEDIA REQUESTS**

Requests to interview coach Karen Barefoot or any members of the Lady Monarch basketball team on non-gamedays should be made at least 24 hours in advance to Ben Waring. Requests will be met based on the practice and class schedule of the team.

**CREDENTIAL/PRESS ROW/WIRELESS ACCESS REQUESTS**

All requests for credentials, a press row seat and a wireless access code at ODU home games at the Ted Constant Convocation Center should be directed to Ben Waring at least 24 hours before each contest.

**POSTGAME PROCEDURES**

At home, Coach Barefoot meets with the team after each game before going on ESPN 94.1 FM for a radio interview. She will then be available for interviews at the postgame press conference along with selected players following the visiting team's postgame press conference. On the road, Coach Barefoot immediately gets on radio interviews with ESPN 94.1 FM and is then ready for any interview requests that should be passed on to Ben Waring.

**ON THE RADIO**

Old Dominion women's basketball games are aired on ESPN Radio 94.1 FM, a 40,000 watt station with a signal strength that stretches to the Northern Neck and Eastern Shore, west to Richmond and south to northeastern North Carolina. In addition, selected games will be simulcast on WGAI AM 560 in Elizabeth City, increasing the coverage area to the Outer Banks of North Carolina. Fifteen-time sportscaster of the Year Tony Mercurio will call all the action. Former assistant coach Susan Montgomery will join Mercurio and add color commentary at all home games at the Ted Constant Convocation Center.

**ON TV/MONARCH MEDIA**

This year, the Lady Monarchs will be televised at least three times. The current TV schedule for the 2012-13 season is as follows:

<i>Fri. Nov. 30</i>	<i>California</i>	<i>CSN/Cox 11</i>
<i>Sun. Feb. 3</i>	<i>UNC Wilmington</i>	<i>CSN/CSS</i>
<i>Sun. Feb. 10</i>	<i>at Drexel</i>	<i>CSN/CSS</i>

CSN - Comcast SportsNet  
CSS - Charter Sports Southeast

All fans can now watch and listen to the Lady Monarchs over the internet with CSTV's Monarch Media Pass. Audio of all of Old Dominion's contests both home and away are available over the internet, while all home games will be videostreamed live from the Constant Center. Fans can enjoy both for a monthly fee of \$8.99 or \$60 for the entire 2012-13 athletic season.

**ON THE INTERNET**

The official Old Dominion athletics website at [www.odusports.com](http://www.odusports.com) carries the most up-to-date information on the Lady Monarchs. Bios, game stories, stats, and box scores can be found along with game notes the morning of the scheduled contest. Live play-by-play can also be followed on-line with Gametracker for all Lady Monarch home games at the Ted Constant Convocation Center and select road games.

**KAREN BAREFOOT SHOW**

Karen Barefoot will join host Doug Ripley live at the Y NOT Pizza in the Village on ESPN Radio 94.1 FM, home of Lady Monarchs basketball, throughout the season to review the previous week's games and give insight into the upcoming Lady Monarchs matchups. Fans can call into the live show at 757-687-9494.

<i>Wed. Nov. 14 - 6 p.m.</i>	<i>Tues. Jan. 22 - 6 p.m.</i>
<i>Tues. Nov. 27 - 6 p.m.</i>	<i>Tues. Jan. 29 - 6 p.m.</i>
<i>Wed. Dec. 5 - 6 p.m.</i>	<i>Wed. Feb. 6 - 6 p.m.</i>
<i>Tues. Dec. 11 - 6 p.m.</i>	<i>Tues. Feb. 19 - 6 p.m.</i>
<i>Mon. Dec. 17 - 7 p.m.*</i>	<i>Tues. Feb. 26 - 6 p.m.</i>
<i>Tues. Jan. 8 - 6 p.m.</i>	<i>* Pre-recorded</i>
<i>Tues. Jan. 15 - 6 p.m.</i>	



## OLD DOMINION HEAD COACH KAREN BAREFOOT



In her 17-year coaching career, Karen Barefoot has been a part of 14 winning seasons and an overall coaching record of 298-187. She is a proven winner that has made history in resurrecting programs, winning championships and producing success in the classroom and in the community. She became one of the youngest head coaches at the age of 22 and her passion for the game of basketball is contagious.

In just 14 years as a head coach, Karen Barefoot has compiled 11 winning seasons and has won two National Coach of the Year awards.

Just as she expects out of her players, Barefoot is an extremely active member of the community, being involved in the Lady Monarchs Hoops for the Cure, Susan G. Komen Race for the Cure, Coaches vs. Cancer, visiting countless schools and starting the first ever ODU "Education Day" game, just to name a few.

She is also seen in the community as one of the top speakers in the Hampton Roads area, speaking for organizations, An Achievable Dream, school graduations and heavily involved in the Lady Monarchs annual golf tournament, which raised more than \$45,000 this year.

In her first season at Old Dominion, Barefoot raised the bar in the community, as the Lady Monarchs did more than 10 activities this season. On the court, Barefoot guided Ashley Betz-White to CAA Rookie of the Year honors and helped Betz-White and Myeisha Hall earn All-Rookie honors. Senior Tia Lewis was named to the All-CAA squad, All State and earned a tryout with the WNBA's Washington Mystics while Mairi Buchan was named First-Team All-Academic and CoSIDA First-Team All-Academic.

Barefoot has already made her presence known on the recruiting trail at Old Dominion, as she signed the Virginian-Pilot Player of the Year, Galaisha Goodhope, and the Peninsula District and Daily Press Player of the Year, LaQuanda Younger. Also in the fray for the 2012-13 season will be Miami, (Fla.) transfer Stephanie Gardner, who in 2010-11, helped the Hurricanes to their first Atlantic Coast Conference (ACC) regular-season championship as well as junior college All-American Shae Kelley and earned a Ms. Colorado Basketball honor coming out of high school. The Lady Monarchs have brought in a top-45 nationally ranked recruiting class and the No. 1 class in the CAA for the 2012-13 season.

Barefoot, who hails from Newport News, Va. (Menchville High School), has a career head coaching record of 221-164, resulting in 11 winning seasons. Aside from Elon, Barefoot has also held the head coaching position at Division II Lenoir Rhyne University and at the Apprentice School.

Barefoot helped Elon reach new heights in 2010-11, as the Phoenix finished the season with a 20-13 record - the program's best season at the Division I level and only the fifth team in program history to reach the 20-win plateau. The Phoenix 11 home victories marked the most home wins in a single season in the Division I era, while the team's postseason appearance in the Women's Basketball Invitational was the first since joining Division I. Elon recorded its 20th win of the season in the WBI. Barefoot also led Elon to 12 victories in SoCon play, doubling their 2009-10 total and tying the 2003-04 squad for the most SoCon wins in a season.

Prior to coming to Elon, Barefoot was an assistant coach at Old Dominion, where the team compiled a 77-23 record, won three CAA Championships, and was a perennial top-25 program. In 2007-08, ODU advanced to the Sweet 16 of the NCAA Tournament, defeating 12th-seeded Liberty University and fourth-seeded Virginia, which to this day is one of the most memorable games in the history of the Ted Constant Convocation Center. The Lady Monarchs completed 2007-08 with a 31-5 record. Along with its 17th consecutive Colonial Athletic Association crown, ODU earned a ranking as high as 11th in the nation.

Barefoot originally came to Old Dominion after serving as the head coach at Division II Lenoir-Rhyne from 2001-2005. While at the NCAA Division II school, Barefoot captured the first South Atlantic Conference regular season title in school history in 2003-04 en route to claiming league Coach of the Year honors. Under her leadership, the team also grabbed the first SAC tournament championship in school history in 2002-03. That year, the team finished the season ranked eighth in the region following its first-ever trip to the NCAA Division II National Tournament. In her first year at Lenoir-Rhyne, she led the program to its best record in 15 years, going 19-9 Barefoot coached Lenoir-Rhyne's first NCAA First Team All-American, South Atlantic Player of the Year and SAC Tournament Most Valuable Player. Additionally, under her guidance the Bears had four student-athletes earn All-SAC honors and 13 student-athletes named to the SAC Commissioner's honor roll.

Prior to her stint at Lenoir-Rhyne, Barefoot spent six winning seasons at the Apprentice School after helping to initiate and develop the first-ever female athletic program in the 75-year history of the school. She started the program at the age of 22, becoming the youngest head coach in the country. A two-time NSCAA National Coach of the Year (1999 & 2001), she compiled a 102-41 mark and captured the 2001 NSCAA National Championship. Barefoot was also given the Peninsula Sports Club Special Achievement Award for winning a national championship. Under Barefoot, the Builders had seven NSCAA All-Americans and four Academic All-Americans. All-Americans Keisha Joseph and Taffey Thomas both played professionally in Finland.

As a former student-athlete at Christopher Newport, Barefoot still holds the recognition of being the first player in NCAA history, male or female, to score over 2,000 points and accumulate 1,000 assists during her career. Barefoot was the only player to achieve this height until Gonzaga's Courtney Vandersloot (who now plays for WNBA's Chicago Sky) accomplished the feat on March 21, 2011. For four consecutive seasons, Barefoot led the nation in assists and is CNU's all-time leader in assists and steals, while ranking second in scoring. She is the only player in any division to lead a statistical category all four years. She was a four-time team MVP and team captain and was also the Peninsula Sports Club's Female Athlete of the Year four-straight years. Barefoot was also invited to the free-agent camp with the Utah Stars in their inaugural season.

A three-time Kodak/WBCA All-American, she has been inducted into the USA South Hall of Fame, the CNU Athletic Hall of Fame and had her college jersey (No. 10) retired. Barefoot was just recently honored during CNU's 50th anniversary celebration as one of the school's Top 50 Most Distinguished Alumni.

### Barefoot Year-by-Year Head Coaching Record

Year	Overall
<b>Apprentice School</b>	
1995-96	12-2
1996-97	13-12
1997-98	15-8
1998-99	16-11
1999-00	23-5
2000-01	24-3
	<b>103-41 (.715)</b>
<b>Lenoir-Rhyne</b>	
2001-02	19-9
2002-03	18-12
2003-04	17-11
2004-05	16-12
	<b>70-44 (.614)</b>
<b>Elon</b>	
2008-09	5-26
2009-10	12-19
2010-11	20-13
	<b>37-58 (.389)</b>
<b>Old Dominion</b>	
2011-12	11-21
2012-13	4-1
	<b>15-22 (.405)</b>
<b>CAREER TOTAL</b>	<b>225-165 (.577)</b>

### ► THE BAREFOOT PROFILE ►

- 11 winning seasons in 14 years as a head coach (14 in 17 years of coaching)
- Two National Coach of the Year awards
- Overall record of 304-188 in coaching (225-165 as a head coach)
- Led the Apprentice School to the 2001 NSCAA National Championship
- Three-time WBCA All-American at Christopher Newport University
- Member of CNU's Top 50 Most Distinguished Alumni

Full Barefoot Bio on [ODUsports.com](http://ODUsports.com)



Coach Barefoot  
on Twitter  
@BarefootODU



**STATISTICAL COMPARISON**

ODU	Category	DART
63.0	Points Per Game	55.8
48.2	Opp. Points Per Game	68.8
.405	Field Goal Percentage	.352
.320	Opp. Field Goal Percentage	.439
.286	3-Pt. Field Goal Percentage	.279
.140	Opp. 3-Pt. Field Goal Percentage	.413
.609	Free Throw Percentage	.718
39.2	Rebounds Per Game	35.0
-4.6	Rebounding Margin	-3.4
4.8	3 Pts. Per Game	3.8
1.6	Opp 3-Pts. Per Game	6.2
4.4	Blocks Per Game	3.2
10.6	Steals Per Game	5.6
14.6	Assists Per Game	9.6
18.2	Turnovers Per game	18.2
24.8	Turnovers Forced Per Game	14.4

**SERIES HISTORY**

Old Dominion leads the all-time series with Dartmouth, 1-0. The Lady Monarchs defeated the Big Green in 1995 in Norfolk, 69-47, in their only previous meeting.

**SERIES MEETINGS: ODU LEADS, 1-0**

Jan. 21, 1995 Old Dominion 69, Dartmouth 47 Norfolk, Va.

**ABOUT DARTMOUTH**

The Big Green are off to a 1-4 start this season after falling to Syracuse at home on Thursday, 91-64. Head Coach Chris Wielgus is in her 28th season at the helm of the Big Green.

Dartmouth has just three upperclassmen with just one senior in Faziaah Steen. There are 11 underclassmen highlighted by seven freshmen. In all, Dartmouth has just 10 years of collegiate experience on the court making them the second youngest team in the nation.

After winning their season-opener over at Bryant, the Big Green have dropped each of their last four contests including a one-point loss at home to BYU. Dartmouth fell at fellow CAA member Northeastern earlier this week, 80-45.

Steen has led the way offensively with 13.8 points per contest for Dartmouth while sophomore Abbey Schmitt is nearly averaging a double-double with 11.8 points per game and 9.0 rebounds per contest.

**Old Dominion By The Numbers**

- 2** Lady Monarchs with WNBA Championship Rings (2005 Sacramento Monarchs - Ticha Penicheiro, Hamchetou Maiga)
- 3** National Championships (1979, 1980-AIAW 1985-NCAA)
- 7** Lady Monarchs to reach 1,000 career rebound mark
- 7** Lady Monarchs with retired jerseys
  - \* #10 Nancy Lieberman
  - \* #42 Inge Nissen
  - \* #22 Anne Donovan
  - \* #21 Ticha Penicheiro
  - \* #33 Clarisse Machanguana
  - \* #15 Tracy Claxton
  - \* #13 Medina Dixon
- 11** Years played at the Ted Constant Convocation Center
- 11** ODU Players named to the CAA's 25th Anniversary Team (11 of 25 honored)
- 17** CAA Titles (1992-2008)
- 25** Overall NCAA Appearances (1982-85, 1987-90, 1992-08)
- 121** Wins at The Ted
- 944** Wins all-time for ODU; the third program all-time to reach the 900-win mark

**No. 10 CAL TOO MUCH FOR ODU**

ODU dropped their first game of the season despite putting a scare into No. 10/11 California on Friday night. The Lady Monarchs pulled to within four points midway through the second half but Cal closed the game on a 12-0 run and out rebounded the Lady Monarchs, 66-33, to pull out the win.

Shae Kelley scored a career and game high 21 points to power ODU. Despite the defeat, it was the best result for the Lady Monarchs against a top 10 team since a 78-63 loss in 2008 to top-ranked Connecticut in the NCAA Sweet 16.

In front of 3,003 fans, ODU was able to hold the Bears to 21 points below their season average and force Cal into 25 turnovers.

**GETTING DEFENSIVE**

In five games this season, ODU has forced 124 turnovers (24.8 per game), collected 53 steals and held their opponents to just 8-for-57 (14%) from behind the three-point line which ranks 2nd in the NCAA out of 343 teams. In addition, the Lady Monarchs came in the week ranked #3 in scoring defense (44.5 ppg) and #8 in FG% defense (30.3%).

**OFF AND RUNNING**

The Lady Monarchs started the 2012-13 season off 4-0 for the first time since 1998-99.

**THE HOLIDAY SPIRIT**

The team paid a visit just before Thanksgiving to the Children's Hospital of the King's Daughter (CHKD) to spend time with patients. In addition, the Lady Monarchs are also participating in the Operation Christmas Child project this year.

Redshirt senior Mairi Buchan is the Vice President of SAAC at ODU and spearheaded the campaign for the upcoming holiday period that all student-athletes could help people less privileged by filling a minimum of two boxes that included anything from toys to bath soap (items that children in underprivileged

areas or war-torn countries may not have easy access to). The goal is to give the children something to smile about in what may be a difficult time for them.

**SECOND HALF SURGE AT UMES**

ODU closed the first half on a 13-1 run on Nov. 20 and never looked back as they defeated Maryland Eastern Shore at the Hytche Center, 62-46.

Shae Kelley recorded her first career double-double in an ODU uniform as she scored 12 points and grabbed 10 rebounds while senior Jackie Cook scored 18 points in the second half and a game-high 22 total points.

ODU outrebounded UMES, 46-34, and had a 30-10 advantage in points in the paint. The Lady Monarchs pressure defense allowed Old Dominion to take a 16-2 advantage in fast break points as well. ODU distributed the ball well as nine different players recorded an assist for a total of 16.

**COOK EARNS CAA HONOR**

Senior Jackie Cook was named the CAA Player of the Week on Monday, Nov. 19 after leading the Lady Monarchs to a 2-0 record on the week with wins over USC Upstate and former CAA opponent VCU. The senior averaged team highs of 18.0 points and 7.5 rebounds per game.

She opened the week scoring a career-high 24 points against USC Upstate in 27 minutes of play on 83.3 percent shooting (10-of-12) from the floor to go along with a career-high five steals. On Saturday, Cook missed tying her career-best by one in rebounds with 10 boards against VCU in recording her second career double-double as she added 12 points.

Cook finished the week shooting 66.7 percent (14-for-21) from the field, 66.7 percent (4-for-6) from long range and 80 percent (4-for-5) from the free-throw line. The senior also added six assists, seven steals and one block on the week for the Lady Monarchs.

**OLD DOMINION RECORD...**

at home.....	2-1
on road.....	2-0
at neutral sites.....	0-0
games decided by 3pts or less.....	0-0
games decided by 4-5 points.....	0-0
games decided by 6-10 points.....	0-0
games decided by 11-20 points.....	2-1
games decided by more than 20.....	2-0
overtime.....	0-0
vs. Top 25 teams.....	0-1
vs. Top 10 teams.....	0-1
leading at the half.....	4-0
tied at the half.....	0-0
trailing at the half.....	0-1
leading with 10:00 remaining.....	4-0
trailing with 10:00 remaining.....	0-1
tied with 10:00 remaining.....	0-0
leading with 5:00 remaining.....	4-0
trailing with 5:00 remaining.....	0-1
tied with 5:00 remaining.....	0-0
shooting 50% or better.....	0-0
shooting 50% or less.....	4-1
opponent shoots 50% or better.....	0-0
opponent shoots less than 50%.....	4-1
when outrebounding opponent.....	2-0
when outrebounded by opponent.....	2-1
shooting 75% or better from FT line.....	1-0
when having more FT attempts.....	1-0
shooting 40% or better from '3'.....	1-0
when committing more turnovers.....	1-0
when committing less turnovers.....	2-1
when committing equal turnovers.....	1-0
getting 10 or more steals.....	3-0
scoring 70 or more.....	2-0
in televised games.....	0-1
on Monday.....	0-0
on Tuesday.....	2-0
on Wednesday.....	0-0
on Thursday.....	0-0
on Friday.....	1-1
on Saturday.....	1-0
on Sunday.....	0-0
in afternoon games.....	1-0
in night games.....	3-1

## ODU BATTERS VCU

Jackie Cook registered her second career double-double and was one of three Lady Monarchs to register double figures as Old Dominion snapped its four-game losing streak to VCU on Nov. 17 with a 74-51 win in Norfolk.

Cook scored 12 points and scooped up a game-high 10 rebounds while sophomore Ashley Betz-White scored a season-high 17 points to go along with four steals and three rebounds. Sophomore Myeisha Hall was the game's leading scorer at halftime with 10 points and five rebounds and finished with 11 points and eight rebounds in the contest.

Old Dominion's pressure defense continues to give opponents trouble as the Rams were forced into 25 turnovers with ODU scoring 22 points off those turnovers. VCU shot just 15.4% from three-point range as they were 2-for-13 in the game and shot just 31.3% from the field overall. ODU had a 16-0 advantage in fast break points.

## LADY MONARCHS INK TWO

Coach Barefoot announced the addition of Odegua Oigbokie and Destinee Young who signed letters of intent to play for the Lady Monarchs next fall on Nov. 14.

Oigbokie is a highly touted forward from Ridgeway High School in Memphis, Tenn., while Young is a power forward out of Hoffman Estates High School in Hoffman Estates, Ill.

Oigbokie, who is 6-foot-1, averaged 18 points and eight rebounds as a junior and has been named all-district and all-region for Ridgeway the past two seasons. Young, who is also 6-foot-1, averaged 15.4 points and 11 rebounds as a junior at Hoffman Estates High School, where she already is the record holder for career rebounds and single-season blocks.

Out of the five recruits that second-year head coach Karen Barefoot has landed at ODU, four have been rated as three stars or better by ESPN. The other three were local freshmen guards Galaisha Goodhope out of Norfolk and LaQuanda Younger of Newport News and forward

Chelisa Painter from Chesapeake who is sitting out this season after transferring from George Washington.

## COOK LEADS ODU PAST USCU

Jackie Cook had 18 points by halftime and ODU jumped out to a 16-3 lead and never looked back on Nov. 13 in a 77-46 win over USC Upstate in their home-opener.

Cook racked up a career-high 24 points and five steals as ODU scored 34 points of 34 Spartan turnovers. Shae Kelley added 10 points and seven rebounds while Galaisha Goodhope scored 12 points and had two steals off the bench.

## HOKIES SMOTHERED DEFENSIVELY

Jackie Cook (17 pts, 9 asst) and Shae Kelley (14 pts, 9 asst) each missed a double-double by just a single assist as the Lady Monarchs locked down defensively in their season-opening 55-35 win at Virginia Tech on Nov. 9.

It was the lowest output for the Hokies against ODU since their initial meeting back in 1972 when VT scored 29 points, a span of 30 games. The last time ODU held an opponent to 35 total points and 13 points at the half was on Dec. 8, 2010 vs. George Washington.

Virginia Tech shot just 19.6% in the first half from the field and finished the game 0-for-12 from behind the arc. ODU improved to 29-15 all-time in season openers with the win.

## TEAM CAPTAINS

Senior guard Jackie Cook, senior forward Mairi Buchan and sophomore forward Shae Kelley have been selected as team captains for the 2012-13 season.

## YOUNG MONARCHS

Old Dominion is ranked 22nd in the country in terms of most inexperienced teams in the country. The Lady Monarchs have just 16 years of combined experience with three freshmen and five newcomers. ODU is the highest ranked team in the CAA and in the state of Virginia on the list.

## LADY MONARCHS PICKED FIFTH

Old Dominion was picked to finish fifth this season in the CAA preseason poll. The voting was done by the league's head coaches. Delaware was picked to win the CAA, followed by James Madison, Hofstra and Drexel. Old Dominion and Northeastern followed, while George Mason and UNCW tied for seventh. Towson and William & Mary tied for ninth, followed by Georgia State.

## 2012-13 CAA PRESEASON POLL

1. Delaware
2. James Madison
3. Hofstra
4. Drexel
5. Old Dominion
6. Northeastern
7. UNCW
  - George Mason
9. William and Mary
  - Towson
11. Georgia State

## BETZ-WHITE PRESEASON ALL-CAA

Sophomore Ashley Betz-White was listed as honorable mention on the preseason All-CAA teams. Last season, she was named the CAA Rookie of the Year and to the All-CAA Rookie Team after leading all CAA freshmen in points per game (8.1), assists per game (3.4) and minutes per game (31.3). Betz-White became just the sixth player in program history to record over 100 assists in her first year.

## KELLEY A KEY

Sophomore forward Shae Kelley has already made a big impact on her teammates as she was selected as one of the team captains for 2012-13 despite not having played a single minute yet for Old Dominion. The Colorado native has scored in double-digit in four of the five regular season games so far and in the exhibition victory as well.

## BETZ-WHITE SHINES IN FIRST YEAR

Sophomore Ashley Betz-White was named the CAA Rookie of the Year in 2011-12 and finished the season with 110 assists which made her only the sixth Lady Monarch in school history to have 100 assists her rookie season.

No.	Name	Ast.	Year
1	Nancy Lieberman	212	'77-78
2	Ticha Penicheiro	203	'94-95
3	Alli Spence	178	'99-00
4	Marie Christian	126	'83-84
5	<b>Ashley Betz-White</b>	<b>110</b>	<b>'11-12</b>
6	Rhonda Rompola	105	'78-79

**HONOR FOR BUCHAN**

Mairi Buchan was named to the Capital One Academic All-District First Team in 2011-12. The teams are selected by College Sports Information Directors of America (CoSIDA). Buchan holds a 3.92 grade point average majoring in biology (pre-med).

**HELP IS ON THE WAY**

Sophomore guard transfer Stephanie Gardner will be eligible to play on Dec. 19 at UNLV while junior guard transfer Michalle Brandao will be eligible to play on Jan. 2 vs. Pittsburgh. Both players are sitting out due to NCAA transfer rules.

**NEWCOMERS**

Head Coach Karen Barefoot added three freshmen this season in local talented guards Galaisha Goodhope and LaQuanda Younger along with center Brittany Martin out of the New York. Transferring in are forward Shae Kelley and Miami (FL) transfer guard Stephanie Gardner. The incoming class is ranked the best in the CAA and No. 42 in the country overall.

**NCAA REGIONAL FINALS IN NORFOLK**

Old Dominion has been selected as one of four host sites for regional semifinals and finals for the NCAA Division I Women's Basketball Championship. Games will be played at the Ted Constant Convocation Center on March 31 and April 2 with the winner advancing to the NCAA Final Four in New Orleans.

**ODU ALL-TIME vs. THE CAA**

Opponent	Overall	In CAA
Delaware	17-6	17-6
Drexel	15-5	15-5
Mason	49-2	45-2
Ga. State	13-1	13-1
Hofstra	19-3	19-3
JMU	52-23	37-14
UNCW	43-1	43-1
Northeastern	10-2	9-2
Towson	18-1	18-1
W&M	52-4	47-1
<b>Totals</b>	<b>288-48</b>	<b>263-36</b>

**All-Time CAA Record**

	<u>Regular Season:</u>	<u>CAA Tournament:</u>
1991-92:	9-5	3-0
1992-93:	14-0	3-0
1993-94:	14-0	3-0
1994-95:	13-1	3-0
1995-96:	16-0	3-0
1996-97:	16-0	3-0
1997-98:	16-0	3-0
1998-99:	16-0	3-0
1999-00:	16-0	3-0
2000-01:	15-1	2-0
2001-02:	18-0	3-0
2002-03:	15-3	3-0
2003-04:	17-1	3-0
2004-05:	15-3	3-0
2005-06:	17-1	3-0
2006-07:	17-1	3-0
2007-08:	17-1	3-0
2008-09:	11-7	1-1
2009-10:	14-4	2-1
2010-11:	14-4	0-1
2011-12:	7-11	--
<b>Totals:</b>	<b>307-43 (.881)</b>	<b>53-3 (.946)</b>
<b>Overall Record:</b>	<b>360-46 (.890)</b>	

**All-Time CAA Home Record**

	<u>Regular Season:</u>	<u>CAA Tournament:</u>	<u>Streak: ODU</u>
<b>FIELDHOUSE</b>			
1991-92:	6-1	3-0	+5
1992-93:	7-0	3-0	+15
1993-94:	7-0	--	+22
1994-95:	8-0	3-0	+33
1995-96:	8-0	3-0	+44
1996-97:	8-0	--	+52
1997-98:	8-0	--	+60
1998-99:	8-0	--	+68
1999-00:	8-0	--	+76
2000-01:	8-0	2-0	+86
2001-02:	9-0	3-0	+98
<b>TED CONSTANT CONVOCATION CENTER</b>			
2002-03:	9-0	3-0	+110
2003-04:	9-0	3-0	+122
2004-05:	8-1	--	+8
2005-06:	9-0	--	+17
2006-07:	9-0	--	+26
2007-08:	9-0	--	+35
2008-09:	8-1	--	+37
2009-10:	6-3	--	--
2010-11:	8-1	--	+6
2011-12:	3-6	--	+7
<b>Totals:</b>	<b>163-13 (.936)</b>	<b>23-0 (1.000)</b>	
<b>Overall Record:</b>	<b>186-13 (.944)</b>		

## Non-Conference Common Opponents

### UMES:

11/13/12 - L, 64-38 at George Mason  
 12/8/12 - at Towson  
 2/4/13 - vs. North Carolina Central

### DARTMOUTH:

11/27/12 -L, 80-45 at Northeastern  
 12/30/12 - vs. Delaware

### NORTH CAROLINA CENTRAL:

2/4/13 - at UMES  
 2/18/13 - at South Carolina State  
 3/4/13 - vs. South Carolina State

### UNLV:

TBA

### SOUTH CAROLINA STATE:

2/18/13 - vs. North Carolina Central  
 3/4/13 - at North Carolina Central

### PITTSBURGH:

11/11/12 - W, 76-74 vs. William & Mary

## THE LAST TIME.....

ODU Scored 100 Points Or More: .....105-62 vs. Hofstra (2/12/04)  
 ODU Scored 90 Points Or More: ..... 94-100 at Northeastern (1/7/10)  
 ODU Scored 80 Points Or More: ..... 81-75 at Hofstra (2/5/12)  
 ODU Scored 40 Points Or Less: .....32-65 vs. RV/RV Syracuse (11/26/09)

Opponent Scored 100 Points Or More: ..... 94-100 at Northeastern (1/7/10)  
 Opponent Scored 90 Points Or More: .....37-90 at No. 7/8 Tennessee (12/28/11)  
 Opponent Scored 80 Points Or More: ..... 80-83 at William and Mary (1/26/12)  
**Opponent Scored 40 Points Or Less: ..... 55-35 at Virginia Tech (11/9/12)**

An ODU Player Scored 25 Points: ..... 27, Tia Lewis vs. Hofstra (1/15/12)  
 An ODU Player Scored 30 Points: ..... 30, Tia Lewis vs. Georgia State (1/4/11)  
 An ODU Player Scored 35 Points: ..... 35, Shareese Grant vs. Delaware (3/12/05)  
 An Opponent Scored 25 Points: ..... 27, Elena Delle Donne, No. 12 Delaware (2/9/12)  
 An Opponent Scored 30 Points: ..... 31, Shante Evans (2/5/12)  
 An Opponent Scored 35 Points: .....40, Gabriela Marginean, Drexel (2/12/09)

An ODU Player Grabbed 15 Rebounds: ..... 16, Tia Lewis, vs. Seton Hall (11/26/11)  
 An ODU Player Grabbed 20 Rebounds: ..... 20, Kim Giddens, vs. James Madison (3/14/03)  
**An Opponent Grabbed 15 Rebounds: ..... 17, Gennifer Brandon, #10/11 California, (11/30/12)**  
 An Opponent Grabbed 20 Rebounds: ..... 20, Courtney Hurt, VCU (2/19/12)

An ODU Player Had 10 Assists: ..... 12, Jazzmin Walters, East Carolina (11/13/07)  
 An Opponent Had 10 Assists: ..... 11, Candice Bellocchio, vs. Hofstra (1/15/12)

An ODU Player Had a Double-Double (Points-Assists): .....  
 ..... Jazzmin Walters (17 pts, 10 assists), vs. Virginia (3/25/08)

**An ODU Player Had a Double-Double (Points-Rebounds): .....  
 ..... Shae Kelley (12 pts, 10 reb), at Maryland Eastern Shore (11/20/12)**

An ODU Player Had a Double-Double (Rebounds-Assists):  
 An ODU Player Had a Double-Double (Rebounds-Blocks):

Two ODU Players Had Double-Doubles in the Same Game: .....  
 ..... Tia Lewis (19 pts, 14 reb) & JoNiquia Guilford (12 pts, 14 reb), at George Washington (11/30/11)

Three ODU Players Had Double-Doubles in the Same Game: .....  
 ..... Tiffany Green (13 pts, 12 reb), Jessica Canady (12 pts, 10 reb)

..... & Jazzmin Walters (17 pts, 10 asts), vs. Virginia (3/25/08)

An ODU Player Had Back-to-Back Double-Doubles: .....  
 ..... Tia Lewis, (17 pts 10 reb), James Madison (2/1/12) & (15 pts, 11 reb), at Hofstra (2/5/12)

An ODU Player Had a Triple-Double in a Game:  
 Three Players Scored 20 Points in a Game:

Five Players Scored in Double Figures in the Same Game: ..... vs. Charlotte (12/29/10)  
 ..... Jasmine Parker (16), Kquanise Byrd (14), Jo Guilford (12), Tia Lewis (14) & Shadasia Green (11)

Two Players Grabbed 10 Rebounds in a Game: .....  
 ..... Tia Lewis (10) and Jackie Cook (10) vs. James Madison (2/1/12)

Three Players Grabbed 10 Rebounds in a Game:

An ODU Player Averaged Double Figures in Scoring and Rebounding in a Season: .....  
 .....Nyree Roberts (20.2 ppg/12.0 rpg), 1997-98

ODU Shot Over 50 Percent: ..... .574 vs. Alabama (11/24/11)  
 ODU Shot 80 Percent From The Line: .....1.000 vs. VCU 15-for-15 ( 2/19/12)

Opponent Shot Over 50 Percent: .....574 vs. Louisiana Tech (11/25/11)  
 Opponent Shot 80 Percent From The Line: .....808 at No. 12 Delaware 21-for-26 (2/9/12)

Won in Overtime: ..... 88-85 vs. UVA (3/25/08) - NCAA Tournament 2nd Round  
 Lost in Overtime: ..... 76-72 at VCU (1/11/12)

Won in Overtime during the regular season: ..... 51-48 at UNC-Wilmington (3/6/03)  
 Lost in Overtime during the regular season: ..... 76-72 at VCU (1/11/15)



## 2012-13 OLD DOMINION ROSTER INFORMATION

### NUMERICAL

No.	Name	Pos.	Cl.	Ht.	Hometown/High School
0	Stephanie Gardner	G	So.	5-7	Glassboro, N.J./Glassboro/Miami (Fla.)
1	Shae Kelley	F	So.	6-1	Denver, Colo./Denver East/NW Fla. St.
2	Michelle Brandao	G	Jr.	5-10	Freixo Ponte De Lima, Portugal
3	Mairi Buchan	F	Sr.-r	6-2	Stirlingshire, Scotland/Denny
4	Rebecca Allison	G	Jr.-r	5-8	Edinburgh, Scotland/Portobello
5	Galashia Goodhope	G	Fr.	5-5	Norfolk, Va./Princess Anne
11	Ashley Betz-White	G	So.	5-4	Mechanicsburg, Pa./Trinity
12	Myeisha Hall	G	So.	5-8	West Palm, Fla./Palm Beach Lakes
14	Jackie Cook	G	Sr.	6-0	Hinckley, Ohio/Regina
20	Brittany Martin	C	Fr.	6-3	Queens Village, N.Y./Bishop Ford
24	LaQuanda Younger	G	Fr.	5-10	Newport News, Va./Warwick
32	Tiffany Minor	F	So.	6-0	Upper Marlboro, Md./The Maret School
50	Queen Tiye Jackson	F	So.	6-0	Ewing, N.J./Trenton Catholic
53	Shakeva Richards	F	Jr.	6-2	Griffin, Ga./Spalding
	Chelisa Painter	F	Jr.	6-1	Chesapeake, Va./Indian River

### ALPHABETICAL

No.	Name	Pos.	Cl.	Ht.	Hometown/High School
4	Rebecca Allison	G	Jr.-r	5-8	Edinburgh, Scotland/Portobello
11	Ashley Betz-White	G	So.	5-4	Mechanicsburg, Pa./Trinity
2	Michelle Brandao	G	Jr.	5-10	Freixo Ponte De Lima, Portugal
3	Mairi Buchan	F	Sr.-r	6-2	Stirlingshire, Scotland/Denny
14	Jackie Cook	G	Sr.	6-0	Hinckley, Ohio/Regina
0	Stephanie Gardner	G	So.	5-7	Glassboro, N.J./Glassboro/Miami (Fla.)
5	Galashia Goodhope	G	Fr.	5-5	Norfolk, Va./Princess Anne
12	Myeisha Hall	G	So.	5-8	West Palm, Fla./Palm Beach Lakes
50	Queen Tiye Jackson	F	So.	6-0	Ewing, N.J./Trenton Catholic
1	Shae Kelley	F	So.	6-1	Denver, Colo./Denver East/NW Fla. St.
20	Brittany Martin	C	Fr.	6-3	Queens Village, N.Y./Bishop Ford
32	Tiffany Minor	F	So.	6-0	Upper Marlboro, Md./The Maret School
	Chelisa Painter	F	Jr.	6-1	Chesapeake, Va./Indian River
53	Shakeva Richards	F	Jr.	6-2	Griffin, Ga./Spalding
24	LaQuanda Younger	G	Fr.	5-10	Newport News, Va./Warwick

### COACHING STAFF

#### Head Coach:

Karen Barefoot (Christopher Newport, '95 – Second Season)

#### Assistant Coaches:

Amaka Agugua (Hofstra, '05 – Second Season)

Tom McConnell (Park Point College, '84 – Second Season)

Richard Fortune (Virginia State, '88 – First Season)

#### Director of Basketball Operations:

Adrienne Goodson (Old Dominion, '89 – First Season)

### Birthdays

<b>January</b>	
13	Brittany Martin
<b>March</b>	
29	Becca Allison
<b>April</b>	
4	Michelle Brandao
8	Mairi Buchan
<b>June</b>	
22	Queen Tiye Jackson
23	Tiffany Minor
<b>July</b>	
23	Stephanie Gardner
<b>September</b>	
5	Myeisha Hall
15	Shakeva Richards
29	Shae Kelley
<b>October</b>	
25	Jackie Cook
<b>December</b>	
6	Ashley Betz-White

### Pronunciation Guide

Shae (Shay)  
 Mairi (Mary) Buchan (Buck-en)  
 Galashia (Guh-lace-shuh)  
 Shakeva (Shuh-KEY-va)  
 Brandao (BRAN-dow)  
 Myeisha (MY-eesha)  
 Tiye Jackson (TY-A)

### By Class

**Seniors (2):** Mairi Buchan, Jackie Cook  
**Juniors (4):** Becca Allison, Michelle Brandao, Shakeva Richards, Chelisa Painter  
**Sophomores (6):** Ashley Betz-White, Stephanie Gardner, Myeisha Hall, Queen Tiye Jackson, Shae Kelley, Tiffany Minor  
**Freshmen (3):** Galashia Goodhope, Brittany Martin, LaQuanda Younger

### By Origin

**Colorado (1):** Shae Kelley  
**Georgia (1):** Shakeva Richards  
**Florida (1):** Myeisha Hall  
**Maryland (1):** Tiffany Minor  
**New Jersey (2):** Queen Tiye Jackson, Stephanie Gardner  
**New York (1):** Brittany Martin  
**Ohio (1):** Jackie Cook  
**Pennsylvania (1):** Ashley Betz-White  
**Portugal (1):** Michelle Brandao  
**Scotland (2):** Becca Allison, Mairi Buchan  
**Virginia (3):** Galashia Goodhope, Chelisa Painter, LaQuanda Younger

# #0 STEPHANIE GARDNER



Junior  
Guard  
5-7  
Glassboro, N.J.  
Glassboro/Miami (FL)

## GAME HIGHS

## GAME-BY-GAME

## CAREER STATS

## CAA STATS

Career Highs		
Points:	0	0
FG:	0	0
FGA:	0	0
3PT-FG:	0	0
3PT-FGA:	0	0
FT:	0	0
FTA:	0	0
Rebounds:	0	0
Blocks:	0	0
Assists:	0	0
Steals:	0	0
Minutes:	0	0
Miscellaneous		
	Season	Career
Double-Doubles:	0	0
20 or More Points:	0	0
Double Digit Scoring:	0	0
Double Digit Rebounds:	0	0
Leading Scorer:	0	0
Leading Rebounder:	0	0

# #1 SHAE

# KELLEY



Sophomore  
Forward  
6-1  
Denver, Colorado  
Denver East/NW Florida State

## GAME HIGHS

Points	21	CALIFORNIA (11-30-12)
	14	at Virginia Tech (11/09/12)
	12	at Md. Eastern Shore (11/20/12)
	10	USC UPSTATE (11-13-12)
	6	VCU (11/17/12)
Field Goals Made	8	CALIFORNIA (11-30-12)
	6	at Md. Eastern Shore (11/20/12)
Field Goal Attempts	19	CALIFORNIA (11-30-12)
	12	USC UPSTATE (11-13-12)
FG Pct (min 5 made)	.667 (6-9)	at Md. Eastern Shore (11/20/12)
	.500 (5-10)	at Virginia Tech (11/09/12)
3-Point FG Attempts	1	at Virginia Tech (11/09/12)
Free Throws Made	5	CALIFORNIA (11-30-12)
	4	at Virginia Tech (11/09/12)
Free Throw Attempts	14	CALIFORNIA (11-30-12)
	9	at Virginia Tech (11/09/12)
FT Pct (min 3 made)	.444 (4-9)	at Virginia Tech (11/09/12)
	.357 (5-14)	CALIFORNIA (11-30-12)
Rebounds	10	at Md. Eastern Shore (11/20/12)
	9	at Virginia Tech (11/09/12)
Assists	2	at Md. Eastern Shore (11/20/12)
	2	at Virginia Tech (11/09/12)
Steals	4	VCU (11/17/12)
	3	at Md. Eastern Shore (11/20/12)
Blocked Shots	2	CALIFORNIA (11-30-12)
	1	at Md. Eastern Shore (11/20/12)
	1	VCU (11/17/12)
	1	USC UPSTATE (11-13-12)
	1	at Virginia Tech (11/09/12)
Turnovers	10	at Md. Eastern Shore (11/20/12)
Fouls	4	CALIFORNIA (11-30-12)
Minutes	35	CALIFORNIA (11-30-12)
	31	at Virginia Tech (11/09/12)

## GAME-BY-GAME

Opponent	Date	gs	min	Total		3-Pointers		Free throws			Rebounds				pf	a	t/o	blk	stl	pts	avg
				fg-fga	pct	3fg-fga	pct	ft-fga	pct	off	def	tot	avg								
at Virginia Tech	11/09/12	*	31	5-10	.500	0-1	.000	4-9	.444	3	6	9	9.0	3	2	3	1	1	14	14.0	
USC UPSTATE	11-13-12	*	27	5-12	.417	0-0	.000	0-0	.000	5	2	7	8.0	2	1	4	1	0	10	12.0	
VCU	11/17/12	*	20	3-8	.375	0-0	.000	0-1	.000	1	5	6	7.3	3	0	4	1	4	6	10.0	
at Md. Eastern Shore	11/20/12	*	28	6-9	.667	0-0	.000	0-3	.000	6	4	10	8.0	3	2	10	1	3	12	10.5	
CALIFORNIA	11-30-12	*	35	8-19	.421	0-0	.000	5-14	.357	2	5	7	7.8	4	0	4	2	1	21	12.6	
Totals			5	141	27-58	.466	0-1	.000	9-27	.333	17	22	39	7.8	15	5	25	6	9	63	12.6

Games played: 5  
Minutes/game: 28.2  
Points/game: 12.6  
FG Pct: 46.6  
3FG Pct: 0.0  
FT Pct: 33.3

Rebounds/game: 7.8  
Assists/game: 1.0  
Turnovers/game: 5.0  
Assist/turnover ratio: 0.2  
Steals/game: 1.8  
Blocks/game: 1.2

## CAREER STATS

Season	gp-gs	min/avg	Total		3-Point		F-Throws		Rebounds				Scoring							
			fg-fga	pct	fg-fga	pct	ft-fga	pct	off	def	tot	avg	pf	fo	ast	to	blk	stl	pts	avg
2013	5-5	141/28.2	27-58	.466	0-1	.000	9-27	.333	17	22	39	7.8	15	0	5	25	6	9	63	12.6
TOTAL	5-5	141/28.2	27-58	.466	0-1	.000	9-27	.333	17	22	39	7.8	15	0	5	25	6	9	63	12.6

## CAA STATS

### Career Highs

Points: ..... 21 vs. California (11/30/12)  
 FG: ..... 8 vs. California (11/30/12)  
 FGA: ..... 19 vs. California (11/30/12)  
 3PT-FG: .....  
 3PT-FGA: ..... 1 at Virginia Tech (11/9/12)  
 FT: ..... 5 vs. California (11/30/12)  
 FTA: ..... 14 vs. California (11/30/12)  
 Rebounds: ..... 10 at UMES (11/20/12)  
 Blocks: ..... 2 vs. California (11/30/12)  
 Assists: ..... 2 (Twice)  
 Steals: ..... 4 vs. VCU (11/17/12)  
 Minutes: ..... 35 vs. California (11/30/12)

### Miscellaneous

	Season	Career
Double-Doubles:	1	1
20 or More Points:	1	1
Double Digit Scoring:	4	4
Double Digit Rebounds:	1	1
Leading Scorer:	1	1
Leading Rebounder:	4	4

# #2 MICHELLE BRANDAO



Junior  
Guard  
5-10  
Freixo Ponte De Lima, Portugal  
Escola Superior Tecnologia E  
Saude De Coimbra

## GAME HIGHS

## GAME-BY-GAME

## CAREER STATS

## CAA STATS

Career Highs		
Points:	0	0
FG:	0	0
FGA:	0	0
3PT-FG:	0	0
3PT-FGA:	0	0
FT:	0	0
FTA:	0	0
Rebounds:	0	0
Blocks:	0	0
Assists:	0	0
Steals:	0	0
Minutes:	0	0
Miscellaneous		
	Season	Career
Double-Doubles:	0	0
20 or More Points:	0	0
Double Digit Scoring:	0	0
Double Digit Rebounds:	0	0
Leading Scorer:	0	0
Leading Rebounder:	0	0

# #3 MAIRI

# BUCHAN



Redshirt Senior  
Forward/Center  
6-2  
Stirlingshire, Scotland  
Denny

## GAME HIGHS

Points	10	at Virginia Tech (11/09/12)
	9	USC UPSTATE (11-13-12)
	4	VCU (11/17/12)
Field Goals Made	2	at Md. Eastern Shore (11/20/12)
	4	at Virginia Tech (11/09/12)
	3	USC UPSTATE (11-13-12)
Field Goal Attempts	7	at Virginia Tech (11/09/12)
	6	USC UPSTATE (11-13-12)
3-Point Field Goals Made	2	at Virginia Tech (11/09/12)
	1	USC UPSTATE (11-13-12)
3-Point FG Attempts	4	at Virginia Tech (11/09/12)
	3	USC UPSTATE (11-13-12)
3-Pt FG Pct (min 2 made)	.500 (2-4)	at Virginia Tech (11/09/12)
Free Throws Made	2	VCU (11/17/12)
	2	USC UPSTATE (11-13-12)
Free Throw Attempts	2	VCU (11/17/12)
	2	USC UPSTATE (11-13-12)
Rebounds	2	CALIFORNIA (11-30-12)
	2	at Md. Eastern Shore (11/20/12)
	2	VCU (11/17/12)
	2	USC UPSTATE (11-13-12)
Assists	3	VCU (11/17/12)
	1	CALIFORNIA (11-30-12)
	1	at Md. Eastern Shore (11/20/12)
	1	USC UPSTATE (11-13-12)
Steals	1	USC UPSTATE (11-13-12)
Blocked Shots	2	VCU (11/17/12)
	1	CALIFORNIA (11-30-12)
Turnovers	3	at Virginia Tech (11/09/12)
Fouls	2	VCU (11/17/12)
Minutes	23	at Virginia Tech (11/09/12)
	20	USC UPSTATE (11-13-12)

## GAME-BY-GAME

Opponent	Date	gs	min	Total		3-Pointers		Free throws		Rebounds					pf	a	t/o	blk	stl	pts	avg
				fg-fga	pct	3fg-fga	pct	ft-fga	pct	off	def	tot	avg								
at Virginia Tech	11/09/12	23		4-7	.571	2-4	.500	0-0	.000	1	0	1	1.0	1	0	3	0	0	10	10.0	
USC UPSTATE	11-13-12	20		3-6	.500	1-3	.333	2-2	1.000	1	1	2	1.5	0	1	1	0	1	9	9.5	
VCU	11/17/12	18		1-5	.200	0-2	.000	2-2	1.000	0	2	2	1.7	2	3	0	2	0	4	7.7	
at Md. Eastern Shore	11/20/12	14		1-3	.333	0-0	.000	0-0	.000	0	2	2	1.8	1	1	2	0	0	2	6.3	
CALIFORNIA	11-30-12	17		0-2	.000	0-1	.000	0-0	.000	1	1	2	1.8	0	1	1	1	0	0	5.0	
Totals		0	92	9-23	.391	3-10	.300	4-4	1.000	3	6	9	1.8	4	6	7	3	1	25	5.0	

Games played: 5  
Minutes/game: 18.4  
Points/game: 5.0  
FG Pct: 39.1  
3FG Pct: 30.0  
FT Pct: 100.0

Rebounds/game: 1.8  
Assists/game: 1.2  
Turnovers/game: 1.4  
Assist/turnover ratio: 0.9  
Steals/game: 0.2  
Blocks/game: 0.6

## CAREER STATS

Season	gp-gs	min/avg	Total		3-Point		F-Throws		Rebounds					Scoring						
			fg-fga	pct	fg-fga	pct	ft-fga	pct	off	def	tot	avg	pf	fo	ast	to	blk	stl	pts	avg
2009	30-10	593/19.8	55-144	.382	14-53	.264	31-45	.689	44	56	100	3.3	63	2	37	58	19	11	155	5.2
2010	32-8	491/15.3	53-149	.356	9-36	.250	38-49	.776	32	41	73	2.3	56	0	25	48	15	16	153	4.8
2012	32-17	756/23.6	85-217	.392	19-64	.297	34-46	.739	53	84	137	4.3	41	0	58	61	18	20	223	7.0
2013	5-0	92/18.4	9-23	.391	3-10	.300	4-4	1.000	3	6	9	1.8	4	0	6	7	3	1	25	5.0
TOTAL	99-35	1932/19.5	202-533	.379	45-163	.276	107-144	.743	132	187	319	3.2	164	2	126	174	55	48	556	5.6

## CAA STATS

Year	GP/GS	Min-Avg.	FG-FGA/Pct.	3FG-3FGA/Pct.	FT-FTA/Pct.	Reb-Avg.	A	TO	BLK	STL	PTS-Avg.
2008-09	18/9	398-22.1	35-88/.298	10-39/.256	18-24/.750	59-3.3	28	38	8	7	98-5.4
2009-10	17/0	206-12.1	17-57/.298	4-18/.222	17-18/.944	32-1.9	14	25	6	9	55-3.2
2011-12	18/11	451-25.1	54-141/.383	17-49/.347	18-24/.739	82-4.6	32	33	9	11	143-7.9
TOTALS:	70/30	1475-21.1	156-418/.373	31-106/.292	53-66/.803	173-3.3	74	96	23	27	296-5.6

### Career Highs

Points: .....20 at Hofstra (2/5/12)  
FG: .....7 at Hofstra (2/5/12)  
FGA: .....12 (Twice)  
3PT-FG: .....4 (Twice)  
3PT-FGA: .....7 at Hofstra (2/5/12)  
FT: .....6 (Three Times)  
FTA: .....8 vs. Richmond (11/20/11)  
Rebounds: .....9 (Four times)  
Blocks: .....3 (Twice)  
Assists: .....7 vs. George Mason (1/15/09)  
Steals: .....3 vs. George Mason (1/15/09)  
Minutes: .....35 at VCU (1/11/12)

### Miscellaneous

	Season	Career
Double-Doubles:	0	0
20 or More Points:	0	1
Double Digit Scoring:	1	15
Double Digit Rebounds:	0	0
Leading Scorer:	0	2
Leading Rebounder:	0	4

# #4 REBECCA ALLISON



Redshirt Junior  
Guard  
5-8  
Edinburgh, Scotland  
Portobello

## GAME HIGHS

Points	7	at Virginia Tech (11/09/12)
	5	CALIFORNIA (11-30-12)
	2	at Md. Eastern Shore (11/20/12)
	2	VCU (11/17/12)
Field Goals Made	3	at Virginia Tech (11/09/12)
	1	CALIFORNIA (11-30-12)
	1	at Md. Eastern Shore (11/20/12)
	1	VCU (11/17/12)
Field Goal Attempts	4	at Virginia Tech (11/09/12)
	3	CALIFORNIA (11-30-12)
	3	at Md. Eastern Shore (11/20/12)
	3	VCU (11/17/12)
3-Point Field Goals Made	1	at Virginia Tech (11/09/12)
3-Point FG Attempts	2	VCU (11/17/12)
	2	at Virginia Tech (11/09/12)
Free Throws Made	3	CALIFORNIA (11-30-12)
Free Throw Attempts	4	CALIFORNIA (11-30-12)
	1	at Virginia Tech (11/09/12)
FT Pct (min 3 made)	.750 (3-4)	CALIFORNIA (11-30-12)
Rebounds	8	at Virginia Tech (11/09/12)
	3	CALIFORNIA (11-30-12)
Assists	3	at Md. Eastern Shore (11/20/12)
	3	VCU (11/17/12)
	3	USC UPSTATE (11-13-12)
Steals	1	CALIFORNIA (11-30-12)
	1	at Virginia Tech (11/09/12)
Blocked Shots	2	at Md. Eastern Shore (11/20/12)
	2	VCU (11/17/12)
	1	USC UPSTATE (11-13-12)
Turnovers	1	at Virginia Tech (11/09/12)
Fouls	3	at Virginia Tech (11/09/12)
	2	CALIFORNIA (11-30-12)
	2	at Virginia Tech (11/09/12)
Minutes	27	at Virginia Tech (11/09/12)

## GAME-BY-GAME

Opponent	Date	gs	min	Total		3-Pointers		Free throws		Rebounds				pf	a	t/o	blk	stl	pts	avg
				fg-fga	pct	3fg-fga	pct	ft-fga	pct	off	def	tot	avg							
at Virginia Tech	11/09/12	27		3-4	.750	1-2	.500	0-1	.000	1	7	8	8.0	2	1	3	1	0	7	7.0
USC UPSTATE	11-13-12	16		0-2	.000	0-1	.000	0-0	.000	2	0	2	5.0	1	3	2	1	0	0	3.5
VCU	11/17/12	14		1-3	.333	0-2	.000	0-0	.000	1	0	1	3.7	0	3	1	2	0	2	3.0
at Md. Eastern Shore	11/20/12	14		1-3	.333	0-1	.000	0-0	.000	1	1	2	3.3	1	3	1	0	1	2	2.8
CALIFORNIA	11-30-12	18		1-3	.333	0-1	.000	3-4	.750	0	3	3	3.2	2	2	2	0	1	5	3.2
Totals		0	89	6-15	.400	1-7	.143	3-5	.600	5	11	16	3.2	6	12	9	4	2	16	3.2

Games played: 5  
Minutes/game: 17.8  
Points/game: 3.2  
FG Pct: 40.0  
3FG Pct: 14.3  
FT Pct: 60.0

Rebounds/game: 3.2  
Assists/game: 2.4  
Turnovers/game: 1.8  
Assist/turnover ratio: 1.3  
Steals/game: 0.4  
Blocks/game: 0.8

## CAREER STATS

Season	gp-gs	min/avg	Total		3-Point		F-Throws		Rebounds				Scoring							
			fg-fga	pct	fg-fga	pct	ft-fga	pct	off	def	tot	avg	pf	fo	ast	to	blk	stl	pts	avg
2011	28-0	207/7.4	25-57	.439	4-8	.500	16-30	.533	3	13	16	0.6	30	1	5	23	1	10	70	2.5
2012	28-5	365/13.0	21-73	.288	4-13	.308	33-47	.702	15	34	49	1.8	19	0	33	40	2	12	79	2.8
2013	5-0	89/17.8	6-15	.400	1-7	.143	3-5	.600	5	11	16	3.2	6	0	12	9	4	2	16	3.2
TOTAL	61-5	661/10.8	52-145	.359	9-28	.321	52-82	.634	23	58	81	1.3	55	1	50	72	7	24	165	2.7

## CAA STATS

Year	GP/GS	Min-Avg.	FG-FGA/Pct.	3FG-3FGA/Pct.	FT-FTA/Pct.	Reb-Avg.	A	TO	BLK	STL	PTS-Avg.
2010-11	17/0	103-6.1	13-30/.433	3-6/.500	3-11/.273	7-0.4	5	11	0	2	32-1.9
2011-12	16/0	154-9.6	10-28/.357	3-6/.500	17-24/.708	24-1.5	13	17	1	6	40-2.5
TOTALS:	33/0	257-7.8	23-58/.397	6-12/.500	20-35/.571	31-0.9	18	27	1	8	72-2.3

## Career Highs

Points: ..... 11 vs. Seton Hall (11/26/11)  
 FG: ..... 4 at Georgia Tech (11/13/11)  
 FGA: ..... 9 at Georgia Tech (11/13/11)  
 3PT-FG: ..... 2 (Twice)  
 3PT-FGA: ..... 4 vs. Northeastern (2/23/12)  
 FT: ..... 7 vs. Seton Hall (11/26/11)  
 FTA: ..... 8 vs. Seton Hall (11/26/11)  
 Rebounds: ..... 8 at Virginia Tech (11/9/12)  
 Blocks: ..... 2 vs. VCU (11/17/12)  
 Assists: ..... 4 vs. Alabama (11/25/11)  
 Steals: ..... 2 (Five Times)  
 Minutes: ..... 32 at Georgia Tech (11/13/11)

## Miscellaneous

	Season	Career
Double-Doubles:	0	0
20 or More Points:	0	0
Double Digit Scoring:	0	1
Double Digit Rebounds:	0	0
Leading Scorer:	0	1
Leading Rebounder:	0	0

# #5 GALAISHA

# GOODHOPE



Freshman  
Guard  
5-5  
Norfolk, Va.  
Princess Anne

## GAME HIGHS

Points	12	USC UPSTATE (11-13-12)
	3	CALIFORNIA (11-30-12)
	3	at Md. Eastern Shore (11/20/12)
	3	VCU (11/17/12)
	2	at Virginia Tech (11/09/12)
Field Goals Made	4	USC UPSTATE (11-13-12)
	1	CALIFORNIA (11-30-12)
	1	at Md. Eastern Shore (11/20/12)
	1	VCU (11/17/12)
	1	at Virginia Tech (11/09/12)
Field Goal Attempts	8	USC UPSTATE (11-13-12)
	7	CALIFORNIA (11-30-12)
	1	VCU (11/17/12)
3-Point Field Goals Made	3	USC UPSTATE (11-13-12)
3-Point FG Attempts	2	VCU (11/17/12)
Free Throws Made	4	USC UPSTATE (11-13-12)
	1	CALIFORNIA (11-30-12)
	1	at Md. Eastern Shore (11/20/12)
Free Throw Attempts	5	USC UPSTATE (11-13-12)
	2	CALIFORNIA (11-30-12)
	2	at Md. Eastern Shore (11/20/12)
FT Pct (min 3 made)	.800 (4-5)	USC UPSTATE (11-13-12)
Rebounds	3	at Md. Eastern Shore (11/20/12)
	2	VCU (11/17/12)
	2	at Virginia Tech (11/09/12)
Assists	4	VCU (11/17/12)
	2	CALIFORNIA (11-30-12)
	2	at Md. Eastern Shore (11/20/12)
	2	at Virginia Tech (11/09/12)
Steals	2	at Md. Eastern Shore (11/20/12)
	2	USC UPSTATE (11-13-12)
	2	at Virginia Tech (11/09/12)
Turnovers	5	VCU (11/17/12)
Fouls	4	VCU (11/17/12)
Minutes	26	CALIFORNIA (11-30-12)
	21	at Md. Eastern Shore (11/20/12)

## GAME-BY-GAME

Opponent	Date	gs	min	Total		3-Pointers		Free throws		Rebounds				pf	a	t/o	blk	stl	pts	avg
				fg-fga	pct	3fg-fga	pct	ft-fa	pct	off	def	tot	avg							
at Virginia Tech	11/09/12	12	1-4	.250	0-0	.000	0-0	.000	0	2	2	2.0	0	2	1	0	2	2	2.0	
USC UPSTATE	11-13-12	19	4-8	.500	0-3	.000	4-5	.800	0	0	0	1.0	2	1	0	0	2	12	7.0	
VCU	11/17/12	15	1-3	.333	1-2	.500	0-0	.000	1	1	2	1.3	4	4	5	0	0	3	5.7	
at Md. Eastern Shore	11/20/12	21	1-4	.250	0-1	.000	1-2	.500	0	3	3	1.8	3	2	3	0	2	3	5.0	
CALIFORNIA	11-30-12	26	1-7	.143	0-0	.000	1-2	.500	1	0	1	1.6	1	2	2	0	1	3	4.6	
Totals		0	93	8-26	.308	1-6	.167	6-9	.667	2	6	8	1.6	10	11	11	0	7	23	4.6

Games played: 5  
Minutes/game: 18.6  
Points/game: 4.6  
FG Pct: 30.8  
3FG Pct: 16.7  
FT Pct: 66.7

Rebounds/game: 1.6  
Assists/game: 2.2  
Turnovers/game: 2.2  
Assist/turnover ratio: 1.0  
Steals/game: 1.4

## CAREER STATS

Season	gp-gs	min/avg	Total		3-Point		F-Throws		Rebounds				Scoring							
			fg-fga	pct	fg-fga	pct	ft-fa	pct	off	def	tot	avg	pf	fo	ast	to	blk	stl	pts	avg
2013	5-0	93/18.6	8-26	.308	1-6	.167	6-9	.667	2	6	8	1.6	10	0	11	11	0	7	23	4.6
TOTAL	5-0	93/18.6	8-26	.308	1-6	.167	6-9	.667	2	6	8	1.6	10	0	11	11	0	7	23	4.6

## CAA STATS

### Career Highs

Points: .....12 vs. USC Upstate (11/13/12)  
 FG: .....4 vs. USC Upstate (11/13/12)  
 FGA: .....8 vs. USC Upstate (11/13/12)  
 3PT-FG: .....1 vs. VCU (11/17/12)  
 3PT-FGA: .....3 vs. USC Upstate (11/13/12)  
 FT: .....1 (Twice)  
 FTA: .....2 (Twice)  
 Rebounds: .....3 at UMES (11/20/12)  
 Blocks:  
 Assists: .....4 vs. VCU (11/17/12)  
 Steals: .....2 (Three times)  
 Minutes: .....26 vs. California (11/30/12)

### Miscellaneous

	Season	Career
Double-Doubles:	0	0
20 or More Points:	0	0
Double Digit Scoring:	1	1
Double Digit Rebounds:	0	0
Leading Scorer:	0	0
Leading Rebounder:	0	0

# #11 ASHLEY

# BETZ-WHITE



Sophomore  
Guard  
5-4  
Mechanicsburg, Pennsylvania  
Trinity

## GAME HIGHS

Points	17	VCU (11/17/12)
	7	USC UPSTATE (11-13-12)
	3	at Md. Eastern Shore (11/20/12)
Field Goals Made	6	VCU (11/17/12)
	3	USC UPSTATE (11-13-12)
Field Goal Attempts	9	VCU (11/17/12)
	8	at Md. Eastern Shore (11/20/12)
FG Pct (min 5 made)	.667	(6-9) VCU (11/17/12)
3-Point Field Goals Made	2	VCU (11/17/12)
	1	USC UPSTATE (11-13-12)
3-Point FG Attempts	4	at Md. Eastern Shore (11/20/12)
	4	USC UPSTATE (11-13-12)
3-Pt FG Pct (min 2 made)	.667	(2-3) VCU (11/17/12)
Free Throws Made	3	VCU (11/17/12)
	1	at Md. Eastern Shore (11/20/12)
Free Throw Attempts	4	VCU (11/17/12)
	1	at Md. Eastern Shore (11/20/12)
FT Pct (min 3 made)	.750	(3-4) VCU (11/17/12)
Rebounds	5	at Md. Eastern Shore (11/20/12)
	3	VCU (11/17/12)
	3	at Virginia Tech (11/09/12)
Assists	4	USC UPSTATE (11-13-12)
	3	at Md. Eastern Shore (11/20/12)
	3	at Virginia Tech (11/09/12)
Steals	4	VCU (11/17/12)
	4	USC UPSTATE (11-13-12)
Turnovers	4	at Md. Eastern Shore (11/20/12)
	4	VCU (11/17/12)
Fouls	4	at Md. Eastern Shore (11/20/12)
	4	VCU (11/17/12)
Minutes	28	at Virginia Tech (11/09/12)
	25	VCU (11/17/12)

## GAME-BY-GAME

Opponent	Date	gs	min	Total		3-Pointers		Free throws		Rebounds				pf	a	t/o	blk	stl	pts	avg	
				fg-fga	pct	3fg-fga	pct	ft-fta	pct	off	def	tot	avg								
at Virginia Tech	11/09/12	*	28	0-4	.000	0-3	.000	0-0	.000	0	3	3	3.0	2	3	0	0	0	0	0.0	
USC UPSTATE	11-13-12	*	21	3-6	.500	1-4	.250	0-0	.000	0	0	0	1.5	1	4	2	0	4	7	3.5	
VCU	11/17/12	*	25	6-9	.667	2-3	.667	3-4	.750	2	1	3	2.0	4	1	4	0	4	17	8.0	
at Md. Eastern Shore	11/20/12	*	19	1-8	.125	0-4	.000	1-1	1.000	2	3	5	2.8	4	3	4	0	2	3	6.8	
CALIFORNIA	11-30-12	*	13	0-4	.000	0-1	.000	0-0	.000	0	2	2	2.6	2	0	0	0	1	0	5.4	
Totals			5	106	10-31	.323	3-15	.200	4-5	.800	4	9	13	2.6	13	11	10	0	11	27	5.4

Games played: 5  
Minutes/game: 21.2  
Points/game: 5.4  
FG Pct: 32.3  
3FG Pct: 20.0  
FT Pct: 80.0

Rebounds/game: 2.6  
Assists/game: 2.2  
Turnovers/game: 2.0  
Assist/turnover ratio: 1.1  
Steals/game: 2.2

## CAREER STATS

Season	gp-gs	min-avg	Total		3-Point		F-Throws		Rebounds				Scoring							
			fg-fga	pct	fg-fga	pct	ft-fta	pct	off	def	tot	avg	pf	fo	ast	to	blk	stl	pts	avg
2012	32-32	1000/31.3	82-260	.315	32-115	.278	62-84	.738	17	96	113	3.5	82	3	110	126	1	39	258	8.1
2013	5-5	106/21.2	10-31	.323	3-15	.200	4-5	.800	4	9	13	2.6	13	0	11	10	0	11	27	5.4
TOTAL	37-37	1106/29.9	92-291	.316	35-130	.269	66-89	.742	21	105	126	3.4	95	3	121	136	1	50	285	7.7

## CAA STATS

Year	GP/GS	Min-Avg.	FG-FGA/Pct.	3FG-3FGA/Pct.	FT-FTA/Pct.	Reb-Avg.	A	TO	BLK	STL	PTS-Avg.
2011-12	18/18	550-30.6	41-142/.289	14-59/.237	26-40/.650	64-3.6	74	66	0	28	122-6.8
TOTALS:	18/18	550-30.6	41-142/.289	14-59/.237	26-40/.650	64-3.6	74	66	0	28	122-6.8

## Career Highs

Points:	22	(Twice)
FG:	8	at W&M (1/26/12)
FGA:	13	(Twice)
3PT-FG:	5	vs. Virginia Tech (11/11/11)
3PT-FGA:	8	vs. Virginia Tech (11/11/11)
FT:	10	vs. Alabama (11/24/11)
FTA:	12	vs. Alabama (11/24/11)
Rebounds:	9	vs. James Madison (2/1/12)
Blocks:	1	vs. Richmond (11/20/11)
Assists:	7	(Twice)
Steals:	4	(Five times)
Minutes:	41	at George Washington (11/30/11)

## Miscellaneous

	Season	Career
Double-Doubles:	0	0
20 or More Points:	0	3
Double Digit Scoring:	1	10
Double Digit Rebounds:	0	0
Leading Scorer:	1	4
Leading Rebounder:	0	1



# #12 MYEISHA HALL



Sophomore  
Guard  
5-8  
West Palm Beach, Fla.  
Palm Beach Lakes

## GAME HIGHS

Points	11	VCU (11/17/12)
	8	CALIFORNIA (11-30-12)
	6	USC UPSTATE (11-13-12)
	4	at Md. Eastern Shore (11/20/12)
Field Goals Made	4	VCU (11/17/12)
	3	CALIFORNIA (11-30-12)
	3	USC UPSTATE (11-13-12)
Field Goal Attempts	12	VCU (11/17/12)
	9	CALIFORNIA (11-30-12)
3-Point Field Goals Made	2	VCU (11/17/12)
3-Point FG Attempts	4	VCU (11/17/12)
	2	at Md. Eastern Shore (11/20/12)
	2	USC UPSTATE (11-13-12)
3-Pt FG Pct (min 2 made)	.500 (2-4)	VCU (11/17/12)
Free Throws Made	2	CALIFORNIA (11-30-12)
	2	at Md. Eastern Shore (11/20/12)
Free Throw Attempts	2	CALIFORNIA (11-30-12)
	2	at Md. Eastern Shore (11/20/12)
	2	VCU (11/17/12)
Rebounds	8	VCU (11/17/12)
	4	at Md. Eastern Shore (11/20/12)
Assists	3	VCU (11/17/12)
	3	USC UPSTATE (11-13-12)
Steals	2	CALIFORNIA (11-30-12)
	1	at Md. Eastern Shore (11/20/12)
	1	VCU (11/17/12)
	1	at Virginia Tech (11/09/12)
Blocked Shots	1	CALIFORNIA (11-30-12)
	1	at Virginia Tech (11/09/12)
Turnovers	3	VCU (11/17/12)
Fouls	3	CALIFORNIA (11-30-12)
Minutes	28	VCU (11/17/12)
	23	CALIFORNIA (11-30-12)

## GAME-BY-GAME

Opponent	Date	gs	min	Total		3-Pointers		Free throws		Rebounds				pf	a	t/o	blk	stl	pts	avg	
				fg-fga	pct	3fg-fga	pct	ft-fga	pct	off	def	tot	avg								
at Virginia Tech	11/09/12	*	11	0-5	.000	0-1	.000	0-0	.000	1	1	2	2.0	2	0	2	1	1	0	0.0	
USC UPSTATE	11-13-12	*	19	3-7	.429	0-2	.000	0-0	.000	0	3	3	2.5	2	3	2	0	0	6	3.0	
VCU	11/17/12	*	28	4-12	.333	2-4	.500	1-2	.500	1	7	8	4.3	2	3	3	0	1	11	5.7	
at Md. Eastern Shore	11/20/12	*	22	1-4	.250	0-2	.000	2-2	1.000	0	4	4	4.3	2	1	2	0	1	4	5.3	
CALIFORNIA	11-30-12	*	23	3-9	.333	0-1	.000	2-2	1.000	0	1	1	3.6	3	1	2	1	2	8	5.8	
Totals			5	103	11-37	.297	2-10	.200	5-6	.833	2	16	18	3.6	11	8	11	2	5	29	5.8

Games played: 5  
Minutes/game: 20.6  
Points/game: 5.8  
FG Pct: 29.7  
3FG Pct: 20.0  
FT Pct: 83.3

Rebounds/game: 3.6  
Assists/game: 1.6  
Turnovers/game: 2.2  
Assist/turnover ratio: 0.7  
Steals/game: 1.0  
Blocks/game: 0.4

## CAREER STATS

Season	gp-gs	min-avg	Total		3-Point		F-Throws		Rebounds				Scoring							
			fg-fga	pct	fg-fga	pct	ft-fga	pct	off	def	tot	avg	pf	fo	ast	to	blk	stl	pts	avg
2012	32-1	523/16.3	56-187	.299	17-63	.270	40-67	.597	30	37	67	2.1	70	0	49	68	9	29	169	5.3
2013	5-5	103/20.6	11-37	.297	2-10	.200	5-6	.833	2	16	18	3.6	11	0	8	11	2	5	29	5.8
TOTAL	37-6	626/16.9	67-224	.299	19-73	.260	45-73	.616	32	53	85	2.3	81	0	57	79	11	34	198	5.4

## CAA STATS

Year	GP/GS	Min-Avg.	FG-FGA/Pct.	3FG-3FGA/Pct.	FT-FTA/Pct.	Reb-Avg.	A	TO	BLK	STL	PTS-Avg.
2011-12	18/1	285-15.8	36-113/.319	12-38/.316	20-33/.606	42-2.3	22	34	7	18	104-5.8
TOTALS:	18/1	285-15.8	36-113/.319	12-38/.316	20-33/.606	42-2.3	22	34	7	18	104-5.8

## Career Highs

Points: ..... 15 at Northeastern (1/8/12)  
 FG: ..... 5 (Three times)  
 FGA: ..... 13 at No. 12 Delaware (2/9/12)  
 3PT-FG: ..... 5 at Northeastern (1/8/12)  
 3PT-FGA: ..... 6 at Northeastern (1/8/12)  
 FT: ..... 4 vs. Virginia Tech (11/11/11)  
 FTA: ..... 8 vs. Virginia Tech (11/11/11)  
 Rebounds: ..... 8 vs. VCU (11/17/12)  
 Blocks: ..... 2 at UNCW (2/12/12)  
 Assists: ..... 4 (Three times)  
 Steals: ..... 3 (Twice)  
 Minutes: ..... 29 at George Washington (11/30/11)

## Miscellaneous

	Season	Career
Double-Doubles:	0	0
20 or More Points:	0	1
Double Digit Scoring:	0	4
Double Digit Rebounds:	0	0
Leading Scorer:	0	1
Leading Rebounder:	0	1

# #14 JACKIE COOK



Senior  
Guard/Forward  
6-0  
Hinckley, Ohio  
Regina

## GAME HIGHS

Points	24	USC UPSTATE (11-13-12)
	22	at Md. Eastern Shore (11/20/12)
	17	at Virginia Tech (11/09/12)
	12	VCU (11/17/12)
	8	CALIFORNIA (11-30-12)
Field Goals Made	10	USC UPSTATE (11-13-12)
	9	at Md. Eastern Shore (11/20/12)
Field Goal Attempts	14	at Md. Eastern Shore (11/20/12)
	13	at Virginia Tech (11/09/12)
FG Pct (min 5 made)	.833 (10-12)	USC UPSTATE (11-13-12)
	.643 (9-14)	at Md. Eastern Shore (11/20/12)
3-Point Field Goals Made	3	at Md. Eastern Shore (11/20/12)
	2	VCU (11/17/12)
	2	USC UPSTATE (11-13-12)
	2	at Virginia Tech (11/09/12)
3-Point FG Attempts	6	at Md. Eastern Shore (11/20/12)
	5	at Virginia Tech (11/09/12)
3-Pt FG Pct (min 2 made)	.667 (2-3)	VCU (11/17/12)
	.667 (2-3)	USC UPSTATE (11-13-12)
Free Throws Made	7	at Virginia Tech (11/09/12)
	2	CALIFORNIA (11-30-12)
	2	VCU (11/17/12)
	2	USC UPSTATE (11-13-12)
Free Throw Attempts	8	at Virginia Tech (11/09/12)
	4	CALIFORNIA (11-30-12)
FT Pct (min 3 made)	.875 (7-8)	at Virginia Tech (11/09/12)
Rebounds	10	VCU (11/17/12)
	9	at Virginia Tech (11/09/12)
Assists	3	VCU (11/17/12)
	3	USC UPSTATE (11-13-12)
	3	at Virginia Tech (11/09/12)
Steals	5	USC UPSTATE (11-13-12)
	3	at Virginia Tech (11/09/12)
Blocked Shots	1	CALIFORNIA (11-30-12)
	1	USC UPSTATE (11-13-12)
Turnovers	2	at Virginia Tech (11/09/12)
Fouls	3	CALIFORNIA (11-30-12)
	3	at Md. Eastern Shore (11/20/12)
Minutes	35	CALIFORNIA (11-30-12)
	34	VCU (11/17/12)

## GAME-BY-GAME

Opponent	Date	gs	min	Total		3-Pointers		Free throws		Rebounds				pf	a	t/o	blk	stl	pts	avg	
				fg-fga	pct	3fg-fga	pct	ft-fa	pct	off	def	tot	avg								
at Virginia Tech	11/09/12	*	33	4-13	.308	2-5	.400	7-8	.875	4	5	9	9.0	1	3	2	0	3	17	17.0	
USC UPSTATE	11-13-12	*	27	10-12	.833	2-3	.667	2-3	.667	3	2	5	7.0	2	3	1	1	5	24	20.5	
VCU	11/17/12	*	34	4-9	.444	2-3	.667	2-2	1.000	2	8	10	8.0	2	3	0	0	2	12	17.7	
at Md. Eastern Shore	11/20/12	*	26	9-14	.643	3-6	.500	1-2	.500	0	5	5	7.3	3	1	1	0	1	22	18.8	
CALIFORNIA	11-30-12	*	35	3-10	.300	0-2	.000	2-4	.500	3	4	7	7.2	3	2	0	1	2	8	16.6	
Totals			5	155	30-58	.517	9-19	.474	14-19	.737	12	24	36	7.2	11	12	4	2	13	83	16.6

Games played: 5  
Minutes/game: 31.0  
Points/game: 16.6  
FG Pct: 51.7  
3FG Pct: 47.4  
FT Pct: 73.7

Rebounds/game: 7.2  
Assists/game: 2.4  
Turnovers/game: 0.8  
Assist/turnover ratio: 3.0  
Steals/game: 2.6  
Blocks/game: 0.4

## CAREER STATS

Season	gp-gs	min/avg	Total		3-Point		F-Throws		Rebounds				Scoring							
			fg-fga	pct	fg-fga	pct	ft-fa	pct	off	def	tot	avg	pf	fo	ast	to	blk	stl	pts	avg
2010	30-1	494/16.5	55-139	.396	18-59	.305	17-30	.567	21	43	64	2.1	39	1	19	38	14	6	145	4.8
2011	31-6	671/21.6	70-210	.333	34-113	.301	26-43	.605	38	68	106	3.4	53	0	47	44	7	27	200	6.5
2012	30-29	838/27.9	100-242	.413	25-86	.291	73-87	.839	46	89	135	4.5	71	1	50	60	15	31	298	9.9
2013	5-5	155/31.0	30-58	.517	9-19	.474	14-19	.737	12	24	36	7.2	11	0	12	4	2	13	83	16.6
TOTAL	96-41	2158/22.5	255-649	.393	86-277	.310	130-179	.726	117	224	341	3.6	174	2	128	146	38	77	726	7.6

## CAA STATS

Year	GP/GS	Min-Avg.	FG-FGA/Pct.	3FG-3FGA/Pct.	FT-FTA/Pct.	Reb-Avg.	A	TO	BLK	STL	PTS-Avg.
2009-10	15/1	259-17.3	33-76/.434	12-34/.353	15-23/.652	37-2.5	10	21	9	3	93-6.2
2010-11	18/2	356-19.8	38-108/.352	17-58/.293	20-30/.667	46-2.6	24	21	5	16	113-6.3
2011-12	18/17	550-30.6	70-167/.419	19-59/.322	57-68/.838	92-5.1	27	40	6	21	216-12.0
TOTALS:	51/20	1165-22.8	141-351/.402	48-151/.318	92-121/.760	175-3.4	61	82	21	40	422-8.3

## Career Highs

Points: ..... 24 vs. USC Upstate (11/13/12)  
 FG: ..... 10 vs. USC Upstate (11/13/12)  
 FGA: ..... 14 (Three times)  
 3PT-FG: ..... 4 (Twice)  
 3PT-FGA: ..... 9 vs. Northeastern (2/10/11)  
 FT: ..... 8 at George Mason (12/4/11)  
 FTA: ..... 10 at George Mason (12/4/11)  
 Rebounds: ..... 11 vs. two teams  
 Blocks: ..... 3 vs. NC A&T (12/18/11)  
 Assists: ..... 5 Twice  
 Steals: ..... 5 vs. USC Upstate (11/13/12)  
 Minutes: ..... 41 at VCU (1/11/12)

## Miscellaneous

	Season	Career
Double-Doubles:	1	2
20 or More Points:	2	4
Double Digit Scoring:	4	27
Double Digit Rebounds:	1	4
Leading Scorer:	3	9
Leading Rebounder:	3	8

# #20 BRITTANY MARTIN



Freshman  
Center  
6-3  
Queens Village, N.Y.  
Bishop Ford

## GAME HIGHS

Field Goal Attempts	1	at Virginia Tech (11/09/12)
Rebounds	2	USC UPSTATE (11-13-12)
Fouls	1	USC UPSTATE (11-13-12)
Minutes	5	USC UPSTATE (11-13-12)
	2	VCU (11/17/12)
	2	at Virginia Tech (11/09/12)

## GAME-BY-GAME

Opponent	Date	gs	min	Total		3-Pointers		Free throws		Rebounds				pf	a	t/o	blk	stl	pts	avg
				fg-fga	pct	3fg-fga	pct	ft-fa	pct	off	def	tot	avg							
at Virginia Tech	11/09/12	2		0-1	.000	0-0	.000	0-0	.000	0	0	0	0.0	0	0	0	0	0	0	0.0
USC UPSTATE	11-13-12	5		0-0	.000	0-0	.000	0-0	.000	0	2	2	1.0	1	0	0	0	0	0	0.0
VCU	11/17/12	2		0-0	.000	0-0	.000	0-0	.000	0	0	0	0.7	0	0	0	0	0	0	0.0
at Md. Eastern Shore	11/20/12	1		0-0	.000	0-0	.000	0-0	.000	0	0	0	0.5	0	0	0	0	0	0	0.0
Totals		0	10	0-1	.000	0-0	.000	0-0	.000	0	2	2	0.5	1	0	0	0	0	0	0.0

Games played: 4  
Minutes/game: 2.5  
FG Pct: 0.0

Rebounds/game: 0.5

## CAREER STATS

Season	gp-gs	min/avg	Total		3-Point		F-Throws		Rebounds				Scoring								
			fg-fga	pct	fg-fga	pct	ft-fa	pct	off	def	tot	avg	pf	fo	ast	to	blk	stl	pts	avg	
2013	4-0	10/2.5	0-1	.000	0-0	.000	0-0	.000	0	2	2	0.5	1	0	0	0	0	0	0	0	0.0
TOTAL	4-0	10/2.5	0-1	.000	0-0	.000	0-0	.000	0	2	2	0.5	1	0	0	0	0	0	0	0	0.0

## CAA STATS

### Career Highs

Points:	.....
FG:	.....
FGA:	..... 1 at Virginia Tech (11/9/12)
3PT-FG:	.....
3PT-FGA:	.....
FT:	.....
FTA:	.....
Rebounds:	..... 2 vs. USC Upstate (11/13/12)
Blocks:	.....
Assists:	.....
Steals:	.....
Minutes:	..... 5 vs. USC Upstate (11/13/12)

### Miscellaneous

	Season	Career
Double-Doubles:	0	0
20 or More Points:	0	0
Double Digit Scoring:	0	0
Double Digit Rebounds:	0	0
Leading Scorer:	0	0
Leading Rebounder:	0	0

# #24 LAQUANDA YOUNGER



Freshman  
Guard  
5-10  
Newport News, Va.  
Warwick

## GAME HIGHS

Points	5	at Md. Eastern Shore (11/20/12)
	1	VCU (11/17/12)
	1	USC UPSTATE (11-13-12)
Field Goals Made	2	at Md. Eastern Shore (11/20/12)
Field Goal Attempts	4	at Md. Eastern Shore (11/20/12)
	3	USC UPSTATE (11-13-12)
3-Point Field Goals Made	1	at Md. Eastern Shore (11/20/12)
3-Point FG Attempts	3	USC UPSTATE (11-13-12)
	1	at Md. Eastern Shore (11/20/12)
	1	VCU (11/17/12)
Free Throws Made	1	VCU (11/17/12)
	1	USC UPSTATE (11-13-12)
Free Throw Attempts	2	VCU (11/17/12)
	2	USC UPSTATE (11-13-12)
Rebounds	1	USC UPSTATE (11-13-12)
Steals	1	at Md. Eastern Shore (11/20/12)
	1	USC UPSTATE (11-13-12)
Turnovers	1	at Md. Eastern Shore (11/20/12)
	1	USC UPSTATE (11-13-12)
	1	at Virginia Tech (11/09/12)
Minutes	11	USC UPSTATE (11-13-12)
	8	at Md. Eastern Shore (11/20/12)

## GAME-BY-GAME

Opponent	Date	gs	min	Total		3-Pointers		Free throws		Rebounds				pf	a	t/o	blk	stl	pts	avg
				fg-fga	pct	3fg-fga	pct	ft-fa	pct	off	def	tot	avg							
at Virginia Tech	11/09/12	4		0-0	.000	0-0	.000	0-0	.000	0	0	0	0.0	0	0	1	0	0	0	0.0
USC UPSTATE	11-13-12	11		0-3	.000	0-3	.000	1-2	.500	0	1	1	0.5	0	0	1	0	1	1	0.5
VCU	11/17/12	3		0-1	.000	0-1	.000	1-2	.500	0	0	0	0.3	0	0	0	0	0	1	0.7
at Md. Eastern Shore	11/20/12	8		2-4	.500	1-1	1.000	0-0	.000	0	0	0	0.3	0	0	1	0	1	5	1.8
CALIFORNIA	11-30-12	0		0-0	.000	0-0	.000	0-0	.000	0	0	0	0.2	0	0	0	0	0	0	1.4
Totals		0	26	2-8	.250	1-5	.200	2-4	.500	0	1	1	0.2	0	0	3	0	2	7	1.4

Games played: 5  
Minutes/game: 5.2  
Points/game: 1.4  
FG Pct: 25.0  
3FG Pct: 20.0  
FT Pct: 50.0

Rebounds/game: 0.2  
Turnovers/game: 0.6  
Steals/game: 0.4

## CAREER STATS

Season	gp-gs	min/avg	Total		3-Point		F-Throws		Rebounds				Scoring							
			fg-fga	pct	fg-fga	pct	ft-fa	pct	off	def	tot	avg	pf	fo	ast	to	blk	stl	pts	avg
2013	5-0	26/5.2	2-8	.250	1-5	.200	2-4	.500	0	1	1	0.2	0	0	0	3	0	2	7	1.4
TOTAL	5-0	26/5.2	2-8	.250	1-5	.200	2-4	.500	0	1	1	0.2	0	0	0	3	0	2	7	1.4

## CAA STATS

### Career Highs

Points: .....5 at UMES (11/20/12)  
 FG: .....2 at UMES (11/20/12)  
 FGA: .....4 at UMES (11/20/12)  
 3PT-FG: .....1 at UMES (11/20/12)  
 3PT-FGA: .....3 vs. USC Upstate (11/13/12)  
 FT: .....1 (Twice)  
 FTA: .....2 (Twice)  
 Rebounds: .....1 vs. USC Upstate (11/13/12)  
 Blocks: .....  
 Assists: .....  
 Steals: .....1 (Twice)  
 Minutes: .....11 vs. USC Upstate (11/13/12)

### Miscellaneous

	Season	Career
Double-Doubles:	0	0
20 or More Points:	0	0
Double Digit Scoring:	0	0
Double Digit Rebounds:	0	0
Leading Scorer:	0	0
Leading Rebounder:	0	0

# #32 TIFFANY MINOR



Sophomore  
Forward  
6-0  
Upper Marlboro, Md.  
The Maret School

## GAME HIGHS

Points	9	at Md. Eastern Shore (11/20/12)
	9	VCU (11/17/12)
	5	at Virginia Tech (11/09/12)
	2	USC UPSTATE (11-13-12)
Field Goals Made	3	at Md. Eastern Shore (11/20/12)
	3	VCU (11/17/12)
Field Goal Attempts	5	at Md. Eastern Shore (11/20/12)
	4	VCU (11/17/12)
	4	at Virginia Tech (11/09/12)
3-Point Field Goals Made	1	at Md. Eastern Shore (11/20/12)
	1	VCU (11/17/12)
	1	at Virginia Tech (11/09/12)
3-Point FG Attempts	2	at Md. Eastern Shore (11/20/12)
	2	USC UPSTATE (11-13-12)
	2	at Virginia Tech (11/09/12)
Free Throws Made	2	at Md. Eastern Shore (11/20/12)
	2	VCU (11/17/12)
Free Throw Attempts	3	at Md. Eastern Shore (11/20/12)
	2	VCU (11/17/12)
Rebounds	5	at Md. Eastern Shore (11/20/12)
	4	CALIFORNIA (11-30-12)
Assists	2	at Md. Eastern Shore (11/20/12)
	2	USC UPSTATE (11-13-12)
Steals	2	USC UPSTATE (11-13-12)
Blocked Shots	1	at Md. Eastern Shore (11/20/12)
	1	VCU (11/17/12)
	1	at Virginia Tech (11/09/12)
Turnovers	1	CALIFORNIA (11-30-12)
	1	at Md. Eastern Shore (11/20/12)
	1	at Virginia Tech (11/09/12)
Fouls	2	CALIFORNIA (11-30-12)
Minutes	25	at Md. Eastern Shore (11/20/12)
	18	VCU (11/17/12)

## GAME-BY-GAME

Opponent	Date	gs	min	Total		3-Pointers		Free throws		Rebounds				pf	a	t/o	blk	stl	pts	avg
				fg-fga	pct	3fg-fga	pct	ft-fa	pct	off	def	tot	avg							
at Virginia Tech	11/09/12	12	2-4	.500	1-2	.500	0-0	.000	1	2	3	3.0	1	0	1	1	0	5	5.0	
USC UPSTATE	11-13-12	17	1-3	.333	0-2	.000	0-0	.000	0	3	3	3.0	1	2	0	0	2	2	3.5	
VCU	11/17/12	18	3-4	.750	1-1	1.000	2-2	1.000	0	2	2	2.7	1	0	0	1	0	9	5.3	
at Md. Eastern Shore	11/20/12	25	3-5	.600	1-2	.500	2-3	.667	0	5	5	3.3	1	2	1	1	0	9	6.3	
CALIFORNIA	11-30-12	13	0-3	.000	0-1	.000	0-0	.000	1	3	4	3.4	2	0	1	0	0	0	5.0	
Totals		0	85	9-19	.474	3-8	.375	4-5	.800	2	15	17	3.4	6	4	3	3	2	25	5.0

Games played: 5  
Minutes/game: 17.0  
Points/game: 5.0  
FG Pct: 47.4  
3FG Pct: 37.5  
FT Pct: 80.0

Rebounds/game: 3.4  
Assists/game: 0.8  
Turnovers/game: 0.6  
Assist/turnover ratio: 1.3  
Steals/game: 0.4  
Blocks/game: 0.6

## CAREER STATS

Season	gp-gs	min/avg	Total		3-Point		F-Throws		Rebounds				pf	fo	ast	to	blk	stl	Scoring	
			fg-fga	pct	fg-fga	pct	ft-fa	pct	off	def	tot	avg							pts	avg
2012	32-0	451/14.1	36-121	.298	15-60	.250	12-23	.522	17	52	69	2.2	38	0	18	20	8	23	99	3.1
2013	5-0	85/17.0	9-19	.474	3-8	.375	4-5	.800	2	15	17	3.4	6	0	4	3	3	2	25	5.0
TOTAL	37-0	536/14.5	45-140	.321	18-68	.265	16-28	.571	19	67	86	2.3	44	0	22	23	11	25	124	3.4

## CAA STATS

Year	GP/GS	Min-Avg.	FG-FGA/Pct.	3FG-3FGA/Pct.	FT-FTA/Pct.	Reb-Avg.	A	TO	BLK	STL	PTS-Avg.
2011-12	18/0	262-14.1	19-64/.297	7-30/.233	8-16/.500	40-2.2	9	10	3	10	53-2.9
TOTALS:	18/0	262-14.1	19-64/.297	7-30/.233	8-16/.500	40-2.2	9	10	3	10	53-2.9

## Career Highs

Points: ..... 10 vs. Northeastern (2/23/12)  
 FG: ..... 4 vs. Northeastern (2/23/12)  
 FGA: ..... 9 vs. Northeastern (2/23/12)  
 3PT-FG: ..... 2 vs. Northeastern (2/23/12)  
 3PT-FGA: ..... 8 at Stanford (11/17/11)  
 FT: ..... 2 (4 times)  
 FTA: ..... 3 (3 times)  
 Rebounds: ..... 6 at VCU (11/11/12)  
 Blocks: ..... 2 Virginia Tech (11/11/11)  
 Assists: ..... 2 (Four times)  
 Steals: ..... 3 (Twice)  
 Minutes: ..... 28 at Stanford (11/17/11)

## Miscellaneous

	Season	Career
Double-Doubles:	0	0
20 or More Points:	0	0
Double Digit Scoring:	0	1
Double Digit Rebounds:	0	0
Leading Scorer:	0	0
Leading Rebounder:	0	0

# #50 QUEEN TIYE JACKSON



Sophomore  
Forward  
6-0  
Ewing, N.J.  
Trenton Catholic

## GAME HIGHS

Minutes

1

at Md. Eastern Shore (11/20/12)

## GAME-BY-GAME

Opponent	Date	gs	min	Total		3-Pointers		Free throws		Rebounds				pf	a	t/o	blk	stl	pts	avg
				fg-fga	pct	3fg-fga	pct	ft-fa	pct	off	def	tot	avg							
at Md. Eastern Shore	11/20/12	1		0-0	.000	0-0	.000	0-0	.000	0	0	0	0.0	0	0	0	0	0	0	0.0
Totals		0	1	0-0	.000	0-0	.000	0-0	.000	0	0	0	0.0	0	0	0	0	0	0	0.0

Games played: 1  
Minutes/game: 1.0

## CAREER STATS

Season	gp-gs	min/avg	Total		3-Point		F-Throws		Rebounds				Scoring							
			fg-fga	pct	fg-fga	pct	ft-fa	pct	off	def	tot	avg	pf	fo	ast	to	blk	stl	pts	avg
2012	13-0	49/3.8	2-22	.091	0-8	.000	0-1	.000	9	6	15	1.2	6	0	4	3	2	0	4	0.3
2013	1-0	1/1.0	0-0	.000	0-0	.000	0-0	.000	0	0	0	0.0	0	0	0	0	0	0	0	0.0
TOTAL	14-0	50/3.6	2-22	.091	0-8	.000	0-1	.000	9	6	15	1.1	6	0	4	3	2	0	4	0.3

## CAA STATS

Year	GP/GS	Min-Avg.	FG-FGA/Pct.	3FG-3FGA/Pct.	FT-FTA/Pct.	Reb-Avg.	A	TO	BLK	STL	PTS-Avg.
2011-12	4/0	10-2.5	0-5/.000	0-3/.000	0-0/.000	2-0.7	1	0	1	0	0-0.0
TOTALS:	4/0	10-2.5	0-5/.000	0-3/.000	0-0/.000	2-0.7	1	0	1	0	0-0.0

## Career Highs

Points: ..... 2 (Twice)  
 FG: ..... 1 (Twice)  
 FGA: ..... 5 at Stanford  
 3PT-FG: .....  
 3PT-FGA: ..... 1 (Eight times)  
 FT: .....  
 FTA: ..... 1 at Georgia Tech  
 Rebounds: ..... 4 vs. UMES (12/21/11)  
 Blocks: ..... 1 (Twice)  
 Assists: ..... 1 (Four Times)  
 Steals: .....  
 Minutes: ..... 10 at Stanford (11/17/11)

## Miscellaneous

	Season	Career
Double-Doubles:	0	0
20 or More Points:	0	0
Double Digit Scoring:	0	0
Double Digit Rebounds:	0	0
Leading Scorer:	0	0
Leading Rebounder:	0	0

# #53 SHAKEVA RICHARDS



Junior  
Forward  
6-2  
Griffin, Georgia  
Spalding

## GAME HIGHS

Points	9	VCU (11/17/12)
	6	USC UPSTATE (11-13-12)
	2	CALIFORNIA (11-30-12)
Field Goals Made	4	VCU (11/17/12)
	2	USC UPSTATE (11-13-12)
Field Goal Attempts	7	VCU (11/17/12)
	4	USC UPSTATE (11-13-12)
3-Point Field Goals Made	1	USC UPSTATE (11-13-12)
3-Point FG Attempts	2	USC UPSTATE (11-13-12)
	1	CALIFORNIA (11-30-12)
Free Throws Made	1	VCU (11/17/12)
	1	USC UPSTATE (11-13-12)
Free Throw Attempts	2	USC UPSTATE (11-13-12)
	1	VCU (11/17/12)
Rebounds	5	at Md. Eastern Shore (11/20/12)
	4	at Virginia Tech (11/09/12)
Assists	3	VCU (11/17/12)
	1	at Md. Eastern Shore (11/20/12)
Steals	1	at Md. Eastern Shore (11/20/12)
Blocked Shots	2	CALIFORNIA (11-30-12)
Turnovers	2	VCU (11/17/12)
Fouls	3	CALIFORNIA (11-30-12)
	3	at Md. Eastern Shore (11/20/12)
Minutes	23	VCU (11/17/12)
	21	at Md. Eastern Shore (11/20/12)

## GAME-BY-GAME

Opponent	Date	gs	min	Total		3-Pointers		Free throws			Rebounds				pf	a	t/o	blk	stl	pts	avg
				fg-fga	pct	3fg-fga	pct	ft-fa	pct	off	def	tot	avg								
at Virginia Tech	11/09/12	*	17	0-2	.000	0-0	.000	0-0	.000	0	4	4	4.0	1	0	0	0	0	0	0	0.0
USC UPSTATE	11-13-12	*	18	2-4	.500	1-2	.500	1-2	.500	2	0	2	3.0	1	0	1	0	0	0	6	3.0
VCU	11/17/12	*	23	4-7	.571	0-0	.000	1-1	1.000	1	1	2	2.7	2	3	2	0	0	0	9	5.0
at Md. Eastern Shore	11/20/12	*	21	0-2	.000	0-0	.000	0-0	.000	3	2	5	3.3	3	1	1	0	1	0	0	3.8
CALIFORNIA	11-30-12	*	20	1-3	.333	0-1	.000	0-0	.000	2	1	3	3.2	3	0	1	2	0	2	3.4	
Totals			99	7-18	.389	1-3	.333	2-3	.667	8	8	16	3.2	10	4	5	2	1	17	3.4	

Games played: 5  
Minutes/game: 19.8  
Points/game: 3.4  
FG Pct: 38.9  
3FG Pct: 33.3  
FT Pct: 66.7

Rebounds/game: 3.2  
Assists/game: 0.8  
Turnovers/game: 1.0  
Assist/turnover ratio: 0.8  
Steals/game: 0.2  
Blocks/game: 0.4

## CAREER STATS

Season	gp-gs	min/avg	Total		3-Point		F-Throws		Rebounds				Scoring							
			fg-fga	pct	fg-fga	pct	ft-fa	pct	off	def	tot	avg	pf	fo	ast	to	blk	stl	pts	avg
2011	30-2	335/11.2	23-66	.348	0-1	.000	14-16	.875	18	21	39	1.3	42	0	4	14	16	5	60	2.0
2012	31-17	536/17.3	57-126	.452	3-7	.429	22-32	.688	30	49	79	2.5	55	0	10	25	19	7	139	4.5
2013	5-5	99/19.8	7-18	.389	1-3	.333	2-3	.667	8	8	16	3.2	10	0	4	5	2	1	17	3.4
TOTAL	66-24	970/14.7	87-210	.414	4-11	.364	38-51	.745	56	78	134	2.0	107	0	18	44	37	13	216	3.3

## CAA STATS

### Career Highs

Points: ..... 18 vs. Louisiana Tech (11/25/11)  
 FG: ..... 7 vs. Louisiana Tech (11/25/11)  
 FGA: ..... 11 (Twice)  
 3PT-FG: ..... 1 (Three Times)  
 3PT-FGA: ..... 2 (Twice)  
 FT: ..... Twice  
 FTA: ..... 5 vs. Louisiana Tech (11/25/11)  
 Rebounds: ..... 6 at UNCW (2/12/12)  
 Blocks: ..... 3 (Four times)  
 Assists: ..... 3 vs. VCU (11/17/12)  
 Steals: ..... 1 (11 times)  
 Minutes: ..... 29 vs. Louisiana Tech (11/25/11)

### Miscellaneous

	Season	Career
Double-Doubles:	0	0
20 or More Points:	0	0
Double Digit Scoring:	0	3
Double Digit Rebounds:	0	0
Leading Scorer:	0	2
Leading Rebounder:	0	0

# 2012-13 BOX SCORES



## Official Basketball Box Score -- Game Totals -- Final Statistics Old Dominion vs Virginia Tech 11/09/12 2:00 PM at Cassell Coliseum, Blacksburg, Va.



### Old Dominion 55 • 1-0

#	Player	Total			3-Ptr			Rebounds			PF	TP	A	TO	Blk	Stl	Min
		FG-FGA	FG-FGA	FT-FTA	FG-FGA	FG-FGA	FT-FTA	Off	Def	Tot							
01	Kelley, Shae	f	5-10	0-1	4-9	3	6	9	3	14	2	3	1	1	31		
53	Richards, Shakeva	f	0-2	0-0	0-0	0	4	4	1	0	0	0	0	17			
11	Betz-White, Ashley	g	0-4	0-3	0-0	0	3	3	2	0	3	0	0	28			
12	Hall, Myeisha	g	0-5	0-1	0-0	1	1	2	2	0	0	2	1	11			
14	Cook, Jackie	g	4-13	2-5	7-8	4	5	9	1	17	3	2	0	33			
03	Buchan, Mairi	g	4-7	2-4	0-0	1	0	1	1	10	0	3	0	23			
04	Allison, Rebecca	g	3-4	1-2	0-1	1	7	8	2	7	1	3	1	27			
05	Goodhope, Galaisha	g	1-4	0-0	0-0	0	2	2	0	2	2	1	0	12			
20	Martin, Brittany	g	0-1	0-0	0-0	0	0	0	0	0	0	0	0	2			
24	Younger, LaQuanda	g	0-0	0-0	0-0	0	0	0	0	0	1	0	0	4			
32	Minor, Tiffany	g	2-4	1-2	0-0	1	2	3	1	5	0	1	1	12			
Team						1	5	6									
Totals			19-54	6-18	11-18	12	35	47	13	55	11	16	4	7	200		

FG % 1st Half: 8-27 29.6% 2nd half: 11-27 40.7% Game: 19-54 35.2% Deadball Rebounds 2  
 3FG % 1st Half: 1-6 16.7% 2nd half: 5-12 41.7% Game: 6-18 33.3%  
 FT % 1st Half: 4-7 57.1% 2nd half: 7-11 63.6% Game: 11-18 61.1%

### Virginia Tech 35 • 0-1

#	Player	Total			3-Ptr			Rebounds			PF	TP	A	TO	Blk	Stl	Min
		FG-FGA	FG-FGA	FT-FTA	FG-FGA	FG-FGA	FT-FTA	Off	Def	Tot							
24	Tajiah Campbell	f	2-3	0-0	1-2	2	5	7	4	5	0	1	2	1	28		
22	Porschia Hadley	c	4-9	0-1	0-0	3	4	7	2	8	0	0	0	0	20		
03	Aerial Wilson	g	1-9	0-2	0-0	0	0	0	2	2	2	3	0	1	25		
13	Alyssa Fenyn	g	2-5	0-0	2-3	1	4	5	3	6	3	0	1	0	25		
31	Monet Teller	g	0-9	0-4	1-2	0	9	9	1	1	2	3	0	1	26		
10	Lauren Evans	g	1-5	0-0	1-2	0	0	0	1	3	0	2	0	2	24		
20	Nia Evans	g	4-4	0-0	0-0	0	1	1	1	8	0	1	0	0	19		
21	Alex Kiss-Rusk	g	0-2	0-0	0-0	0	1	1	0	0	0	2	0	1	14		
32	Alexis Lloyd	g	0-9	0-5	2-2	1	2	3	2	2	0	3	0	1	14		
33	Kelsey Conyers	g	0-1	0-0	0-0	0	0	0	1	0	0	1	0	0	5		
Team						2	2	4									
Totals			14-56	0-12	7-11	9	28	37	17	35	7	16	3	7	200		

FG % 1st Half: 6-31 19.4% 2nd half: 8-25 32.0% Game: 14-56 25.0% Deadball Rebounds 2  
 3FG % 1st Half: 0-8 0.0% 2nd half: 0-4 0.0% Game: 0-12 0.0%  
 FT % 1st Half: 1-1 100.0% 2nd half: 6-10 60.0% Game: 7-11 63.6%

Officials: Susan Blauch, Karen Preato, Bob Enterline  
 Technical fouls: Old Dominion-None, Virginia Tech-None.  
 Attendance: 1631

Score by periods	1st	2nd	Total
Old Dominion	21	34	55
Virginia Tech	13	22	35

	In	Off	2nd	Fast	Bench
Points	Paint	T/O	Chance	Break	
ODU	20	14	11	10	24
VT	20	4	3	6	13

Last FG - ODU 2nd-03:55, VT 2nd-03:32.  
 Largest lead - ODU by 21 2nd-03:55, VT by 2 1st-07:09.

Score tied - 1 time.  
 Lead changed - 6 times.

## Official Basketball Box Score -- Game Totals -- Final Statistics USC Upstate vs Old Dominion 11-13-12 7:00 p.m. at Constant Center- Norfolk, VA

### USC Upstate 46 • 0-2

#	Player	Total			3-Ptr			Rebounds			PF	TP	A	TO	Blk	Stl	Min
		FG-FGA	FG-FGA	FT-FTA	FG-FGA	FG-FGA	FT-FTA	Off	Def	Tot							
15	McROBERTS, Lauren	f	0-0	0-0	0-2	0	0	0	0	0	0	0	2	0	0	9	
30	JENKINS, KeArrow	f	1-4	0-0	2-2	0	1	1	0	4	0	0	0	0	13		
10	SMITH, Tyra	g	1-3	0-0	2-2	0	3	3	2	4	6	7	0	1	31		
13	OHL, Hannah	g	0-1	0-1	0-0	0	1	1	0	0	1	2	0	2	15		
23	COPNEY, Tee'Ara	g	0-5	0-2	0-0	0	3	3	1	0	2	3	0	1	25		
01	HAWKINS, Tweety	g	1-4	0-0	0-0	0	0	0	0	2	2	7	0	0	13		
03	HADDOCK, Travonda	g	0-2	0-0	1-2	2	2	4	0	1	0	1	0	0	10		
05	COOPER, Shanice	g	0-1	0-0	0-0	0	2	2	0	0	1	3	0	0	13		
11	CLENCY, Brittany	g	0-5	0-1	0-0	0	1	1	2	0	1	2	0	0	14		
24	McALLISTER, Valese	g	4-4	0-0	0-0	1	1	2	2	8	0	1	0	1	9		
31	HERR, Maddie	g	0-1	0-1	0-0	0	0	0	0	0	0	0	0	0	7		
32	HICKS, Shelby	g	4-5	0-0	2-2	5	4	9	2	10	0	2	1	2	20		
34	STARLING, Brittany	g	7-7	1-1	2-4	4	0	4	1	17	0	4	1	0	21		
Team						0	3	3									
Totals			18-42	1-6	9-14	12	21	33	11	46	13	34	2	7	200		

FG % 1st Half: 11-22 50.0% 2nd half: 7-20 35.0% Game: 18-42 42.9% Deadball Rebounds 2  
 3FG % 1st Half: 1-4 25.0% 2nd half: 0-2 0.0% Game: 1-6 16.7%  
 FT % 1st Half: 2-2 100.0% 2nd half: 7-12 58.3% Game: 9-14 64.3%

### Old Dominion 77 • 2-0

#	Player	Total			3-Ptr			Rebounds			PF	TP	A	TO	Blk	Stl	Min
		FG-FGA	FG-FGA	FT-FTA	FG-FGA	FG-FGA	FT-FTA	Off	Def	Tot							
14	Cook, Jackie	f	10-12	2-3	2-3	3	2	5	2	24	3	1	1	5	27		
53	Richards, Shakeva	f	2-4	1-2	1-2	2	0	2	1	6	0	1	0	0	18		
01	Kelley, Shae	g	5-12	0-0	0-0	5	2	7	2	10	4	1	0	0	27		
11	Betz-White, Ashley	g	3-6	1-4	0-0	0	0	0	1	7	4	2	0	4	21		
12	Hall, Myeisha	g	3-7	0-2	0-0	0	3	3	2	6	3	2	0	0	19		
03	Buchan, Mairi	g	3-6	1-3	2-2	1	1	2	0	9	1	1	0	1	20		
04	Allison, Rebecca	g	0-2	0-1	0-0	0	2	2	1	0	3	2	1	0	16		
05	Goodhope, Galaisha	g	4-8	0-3	4-5	0	0	0	2	12	1	0	0	2	19		
20	Martin, Brittany	g	0-0	0-0	0-0	0	2	2	1	0	0	0	0	0	5		
24	Younger, LaQuanda	g	0-3	0-3	1-2	0	1	1	0	1	0	1	0	1	11		
32	Minor, Tiffany	g	1-3	0-2	0-0	0	3	3	1	2	2	0	0	2	17		
Team						1	1	2									
Totals			31-63	5-23	10-14	14	15	29	13	77	18	16	3	15	200		

FG % 1st Half: 17-34 50.0% 2nd half: 14-29 48.3% Game: 31-63 49.2% Deadball Rebounds 1  
 3FG % 1st Half: 3-13 23.1% 2nd half: 2-10 20.0% Game: 5-23 21.7%  
 FT % 1st Half: 4-5 80.0% 2nd half: 6-9 66.7% Game: 10-14 71.4%

Officials: Lawson Newton, Eric Brewton, Meadow Overstreet  
 Technical fouls: USC Upstate-None, Old Dominion-None.  
 Attendance: 2108

Score by periods	1st	2nd	Total
USC Upstate	25	21	46
Old Dominion	41	36	77

	In	Off	2nd	Fast	Bench
Points	Paint	T/O	Chance	Break	
UPST	30	13	10	6	38
ODU	45	34	16	17	24

Last FG - UPST 2nd-02:40, ODU 2nd-02:17.  
 Largest lead - UPST None, ODU by 33 2nd-09:35.

Score tied - 0 times.  
 Lead changed - 0 times.

## Official Basketball Box Score -- Game Totals -- Final Statistics VCU vs Old Dominion 11/17/12 7:00 PM at Norfolk, Va. (Constant Center)

### VCU 51 • 0-3

#	Player	Total			3-Ptr			Rebounds			PF	TP	A	TO	Blk	Stl	Min
		FG-FGA	FG-FGA	FT-FTA	FG-FGA	FG-FGA	FT-FTA	Off	Def	Tot							
24	PARKS, Robyn	f	6-18	0-0	2-6	4	6	10	2	14	1	4	1	0	37		
30	HENRY, Shekinah	f	4-8	0-0	1-3	6	6	12	1	9	0	1	0	1	23		
03	GREEN, Carleeda	g	2-6	1-2	1-4	1	3	4	4	6	3	7	0	0	24		
22	WILLIAMS, Zakia	g	2-7	0-0	2-3	4	0	4	3	6	3	3	0	1	30		
23	PELLECHIO, Jessica	g	1-9	0-6	0-0	1	2	3	1	2	2	2	0	2	28		
01	ATWATER, Kaneisha	g	0-2	0-0	1-2	2	0	2	2	1	1	5	0	2	11		
05	ROBYN, Melanie	g	0-0	0-0	0-0	0	0	0	0	0	0	0	0	0	1		
11	HOBSON, Robyn	g	0-3	0-2	0-0	0	2	2	1	0	1	1	0	1	13		
13	KOIVUNEN, Janniina	g	1-3	1-2	0-1	2	2	4	0	3	0	0	0	0	14		
14	ADEBAYO, Daphne	g	1-1	0-0	0-0	0	1	1	0	2	0	1	0	1	4		
20	ALAEZE, Adaeze	g	4-10	0-1	0-1	0	2	2	3	8	2	1	1	0	15		
Team						5	0	5									
Totals			21-67	2-13	7-20	25	24	49	17	51	13						



# 2012-13 BOX SCORES

**Official Basketball Box Score -- Game Totals -- Final Statistics**  
**California vs Old Dominion**  
**11-30-12 7:00 p.m. at Constant Center/ Norfolk, VA**

**California 63 • 6-0 #10/11**

##	Player	Total		3-Ptr	Rebounds			PF	TP	A	TO	Blk	Stl	Min	
		FG-FGA	FG-FGA	FT-FTA	Off	Def	Tot								
25	Brandon, Gennifer	f	4-15	0-0	1-2	5	12	17	3	9	0	7	2	2	27
33	Caldwell, Talia	f	4-6	0-0	2-9	4	6	10	4	10	0	2	0	0	24
02	Jemerigbe, Afure	g	3-9	0-3	0-0	4	4	8	1	6	1	3	1	2	35
15	Boyd, Brittany	g	4-8	0-1	5-6	1	3	4	4	13	3	2	1	0	20
23	Clarendon, Layshia	g	4-10	1-3	6-10	0	6	6	4	15	2	4	1	1	39
04	Pierre, Eliza		0-2	0-1	1-2	1	3	4	3	1	4	1	1	2	24
21	Gray, Reshanda		3-6	0-0	1-3	2	3	5	3	7	0	4	0	0	18
30	Lyles, Mikayla		0-0	0-0	0-0	0	0	0	2	0	0	0	0	0	2
40	Hartman, Justine		1-4	0-0	0-0	3	0	3	1	2	0	2	0	1	11
	Team					7	2	9							
<b>Totals</b>			<b>23-60</b>	<b>1-8</b>	<b>16-32</b>	<b>27</b>	<b>39</b>	<b>66</b>	<b>25</b>	<b>63</b>	<b>10</b>	<b>25</b>	<b>6</b>	<b>8</b>	<b>200</b>
FG % 1st Half:		12-33	36.4%	2nd half:	11-27	40.7%	Game:		23-60	38.3%	Deadball				
3FG % 1st Half:		0-3	0.0%	2nd half:	1-5	20.0%	Game:		1-8	12.5%	Rebounds		6		
FT % 1st Half:		7-16	43.8%	2nd half:	9-16	56.3%	Game:		16-32	50.0%					

**Old Dominion 47 • 4-1**

##	Player	Total		3-Ptr	Rebounds			PF	TP	A	TO	Blk	Stl	Min	
		FG-FGA	FG-FGA	FT-FTA	Off	Def	Tot								
01	Kelley, Shae	f	8-19	0-0	5-14	2	5	7	4	21	0	4	2	1	35
53	Richards, Shakeva	f	1-3	0-1	0-0	2	1	3	3	2	0	1	2	0	20
11	Betz-White, Ashley	g	0-4	0-1	0-0	0	2	2	2	0	0	0	0	1	13
12	Hall, Myeisha	g	3-9	0-1	2-2	0	1	1	3	8	1	2	1	2	23
14	Cook, Jackie	g	3-10	0-2	2-4	3	4	7	3	8	2	0	1	2	35
03	Buchan, Mairi		0-2	0-1	0-0	1	1	2	0	0	1	1	1	0	17
04	Allison, Rebecca		1-3	0-1	3-4	0	3	3	2	5	2	2	0	1	18
05	Goodhope, Galaisha		1-7	0-0	1-2	1	0	1	1	3	2	2	0	1	26
24	Younger, LaQuanda		0-0	0-0	0-0	0	0	0	0	0	0	0	0	0	0+
32	Minor, Tiffany		0-3	0-1	0-0	1	3	4	2	0	0	1	0	0	13
	Team					3	0	3							
<b>Totals</b>			<b>17-60</b>	<b>0-8</b>	<b>13-26</b>	<b>13</b>	<b>20</b>	<b>33</b>	<b>20</b>	<b>47</b>	<b>8</b>	<b>13</b>	<b>7</b>	<b>8</b>	<b>200</b>
FG % 1st Half:		6-29	20.7%	2nd half:	11-31	35.5%	Game:		17-60	28.3%	Deadball				
3FG % 1st Half:		0-4	0.0%	2nd half:	0-4	0.0%	Game:		0-8	0.0%	Rebounds		4		
FT % 1st Half:		8-16	50.0%	2nd half:	5-10	50.0%	Game:		13-26	50.0%					

Officials: Susan Blanch, Carla Fountain, Jennifer Rezac  
 Technical fouls: California-None. Old Dominion-Team.  
 Attendance: 3003

Score by periods	1st	2nd	Total
California	31	32	63
Old Dominion	20	27	47

Points	In	Off	2nd	Fast	Bench
	Paint	T/O	Chance	Break	
CAL	42	10	19	10	10
ODU	30	23	9	6	8

Last FG - CAL 2nd-01:59, ODU 2nd-08:35.  
 Largest lead - CAL by 16 2nd-00:48, ODU by 2 1st-19:30.

Score tied - 3 times.  
 Lead changed - 1 time.

## STARTING LINE-UPS

at Virginia Tech	Hall	Betz-White	Cook	Kelley	Richards	.....	1-0
USC Upstate	Hall	Betz-White	Cook	Kelley	Richards	.....	2-0
VCU	Hall	Betz-White	Cook	Kelley	Richards	.....	3-0
at UMES	Hall	Betz-White	Cook	Kelley	Richards	.....	4-0
#10/11 California	Hall	Betz-White	Cook	Kelley	Richards	.....	4-1
Dartmouth							
N.C. Central							
at UNLV							
vs. TBA							
vs. TBA							
S.C. State							
Pittsburgh							
at Georgia State*							
Towson*							
Delaware*							
at UNCW*							
at Hofstra*							
Georgia State*							
at William & Mary*							
Drexel*							
UNCW*							
at George Mason*							
at Drexel*							
James Madison*							
at Delaware*							
Northeastern*							
William & Mary*							
Hofstra*							
at James Madison*							
at Northeastern*							

## LEAD/DEFICIT CHART

<u>Opponent</u>	<u>Largest Lead</u>	<u>Largest Deficit</u>
at Virginia Tech	21 - 3:55 in 2nd	2 - 7:09 in 1st
USC Upstate	33 - 9:35 in 2nd	None
VCU	25 - 15:00 in 2nd	2 - 19:02 in 1st
at UMES	20 - 4:07 in 2nd	3 - 5:35 in 1st
#10/11 California	2 - 19:30 in 1st	16 - 0:48 in 2nd
Dartmouth		
N.C. Central		
at UNLV		
vs. TBA		
vs. TBA		
S.C. State		
Pittsburgh		
at Georgia State*		
Towson*		
Delaware*		
at UNCW*		
at Hofstra*		
Georgia State*		
at William & Mary*		
Drexel*		
UNCW*		
at George Mason*		
at Drexel*		
James Madison*		
at Delaware*		
Northeastern*		
William & Mary*		
Hofstra*		
at James Madison*		
at Northeastern*		

## GAME-BY-GAME COMPARISON

**Old Dominion Women's Basketball 2012-13**  
**Old Dominion Team Game-by-Game Comparison (as of Nov 30, 2012)**  
**All games**

Opponent	1st	2nd	Score	Mar	Total FG	FG Pct	3-Pointers	3FG Pct	Free Throws	FT Pct	Rebounds	Assist	T/Over	Block	Steal	Fouls
Virginia Tech	21/13	34/22	55-35	+20	19-54/14-56	.352/.250	6-18/0-12	.333/.000	11-18/7-11	.611/.636	47/37 +10	11/7	16/16	4/3	7/7	13/17
USC UPSTATE	41/25	36/21	77-46	+31	31-63/18-42	.492/.429	5-23/1-6	.217/.167	10-14/9-14	.714/.643	29/33 (4)	18/13	16/34	3/2	15/7	13/11
VCU	38/26	36/25	74-51	+23	27-61/21-67	.443/.313	8-18/2-13	.444/.154	12-16/7-20	.750/.350	41/49 (8)	20/13	20/25	6/2	11/8	20/17
Md. Eastern Shore	26/17	36/29	62-46	+16	25-56/13-53	.446/.245	5-17/4-18	.294/.222	7-13/16-28	.538/.571	46/34 +12	16/8	26/24	2/0	12/8	21/18
CALIFORNIA	20/31	27/32	47-63	(16)	17-60/23-60	.283/.383	0-8/1-8	.000/.125	13-26/16-32	.500/.500	33/66 (33)	8/10	13/25	7/6	8/8	20/25

Note: Game totals are displayed in the format TEAM/OPPONENT for each category

## 2012-13 OLD DOMINION COMBINED STATS

RECORD:	OVERALL	HOME	AWAY	NEUTRAL
ALL GAMES	4-1	2-1	2-0	0-0
CONFERENCE	0-0	0-0	0-0	0-0
NON-CONFERENCE	4-1	2-1	2-0	0-0

#	Player	gp-gs	min	avg	Total		3-Point		F-Throw		Rebounds				pf	dq	a	to	blk	stl	pts	avg
					fg-fga	fg%	3fg-fga	3fg%	ft-fa	ft%	off	def	tot	avg								
14	Cook, Jackie	5-5	155	31.0	30-58	.517	9-19	.474	14-19	.737	12	24	36	7.2	11	0	12	4	2	13	83	16.6
01	Kelley, Shae	5-5	141	28.2	27-58	.466	0-1	.000	9-27	.333	17	22	39	7.8	15	0	5	25	6	9	63	12.6
12	Hall, Myeisha	5-5	103	20.6	11-37	.297	2-10	.200	5-6	.833	2	16	18	3.6	11	0	8	11	2	5	29	5.8
11	Betz-White, Ashley	5-5	106	21.2	10-31	.323	3-15	.200	4-5	.800	4	9	13	2.6	13	0	11	10	0	11	27	5.4
03	Buchan, Mairi	5-0	92	18.4	9-23	.391	3-10	.300	4-4	1.000	3	6	9	1.8	4	0	6	7	3	1	25	5.0
32	Minor, Tiffany	5-0	85	17.0	9-19	.474	3-8	.375	4-5	.800	2	15	17	3.4	6	0	4	3	3	2	25	5.0
05	Goodhope, Galaisha	5-0	93	18.6	8-26	.308	1-6	.167	6-9	.667	2	6	8	1.6	10	0	11	11	0	7	23	4.6
53	Richards, Shakeva	5-5	99	19.8	7-18	.389	1-3	.333	2-3	.667	8	8	16	3.2	10	0	4	5	2	1	17	3.4
04	Allison, Rebecca	5-0	89	17.8	6-15	.400	1-7	.143	3-5	.600	5	11	16	3.2	6	0	12	9	4	2	16	3.2
24	Younger, LaQuanda	5-0	26	5.2	2-8	.250	1-5	.200	2-4	.500	0	1	1	0.2	0	0	0	3	0	2	7	1.4
50	Tiye Jackson,Queen	1-0	1	1.0	0-0	.000	0-0	.000	0-0	.000	0	0	0	0.0	0	0	0	0	0	0	0	0.0
20	Martin, Brittany	4-0	10	2.5	0-1	.000	0-0	.000	0-0	.000	0	2	2	0.5	1	0	0	0	0	0	0	0.0
Team											8	13	21				3					
Total.....		5	1000		119-294	.405	24-84	.286	53-87	.609	63	133	196	39.2	87	0	73	91	22	53	315	63.0
Opponents.....		5	1000		89-278	.320	8-57	.140	55-105	.524	85	134	219	43.8	88	-	51	124	13	38	241	48.2

TEAM STATISTICS	ODU	OPP	Date	Opponent	Score	Att.
SCORING	315	241	11/09/12	at Virginia Tech	w 55-35	1631
Points per game	63.0	48.2	11-13-12	USC UPSTATE	w 77-46	2108
Scoring margin	+14.8	-	11/17/12	VCU	w 74-51	2512
FIELD GOALS-ATT	119-294	89-278	11/20/12	at Md. Eastern Shore	w 62-46	473
Field goal pct	.405	.320	11-30-12	CALIFORNIA	L 47-63	3003
3 POINT FG-ATT	24-84	8-57	* = Conference game			
3-point FG pct	.286	.140				
3-pt FG made per game	4.8	1.6				
FREE THROWS-ATT	53-87	55-105				
Free throw pct	.609	.524				
F-Throws made per game	10.6	11.0				
REBOUNDS	196	219				
Rebounds per game	39.2	43.8				
Rebounding margin	-4.6	-				
ASSISTS	73	51				
Assists per game	14.6	10.2				
TURNOVERS	91	124				
Turnovers per game	18.2	24.8				
Turnover margin	+6.6	-				
Assist/turnover ratio	0.8	0.4				
STEALS	53	38				
Steals per game	10.6	7.6				
BLOCKS	22	13				
Blocks per game	4.4	2.6				
ATTENDANCE	7623	2104				
Home games-Avg/Game	3-2541	2-1052				
Neutral site-Avg/Game	-	0-0				

Score by Periods	1st	2nd	Totals
Old Dominion	146	169	315
Opponents	112	129	241

## 2012-13 OLD DOMINION CATEGORY LEADERS

<b>Points</b>	<b>G</b>	<b>Pts</b>	<b>Pts/G</b>
Cook, Jackie	5	83	16.6
Kelley, Shae	5	63	12.6
Hall, Myeisha	5	29	5.8
Betz-White, Ashley	5	27	5.4
Buchan, Mairi	5	25	5.0
Minor, Tiffany	5	25	5.0
Goodhope, Galaisha	5	23	4.6
Richards, Shakeva	5	17	3.4
Allison, Rebecca	5	16	3.2
Younger, LaQuanda	5	7	1.4

<b>Scoring Average</b>	<b>G</b>	<b>Pts</b>	<b>Avg/G</b>
Cook, Jackie	5	83	16.6
Kelley, Shae	5	63	12.6
Hall, Myeisha	5	29	5.8
Betz-White, Ashley	5	27	5.4
Buchan, Mairi	5	25	5.0
Minor, Tiffany	5	25	5.0
Goodhope, Galaisha	5	23	4.6
Richards, Shakeva	5	17	3.4
Allison, Rebecca	5	16	3.2
Younger, LaQuanda	5	7	1.4
Tiye Jackson, Queen	1	0	0.0
Martin, Brittany	4	0	0.0

<b>FG Percentage</b>	<b>FG</b>	<b>Att</b>	<b>Pct</b>
Cook, Jackie	30	58	.517
Minor, Tiffany	9	19	.474
Kelley, Shae	27	58	.466
Allison, Rebecca	6	15	.400
Buchan, Mairi	9	23	.391
Richards, Shakeva	7	18	.389
Betz-White, Ashley	10	31	.323
Goodhope, Galaisha	8	26	.308
Hall, Myeisha	11	37	.297
Younger, LaQuanda	2	8	.250
Martin, Brittany	0	1	.000

<b>Field Goal Attempts</b>	<b>G</b>	<b>Att</b>	<b>Att/G</b>
Kelley, Shae	5	58	11.6
Cook, Jackie	5	58	11.6
Hall, Myeisha	5	37	7.4
Betz-White, Ashley	5	31	6.2
Goodhope, Galaisha	5	26	5.2

<b>Field Goals Made</b>	<b>G</b>	<b>Made</b>	<b>Made/G</b>
Cook, Jackie	5	30	6.0
Kelley, Shae	5	27	5.4
Hall, Myeisha	5	11	2.2
Betz-White, Ashley	5	10	2.0
Buchan, Mairi	5	9	1.8
Minor, Tiffany	5	9	1.8

<b>3-Point Percentage</b>	<b>3FG</b>	<b>Att</b>	<b>Pct</b>
Cook, Jackie	9	19	.474
Minor, Tiffany	3	8	.375
Richards, Shakeva	1	3	.333
Buchan, Mairi	3	10	.300
Younger, LaQuanda	1	5	.200
Betz-White, Ashley	3	15	.200
Hall, Myeisha	2	10	.200
Goodhope, Galaisha	1	6	.167
Allison, Rebecca	1	7	.143
Kelley, Shae	0	1	.000

<b>3-Point FG Attempts</b>	<b>G</b>	<b>Att</b>	<b>Att/G</b>
Cook, Jackie	5	19	3.8
Betz-White, Ashley	5	15	3.0
Buchan, Mairi	5	10	2.0
Hall, Myeisha	5	10	2.0
Minor, Tiffany	5	8	1.6

<b>3-Point FG Made</b>	<b>G</b>	<b>Made</b>	<b>Made/G</b>
Cook, Jackie	5	9	1.8
Buchan, Mairi	5	3	0.6
Betz-White, Ashley	5	3	0.6
Minor, Tiffany	5	3	0.6
Hall, Myeisha	5	2	0.4

<b>Free Throw Percent</b>	<b>FG</b>	<b>Att</b>	<b>Pct</b>
Buchan, Mairi	4	4	1.000
Hall, Myeisha	5	6	.833
Minor, Tiffany	4	5	.800
Betz-White, Ashley	4	5	.800
Cook, Jackie	14	19	.737
Richards, Shakeva	2	3	.667
Goodhope, Galaisha	6	9	.667
Allison, Rebecca	3	5	.600
Younger, LaQuanda	2	4	.500
Kelley, Shae	9	27	.333

<b>Free Throw Attempts</b>	<b>G</b>	<b>Att</b>	<b>Att/G</b>
Kelley, Shae	5	27	5.4
Cook, Jackie	5	19	3.8
Goodhope, Galaisha	5	9	1.8
Hall, Myeisha	5	6	1.2
Allison, Rebecca	5	5	1.0
Minor, Tiffany	5	5	1.0
Betz-White, Ashley	5	5	1.0

<b>Free Throws Made</b>	<b>G</b>	<b>Made</b>	<b>Made/G</b>
Cook, Jackie	5	14	2.8
Kelley, Shae	5	9	1.8
Goodhope, Galaisha	5	6	1.2
Hall, Myeisha	5	5	1.0
Minor, Tiffany	5	4	0.8
Buchan, Mairi	5	4	0.8

## 2012-13 OLD DOMINION CATEGORY LEADERS

<b>Rebounds</b>	<b>G</b>	<b>Reb</b>	<b>Reb/G</b>
Kelley, Shae	5	39	7.8
Cook, Jackie	5	36	7.2
Hall, Myeisha	5	18	3.6
Minor, Tiffany	5	17	3.4
Richards, Shakeva	5	16	3.2
Allison, Rebecca	5	16	3.2

<b>Rebound Average</b>	<b>G</b>	<b>Reb</b>	<b>Avg/G</b>
Kelley, Shae	5	39	7.8
Cook, Jackie	5	36	7.2
Hall, Myeisha	5	18	3.6
Minor, Tiffany	5	17	3.4
Richards, Shakeva	5	16	3.2
Allison, Rebecca	5	16	3.2

<b>Offensive Rebounds</b>	<b>G</b>	<b>No.</b>	<b>Avg/G</b>
Kelley, Shae	5	17	3.4
Cook, Jackie	5	12	2.4
Richards, Shakeva	5	8	1.6
Allison, Rebecca	5	5	1.0
Betz-White, Ashley	5	4	0.8

<b>Defensive Rebounds</b>	<b>G</b>	<b>No.</b>	<b>Avg/G</b>
Cook, Jackie	5	24	4.8
Kelley, Shae	5	22	4.4
Hall, Myeisha	5	16	3.2
Minor, Tiffany	5	15	3.0
Allison, Rebecca	5	11	2.2

<b>Fouls</b>	<b>G</b>	<b>No.</b>	<b>Per/G</b>
Kelley, Shae	5	15	3.0
Betz-White, Ashley	5	13	2.6
Cook, Jackie	5	11	2.2
Hall, Myeisha	5	11	2.2
Richards, Shakeva	5	10	2.0
Goodhope, Galaisha	5	10	2.0

<b>Foulsouts</b>	<b>G</b>	<b>No.</b>
------------------	----------	------------

<b>Assists</b>	<b>G</b>	<b>No.</b>	<b>Ast/G</b>
Allison, Rebecca	5	12	2.4
Cook, Jackie	5	12	2.4
Goodhope, Galaisha	5	11	2.2
Betz-White, Ashley	5	11	2.2
Hall, Myeisha	5	8	1.6

<b>Steals</b>	<b>G</b>	<b>No.</b>	<b>Stl/G</b>
Cook, Jackie	5	13	2.6
Betz-White, Ashley	5	11	2.2
Kelley, Shae	5	9	1.8
Goodhope, Galaisha	5	7	1.4
Hall, Myeisha	5	5	1.0

<b>Blocked Shots</b>	<b>G</b>	<b>No.</b>	<b>Blk/G</b>
Kelley, Shae	5	6	1.2
Allison, Rebecca	5	4	0.8
Minor, Tiffany	5	3	0.6
Buchan, Mairi	5	3	0.6
Richards, Shakeva	5	2	0.4
Hall, Myeisha	5	2	0.4
Cook, Jackie	5	2	0.4

<b>Minutes</b>	<b>G</b>	<b>No.</b>	<b>Min/G</b>
Cook, Jackie	5	155	31.0
Kelley, Shae	5	141	28.2
Betz-White, Ashley	5	106	21.2
Hall, Myeisha	5	103	20.6
Richards, Shakeva	5	99	19.8

<b>Turnovers</b>	<b>G</b>	<b>No.</b>	<b>TO/G</b>
Kelley, Shae	5	25	5.0
Hall, Myeisha	5	11	2.2
Goodhope, Galaisha	5	11	2.2
Betz-White, Ashley	5	10	2.0
Allison, Rebecca	5	9	1.8

## 2012-13 OLD DOMINION GAME-BY-GAME LEADERS

<b>Opponent</b>	<b>Date</b>	<b>Score</b>	<b>Points</b>	<b>Rebounds</b>	<b>Assists</b>	<b>Steals</b>	<b>Blocked shots</b>
at Virginia Tech	11/09/12	55-35	17-Cook, Jackie	9-Kelley, Shae Cook, Jackie	3-Cook, Jackie Betz-White, Ashley	3-Cook, Jackie	1-Minor, Tiffany Hall, Myeisha Allison, Rebecca Kelley, Shae
USC UPSTATE	11-13-12	77-46	24-Cook, Jackie	7-Kelley, Shae	4-Betz-White, Ashley	5-Cook, Jackie	1-Cook, Jackie Kelley, Shae Allison, Rebecca
VCU	11/17/12	74-51	17-Betz-White, Ashley	10-Cook, Jackie	4-Goodhope, Galaish	4-Kelley, Shae Betz-White, Ashley	2-Buchan, Mairi Allison, Rebecca
at Md. Eastern Shore	11/20/12	62-46	22-Cook, Jackie	10-Kelley, Shae	3-Betz-White, Ashley Allison, Rebecca	3-Kelley, Shae	1-Minor, Tiffany Kelley, Shae
CALIFORNIA	11-30-12	47-63	21-Kelley, Shae	7-Cook, Jackie Kelley, Shae	2-Allison, Rebecca Goodhope, Galaisha Cook, Jackie	2-Hall, Myeisha Cook, Jackie	2-Richards, Shakeva Kelley, Shae

## 2012-13 OLD DOMINION TEAM GAME-BY-GAME

Opponent	Date	Score		Total		3-Pointers		Free throws		Rebounds				pf	a	t/o	blk	stl	pts	avg
				fg-fga	pct	3fg-fga	pct	ft-fa	pct	off	def	tot	avg							
at Virginia Tech	11/09/12	55-35	W	19-54	.352	6-18	.333	11-18	.611	12	35	47	47.0	13	11	16	4	7	55	55.0
USC UPSTATE	11-13-12	77-46	W	31-63	.492	5-23	.217	10-14	.714	14	15	29	38.0	13	18	16	3	15	77	66.0
VCU	11/17/12	74-51	W	27-61	.443	8-18	.444	12-16	.750	12	29	41	39.0	20	20	20	6	11	74	68.7
at Md. Eastern Shore	11/20/12	62-46	W	25-56	.446	5-17	.294	7-13	.538	12	34	46	40.8	21	16	26	2	12	62	67.0
CALIFORNIA	11-30-12	47-63	L	17-60	.283	0-8	.000	13-26	.500	13	20	33	39.2	20	8	13	7	8	47	63.0
Old Dominion		315		119-294	.405	24-84	.286	53-87	.609	63	133	196	39.2	87	73	91	22	53	315	63.0
Opponents		241		89-278	.320	8-57	.140	55-105	.524	85	134	219	43.8	88	51	124	13	38	241	48.2

Games played: 5  
 Points/game: 63.0  
 FG Pct: 40.5  
 3FG Pct: 28.6  
 FT Pct: 60.9

Rebounds/game: 39.2  
 Assists/game: 14.6  
 Turnovers/game: 18.2  
 Assist/turnover ratio: 0.8  
 Steals/game: 10.6  
 Blocks/game: 4.4

## 2012-13 OPPONENTS GAME-BY-GAME

Opponent	Date	Score		Total		3-Pointers		Free throws		Rebounds				pf	a	t/o	blk	stl	pts	avg
				fg-fga	pct	3fg-fga	pct	ft-fa	pct	off	def	tot	avg							
at Virginia Tech	11/09/12	55-35	W	14-56	.250	0-12	.000	7-11	.636	9	28	37	37.0	17	7	16	3	7	35	35.0
USC UPSTATE	11-13-12	77-46	W	18-42	.429	1-6	.167	9-14	.643	12	21	33	35.0	11	13	34	2	7	46	40.5
VCU	11/17/12	74-51	W	21-67	.313	2-13	.154	7-20	.350	25	24	49	39.7	17	13	25	2	8	51	44.0
at Md. Eastern Shore	11/20/12	62-46	W	13-53	.245	4-18	.222	16-28	.571	12	22	34	38.2	18	8	24	0	8	46	44.5
CALIFORNIA	11-30-12	47-63	L	23-60	.383	1-8	.125	16-32	.500	27	39	66	43.8	25	10	25	6	8	63	48.2
Opponents		241		89-278	.320	8-57	.140	55-105	.524	85	134	219	43.8	88	51	124	13	38	241	48.2
Old Dominion		315		119-294	.405	24-84	.286	53-87	.609	63	133	196	39.2	87	73	91	22	53	315	63.0

Games played: 5  
 Points/game: 48.2  
 FG Pct: 32.0  
 3FG Pct: 14.0  
 FT Pct: 52.4

Rebounds/game: 43.8  
 Assists/game: 10.2  
 Turnovers/game: 24.8  
 Assist/turnover ratio: 0.4  
 Steals/game: 7.6  
 Blocks/game: 2.0

## 2012-13 OLD DOMINION INDIVIDUAL GAME-BY-GAME

### Old Dominion Points-Rebounds-Assists (as of Nov 30, 2012) All games

Opponent	Date	Score		01	03	04	05	11	12	14
				KELLEY,SHA	BUCHAN,MAI	ALLISON,RE	GOODHOPE,G	BETZ-WHITE	HALL,MYEIS	COOK,JACKI
at Virginia Tech	11/09/12	55-35	w	14-9-2	10-1-0	7-8-1	2-2-2	0-3-3	0-2-0	17-9-3
USC UPSTATE	11-13-12	77-46	w	10-7-1	9-2-1	0-2-3	12-0-1	7-0-4	6-3-3	24-5-3
VCU	11/17/12	74-51	w	6-6-0	4-2-3	2-1-3	3-2-4	17-3-1	11-8-3	12-10-3
at Md. Eastern Shore	11/20/12	62-46	w	12-10-2	2-2-1	2-2-3	3-3-2	3-5-3	4-4-1	22-5-1
CALIFORNIA	11-30-12	47-63	L	21-7-0	0-2-1	5-3-2	3-1-2	0-2-0	8-1-1	8-7-2

Opponent	Date	Score		20	24	32	50	53
				MARTIN,BRI	YOUNGER,LA	MINOR,TIFF	TIYE JACKS	RICHARDS,S
at Virginia Tech	11/09/12	55-35	w	0-0-0	0-0-0	5-3-0	DNP	0-4-0
USC UPSTATE	11-13-12	77-46	w	0-2-0	1-1-0	2-3-2	DNP	6-2-0
VCU	11/17/12	74-51	w	0-0-0	1-0-0	9-2-0	DNP	9-2-3
at Md. Eastern Shore	11/20/12	62-46	w	0-0-0	5-0-0	9-5-2	0-0-0	0-5-1
CALIFORNIA	11-30-12	47-63	L	DNP	0-0-0	0-4-0	DNP	2-3-0

# ODU/OPPONENT TEAM AND INDIVIDUAL HIGHS

## Old Dominion - TEAM GAME HIGHS

POINTS	77	USC UPSTATE (11-13-12)
	74	VCU (11/17/12)
	62	at Md. Eastern Shore (11/20/12)
	55	at Virginia Tech (11/09/12)
	47	CALIFORNIA (11-30-12)
FIELD GOALS MADE	31	USC UPSTATE (11-13-12)
	27	VCU (11/17/12)
FIELD GOAL ATTEMPTS	63	USC UPSTATE (11-13-12)
	61	VCU (11/17/12)
FIELD GOAL PERCENTAGE	.492 (31-63)	USC UPSTATE (11-13-12)
	.446 (25-56)	at Md. Eastern Shore (11/20/12)
3 PT FIELD GOALS MADE	8	VCU (11/17/12)
	6	at Virginia Tech (11/09/12)
3 PT FG ATTEMPTS	23	USC UPSTATE (11-13-12)
	18	VCU (11/17/12)
	18	at Virginia Tech (11/09/12)
3 PT FG PERCENTAGE	.444 (8-18)	VCU (11/17/12)
	.333 (6-18)	at Virginia Tech (11/09/12)
FREE THROWS MADE	13	CALIFORNIA (11-30-12)
	12	VCU (11/17/12)
FREE THROW ATTEMPTS	26	CALIFORNIA (11-30-12)
	18	at Virginia Tech (11/09/12)
FREE THROW PERCENTAGE	.750 (12-16)	VCU (11/17/12)
	.714 (10-14)	USC UPSTATE (11-13-12)
REBOUNDS	47	at Virginia Tech (11/09/12)
	46	at Md. Eastern Shore (11/20/12)
ASSISTS	20	VCU (11/17/12)
	18	USC UPSTATE (11-13-12)
STEALS	15	USC UPSTATE (11-13-12)
	12	at Md. Eastern Shore (11/20/12)
BLOCKED SHOTS	7	CALIFORNIA (11-30-12)
	6	VCU (11/17/12)
TURNOVERS	26	at Md. Eastern Shore (11/20/12)
	20	VCU (11/17/12)
FOULS	21	at Md. Eastern Shore (11/20/12)
	20	CALIFORNIA (11-30-12)
	20	VCU (11/17/12)

## Old Dominion - INDIVIDUAL GAME HIGHS

Points	24	Cook, Jackie vs USC Upstate (11-13-12)
	22	Cook, Jackie at Md. Eastern Shore (11/20/12)
	21	Kelley, Shae vs California (11-30-12)
	17	Betz-White, Ashley vs VCU (11/17/12)
	17	Cook, Jackie at Virginia Tech (11/09/12)
Field Goals Made	10	Cook, Jackie vs USC Upstate (11-13-12)
	9	Cook, Jackie at Md. Eastern Shore (11/20/12)
Field Goal Att.	19	Kelley, Shae vs California (11-30-12)
	14	Cook, Jackie at Md. Eastern Shore (11/20/12)
FG Pct (min 5 made)	.833 (10-12)	Cook, Jackie vs USC Upstate (11-13-12)
	.667 (6-9)	Kelley, Shae at Md. Eastern Shore (11/20/12)
	.667 (6-9)	Betz-White, Ashley vs VCU (11/17/12)
3-Point FG Made	3	Cook, Jackie at Md. Eastern Shore (11/20/12)
	2	Betz-White, Ashley vs VCU (11/17/12)
	2	Hall, Myeisha vs VCU (11/17/12)
	2	Cook, Jackie vs VCU (11/17/12)
	2	Cook, Jackie vs USC Upstate (11-13-12)
	2	Cook, Jackie at Virginia Tech (11/09/12)
	2	Buchan, Mairi at Virginia Tech (11/09/12)
3-Point FG Att.	6	Cook, Jackie at Md. Eastern Shore (11/20/12)
	5	Cook, Jackie at Virginia Tech (11/09/12)
3-Pt FG Pct (min 2 made)	.667 (2-3)	Cook, Jackie vs VCU (11/17/12)
	.667 (2-3)	Betz-White, Ashley vs VCU (11/17/12)
	.667 (2-3)	Cook, Jackie vs USC Upstate (11-13-12)
Free Throws Made	7	Cook, Jackie at Virginia Tech (11/09/12)
	5	Kelley, Shae vs California (11-30-12)
Free Throw Att.	14	Kelley, Shae vs California (11-30-12)
	9	Kelley, Shae at Virginia Tech (11/09/12)
FT Pct (min 3 made)	.875 (7-8)	Cook, Jackie at Virginia Tech (11/09/12)
	.800 (4-5)	Goodhope, Galaisha vs USC Upstate (11-13-12)
Rebounds	10	Kelley, Shae at Md. Eastern Shore (11/20/12)
	10	Cook, Jackie vs VCU (11/17/12)
Assists	4	Goodhope, Galaisha vs VCU (11/17/12)
	4	Betz-White, Ashley vs USC Upstate (11-13-12)
Steals	5	Cook, Jackie vs USC Upstate (11-13-12)
	4	Betz-White, Ashley vs VCU (11/17/12)
	4	Kelley, Shae vs VCU (11/17/12)
	4	Betz-White, Ashley vs USC Upstate (11-13-12)
Blocked Shots	2	Richards, Shaveva vs California (11-30-12)
	2	Kelley, Shae vs California (11-30-12)
	2	Allison, Rebecca vs VCU (11/17/12)
	2	Buchan, Mairi vs VCU (11/17/12)
Turnovers	10	Kelley, Shae at Md. Eastern Shore (11/20/12)
	5	Goodhope, Galaisha vs VCU (11/17/12)
Fouls	4	Kelley, Shae vs California (11-30-12)
	4	Betz-White, Ashley at Md. Eastern Shore (11/20/12)
	4	Betz-White, Ashley vs VCU (11/17/12)
	4	Goodhope, Galaisha vs VCU (11/17/12)

## Opponent - GAME HIGHS























POINTS	63	CALIFORNIA (11-30-12)
	51	VCU (11/17/12)
	46	at Md. Eastern Shore (11/20/12)
	46	USC UPSTATE (11-13-12)
	35	at Virginia Tech (11/09/12)
FIELD GOALS MADE	23	CALIFORNIA (11-30-12)
	21	VCU (11/17/12)
FIELD GOAL ATTEMPTS	67	VCU (11/17/12)
	60	CALIFORNIA (11-30-12)
FIELD GOAL PERCENTAGE	.429 (18-42)	USC UPSTATE (11-13-12)
	.383 (23-60)	CALIFORNIA (11-30-12)
3 PT FIELD GOALS MADE	4	at Md. Eastern Shore (11/20/12)
	2	VCU (11/17/12)
3 PT FG ATTEMPTS	18	at Md. Eastern Shore (11/20/12)
	13	VCU (11/17/12)
3 PT FG PERCENTAGE	.222 (4-18)	at Md. Eastern Shore (11/20/12)
	.167 (1-6)	USC UPSTATE (11-13-12)
FREE THROWS MADE	16	CALIFORNIA (11-30-12)
	16	at Md. Eastern Shore (11/20/12)
FREE THROW ATTEMPTS	32	CALIFORNIA (11-30-12)
	28	at Md. Eastern Shore (11/20/12)
FREE THROW PERCENTAGE	.643 (9-14)	USC UPSTATE (11-13-12)
	.636 (7-11)	at Virginia Tech (11/09/12)
REBOUNDS	66	CALIFORNIA (11-30-12)
	49	VCU (11/17/12)
ASSISTS	13	VCU (11/17/12)
	13	USC UPSTATE (11-13-12)
STEALS	8	CALIFORNIA (11-30-12)
	8	at Md. Eastern Shore (11/20/12)
	8	VCU (11/17/12)
BLOCKED SHOTS	6	CALIFORNIA (11-30-12)
	3	at Virginia Tech (11/09/12)
TURNOVERS	34	USC UPSTATE (11-13-12)
	25	CALIFORNIA (11-30-12)
	25	VCU (11/17/12)
FOULS	25	CALIFORNIA (11-30-12)
	18	at Md. Eastern Shore (11/20/12)

## OPPONENT INDIVIDUAL GAME HIGHS

Points	17	STARLING, Brittany vs USC Upstate (11-13-12)
	15	Clarendon, Layshia vs California (11-30-12)
	14	ROACH, Karona at Md. Eastern Shore (11/20/12)
	14	PARKS, Robyn vs VCU (11/17/12)
	13	Boyd, Brittany vs California (11-30-12)
Field Goals Made	7	STARLING, Brittany vs USC Upstate (11-13-12)
	6	PARKS, Robyn vs VCU (11/17/12)
Field Goal Att.	18	PARKS, Robyn vs VCU (11/17/12)
	15	Brandon, Gennifer vs California (11-30-12)
FG Pct (min 5 made)	1.000 (7-7)	STARLING, Brittany vs USC Upstate (11-13-12)
	.333 (6-18)	PARKS, Robyn vs VCU (11/17/12)
3-Point FG Made	2	FINNEY, Sha-Kiyia at Md. Eastern Shore (11/20/12)
	1	Clarendon, Layshia vs California (11-30-12)
	1	SWEENEY, Shawnee at Md. Eastern Shore (11/20/12)
	1	ROACH, Karona at Md. Eastern Shore (11/20/12)
	1	KOIVUNEN, Jannina vs VCU (11/17/12)
	1	GREEN, Carleeda vs VCU (11/17/12)
	1	STARLING, Brittany vs USC Upstate (11-13-12)
3-Point FG Att.	7	FINNEY, Sha-Kiyia at Md. Eastern Shore (11/20/12)
	6	PELLECHIO, Jessica vs VCU (11/17/12)
3-Pt FG Pct (min 2 made)	.286 (2-7)	FINNEY, Sha-Kiyia at Md. Eastern Shore (11/20/12)
Free Throws Made	7	ROACH, Karona at Md. Eastern Shore (11/20/12)
	6	Clarendon, Layshia vs California (11-30-12)
Free Throw Att.	10	Clarendon, Layshia vs California (11-30-12)
	10	ROACH, Karona at Md. Eastern Shore (11/20/12)
FT Pct (min 3 made)	.833 (5-6)	Boyd, Brittany vs California (11-30-12)
	.833 (5-6)	STEWART, Shanoyce at Md. Eastern Shore (11/20/12)
Rebounds	17	Brandon, Gennifer vs California (11-30-12)
	12	HENRY, Shekinah vs VCU (11/17/12)
Assists	6	SMITH, Tyra vs USC Upstate (11-13-12)
	4	Pierre, Eliza vs California (11-30-12)
Steals	3	FINNEY, Sha-Kiyia at Md. Eastern Shore (11/20/12)
	2	Brandon, Gennifer vs California (11-30-12)
	2	Jemerrige, Ature vs California (11-30-12)
	2	Pierre, Eliza vs California (11-30-12)
	2	PELLECHIO, Jessica vs VCU (11/17/12)
	2	ATWATER, Kaneisha vs VCU (11/17/12)
	2	OHL, Hannah vs USC Upstate (11-13-12)
	2	HICKS, Shelby vs USC Upstate (11-13-12)
	2	Lauren Evans at Virginia Tech (11/09/12)
Blocked Shots	2	Brandon, Gennifer vs California (11-30-12)
	2	Tajjah Campbell at Virginia Tech (11/09/12)
Turnovers	7	Brandon, Gennifer vs California (11-30-12)
	7	GREEN, Carleeda vs VCU (11/17/12)
	7	SMITH, Tyra vs USC Upstate (11-13-12)
	7	HAWKINS, Tweety vs USC Upstate (11-13-12)
Fouls	4	Clarendon, Layshia vs California (11-30-12)
	4	Caldwell, Talia vs California (11-30-12)
	4	Boyd, Brittany vs California (11-30-12)
	4	LONG, Jessica at Md. Eastern Shore (11/20/12)
	4	GREEN, Carleeda vs VCU (11/17/12)
	4	Tajjah Campbell at Virginia Tech (11/09/12)

# BROADCAST ROSTER

**OLD DOMINION LADY MONARCHS (4-1) / LAST GAME: #10/11 CAL 63, ODU 47 ON NOV. 30 / UP NEXT: NC CENTRAL AT ODU - DEC. 7. AT 11 AM**

	<b>0</b> <b>STEPHANIE GARDNER</b> <i>SO • G • 5-7 • Glassboro, N.J.</i>	PPG: RPG: APG:	FG%: 3PT%: FT%:	<ul style="list-style-type: none"> <li>• Miami (FL) transfer</li> <li>• Eligible to play Dec. 19 at UNLV</li> <li>• Scored 45 points and 14 assists in 25 games at UM in 2010-11</li> </ul>	
	<b>1</b> <b>SHAE KELLEY</b> Shay <i>SO • F • 6-1 • Denver, Colo.</i>	PPG: <b>12.6</b> RPG: <b>7.8</b> APG: <b>1.0</b>	FG%: <b>.466</b> 3PT%: <b>.000</b> FT%: <b>.333</b>	<ul style="list-style-type: none"> <li>• First year at ODU, transfer from NW Fla. State JC</li> <li>• Double-digit scorer in 4 of 5 games in 12-13</li> <li>• Career-high 21 pts in loss to #10/11 Cal on Nov. 30</li> <li>• First career double-double at UMES (12 pts, 10 reb)</li> </ul>	
	<b>2</b> <b>MICHELLE BRANDAO</b> <i>JR • G • 5-10 • Freixo Ponte De Lima, Portugal</i>	PPG: RPG: APG:	FG%: 3PT%: FT%:	<ul style="list-style-type: none"> <li>• Eligible to play Jan. 2 vs. Pittsburgh</li> <li>• Sat out 2011-12 season due to NCAA rules</li> <li>• Played for Portugal in European Championships in summer of 2012. Averaged 2.3 assists.</li> </ul>	
	<b>3</b> <b>MAIRI BUCHAN</b> Mary Buck-en <i>R-SR • F/C • 6-2 • Stirlingshire, Scotland</i>	PPG: <b>5.0</b> RPG: <b>1.8</b> APG: <b>1.2</b>	FG%: <b>.391</b> 3PT%: <b>.300</b> FT%: <b>1.000</b>	<ul style="list-style-type: none"> <li>• Leads team with 18.4 minutes per game off bench</li> <li>• Played in 99 career games at ODU</li> <li>• Recently passed the 200 career field goal mark and 550 career points.</li> </ul>	
	<b>4</b> <b>REBECCA ALLISON</b> <i>R-JR • G • 5-8 • Edinburgh, Scotland</i>	PPG: <b>3.2</b> RPG: <b>3.2</b> APG: <b>2.4</b>	FG%: <b>.417</b> 3PT%: <b>.167</b> FT%: <b>.000</b>	<ul style="list-style-type: none"> <li>• Career high eight rebounds in win at Virginia Tech</li> <li>• Tied for first on team with 12 assists</li> <li>• Second on the team in blocks with 4</li> <li>• Averaging 17.8 minutes per game off bench</li> </ul>	
	<b>5</b> <b>GALAISHA GOOHOPE</b> Guh-lace-shuh <i>FR • G • 5-5 • Norfolk, Va.</i>	PPG: <b>4.6</b> RPG: <b>1.6</b> APG: <b>2.4</b>	FG%: <b>.308</b> 3PT%: <b>.167</b> FT%: <b>.667</b>	<ul style="list-style-type: none"> <li>• Poured in 12 points off the bench in win vs. USCU</li> <li>• Season high in rebounds (3) at UMES on Nov. 20</li> <li>• Career-high 26 minutes vs. #10/11 Cal on Nov. 30</li> <li>• 2012 Virginia-Pilot HS Player of the Year in VA</li> </ul>	
	<b>11</b> <b>ASHLEY BETZ-WHITE</b> <i>SO • G • 5-4 • Mechanisburg, Pa.</i>	PPG: <b>5.4</b> RPG: <b>2.6</b> APG: <b>2.2</b>	FG%: <b>.323</b> 3PT%: <b>.200</b> FT%: <b>.800</b>	<ul style="list-style-type: none"> <li>• Team-high 17 points in win over VCU on Nov. 17</li> <li>• Second in team in assists (11) and steals (11)</li> <li>• Became only the seventh player in ODU history to record over 100 assists in her first season</li> </ul>	
	<b>12</b> <b>MYEISHA HALL</b> My-eesha <i>SO • G • 5-8 • West Palm Beach, Fla.</i>	PPG: <b>5.8</b> RPG: <b>3.6</b> APG: <b>1.6</b>	FG%: <b>.297</b> 3PT%: <b>.200</b> FT%: <b>.833</b>	<ul style="list-style-type: none"> <li>• Had 10 points and 5 rebounds at half vs. VCU</li> <li>• First year as a starter in 12-13</li> <li>• Third on the team with 18 rebounds and 29 points</li> </ul>	
	<b>14</b> <b>JACKIE COOK</b> <i>SR • G/F • 5-8 • Hinckley, Ohio</i>	PPG: <b>16.6</b> RPG: <b>7.2</b> APG: <b>2.4</b>	FG%: <b>.517</b> 3PT%: <b>.474</b> FT%: <b>.737</b>	<ul style="list-style-type: none"> <li>• CAA Player of the Week on Nov. 19</li> <li>• Second career double-double vs. VCU on Nov. 17</li> <li>• Set career high with 24 points vs. USCU on Nov. 13</li> <li>• Scored 18 of 22 points in 2nd half at UMES</li> </ul>	
	<b>20</b> <b>BRITTANY MARTIN</b> <i>FR • C • 6-3 • Queens Village, N.Y.</i>	PPG: <b>0.0</b> RPG: <b>0.5</b> APG: <b>0.0</b>	FG%: <b>.000</b> 3PT%: <b>.000</b> FT%: <b>.000</b>	<ul style="list-style-type: none"> <li>• Seen action in all four games this season</li> <li>• Scooped up two rebounds in five minutes vs. USCU</li> <li>• Did not start playing basketball until freshman year of HS</li> </ul>	
	<b>24</b> <b>LAQUANDA YOUNGER</b> <i>FR • G • 5-10 • Newport News, Va.</i>	PPG: <b>1.4</b> RPG: <b>0.2</b> APG: <b>0.0</b>	FG%: <b>.250</b> 3PT%: <b>.200</b> FT%: <b>.500</b>	<ul style="list-style-type: none"> <li>• Seen action in all five games this season</li> <li>• Hit a 3-pt and scored 5 pts at UMES on Nov. 20</li> <li>• Two-time Peninsula Player of the Year in HS</li> </ul>	
	<b>32</b> <b>TIFFANY MINOR</b> <i>SO • F • 6-0 • Upper Marlboro, Md.</i>	PPG: <b>5.0</b> RPG: <b>3.4</b> APG: <b>0.8</b>	FG%: <b>.474</b> 3PT%: <b>.375</b> FT%: <b>.800</b>	<ul style="list-style-type: none"> <li>• Seen action in all 37 games of her ODU career</li> <li>• Averaging 17 minutes per game off bench</li> <li>• Just missed career high in points in two games this season as she scored 9 vs. VCU and at UMES</li> </ul>	
	<b>50</b> <b>QUEEN TIYE JACKSON</b> TY-A <i>SO • F/C • 6-0 • Ewing, N.J.</i>	PPG: <b>0.0</b> RPG: <b>0.0</b> APG: <b>0.0</b>	FG%: <b>.000</b> 3PT%: <b>.000</b> FT%: <b>.000</b>	<ul style="list-style-type: none"> <li>• Saw first action of the season at UMES on Nov. 20</li> <li>• Provides depth up front off the bench</li> <li>• Gathered 15 rebounds, four points and four assists in 2011-12</li> </ul>	
	<b>53</b> <b>SHAKEVA RICHARDS</b> Shuh-key-va <i>JR • F • 6-2 • Griffin, Ga.</i>	PPG: <b>3.4</b> RPG: <b>3.2</b> APG: <b>0.8</b>	FG%: <b>.389</b> 3PT%: <b>.333</b> FT%: <b>.667</b>	<ul style="list-style-type: none"> <li>• Career-high three assists against VCU on Nov. 17</li> <li>• Started in 22 of ODU's last 36 games</li> <li>• Registered first two blocks of the season on Nov. 30 against #10/11 California</li> </ul>	
	<b>KAREN BAREFOOT</b> <i>Head Coach</i> <i>Second Season</i>	Record at ODU: 15-22 Career Record as HC: 225-165 Career Record in Coaching: 304-188		<ul style="list-style-type: none"> <li>• Two-Time National Coach of the Year (99 &amp; 01)</li> <li>• Led the Apprentice School to the NSCAA National Championship</li> <li>• 11 winning seasons in 14 years as a head coach</li> </ul>	