



2016 ODU BASEBALL

ODU MONARCHS (24-13, 7-8 C-USA)

Probable Starters

Friday: RHP Nick Hartman

Saturday: RHP Victor Diaz

Sunday: LHP Adam Bainbridge

LA TECH BULLDOGS (21-12, 8-7 C-USA)

Probable Starters

Friday: LHP Phillip Diehl

Saturday: RHP Cameron Linck

Sunday: TBA

SCHEDULE/RESULTS (24-13, 7-8)

FEBRUARY (6-1)

Fri. 19	#10 NC State (1)	W, 5-0
Sat. 20	Kent State (1)	W, 2-0
Sun. 21	Appalachian State (1)	W, 12-3
Tue. 23	Norfolk State	W, 5-3
Fri. 26	Manhattan (2)	W, 6-5
Sat. 27	Virginia Tech (2)	L, 1-22
Sun. 28	Delaware (2)	W, 10-4

MARCH (13-6)

Tue. 1	Liberty	W, 7-6
Fri. 4	Rutgers	W, 4-2
Sat. 5	Rutgers	W, 7-4
Sun. 6	Rutgers	L, 2-5
Wed. 9	VCU	W, 3-1
Fri. 11	West Virginia	L, 3-4
Sat. 12	West Virginia	W, 5-4 (10)
Sun. 13	West Virginia	L, 5-6 (12)
Tue. 15	Princeton	W, 7-6
Wed. 16	Princeton	W, 10-4
Fri. 18	WKU *	W, 8-3
Fri. 18	WKU *	W, 4-2
Sun. 20	WKU *	W, 12-8
Tue. 22	VMI	W, 8-2
Wed. 23	VMI	W, 6-5
Fri. 25	Rice *	L, 1-3
Sat. 26	Rice *	L, 2-6
Sun. 27	Rice *	L, 2-8
Wed. 30	#20 Virginia	W, 5-4

APRIL (5-6)

Fri. 1	#22 Florida Atlantic *	L, 7-10
Sat. 2	#22 Florida Atlantic *	L, 1-3
Sun. 3	#22 Florida Atlantic *	L, 0-11 (8)
Wed. 6	William & Mary	W, 7-1
Fri. 8	FIU *	W, 12-11
Sat. 9	FIU *	W, 10-2
Sun. 10	FIU *	W, 11-1
Tue. 12	William & Mary	CANCELLED
Fri. 15	UTSA *	W, 5-2
Sat. 16	UTSA *	L, 0-3
Sun. 17	UTSA *	L, 2-7
Tue. 19	VMI	L, 6-8
Fri. 22	LA Tech *	7:00 p.m.
Sat. 23	LA Tech *	4:00 p.m.
Sun. 24	LA Tech *	12:00 p.m.
Tue. 26	Virginia (#)	12:00 p.m.
Fri. 29	UAB *	6:00 p.m.
Sat. 30	UAB *	3:00 p.m.

MAY (0-0)

Sun. 1	UAB *	1:00 p.m.
Fri. 6	Charlotte *	6:00 p.m.
Sat. 7	Charlotte *	2:00 p.m.
Sun. 8	Charlotte *	1:00 p.m.
Wed. 11	Liberty	3:00 p.m.
Fri. 13	MTSU *	6:00 p.m.
Sat. 14	MTSU *	3:00 p.m.
Sun. 15	MTSU *	12:30 p.m.
Tue. 17	VCU (+)	7:00 p.m.
Thu. 19	Marshall *	2:00 p.m.
Fri. 20	Marshall *	2:00 p.m.
Sat. 21	Marshall *	2:00 p.m.
W-S 25-29	C-USA Tournament	TBA

Home games in BOLD

(*) C-USA Game

(1) Caravelle Resort Tournament hosted by CCU

(2) ODU Baseball Tournament

(#) Game at Harbor Park

(+) Game at War Memorial (Keydog Classic)

Rankings based on D1Baseball Poll

HOW TO TUNE IN

Watch the game live through latechsports.com. The game will also be broadcast on STAR 1310 and Monarch Media (audio only). Fans can sign up for the service on the ODU website (odusports.com) for \$9.95 per month. Live stats can be found on latechsports.com.

SERIES RECORD

The weekend series marks the 7th, 8th and 9th meetings between these two teams. Old Dominion holds a 5-2 advantage in the series that began in 2014. Last season, the Monarchs swept the Bulldogs at the Bud, 7-0, 4-2 and 6-5. The only LA Tech win came in 12 innings in game two during the weekend series in Ruston (6-9).

ABOUT ODU (24-13, 7-8 C-USA)

The Monarchs are on a three-game losing streak after falling, 6-8, in Lexington, Va. to the VMI Keydets on Tuesday. Seth Woodard knocked two home runs, marking his first and second career homers, to lead the Monarchs. On the night, he went 3-for-4 with two runs and three RBIs. Rutherford, Myers, Bishop and McMurray each recorded a hit for the Monarchs. Brett Smith was hit with the loss after he allowed the go-ahead runs in the eighth inning.

Friday Starter: Nick Hartman (RHP, Jr., 4.08 ERA, 4-2)

Hartman is making his third start this season and holds a 4-2 overall record and has a team high four saves. His 4.08 ERA ranks seventh on the team, while his 35 strikeouts is tied for the team lead. He has pitched in 28.2 innings and has allowed 13 earned runs. Opponents are hitting .255 against him.

Saturday Starter: Victor Diaz (RHP, Rsr., 2.14 ERA, 4-3)

Diaz leads the team with a 2.14 ERA, which also ranks third in the conference. He holds a 4-3 record in 11 appearances and has fanned 21 batters. During his time on the mound, he has allowed 50 hits and 11 earned runs, as opponents are hitting .282 against him.

Sunday Starter: Adam Bainbridge (LHP, Jr., 4.28 ERA, 2-2)

Bainbridge holds a 2-2 record and a 4.28 ERA in 40.0 innings of work. He has made 10 appearances and nine starts and has allowed 51 hits and 19 earned runs. He has fanned 17 batters and walked 16, as opponents are hitting .325 against him.

SCOUTING LA TECH (20-12, 8-7 C-USA)

Louisiana Tech pitchers combined to strike out 15 batters and the Bulldogs scored three runs in both the fourth and seventh innings which

FIRST PITCH

SITE: Ruston, La. | J.C. Love Field at Pat Patterson Park

RADIO: STAR 1310 | Monarch Media

WEBCAST: latechsports.com

STATS: latechsports.com

ODU BASEBALL MEDIA

CONTACT: Maggie Bonner

EMAIL: meroy@odu.edu

TWITTER: @ODUSports

@ODUBaseball

2016 SEASON HIGHLIGHTS

- The two consecutive shutouts (NC State 5-0 & Kent State 2-0) to start the season marked the first time since 1995 ODU had two straight and the first time since 1992 the Monarchs have opened the season with two shutouts.
- Myers' walk-off home run against Liberty was the first since Mike Perez led off the bottom of the ninth inning with a solo homer against Longwood at the Bud on May 15, 2013.
- ODU's earned its first 3-0 start to C-USA play and first sweep to open conference play since 2008 (Delaware) after defeating WKU three times.
- The 5-4 win over UVA marked the program's fourth straight win over the defending national champions.
- Old Dominion recorded its first Conference USA road series sweep since taking down Marshall in 2014, capping the series at FIU with an 11-1 victory on Sunday.

PROBABLE STARTERS BY POSITION (SUBJECT TO CHANGE)

POS.	NO.	NAME	BA	GP-GS	H	2B	3B	HR	RBI
C	11	Kyle Beam	.208	26-22	16	3	1	3	17
1B	14	Kurt Sinnen	.280	36-32	33	6	1	1	20
2B	2	Jason McMurray	.241	37-37	33	9	1	1	19
3B	22	Nick Lustrino	.231	36-34	28	2	0	0	9
SS	15	Zach Rutherford	.295	37-37	43	4	2	1	18
LF	1	Justin Hayes	.239	35-23	21	3	1	0	12
CF	9	Connor Myers	.329	37-37	49	10	0	4	25
RF	4	Nick Walker	.301	37-37	40	6	2	0	23
DH	7	Will Morgan	.278	19-10	10	3	1	0	5

P	NO.	NAME	W-L	ERA	IP	H	ER	SO	BB
RHP	10	Nick Hartman	4-2	4.08	28.2	28	13	35	8
RHP	32	Victor Diaz	4-3	2.14	46.1	50	11	21	9
LHP	40	Adam Bainbridge	2-2	4.28	40.0	51	19	17	16

STATISTICAL BREAKDOWN		
VS LA TECH		
Monarchs	Hitting	Bulldogs
.257	AVG.	.285
.351	SLUG	.420
.348	OB%	.384
203	RUNS	200
319	HITS	308
55	2B	61
10	3B	11
14	HR	21
175	RBI	174
255	SO	179
152	BB	143
60-77	SB-SA	60-80
Monarchs	Pitching	Bulldogs
4.22	ERA	3.70
332.1	IP	287.0
229	SO	273
.280	B/AVG.	.242
Monarchs	Fielding	Bulldogs
997	PO	861
411	A	355
46	E	34
.968	Fld. %	.973
33	DP	21

C-USA PLAYERS OF THE WEEK

Feb. 22	H	Esteban Puerta, 1B, FAU
Feb. 22	P	Sam Sinnen, RHP, ODU
Feb. 29	H	Thomas Peter, LF, WKU
Feb. 29	P	Tyler Clancy, LHP, LA Tech
Mar. 7	H	Chandler Hall, SS, LA Tech
Mar. 7	P	Jon Duplantier, RHP, Rice
Mar. 14	H	Drew Ober, DH, Charlotte
Mar. 14	P	Ricardo Salinas, RHP, Rice
Mar. 21	H	Kerr (FAU) & Sandlin (USM)
Mar. 21	P	Aaron Burns, RHP, UTSA
Mar. 28	H	Charlie Warren, RF, Rice
Mar. 28	P	Jon Duplantier, RHP, Rice
Apr. 4	H	Zack Soria, C, FIU
Apr. 4	P	Nate Hoffman, RHP, MTSU
Apr. 11	H	Ober (CHA) & Washam (LA Tech)
Apr. 11	P	Holden Capps, LHP, Charlotte
Apr. 18	H	Tristan Gray, OF, Rice
Apr. 18	P	Joshua Shapiro, LHP, Marshall

P - Pitcher
H - Hitter

led to a 7-3 victory over Grambling State Wednesday night in Ruston. LA Tech moved to 21-12 overall on the season as the Bulldogs have now won 24 straight contests over Grambling State on the diamond.

Braden Bristo (3-4) started for LA Tech on the mound and earned the win after pitching four innings and allowing two runs on five hits while striking out eight batters he faced. As a team, LA Tech's pitching staff combined to strike out 15 Grambling batters, which is the second-highest strikeout total this season for the Bulldogs. Six different Bulldogs recorded one hit on the night with Jordan Washam leading the way with three RBI's thanks to his home run in the seventh. Stark, Ullrich and Diaz also drove in runs in the win, while Hall, Chase Lunceford and Jonathan Washam also had base hits for LA Tech.

Friday Starter: Phillip Diehl (LHP, RJr., 3.92 ERA, 2-4)

Diehl has made an appearance in nine games, with eight starts. He holds a 2-4 overall record in 43.2 innings pitched and has allowed 26 runs (19 earned) and 48 hits. He has fanned 51 batters and walked just 15, as opponents are hitting .286 against him.

2015: Started and appeared in three games in his first season with the Bulldogs before suffering a season-ending injury ... Was 0-2 on the mound with an 8.74 earned run average in 11.1 innings pitched ... Earned a no decision after pitching five shutout innings and recording four strikeouts to help LA Tech to a 3-1 win over UAPB (2/20).

Saturday Starter: Cameron Linck (RHP, Jr., 3.51 ERA, 2-0)

Linck has been on the mound seven times with five starts for the Bulldogs. He holds a 2-0 record and a 3.51 ERA in 25.2 innings. He has allowed 10 earned runs and has struck out 25 hitters and walked just six. Opponents are hitting .252 against him.

2014-15 (Hill College): Made 30 appearances for the Rebels in two seasons ... Started nine games for Hill as both a freshman and sophomore while pitching over 50 innings both years ... Struck out 34 in 13 appearances in his rookie season before returning as a sophomore to punch out 50 batters he faced in 17 appearances on the bump.

Sunday Starter: TBA

LAST TIME OUT

LEXINGTON, Va. -- Despite getting two home runs from freshman Seth Woodard, the Old Dominion Monarchs fell to VMI, 8-6, on Tuesday night at Grey-Minor Stadium. ODU dropped to 24-13 overall with the loss, while the Keydets improved their record to 18-24.

The Monarchs were the ones to get on the board first, as Connor Myers knocked in his 25th run with a single to right field with the bases loaded. Designated hitter Will Morgan reached on a fielder's choice as Myers was out at second, but he scored Rutherford in the process to give ODU the early 2-0 lead. Woodard opened the top of the second inning with his first collegiate home run to take on another run for the Monarchs (3-0).

The Keydets answered with a two-out homer from Peyton Maddox in the bottom of the second to knot the score at 3-1, but starting pitcher Jake Josephs closed the inning with his third strikeout of the night. The Keydets continued to threaten the Monarchs in the bottom of the third inning, as VMI had the bases loaded with two outs. Josephs stifled the Keydets once again with a seven-pitch strikeout to shut the door.

VMI registered five runs on five hits and one ODU error in the bottom of the fourth inning to take a 6-3 advantage over ODU, its first lead over the Monarchs this season. ODU cut the lead to two runs (6-4) in the top of the sixth inning after three straight scoreless outings with back-to-back doubles from Turner Bishop and Jason McMurray.

With a 3-2 full count, Woodard struck again, this time with a two-run home run to left center to tie the game at 6-6 in the top of the eighth inning. The homer marked his second of the game and his second of his career.

Relief pitchers Sam Sinnen and Morgan Maguire kept the Keydets scoreless for three straight innings, but in the bottom of the eighth, VMI match ODU's run count to retake the lead (8-6) heading into the final inning.

In the top of the ninth, the Monarchs had runners on second and third with two outs, but a ground out to first by Justin Hayes ended the game.

Woodard led ODU with a 3-for-4 showing, which included his two home runs. He also added two runs and three RBIs to his stat line. Rutherford, Myers, Bishop and McMurray each recorded a hit for the Monarchs. Brett Smith was hit with the loss after he allowed the go-ahead runs in the eighth inning.

Eaton paced VMI with three hits in four at bats to go along with his two runs and one RBI. Five other Keydets also recorded two hits, while two of them notched a double. Taylor Edens earned the win for VMI, pitching 1.1 innings and allowed just one hit.

The Monarchs will be back in action this weekend in Ruston against the LA Tech Bulldogs at J.C. Love Field at Pat Patterson Park. Both the web stream and live stats will be provided by latechsports.com.

ODU | 210 001 020 - 6 7 2
VMI | 010 500 02X - 8 15 2

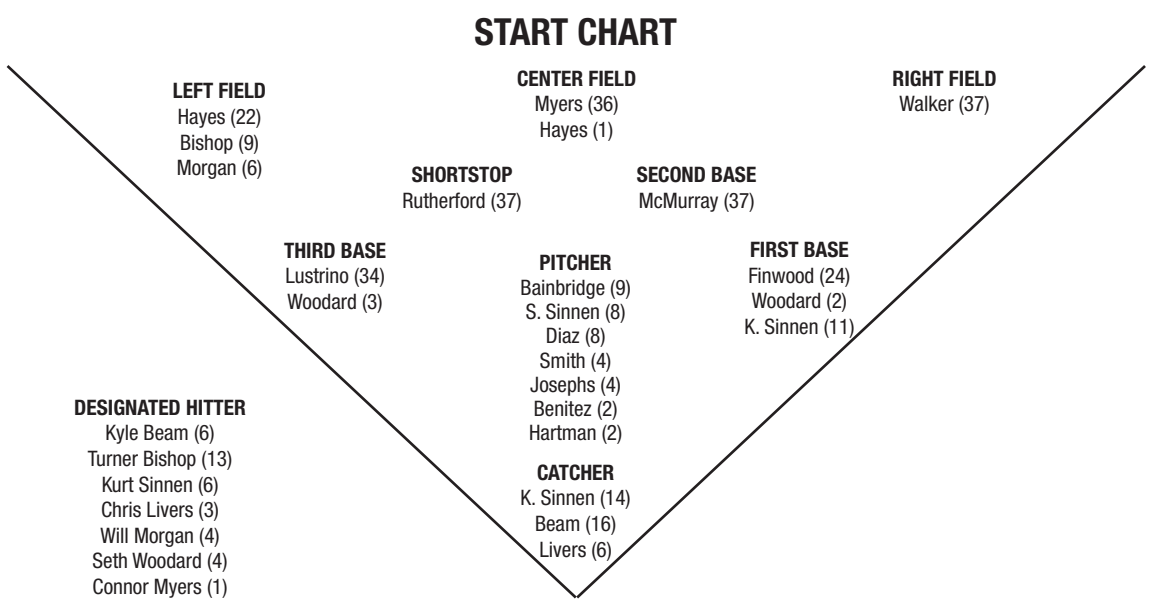
ODU | Jake Josephs, Culver Lamb (4), Sam Sinnen (4), Morgan Maguire (6), Brett Smith (8)
VMI | TJ Lighton, Jack Gomersall (2), Kyle Staats (6), Blaine Lafin (7), Micah Gorman (7), Taylor Edens (8)

Win | Taylor Edens (2-4)
Loss | Brett Smith (1-2)
Save | None

ROSTER BREAKDOWN		
PITCHERS: 15 (9 RHP, 6 LHP)		
10	Nick Hartman	RHP
16	Thomas Busbice	RHP
17	Culver Lamb	RHP
18	Grayson Bailey	LHP
21	Morgan Maguire	RHP
24	Brett Smith	RHP
28	Jake Josephs	LHP
31	Nate Matheson	LHP
32	Victor Diaz	RHP
34	Sam Sinnen	RHP
40	Adam Bainbridge	LHP
42	Joey Benitez	LHP
43	Isaiah Nelson	LHP
44	Drew Moyer	RHP
45	Jack Jett	RHP
OUTFIELDERS: (6)		
1	Justin Hayes	L/L
4	Nick Walker	R/R
7	Will Morgan	L/R
9	Connor Myers	R/R
23	Cory Alexander II	R/R
33	Turner Bishop	L/L
INFIELDERS: (8)		
2	Jason McMurray	R/R
6	Grey Finwood	R/R
15	Zach Rutherford	R/R
19	Darius Gillus	R/R
20	Bryce Windham	L/R
22	Nick Lustrino	L/R
25	Seth Woodard	R/R
29	Evan Baer	R/R
CATCHERS: (4)		
11	Kyle Beam	R/R
14	Kurt Sinnen	L/R
26	Chris Livers	R/R
37	Neil Ring	R/R
BATTING HAND:		
Right	20	
Left	13	
THROWING HAND:		
Right	25	
Left	8	
STATE:		
Iowa	1	
Maryland	2	
Michigan	1	
Nebraska	1	
New Jersey	4	
Oregon	1	
Pennsylvania	1	
Texas	1	
Virginia	21	
CLASS:		
Seniors	7	
Juniors	9	
Sophomores	5	
Freshmen	12	

No.	Name	Pos.	B/T	Ht.	Wt.	Yr.	Hometown (Last School)
1	Justin Hayes	OF	L/L	5-8	150	So.	Chesapeake, Va. (Western Branch)
2	Jason McMurray	INF	R/R	6-1	200	RSr.	West Des Moines, Iowa (Iowa Western)
4	Nick Walker	INF/OF	R/R	6-0	195	Jr.	Virginia Beach, Va. (Kellam)
6	Grey Finwood	INF	R/R	6-3	200	RSo.	Norfolk, Va. (Maury)
7	Will Morgan	OF	L/R	6-1	180	Fr.	Middletown, N.J. (Christian Brothers Academy)
9	Connor Myers	OF	R/R	5-11	180	Sr.	Middletown, Md. (Middletown)
10	Nick Hartman	RHP	R/R	6-2	180	Jr.	Katy, Texas (LSU-Eunice)
11	Kyle Beam	C	R/R	6-0	225	Jr.	Hood River, Ore. (Lane CC) (Hood River Valley)
14	Kurt Sinnen	C/1b	L/R	5-11	200	Jr.	Virginia Beach, Va. (Kellam)
15	Zach Rutherford	INF	R/R	6-2	180	So.	Chesapeake, Va. (Western Branch)
16	Thomas Busbice	RHP	R/R	6-1	205	Sr.	Papillion, Neb. (Iowa Western)
17	Culver Lamb	RHP	R/R	6-3	195	So.	Virginia Beach, Va. (Chipola College)
18	Grayson Bailey	LHP	L/L	6-1	210	RSr.	Virginia Beach, Va. (Lee University)
19	Darius Gillus	INF	R/R	5-11	205	RFr.	Chesterfield, Va. (L.C. Bird)
20	Bryce Windham	INF	L/R	6-0	170	Fr.	Monroe, Mich. (Saint Mary Catholic Central)
21	Morgan Maguire	RHP	L/R	6-2	205	Fr.	Rumson, N.J. (Rumson-Fair Haven Regional)
22	Nick Lustrino	INF	L/R	6-0	185	RSr.	Spring Lake, N.J. (Manasquan)
23	Cory Alexander II	OF	R/R	6-0	170	Fr.	Goochland, Va. (Goochland)
24	Brett Smith	RHP	R/R	6-4	195	Fr.	Chesapeake, Va. (Grassfield)
25	Seth Woodard	INF	R/R	6-2	220	Fr.	Newport News, Va. (Woodside)
26	Chris Livers	C	R/R	5-9	180	Sr.	Virginia Beach, Va. (First Colonial)
28	Jake Josephs	LHP	L/L	5-11	190	RJr.	Fairfax Station, Va. (South County)
29	Evan Baer	INF	R/R	6-1	200	Fr.	Virginia Beach, Va. (Princess Anne)
31	Nate Matheson	LHP	L/L	6-3	225	So.	Hampton, Va. (Kecoughtan)
32	Victor Diaz	RHP	R/R	6-0	195	RSr.	Perth Amboy, N.J. (St. Joseph's)
33	Turner Bishop	OF	L/L	6-1	195	Jr.	Virginia Beach, Va. (Kellam)
34	Sam Sinnen	RHP	R/R	5-11	205	Jr.	Virginia Beach, Va. (Kellam)
37	Neil Ring	C	R/R	5-10	195	Fr.	Appomattox, Va. (Blair Academy)
40	Adam Bainbridge	LHP	L/L	6-3	190	Jr.	Sinking Spring, Pa. (Wilson)
42	Joey Benitez	LHP	L/L	6-1	185	Jr.	Crofton, Md. (Archbishop Spalding)
43	Isaiah Nelson	LHP	L/L	5-11	170	Fr.	Norfolk, Va. (Norfolk Academy)
44	Drew Moyer	RHP	R/R	6-6	200	Fr.	Newport News, Va. (Woodside)
45	Jack Jett	RHP	R/R	6-4	205	Fr.	Reedville, Va. (Northumberland)

<p>Coaching Staff: Head Coach: 5 - Chris Finwood (VMI, '88), 5th season Assistant Coach: 12 - Karl Nonemaker Assistant Coach: 13 - Mike Marron Volunteer Coach: 8 - Logan Robbins Director of Operations - B.J. Burton</p>	<p>Pronunciation Guide 16 - Thomas Busbice (Bus-biss) 22 - Nick Lust-ree-no 26 - Chris Livers (Lie-vers) 29 - Evan Baer (Bear) AC - Karl Nonemaker (Non-ah-maker) AC - Mike Marron (Mare-in)</p>
--	---



2016 BASEBALL STANDINGS

	C-USA			All Games							
	W-L	Pct.	H	A	W-L	Pct.	H	A	N	L-10	Streak
Southern Miss	12-3	.800	6-0	6-3	27-11	.710	16-2	7-5	3-4	6-4	L1
Rice	12-3	.800	8-1	4-2	24-11	.686	17-6	7-2	0-3	8-2	W5
Florida Atlantic	11-4	.733	4-2	7-2	27-8	.771	14-4	11-4	2-0	6-4	W2
Louisiana Tech	8-7	.533	4-2	4-5	21-12	.636	12-4	7-8	2-0	6-4	W3
Marshall	8-7	.533	4-5	4-2	19-15	.559	14-6	5-7	0-2	5-5	W2
Old Dominion	7-8	.467	4-5	3-3	24-13	.649	15-7	6-6	3-0	5-5	L3
WKU	6-9	.400	4-2	2-7	19-18	.514	11-6	6-12	2-0	3-7	L1
Charlotte	6-9	.400	2-4	4-5	16-22	.421	9-13	5-8	2-1	4-6	L2
UAB	6-9	.400	5-4	1-5	14-22	.389	13-10	1-12	0-0	4-6	L1
FIU	5-10	.333	1-5	4-5	17-21	.447	11-12	6-9	0-0	4-6	L2
UTSA	5-10	.333	3-6	2-4	14-21	.400	8-12	6-9	0-0	3-7	W2
Middle Tennessee	4-11	.267	4-5	0-6	16-21	.432	11-9	4-11	1-0	3-7	L1

QUICK FACTS

GENERAL INFORMATION

Location Norfolk, Va. 23529
 Enrollment 24,672
 Founded .1930 (Norfolk Division of College of W&M)
 Nickname Monarchs
 Colors Slate Blue, Silver, Light Blue
 Stadium Bud Metheny Baseball Complex (2,500)
 Dimensions LF & RF (325), CF (395), Alleys (375)
 Surface Natural Grass
 Press Box Phones 757-683-5036 / 4142
 Conference Conference USA

UNIVERSITY PERSONNEL

President John R. Broderick (Northeastern)
 Faculty Representative Tim Seibles
 Athletic Director . Dr. Wood Selig (Washington & Lee)
 Assoc. Athletic Director (Baseball) Deb Polca
 Athletic Department Phone 757-683-3375
 Athletic Ticket Office 757-683-4444

COACHING STAFF

Head Coach Chris Finwood (VMI '88)
 Record at ODU 135-123 (5th season)
 Career Record 354-364 (14th year)
 Assistant Coaches
 Karl Nonemaker (Vanderbilt '02)
 Mike Marron (Holy Cross, '05)
 Logan Robbins (WKU, '11) / Volunteer
 Director of Operations B.J. Burton
 Office Phone 757-683-4230

TEAM INFORMATION

2015 Record 27-29
 2015 C-USA Record 13-17 (7th)
 School Record For Wins 50-11 in 1985
 Conference Championships
 '85 (Sun Belt), '94, '95, '96 (CAA)
 NCAA Appearances
 '82, '85, '90, '94, '95, '96, '00, '14
 Starting Pos. Players Returning/Lost 4/5
 Starting Pitchers Returning/Lost 4/1
 Letterman Returning/Lost 18/13

WALLACE AWARD WATCH LIST

The award, sponsored by Mizuno, honors the nation's top shortstop and will be presented as part of the annual Night of Champions celebration on July 2 in Lubbock, Texas. Of the 54 players recognized on the first watch list of the year, 19 are classified as freshmen or sophomores. Among the honorees is sophomore Zach Rutherford who's hitting .295 on the season to go with his .950 fielding percentage. Four other Conference USA shortstops made the list, as CJ Chatham (Florida Atlantic), Riley Delgado (Middle Tennessee State), Ford Proctor (Rice) and Nick Dawson (Southern Miss) were also honored. For more information on the Wallace Award or the Night of Champions event, visit www.collegebaseballhall.org.

ACADEMIC PROWESS

Conference USA recently released that a total of 291 student athletes from all of Old Dominion University's athletic teams, the highest number of any league member, have earned recognition to the Commissioner's Honor Roll during the 2015-16 academic year. Student-athletes named to the Commissioner's Honor Roll maintain a cumulative grade point average of 3.0 or better. ODU's total represents 55% of its total number of student athletes and marks the third year in a row that ODU placed the highest number of total athletes on the honor roll. In all, 2,684 total student-athletes were named to the Commissioner's Honor Roll from the 14 C-USA member institutions. From the baseball team, Corey Alexander, Evan Baer, Adam Bainbridge, Kyle Beam, Joey Benitez, Thomas Busbice, Victor Diaz, Darius Gillus, Justin Hayes, Jack Jett, Culver Lamb, Chris Livers, Nick Lustrino, Morgan Maguire, Nate Matheson, Jason McMurray, Will Morgan, Drew Moyer, Isaiah Nelson, Neil Ring, Zach Rutherford, Sam Sinnen, Brett Smith, Nick Walker and Seth Woodard were recognized.

ODU also had 53 student-athletes earn the Conference USA Commissioner's Academic Medal during the 2015-16 academic year. Medals are given to those C-USA student-athletes who have achieved a cumulative GPA of 3.75 or better. Evan Baer and Brett Smith represented the baseball team.

UVA AT HARBOR PARK

Old Dominion University baseball has announced that the contest against returning NCAA Champion Virginia will be played at Harbor Park on April 26 at noon. Last season, the Baseball Monarchs picked up their third consecutive win over nationally ranked UVA before a crowd of 6,029 fans on April 28. The audience marked the largest collegiate baseball crowd in state history, smashing the previous record of 5,421 that was set on May 3, 2011 at the Richmond Diamond for a Virginia-VCU game.

Tickets for the April 26th matchup are available online at www.YNotix.com. All seats are General Admission and priced at \$10 each. Group tickets are also available for \$7. Tickets purchased in advance are only available online or through the ODU Ticket Office (Monday through Friday, 10am-6pm, Ted Constant Center, 757-683-4444). Tickets will be available on the day of the game

UPCOMING GAMES IN C-USA

Fri., April 22

Marshall at Charlotte 5:00p
Florida Atlantic at FIU 5:30p
Old Dominion at Louisiana Tech 6:00p
(19) Rice at (18) Southern Miss 7:00p
UTSA at WKU 6:00p
Middle Tennessee at UAB 6:30p

Sat., April 23

Marshall at Charlotte 1:00p
UTSA at WKU 2:00p
Middle Tennessee at UAB 2:00p
Old Dominion at Louisiana Tech 3:00p
(19) Rice at (18) Southern Miss 4:00p
Florida Atlantic at FIU 5:30p

Sun., April 24

Old Dominion at Louisiana Tech 11:00a
Marshall at Charlotte 12:00p
Florida Atlantic at FIU 12:00p
UTSA at WKU 12:00p
(19) Rice at (18) Southern Miss 1:00p
Middle Tennessee at UAB 1:00p

All Times Central
Conference games in bold

MULTI-HIT GAMES					
PLAYER	2	3	4	5+	TOTAL
Zach Rutherford	7	3	1	-	11
Nick Walker	6	5	-	-	11
Connor Myers	6	2	3	-	11
Jason McMurray	9	-	-	-	8
Nick Lustrino	8	-	-	-	8
Kyle Beam	5	1	-	-	6
Kurt Sinnen	4	1	1	-	6
Justin Hayes	4	1	-	-	5
Will Morgan	2	-	-	-	2
Seth Woodard	-	1	-	-	1
Turner Bishop	-	1	-	-	1
TEAM	51	15	5	0	71

CAREER MULTI-HIT GAMES					
PLAYER	2	3	4	5+	TOTAL
Connor Myers	35	11	4	-	50
Nick Walker	30	9	1	-	40
Zach Rutherford	13	10	1	-	24
Jason McMurray	18	2	-	-	20
Nick Lustrino	14	-	-	-	14
Justin Hayes	8	2	-	-	10
Kurt Sinnen	8	1	1	-	10
Chris Livers	2	-	-	-	2
Kyle Beam	5	1	-	-	6
Will Morgan	2	-	-	-	2
Seth Woodard	-	1	-	-	1

MULTI-RBI GAMES					
PLAYER	2	3	4	5+	TOTAL
Connor Myers	6	1	-	-	7
Kyle Beam	3	2	-	-	5
Nick Walker	4	-	-	1	5
Kurt Sinnen	3	1	1	-	5
Jason McMurray	4	1	-	-	5
Turner Bishop	2	-	1	-	3
Justin Hayes	2	-	-	-	2
Will Morgan	-	1	-	-	1
Grey Finwood	1	-	-	-	1
Seth Woodard	-	1	-	-	1
Zach Rutherford	-	1	-	-	1
TEAM	25	8	2	1	36

CAREER MULTI-RBI GAMES					
PLAYER	2	3	4	5+	TOTAL
Nick Walker	19	2	-	1	22
Connor Myers	11	8	-	-	19
Jason McMurray	6	3	1	-	10
Zach Rutherford	2	2	1	-	5
Kyle Beam	3	2	-	-	5
Nick Lustrino	3	-	-	-	3
Kurt Sinnen	4	1	1	-	6
Justin Hayes	3	-	-	-	3
Chris Livers	1	-	-	-	1
Turner Bishop	2	-	1	-	3
Will Morgan	-	1	-	-	1
Seth Woodard	-	1	-	-	1

at the Harbor Park Ticket Office.

FOLLOW THE LEADER

Connor Myers is one of two Conference USA players to lead his team in batting average (.329), hits (49) and RBI (25). Danny Hudzina from WKU is the only other player to achieve that feat. To take it a bit further, Myers is the only player in the conference to lead his team in those categories AND lead his team in runs (33), as Hudzina sits in second in runs for the Hilltoppers.

NCAA RPI REPORT

The NCAA last updated the RPI report and Old Dominion came in at No. 48 out of 300 schools. Four Conference USA teams rank in the top 50, with Rice leading the way at No. 18. Below is the C-USA RPI breakdown.

Rice 18	Middle Tennessee 99
Southern Miss 19	Marshall 101
Florida Atlantic 23	UTSA 117
Old Dominion 48	UAB 131
Western Kentucky 80	Charlotte 165
LA Tech 90	FIU 170

SWEEP OR GET SWEEP

The Monarchs had no in-between when it come to Conference USA series, as the team either swept the series or got swept in the four series that were played before UTSA. The streak was snapped when the Monarchs went 1-2 against the Roadrunners at the Bud Metheny Complex. Prior to the UTSA series, ODU went 3-0 to open the season at the Bud against WKU, got swept by Rice and Florida Atlantic and recorded its first Conference USA road series sweep since taking down Marshall in 2014, capping the series at FIU with an 11-1 victory. The Monarchs are now 4-5 at home and 3-3 on the road in Conference USA action. ODU will face LA Tech in Ruston this weekend.

THE NITTY GRITTY

Old Dominion is 24-13 overall and according to WarrenNolan.com has a RPI rating of 52 and is ranked 72nd in strength of schedule. The Baseball Monarchs are 2-6 against top 50 RPI teams, 8-1 against 51-100, 9-5 against 101-200 and 5-1 against 200+ RPI teams. ODU is also a part of the conference that is 145-104 overall with the fourth highest conference RPI in the nation (0.5354) out of 31 total conferences. The SEC ranks first, followed by the ACC and the Pac 12. C-USA is ranked ahead of two power five conferences, the Big 12 (5) and Big Ten (6).

BASEBALL AMERICA PROJECTED FIELD OF 64

For five straight weeks, the Baseball Monarchs were listed as the first four out of the tournament before falling at VMI. For the first time (April 20), the Monarchs are listed as the next four out with Pittsburgh, Georgia and Duke. Florida Atlantic, Southern Miss and Rice are the only Conference USA schools listed for a regional appearance.

AGREEABLE WEATHER

Old Dominion has had just one game canceled and three rescheduled so far this season due to inclement weather. In the grand scheme of baseball, that is plagued by sporadic weather, that is a pretty good stat. Last season, ODU had to reschedule nine games and canceled the entire Seton Hall series in February.

A FEW NOTES ON 2016 C-USA BASEBALL

Conference USA has proven itself as one of the toughest baseball conferences. During the season, C-USA moved up to No. 3 in the conference RPI rankings (boydsworld.com & warrennolan.com). While the league has twice finished the season as the No. 4-ranked conference, a top three finish would be a new high mark for C-USA. Below are a few quick facts about what the league is accomplishing in 2016:

- A number three ranking in the Conference RPI rankings
- Four schools in the top 50 of the RPI rankings
- Seven schools in the top 100 of the RPI rankings
- Seven different schools have defeated a nationally-ranked non-conference opponent at the time they played
- C-USA schools have defeated three schools that played in last year's College World Series, including wins over Vanderbilt and Virginia, the last two National Champions

Below is what the league has accomplished since its first season in 1996

- Six College World Series Appearances
- 63 NCAA Appearances
- Three National Players of the Year
- Three National Freshmen of the Year
- 144 All-Americans
- Schools have combined to win 40 or more games 62 times in the past 12 years
- Has had a team ranked No. 1 in the nation in four different seasons
- Hosted 14 NCAA Regionals and six Super Regionals
- 2003 National Champions - Rice
- 98 all-time NCAA Appearances (66 since 1995)

HOME AWAY FROM HOME

Old Dominion will host 28 games at the Bud Metheny Baseball Complex this season, including 15 Conference USA games. The natural grass stadium seats 2,500 people and houses one of the best atmospheres in college baseball. This

season, ODU is 15-7 at home. The Monarchs hold a two-game losing streak following the UTSA series at the Bud, but welcome UAB and MTSU to the stadium later in the season.

THICK AS THIEVES

The Old Dominion Monarchs have stolen 60 bases this season in 77 attempts, as 13 different players have stolen at least one base so far. ODU's opponents have only stolen 26-of-39 bases this season. The Old Dominion record for stolen bases was set in 1985 when the Monarchs went 132-151 throughout the season.

Nick Walker leads the way on the base path with 14 steals, ranking him second in C-USA and 68th in the nation. As a team, the Monarchs rank 24th in the nation in total stolen bases and first in C-USA, while ranking 30th in stolen bases per game (1.67), which is second in the conference.

Below is the season's breakdown.

Player	SB	ATT
Rutherford	8	10
Myers	13	17
Walker	14	17
Hayes	7	10
McMurray	4	6
Lustrino	3	5
Finwood	2	2
K. Sinnen	3	3
Morgan	2	3
Windham	1	1
Woodard	1	1
Bishop	1	1
Livers	1	1
Totals	60	77

SCORING IN BUNCHES

Old Dominion averages 5.49 runs per game and when the Monarchs score, most of the time, it comes in bunches. ODU has posted 16 innings in which the team has scored four or more runs, including two 4-plus innings against Western Kentucky (4 in the 6th & 7 in the 8th) on March 19th. The most runs the Monarchs have scored in an inning is eight, which the team accomplished in the eighth inning in game three at FIU (4.10). The team's previous high of seven was hit twice (VMI on March 22 and WKU on March 19).

COMMONWEALTH SUCCESS

Since head coach Chris Finwood took over the program in 2012, ODU has had great success over other schools from the Commonwealth State. The Monarchs have been especially dominant at home against in-state competition, holding a 26-15 record in games played at either the Bud Metheny Baseball Complex, Harbor Park or War Memorial Stadium. In the five games against teams from Virginia this season, ODU is 7-2, including a 5-4 victory over defending National Champions UVA. The Monarchs defeated Norfolk State, Liberty, VCU, W&M, VMI and UVA so far this season, but fell to Virginia Tech and VMI on the road. ODU is set to face UVA one more time at Harbor Park.

OVERALL RECORD VS VIRGINIA TEAMS

vs. VMI 14-2	vs. Richmond 3-2	vs. Virginia Tech 0-1
vs. Virginia 4-2	vs. Radford 1-0	
vs. James Madison 4-2	vs. Norfolk State 3-2	
vs. George Mason 3-3	vs. W&M 8-3	
vs. VCU 3-6	vs. Va. State 1-0	
vs. Liberty 3-6	vs. Longwood 1-1	

CARDIAC MONARCHS

The Monarchs have had a habit of taking things down to the wire the past 10 seasons, playing in 117 games decided by one run. The school record for most one-run games was set during the 1988 season under Mark Newman when they team played in 23 close games. ODU played in nine one-run decisions last season, and the trend seems to be climbing this year, as the Monarchs have already played in nine one-run games, with three walk-off wins. Kurt Sinnen's walk-off hit against VMI marked the third for ODU, as Kyle Beam singled to beat Manhattan and Myers knocked one out of the park against Liberty.

2007	12	2012	9
2008	10	2013	12
2009	15	2014	15
2010	17	2015	9
2011	9	2016	9

2016 C-USA CHAMPIONSHIP

The 2016 Conference USA Championship will return to Hattiesburg, Miss. for the third year in a row and the sixth time in the league's history. Southern Miss also hosted the 2015, 2014, 2009, 2005 and 1996 C-USA Championships at Pete Taylor Park. The Championship will feature the top eight teams in regular-season league play, and the format features two double-elimination brackets, with a single-elimination championship game. The championship game on Sun., May 29 will air on CBS Sports.

TWO-OUT HITTING		
PLAYER	AVG	RBI
Kyle Beam	.154	2
Turner Bishop	.111	5
Grey Finwood	.182	1
Darius Gillus	.000	0
Justin Hayes	.200	3
Chris Livers	.167	0
Nick Lustrino	.146	2
Jason McMurray	.182	6
Will Morgan	.421	3
Connor Myers	.314	6
Zach Rutherford	.316	5
Kurt Sinnen	.359	8
Nick Walker	.205	9
Bryce Windham	.000	0
Seth Woodard	.182	2
TEAM	.226	52
HITTING STREAKS		
PLAYER	LONGEST	CURRENT
Kurt Sinnen	8	-
Nick Walker	8	-
Connor Myers	8	8
Zach Rutherford	7	7
Turner Bishop	6	1
Nick Lustrino	6	-
Jason McMurray	4	1
Justin Hayes	3	-
Chris Livers	3	2
Will Morgan	3	-
Kyle Beam	3	-
Grey Finwood	3	-
Seth Woodard	2	1
Darius Gillus	1	-
REACHED BASE STREAKS		
PLAYER	LONGEST	CURRENT
Nick Walker	18	9
Connor Myers	15	8
Nick Lustrino	12	1
Zach Rutherford	12	7
Kurt Sinnen	11	7
Jason McMurray	8	1
Chris Livers	7	2
Grey Finwood	6	1
Turner Bishop	6	1
Kyle Beam	5	1
Justin Hayes	4	-
Will Morgan	3	-
Seth Woodard	3	1
Darius Gillus	1	-
Bryce Windham	1	-
CURRENT ODU STREAKS		
All Games		L3
Games at Bud Metheny Complex		L2
Road Games		L1
vs. Ranked Opponents		L3
vs. Conference (Home)		L2
vs. Conference (Away)		W3
vs. Non-Conference (Home)		W5
vs. Non-Conference (Away)		L1

ODU 2016 RECORD WHEN...	
Overall	24-13
Non-Conference	17-5
Conference	7-8
Home	15-7
Away	6-6
Neutral	3-0
Day	18-9
Night	6-4
vs. Left hander	8-5
vs. Right hander	16-8
1-Run games	7-2
2-Run games	5-3
5+ Run games	9-4
Extra innings	2-1
Shutouts	2-2
When scoring 0-2 runs	1-9
When scoring 3-5 runs	8-2
When scoring 6-9 runs	8-2
When scoring 10+ runs	7-0
When opponent scores 0-2 runs	10-0
When opponent scores 3-5 runs	10-5
When opponent scores 6-9 runs	3-5
When opponent scores 10+ runs	1-3
When scoring in the 1st inning	14-2
When opponent scored in the 1st inning	3-0
When scoring First	18-7
When opponent scores first	6-6
When leading after 6 innings	20-1
When leading after 7 innings	18-1
When leading after 8 innings	21-1
When trailing after 6 innings	2-9
When trailing after 7 innings	3-9
When trailing after 8 innings	0-11
When tied after 6 innings	2-3
When tied after 7 innings	3-3
When tied after 8 innings	2-0
Hit 0 home runs	15-11
Hit 1 home run	7-1
Hit 2+ home runs	2-1
Opponent hits 0 home runs	18-6
Opponent hits 1 home run	4-7
Opponent hits 2+ home runs	2-0
When making 0 errors	10-2
When making 1 error	6-5
When making 2+ errors	8-6
When out-hit opponent	12-1
When out-hit by Opponent	7-12
When hits are tied	5-0

BABE AND BUD

Everyone knows who Bud Metheny is in the baseball world, but little know that he was the last New York Yankee to wear No. 3, Babe Ruth's number, before it was retired in honor of the star in 1948. Bud played for the Yankees from 1938-47, where he played in the second and last game of the 1943 World Series as the Yankees defeated the St. Louis Cardinals. In 1984, to honor Bud and his days with the Yankees, Old Dominion University adopted the Yankees uniform with the blue pinstripes.

The 1940 William and Mary graduate (he earned his M.Ed from William and Mary in 1952) launched a managerial career in 1948 piloting the Boston Red Sox Class "D" team in Baxley, GA. He spent the next season in the Piedmont League (Class "B") playing outfield for the Portsmouth team in 1949-50, and managing the Newport News team in 1950. Despite those commitments, Metheny still found time to begin his 32-year Old Dominion career in the spring of 1948.

Metheny joined the athletic staff in 1948 as head baseball coach compiling a 423-363-6 record before retiring in 1980. He was honored by the NCAA as the Eastern Regional Coach of the Year in 1963 and 1964 when his Monarchs captured College Division crowns those two years. Metheny was named National Coach of the Year in 1964. In 1980, his final season as the Monarchs head coach, ODU captured the Virginia State Championship by defeating the University of Virginia.

TOUGH SCHEDULE

The Baseball Monarchs are not a team to shy away from playing some of the toughest teams in the nation. ODU made a 2016 schedule that once again faced the cream of the crop. Three of ODU's opponents are ranked in the top 25 polls, including the Monarchs' fist matchup of the season NC State, with Southern Miss knocking on the door. Additionally, five of ODU's opponents advanced to the NCAA Regionals in 2015, two reached the Super Regionals and one went to Omaha for the College World Series, including eventual CWS Champion UVA. The Monarchs defeated UVA in Charlottesville and will face the Cavaliers again at Harbor Park.

A FAMILY AFFAIR

Sam and Kurt Sinnen, fraternal twins, have been playing baseball together since they were little. They grew up and played at the same high school and now the same University. Sam made the decision to attend Old Dominion first and his brother quickly followed. The Sinnen family also made the decision to become the legal guardians of Turner Bishop, a young man who played baseball with the Sinnen twins at Kellam High School. Bishop has become one of the Monarchs most deadly hitters, starting some games as a designated hitter.

The family atmosphere doesn't stop there, as Grey Finwood is playing for his father, head coach Chris Finwood. Grey, now a sophomore at ODU, started in the first seven games for the Monarchs at first base.

EXTRA INNINGS WITH CHRIS FINWOOD

Extra Innings with Chris Finwood debuts March 7 on ESPN Radio 94.1. The show will air every Monday evening. Finwood will give a recap of the previous week's games and upcoming Monarch baseball games as well as player interviews with host and ODU Director of Broadcasting Ted Alexander.

REACHING NEW HEIGHTS

The Baseball Monarchs continued its best start in a decade by moving to 18-4 after taking two against the VMI Keydets. The record marked the best 22-game start since 2006 (19-3) and after sweeping the Hilltoppers in the C-USA opening weekend, ODU recorded its first ever 3-0 start to C-USA play and its first sweep to open conference play since 2008 against Delaware. In the Monarchs 8-2 win over VMI on March 22, the team hit for the cycle with the first four batters of the game. Myers notched a double, Rutherford hit a single, Walker posted a triple and Kyle Beam knocked one out of the park.

NO RUNS FOR YOU

In ODU's opening two games, the Monarchs did not allow a run, marking the first time since 1992 that the program started the season two-straight shutouts. The games also marked the first time since 1995 that ODU has notched back-to-back shutouts. ODU opened the 1992 season with back-to-back shutouts over Coppin State (12-0 and 10-0) and put two together in 1995 with wins over Towson (7-0) at home then at Liberty (5-0).

C-USA PITCHER OF THE WEEK

Junior right-hander, Sam Sinnen, was named the Conference USA Pitcher of the Week for his efforts in the season-opening win over No. 10 NC State, as the league announced Monday afternoon.

Sinnen earned his first career weekly honor after holding No. 10 NC State to no runs and just two hits in five innings of work, as the Monarchs defeated the Wolfpack, 5-0, on opening day at the Caravelle Resort Tournament. He highlighted the day by ending the biggest NC State threat in the fourth inning by striking out the batter with two runners left on base.

Sinnen pitched a solid game before giving way in the sixth inning, finishing the game with three strikeouts and two walks as ODU opened the season with a win over a ranked opponent.

THREE TABBED PRESEASON ALL-CONFERENCE USA

Senior outfielder Connor Myers, junior pitcher Sam Sinnen and sophomore infielder Zach Rutherford represented the Monarchs on the C-USA preseason team, as Old Dominion was the only program to feature three athletes.

Myers finished the season hitting .302, knocking in 28 RBI on the season. He posted 17 multiple-hit games and

13-straight games with a hit. He was a threat once on base, as he stole 20 bases on 25 attempts, which ranked second in Conference USA. Myers led the outfield with 150 putouts, including two diving catches against Bryant and one against UAB that were both featured on SportsCenter Top-10.

Sinnen led team with a 6-3 record last season and a 2.84 ERA, which was second on the team. In 66.2 innings of work, he walked only 15 batters and paced the team with 53 strikeouts. Sinnen, who had been a part of three Monarch shutouts, recorded three saves and appeared in 21 games. He capped his sophomore campaign with Second Team All-Conference USA honors.

Rutherford started in 42-of-43 games, mostly at shortstop, as a freshman and was third on the team in hitting at .317 overall and .355 in 27 C-USA games. He recorded 13 multiple-hit games and knocked in a career high four RBI against nationally ranked Florida Atlantic. Rutherford committed only five errors and was named to the Conference USA All-Freshman squad at the conclusion of the season. Rutherford highlighted his freshman campaign by becoming just the 16th Baseball Monarch to be selected to the Collegiate Baseball and Baseball America Freshman All-American teams.

EARLY SIGNING PERIOD

Devon Adams - C- 5'11 180-South Riding, Va. (Paul VI Catholic)

A native of South Riding, Virginia, Adams earned first team All-Washington Catholic Athletic Conference honors while representing Paul VI Catholic High School. He also was named a second-team All-Virginia Independent School Athletic Association honoree.

Kyle Battle - OF- 6'1 175- Glen Allen, Va. (Glen Allen)

A Glen Allen, Va. native, Battle started in the outfield for the Glen Allen Jaguars, helping the team win the state championship as a junior. He registered a .412 batting average last year, including six doubles and four homeruns. At the conclusion of his junior campaign, Battle racked up the awards, earning first team All-Conference, All-Region, All-State and All-Metro laurels. He was also a standout in the classroom and picked up VHSL first team academic honors.

Michael Blanchard - RHP- 6'6 175, Suffolk, Va. (Nansemond River)

Blanchard went 5-1 in 36 innings as a junior at Nansemond River. He struck out 41 batters and had a 2.21 ERA.

Zack Eggers - LHP- 6'1 170 Flower Mound, Texas (Flower Mound)

While playing for Flower Mound High School in Texas and representing the Dallas Mustangs in the summer, Eggers was named to the All-Tournament Team in Perfect Game Jupiter and was also named to the Top Prospect Team at The Perfect Game Underclass South showcase in Houston in 2014. He is also a black belt in Martial Arts.

Carson Henry - INF- 6'1" 180- Virginia Beach, Va. (Greenbrier Christian)

A native of Virginia Beach, Henry has started at shortstop for Greenbrier Christian High School in Chesapeake since his sophomore season. In 2015, he hit .377, led his squad in RBIs and helped Greenbrier Christian capture the 2015 State Championship.

Corey Klak - LHP- 6'4" 175- Chesapeake, Va. (Western Branch)

Klak, a Chesapeake, Va. native, has had two very good years for Western Branch high school. He went 10-1 on the mound his junior season and was an all-conference selection. As a sophomore helped lead his Western Branch High School team to a Regional Championship, taking down nationally ranked Cosby High School in the process. The team advanced to claim the State Championship after defeating Chantilly in the title game. Klak was voted by the league as the Rookie of the Year as a sophomore and was named to the All-Conference second team for pitching and was voted as the team's Most Improved Player as a junior.

Vinnie Pasquantino - 1B- 6'4" 210 Midlothian, Va. (James River)

Pasquantino comes from Midlothian, Va. where he was a member of the James River High School varsity squad. The 6'4" standout first baseman hit an incredible .537 as a junior with five homeruns, en route to earning first team All-Region 6A South and first team All-Metro honors.

Joe Strzelecki - RHP- 6'3 215- Boynton Beach, Fla. (Polk CC)

Strzelecki joins the Baseball Monarchs from Polk Community College where he threw 27.2 innings as a freshman. He accumulated a 3.15 ERA, while striking out 28 batters last season. He attended Santaluces High School in Boynton Beach, Fla. and was a first team All-Conference selection along with MVP as a catcher and batted .386 as a senior.

John Wilson - LHP- 6' 170-Hampton, N.J. (North Hunterdon)

An all-state pitcher from North Hunterdon High School in Pittstown, New Jersey, John Wilson finished his junior campaign with an unblemished 7-0 record en route to leading his team to its first county championship since 1999. Wilson garnered first team All-Conference, All-Area, All-County and All-West Jersey accolades in both his sophomore and junior seasons. Additionally, he was named Skyland Conference Pitcher of the Year and Hunterdon County Democrat Player of the Year in 2015.

Jared Young - INF- 6'1" 180- Prince George, British Columbia, Canada (Connors State College)

Young grew up in Prince George, British Columbia where he played baseball and hockey at Kelowna Secondary School. During his freshman year at Minot State University, Young hit a team leading .398 with 25 extra base hits en route to earning NSIC All-Conference and Central D2 All-Region.



HEAD COACH CHRIS FINWOOD

In just four years Chris Finwood, the 2014 ABCA East Region Coach of the Year, has put the Monarch program back into the national spotlight. Finwood won his 100th game at ODU with a 15-1 win over Charlotte on April 5th at ODU. The 2015 Monarchs defeated three nationally ranked and NCAA bound teams. ODU swept the home and home series against Virginia, took two of three from Rice and defeated FAU as well.

Last season, Finwood joined the 100 win club and his Baseball Monarchs (27-29) enjoyed two wins over then No. 1/No. 23 ranked UVA and another Top 10 victory over No. 8 ranked Rice. At the conclusion of the season, Finwood saw three players earn Conference USA honors, while freshman Zach Rutherford was named a Freshman All-American on two occasions.

Three Monarchs were selected into the MLB draft, as P.J. Higgins was picked in the 12th round by the Chicago Cubs, Greg Tomchick in the 27th round (No. 812) by the St. Louis Cardinals and Taylor Ostrich in the 34th round (1029 pick) by the Kansas City Royals.

The Monarchs won 36 games in 2014, finished fourth in Conference USA, reached the league semifinals, and earned an at-large bid to the NCAA Regionals, ODU's first since 2000.

ODU posted a 36 RPI and played one of the nation's strongest non-conference schedules, beating No. 1 Virginia and C-USA champion Rice. The 2014 Monarchs turned a school record 68 double-plays, which ranked third nationally. The team fielded .976, which was good for a top 20 national ranking.

Senior reliever Dean Ali was named to C-USA's All-Academic squad, while two Monarchs were selected into the MLB draft, led by Ryan Yarbrough who went in the fourth round to Seattle.

In 2013, the Monarchs won 30 games and placed third in the school's final season in the Colonial Athletic Association. The Monarchs finished the season strong, winning seven of their last 10 games. ODU swept three-game series from NCAA tournament participant William & Mary and a road series at James Madison. Team MVP Ben Verlander was a semifinalist for the Gregg Olson award and two Monarchs were selected in the 2013 MLB draft.

Not only have the Monarchs produced on the field, the team has also had much success in the classroom. The 2013-2014 team had a GPA of over 2.9. The team earned better than a 3.0 GPA in the fall of 2013 and 2014.

Player development has always been a big part of Finwood's success. In his coaching career he has coached over 60 players who have been drafted by Major League Organizations and 6 of them have played in the Major Leagues.

Prior to coming to ODU, Finwood guided Western Kentucky for six years as head coach and was named the 2009 Sun Belt Conference Coach of the Year.

In six seasons, the Hilltoppers witnessed unprecedented success under Finwood, a Hampton, Va. (Hampton High) native. Magical postseason runs in 2008 and 2009, both

in the Sun Belt and NCAA Tournaments, highlighted the Finwood era, as he compiled a 190-154 record at the Bowling Green, Ky. school. His 2009 squad reached the regional final in Oxford, Miss.

WKU captured the 2008 Sun Belt tournament championship. In 2009, en route to notching the program's first 40-win season in 21 years, the Hilltoppers won the Sun Belt Regular Season championship. In those two seasons, WKU earned with back-to-back trips to the NCAA Tournament, including the program's first at-large invitation (2009). The 2009 team made it to the final game in the Oxford regional and finished the year ranked 23rd in the country.

Prior to his stint at Western Kentucky, Finwood served as an assistant coach at Auburn for five seasons and helped lead the Tigers to four NCAA Regionals. During his time at Auburn, Finwood was responsible for all aspects of the Tiger defense, while also coordinating the program's recruiting efforts. In his five seasons, Auburn posted five winning campaigns and combined for 181 victories. The 2003 team, earned a top-seed in the NCAA tournament and hosted a regional after a 42-21 season and second-place finish with the West Division of the Southeastern Conference. Auburn again advanced to the regionals in 2005, falling in the finals to host Florida State.

In his five seasons at Auburn, he oversaw a defense that posted the two best fielding percentages in school history, finishing at .970 in 2002 and .968 in 2003. The 2002 fielding percentage also ranked second in the SEC and 12th nationally.

Prior to joining the staff at Auburn Finwood spent six seasons at Virginia Commonwealth -- four seasons as an assistant (1995-98) before serving as the Rams' associate head coach in 1999 and 2000. Finwood helped guide VCU to a 219-139 record in six years in Richmond. In his six seasons, VCU claimed Colonial Athletic Association regular-season titles in 1997 and 1998. The Rams also earned trips to the NCAA Tournament in 1998 and 1999, winning 40-plus games both seasons, including a school-record 46 victories during the 1998 campaign.

Finwood began his coaching career at his alma mater -- Virginia Military Institute -- serving as an assistant for three seasons before taking over the head coaching duties from 1992-94. After inheriting a VMI team that had won just two games the year before, Finwood led the Keydets to a school-record 21 wins in 1993 and 1994 and a berth in the 1993 Southern Conference Tournament championship game.

A four-year starter on the field at VMI from 1985-88, Finwood was named to the Southern Conference All-Northern Division team three times. A career .300 hitter, he posted a .399 batting average as a senior -- the sixth-best average in school history. He was also named team captain during his senior season and finished his career with the Keydets ranked second in hits and runs scored. Finwood was inducted into the VMI Athletics Hall of Fame in the summer of 2003.

Finwood was introduced as the Monarchs head coach on June 28th, 2011 and is the 13th head baseball coach in ODU history. He and his wife Annette have two children -- a daughter, Riley, and son, Greyson.

THE FINWOOD FILE

Born: Jan. 20, 1966 in Plattsburgh, N.Y.

High School: Hampton (Va.) High School

High School Athletics: Baseball, Basketball

College: Virginia Military Institute, 1988 (BA, English)

College Athletics: Baseball (1985-88), shortstop, four letters

Coaching Experience:

Virginia Military Institute, Assistant Coach, 1989-91

Virginia Military Institute, Head Coach, 1992-94

VCU, Assistant Coach, 1995-98

VCU, Associate Head Coach, 1999-2000

Auburn, Assistant Coach, 2001-05

Western Kentucky, Head Coach, 2005-2011

Old Dominion, Head Coach, 2012-Present

HEAD COACHING RECORDS | CAREER RECORD: 378-377

ODU

2012 | 19-34

2013 | 30-24

2014 | 36-26 | NCAA Regional

2015 | 27-29

2016 | 24-13

TLS 136-126 (5 years)

WKU

2006 | 22-30

2007 | 25-30

2008 | 33-27 | SBC Champions/ NCAA Tournament

2009 | 42-20 | SBC Reg. Season Champions/NCAA Reg. Finals

2010 | 35-23

2011 | 33-24

TLS 190-154 (6 yrs)

VMI

1992 | 11-39

1993 | 20-29

1994 | 21-29

TLS 52-97 (3 yrs)

FINWOOD MILESTONES

Coach of the Year: 2009 (Sun Belt)

1st Victory: Feb. 21, 1992 vs. Shenandoah (7-2 at VMI)

100th Victory: Feb. 22, 2008 vs. Bowling Green (11-4 at WKU)

200th Victory: April 10, 2010 vs. South Alabama (12-4 at WKU)

300th Victory: Mar. 8, 2014 at No. 17 Rice (2-1 at Rice, 10 inn.)

THE LAST TIME...

ODU TEAM...

Scored 30 or more runs in a game	2000 at Norfolk State (31)
Scored 20 or more runs in a game	April 2, 2014 vs. William & Mary (20)
Had 30 or more hits in a game	March 7, 2000 at Norfolk State (30)
Had 20 or more hits in a game	April 2, 2014 vs. William & Mary (21)
Hit five triples in a game	May 1, 1964 vs Lynchburg (5)
Hit six home runs in a game	May 14, 1992 vs James Madison (6)
Shut out an opponent	February 20, 2016 (2-0 vs Kent State)
Was shutout by an opponent	April 16, 2016 (0-3 vs UTSA)
Shut out a C-USA opponent	May 16, 2015 (11-0 at UAB)
Was shut out by a C-USA team	April 16, 2016 (0-3 vs UTSA)
Shut out a C-USA opponent in consecutive games	N/A
Swept a conference series at home	March 18-19, 2016 vs. WKU
Swept a conference series on the road	April 8-10, 2016 at FIU
Was swept in a conference series at home	April 1-3, 2016 vs No. 17 Florida Atlantic
Was swept in a conference series on the road	March 25-17, 2016 at Rice
Beat a ranked opponent.....	March 30, 2016 at No. 20 Virginia
Won 10-straight games	March 17-April 2, 2006
Won 10-straight C-USA games	N/A
Won 10-straight games at home.....	March 15-April 15, 2006
Won 10-straight games on the road.....	1986
Won 40 games in a season.....	1994 (40)
Won a regular season conference championship.....	2007 (Colonial Athletic Association)
Won the conference tournament.....	1996 (Colonial Athletic Association)
Competed in the NCAA Regionals	2014 (at South Carolina)
Ended a game in a tie	1988 (3-3, at Virginia)
Turned a triple play	May 8, 2012 vs Longwood

AN ODU PLAYER...

Hit for the cycle	N/A
Hit two doubles in a game.....	April 8, 2016 (Kurt Sinnen at FIU)
Hit three doubles in a game	May 11, 2010 (Chris Basker vs UMES)
Hit two triples in one game	March 2, 2005 (Evan Chipman vs Norfolk State)
Hit two home runs in one game	April 19, 2016 (Seth Woodard at VMI)
Hit three home runs in one game	March 9, 2013 (Ben Verlander vs Northeastern)
Hit a walk-off home run	March 1, 2016 (Connor Myers vs Liberty)
Hit a grand slam	March 4, 1997 (Tony Gsell vs George Washington)
Hit two grand slams in one day.....	May 21, 2010 (Chris Buss at Hofstra)
Had 5+ RBI.....	March 16, 2016 (Nick Walker, 6)
Hit safely in 20-straight games	2010 (Chris Baker, 28 games)
Hit safely in 30-straight games	March 23, 2010 to February 26, 2011 (Chris Baker, 34 games)
Hit 20 home runs in one season	1997 (Ron Walker, 20)
Hit .400 for the season	2009 (Jake McAloose; .413)
Was the Conference Player of the Year	2011 (Kyle Hald - CAA)

AN ODU PITCHER...

Won 10 games	2007 (Anthony Shawler, 11)
Struck out 10 or more.....	April 15, 2006 (Jason Godin vs Northeastern, 18)
Threw a no-hitter.....	May 11, 2010 (9 inn.) (C.J. Huyett)
Threw a complete game (Win)	April 19, 2015 (Adam Bainbridge vs Marshall)
Pitched 10 or more innings	1972 (Jack Baker vs Xavier-Ohio) (13)
Was the Conference Pitcher of the Year.....	2011 (Kyle Hald - CAA)

2016 NATIONAL RANKINGS (April 18)

D1BASEBALL.COM

Rank	Team	2016 Record
1	Miami Fla.	29-5
2	Florida	33-5
3	Texas A&M	29-7
4	Vanderbilt	28-8
5	Louisville	29-7
6	Mississippi State	24-12-1
7	Florida State	23-11
8	NC State *	26-10
9	TCU	27-8
10	LSU	25-11
11	Texas Tech	29-9
12	South Carolina	29-8
13	UC Santa Barbara	24-7-1
14	Oregon State	23-9
15	Rice *	24-11
16	Ole Miss	26-10
17	North Carolina	25-11
18	Long Beach State	21-13
19	Kentucky	23-12
20	East Carolina	23-12
21	Coastal Carolina	27-10
22	Clemson	24-12
23	California	21-11
24	Louisiana-Lafayette	24-12
25	Minnesota	21-11

USA TODAY COACHES

Rank	Team	2016 Record
1.	Miami (16)	29-5
2.	Florida (15)	33-5
3.	Texas A&M	29-7
4.	Louisville	29-7
5.	Vanderbilt	28-8
6.	TCU	27-8
7.	LSU	25-11
8.	South Carolina	29-8
9.	NC State	26-10
10.	Florida State	23-11
11.	Miss St	24-12-1
12.	Oregon State	23-9
13.	Texas Tech	29-9
14.	UC-Santa Barbara	24-7-1
15.	North Carolina	25-11
16.	Ole Miss	26-10
17.	Florida Atlantic	25-8
18.	California	21-11
19.	Mo. State	27-8
20.	Rice	24-11
21.	BYU	27-7
22.	Virginia	23-15
23.	Clemson	24-12
24.	La-Lafayette	24-12
25.	Michigan	25-9

COLLEGIATE BASEBALL

Rank	Team	2016 Record
1.	Miami, Fla.	29-5
2.	Florida	33-5
3.	Louisville	29-7
4.	South Carolina	29-8
5.	Texas A&M	29-7
6.	Vanderbilt	28-8
7.	Texas Tech.	29-9
8.	Texas Christian	27-8
9.	Florida State	23-11
10.	Mississippi State	24-12-1
11.	U.C. Santa Barbara	24-7-1
12.	Kentucky	23-12
13.	N.C. State *	26-10
14.	California	21-11
15.	Louisiana State	25-11
16.	Missouri State	27-8
17.	Oregon State	23-9
18.	Coastal Carolina	27-10
19.	Southern Mississippi	27-10
20.	Virginia *	23-15
21.	North Carolina	25-11
22.	Minnesota	21-11
23.	South Alabama	27-10
24.	Rice *	24-11
25.	Creighton	25-7

NCBWA

Rank	Team	2016 Record
1.	Florida	33-5
2.	Miami	29-5
3.	Texas A&M	29-7
4.	Vanderbilt	28-8
5.	Louisville	29-7
6.	TCU	27-8
7.	Mississippi State	24-12-1
8.	LSU	25-11
9.	Florida State	23-11
10.	N.C. State *	26-10
11.	South Carolina	29-8
12.	Oregon State	23-9
13.	North Carolina	25-11
14.	UC Santa Barbara	24-7-1
15.	Ole Miss	26-10
16.	Texas Tech	29-9
17.	Missouri State	27-8
18.	California	21-11
19.	Florida Atlantic *	25-8
20.	Louisiana	24-12
21.	Michigan	25-9
22.	Virginia *	23-15
23.	Clemson	24-12
24.	BYU	27-7
25.	Oklahoma State	22-13

FINWOOD CAREER ODU RECORD
BY OPPONENT

Team	Record
Appalachian State	1-0
Bryant	1-0
Campbell	0-2
Canisius	0-1
Charleston Southern	1-0
Charlotte	3-2
Coastal Carolina	0-1
Delaware	4-3
East Carolina	5-4
Florida Atlantic	2-8
FIU	8-2
George Mason	3-3
Georgia State	1-5
Georgia Tech	0-1
Hofstra	2-4
James Madison	4-2
Kentucky	0-1
Kent State	1-0
Liberty	3-6
Longwood	1-1
Long Island	2-1
LA Tech	5-1
Manhattan	1-0
Marist	1-1
Marshall	5-3
Maryland	0-2
Massachusetts	2-1
Middle Tennessee	2-6
Norfolk State	3-2
Northeastern	2-4
NC State	1-2
Penn	3-0
Princeton	2-0
Radford	1-0
Rice	4-8
Richmond	3-2
Rutgers	7-8
St. John's	1-0
St. Joseph's	1-0
Southern Miss	0-1
Temple	5-1
Towson	3-3
Virginia	4-2
VCU	3-6
VMI	14-2
Virginia State	1-0
Virginia Tech	0-1
UAB	2-4
UNC Wilmington	0-6
UTSA	4-5
West Virginia	1-2
Western Kentucky	4-2
William & Mary	8-3
Wofford	3-1
54 Opponents	136-126

* 2016 ODU Baseball Opponent

2016 MONARCHS

OLD DOMINION UNIVERSITY BASEBALL



**JUSTIN
HAYES**

#1

So., OF, 5-8, Chesapeake, Va.



**JASON
McMURRAY**

#2

RS-Sr., INF, 6-1, Des Moines, Iowa



**NICK
WALKER**

#4

Jr., INF/OF, 6-0, Virginia Beach, Va.



**GREYSON
FINWOOD**

#6

RS-So., INF, 6-3, Norfolk, Va.



**WILL
MORGAN**

#7


Fr., OF, 6-1, Middletown, N.J.



**CONNOR
MYERS**

#9

Sr., OF, 5-11, Middletown, Md.



**NICK
HARTMAN**

#10


Jr., RHP, 6-2, Katy, Texas



**KYLE
BEAM**

#11

Jr., C, 6-0, Hood River, Ore.



**KURT
SINNEN**

#14

Jr., C/1B, 5-11, Virginia Beach, Va.



**ZACH
RUTHERFORD**

#15


So., INF, 6-2, Chesapeake, Va.



**THOMAS
BUSBICE**

#16


Sr., RHP, 6-1, Papillion, Neb.



**CULVER
LAMB**

#17

So., RHP, 6-3, Virginia Beach, Va.



**GRAYSON
BAILEY**

#18

RS-Sr., LHP, 6-1, Virginia Beach, Va.



**DARIUS
GILLUS**

#19

RS-Fr., INF, 5-11, Chesterfield, Va.



**BRYCE
WINDHAM**

#20


Fr., INF, 6-0, Monroe, Mich.



**MORGAN
MAGUIRE**

#21

Fr., RHP, 6-2, Rumson, N.J.



**NICK
LUSTRINO**

#22

RS-Sr., INF, 6-0, Spring Lake, N.J.



**CORY
ALEXANDER II**

#23

Fr., OF, 5-11, Goochland, Va.



**BRETT
SMITH**

#24

Fr., RHP, 6-4, Chesapeake, Va.



**SETH
WOODARD**

#25

Fr., INF, 6-2, Newport News, Va.



**CHRIS
LIVERS**

#26

Sr., C, 5-9, Virginia Beach, Va.



**JAKE
JOSEPHS**

#28

RS-Jr., LHP, 5-11, Fairfax Station, Va.



**EVAN
BAER**

#29

Fr., INF, 6-1, Virginia Beach, Va.



**NATE
MATHESON**

#31

So., LHP, 6-3, Hampton, Va.

2016 MONARCHS

OLD DOMINION UNIVERSITY BASEBALL



VICTOR DIAZ

#32

RS-Sr., RHP, 6-0, Perth Amboy, N.J.



TURNER BISHOP

#33

Jr., OF, 6-1, Virginia Beach, Va.



SAM SINNEN

#34


Jr., RHP, 5-11, Virginia Beach, Va.



NEIL RING

#37

Fr., C, 5-10, Appomattox, Va.



ADAM BAINBRIDGE

#40

Jr., LHP, 6-3, Sinking Spring, Pa.



JOEY BENITEZ

#42

Jr., LHP, 6-1, Crofton, Md.



ISAIAH NELSON

#43

Fr., LHP, 5-11, Norfolk, Va.



DREW MOYER

#44

Fr., RHP, 6-6, Newport News, Va.



JACK JETT

#45

Fr., RHP, 6-4, Reedville, Va.



**HEAD COACH
CHRIS FINWOOD**

#5

• VMI '88 • 5th year at ODU



**ASST. COACH
KARL NONEMAKER**

#12

• Vanderbilt '02 • 5th year at ODU



**ASST. COACH
MIKE MARRON**

#13

• College of the Holy Cross, '05
• 1st year at ODU



**VOL. ASST. COACH
LOGAN ROBBINS**

#8

• Western Kentucky, '11
• 1st year at ODU



**DIRECTOR OF
BASEBALL OPS.
BJ BURTON**

• Western Kentucky '87
• 4th year at ODU





#1 JUSTIN HAYES • So. • OF • 5-8 • 150 • L/L • Chesapeake, Va. • Western Branch

PERSONAL: Son of Robert and Christina Hayes ... Has one sister, Raven ... Majoring in sport management ... Volunteered with Feed the Homeless ... Favorite pro athlete: David Wright ... Favorite pro team: New York Mets ... Dream Travel Spot: Bahamas.

2015: Second on team in hitting at .321 ... Played in 40 games with 12 starts (mostly in left field) ... 3 hits in a game at UTSA ... 2 RBI in a game vs. VCU.

MISCELLANEOUS

2016 Season Highs	
At Bats	5 two times
Runs	3 two times
Hits	3 vs WKU
RBI	2 two times
2B	1 three times
3B	1 vs Delaware
HR	---
Walks	1 seven times
SB	2 vs Delaware
Putouts	3 four times
Assists	1 two times
Career Highs	
At Bats	5 three times
Runs	3 two times
Hits	3 two times
RBI	2 three times
2B	1 six times
3B	1 vs Delaware (2.28.2016)
HR	---
Walks	1 17 times
SB	2 two times
Putouts	5 vs USM (5.21.2015)
Assists	1 three times

2016 GAME-BY-GAME STATS

**2016 ODU Baseball
Individual Game-by-Game for Old Dominion (as of Apr 20, 2016)**

#1 Justin Hayes - 35 games (All games)

Date	Opponent	Pos	AB	R	H	RBI	2B	3B	HR	BB	SB	CS	HBP	SAC	SF	GDP	K	PO	A	E	Avg	
Feb 19	vs NC State	*of	5	0	0	0	0	0	0	0	1	0	0	0	0	0	0	3	1	0	1	.000
Feb 20	vs Kent State	*of	2	0	1	0	0	0	0	1	0	2	0	0	0	0	0	0	0	0	0	.143
Feb 23	NORFOLK STATE	of	1	0	0	0	0	0	0	0	0	0	0	0	0	0	0	0	0	1	0	.125
Feb 26	MANHATTAN	of	1	0	0	0	0	0	0	0	0	0	0	0	0	0	0	0	0	0	0	.111
Feb 27	VIRGINIA TECH	of	2	0	2	0	0	0	0	0	0	0	0	0	0	0	0	0	0	0	0	.273
Feb 28	DELAWARE	*of	3	3	2	2	0	1	0	0	2	0	1	0	0	0	0	2	0	0	0	.357
Mar 1	LIBERTY	*of	4	0	0	0	0	0	0	0	0	0	0	0	0	0	1	1	0	0	0	.278
Mar 05	RUTGERS-1	*of	3	0	1	1	0	0	0	0	0	0	0	0	0	0	0	0	0	0	0	.286
Mar 05	RUTGERS-2	*of	3	1	1	1	0	0	0	0	0	0	0	1	0	0	1	0	0	0	0	.292
Mar 06	RUTGERS	of	1	0	0	0	0	0	0	0	0	0	0	0	0	0	0	0	0	0	0	.280
Mar 09	at VCU	*of	4	0	1	0	0	0	0	0	0	0	0	0	0	0	1	1	0	0	0	.276
Mar 11	at West Virginia	of	1	0	0	0	0	0	0	0	0	0	0	0	0	0	1	0	0	0	0	.267
Mar 12	at West Virginia-1	of	2	0	0	0	0	0	0	0	0	0	0	0	0	0	2	1	0	0	0	.250
Mar 12	at West Virginia	of/ph	3	1	1	1	0	0	0	0	0	0	0	0	0	0	0	0	0	0	0	.257
Mar 15	PRINCETON	of	1	0	0	0	0	0	0	0	0	0	0	0	0	0	0	3	0	0	0	.250
Mar 16	PRINCETON	*of	3	2	2	1	0	0	0	1	0	0	0	0	0	0	0	1	0	0	0	.282
Mar 18	WESTERN KENTUCK	*of	4	3	3	1	1	0	0	0	1	0	0	0	0	0	0	0	1	1	0	.326
Mar 18	WESTERN KENTUCK	*of	2	1	1	0	1	0	0	1	0	0	0	0	0	0	0	2	0	0	0	.333
Mar 19	WESTERN KENTUCK	of	0	0	0	0	0	0	0	0	0	0	0	0	0	0	0	0	0	0	0	.333
Mar 22	VMI	*of	4	0	0	1	0	0	0	0	0	0	0	0	0	0	0	1	0	0	0	.306
Mar 23	VMI	*of	2	1	0	2	0	0	0	1	1	0	0	0	1	0	0	1	0	0	0	.294
Mar 25	at RICE	*of	3	0	1	0	0	0	0	0	0	0	1	0	0	0	0	1	0	0	1	.296
Mar 26	at RICE	*of	2	0	0	0	0	0	0	1	0	0	0	0	0	0	0	1	2	0	0	.286
Mar 27	at RICE	*of	3	0	1	0	0	0	0	0	0	0	0	0	0	0	0	2	1	0	0	.288
Mar 30	at Virginia	*of	2	0	0	0	0	0	0	0	0	0	0	0	0	0	1	3	0	0	0	.279
Apr 1	FLORIDA ATLANTIC	*of	2	0	0	0	0	0	0	1	0	0	0	0	0	0	0	0	3	0	0	.270
Apr 03	FLORIDA ATLANTIC	of	0	0	0	0	0	0	0	1	0	0	0	0	0	0	0	0	0	0	0	.270
Apr 06	WILLIAM & MARY	*of	3	0	0	0	0	0	0	0	0	0	0	0	0	0	0	1	0	0	0	.258
Apr 08	at FIU	*of	5	0	2	1	1	0	0	0	0	0	0	0	0	0	0	1	3	0	0	.268
Apr 09	at FIU	*of	4	1	1	0	0	0	0	0	1	0	0	0	0	0	0	1	0	0	0	.267
Apr 10	at FIU	*of	4	1	0	1	0	0	0	0	0	0	0	0	0	0	0	2	2	0	0	.253
Apr 15	UTSA	*of	3	2	1	0	0	0	0	0	1	0	0	1	0	0	0	2	0	0	0	.256
Apr 16	UTSA	*of	3	0	0	0	0	0	0	0	0	0	0	0	0	0	1	1	1	0	0	.247
Apr 17	UTSA	of	2	0	0	0	0	0	0	0	0	0	0	0	0	0	0	0	0	0	0	.241
Apr 19	at VMI	of	1	0	0	0	0	0	0	0	0	0	0	0	0	0	0	0	1	0	0	.239
Totals			23gs	88	16	21	12	3	1	0	7	7	3	1	2	1	0	20	33	3	2	.239

On base pct. .299 • Slugging pct. .295

CAREER STATS

Year	avg	gp-gs	ab	r	h	2b	3b	hr	rbi	tb	slg%	bb	hbp	so	gdp	ob%	sf	sh	sb-att	po	a	e	fld%
2015	.321	40-12	53	10	17	3	0	0	6	20	.377	10	1	13	0	.438	0	0	5-7	35	1	3	.923
2016	.239	35-23	88	16	21	3	1	0	12	26	.295	7	1	20	0	.299	1	2	7-10	33	3	2	.947
TOTAL	.270	75-35	141	26	38	6	1	0	18	46	.326	17	2	33	0	.354	1	2	12-17	68	4	5	.935



#2 JASON MCMURRAY • R/Sr. • INF • 6-1 • 200 • R/R • West Des Moines, Iowa. • Iowa Western

PERSONAL: Son of Scott and Terri McMurray ... Has two brothers Brian and Kevin ... Has one sister Kylie ... Majoring in sociology ... NCYL-National Council on Youth Leadership Chapter President ... Favorite pro athlete: Derek Jeter ... Favorite pro team: New York Yankees ... Favorite Foods: Steak, Cereal, Ice cream ... Dream Travel Spot: Italy.

2015: 50 starts in 53 games at shortstop and second base ... Longest hitting streak is six games ... 11 multiple hit games ... Three RBI vs. Charlotte and W&M ... Three hits vs. Charlotte and LA Tech ... Belted a grand slam at VMI.

MISCELLANEOUS

2016 Season Highs

At Bats	6 at West Virginia
Runs	2 four times
Hits	2 nine times
RBI	3 vs Delaware
2B	1 nine times
3B	1 vs West Virginia
HR	1 vs Delaware
Walks	2 four times
SB	1 four times
Putouts	7 at Rice
Assists	6 two times

Career Highs

At Bats	6 at West Virginia (3.12.2016)
Runs	3 at ECU (3.4.2015)
Hits	3 two times
RBI	4 vs VMI (3.25.2015)
2B	1 16 times
3B	1 three times
HR	1 three times
Walks	2 four times
SB	1 eight times
Putouts	7 at Rice (3.27.2016)
Assists	7 vs Rutgers (2.28.2015)

2016 GAME-BY-GAME STATS

2016 ODU Baseball Individual Game-by-Game for Old Dominion (as of Apr 20, 2016)

#2 Jason McMurray - 37 games (All games)

Date	Opponent	Pos	AB	R	H	RBI	2B	3B	HR	BB	SB	CS	HBP	SAC	SF	GDP	K	PO	A	E	Avg
Feb 19	vs NC State	*2b	5	1	1	0	1	0	0	0	1	0	0	0	0	0	0	2	3	0	.200
Feb 20	vs Kent State	*2b	4	0	1	0	0	0	0	0	0	0	0	0	0	0	0	3	3	0	.222
Feb 21	vs Appalachian State	*2b	3	0	0	1	0	0	0	0	0	0	0	0	1	0	0	3	1	0	.167
Feb 23	NORFOLK STATE	*2b	4	0	2	1	1	0	0	0	0	0	0	0	0	0	0	2	2	0	.250
Feb 26	MANHATTAN	*2b	4	1	2	2	1	0	0	2	1	0	0	0	0	0	1	2	6	0	.300
Feb 27	VIRGINIA TECH	*2b	3	0	1	0	0	0	0	1	0	0	0	0	0	0	0	3	2	0	.304
Feb 28	DELAWARE	*2b	4	1	1	3	0	0	1	1	0	0	0	0	0	0	1	3	3	0	.296
Mar 1	LIBERTY	*2b	3	0	0	1	0	0	0	0	0	0	0	0	1	0	0	4	2	1	.267
Mar 05	RUTGERS-1	*2b	3	0	0	0	0	0	0	0	0	0	0	1	0	0	0	4	3	0	.242
Mar 05	RUTGERS-2	*2b	2	2	0	0	0	0	0	2	0	0	1	0	0	0	1	2	3	0	.229
Mar 06	RUTGERS	*2b	3	0	1	0	0	0	0	1	0	0	0	0	0	0	1	4	1	0	.237
Mar 09	at VCU	*2b	5	0	0	0	0	0	0	0	0	0	0	0	0	0	2	0	6	0	.209
Mar 11	at West Virginia	*2b	4	2	2	1	1	1	0	0	0	0	0	0	0	0	1	3	1	1	.234
Mar 12	at West Virginia-1	*2b	4	0	0	0	0	0	0	1	0	0	0	0	0	0	2	1	2	0	.216
Mar 12	at West Virginia	*2b	6	1	1	0	1	0	0	0	1	0	0	0	0	0	2	1	2	0	.211
Mar 15	PRINCETON	*2b	4	2	2	1	0	0	0	0	0	0	0	0	0	0	1	3	3	0	.230
Mar 16	PRINCETON	*2b	5	0	1	0	0	0	0	0	0	0	0	0	0	0	1	1	3	0	.227
Mar 18	WESTERN KENTUCK	*2b	4	0	2	2	0	0	0	0	0	0	0	0	0	0	0	2	2	0	.243
Mar 18	WESTERN KENTUCK	*2b	2	0	0	0	0	0	0	1	0	0	0	1	0	0	0	3	2	0	.236
Mar 19	WESTERN KENTUCK	*2b	4	2	2	1	0	0	0	1	0	0	0	0	0	0	1	2	4	0	.250
Mar 22	VMI	*2b	4	1	0	0	0	0	0	0	0	0	0	0	0	0	1	3	4	0	.237
Mar 23	VMI	*2b	4	1	1	0	1	0	0	0	0	0	0	0	0	0	1	1	4	0	.238
Mar 25	at RICE	*2b	3	0	0	0	0	0	0	0	0	1	0	0	0	0	1	1	3	0	.230
Mar 26	at RICE	*2b	2	1	1	0	1	0	0	2	0	0	0	0	0	0	0	5	3	0	.236
Mar 27	at RICE	*2b	4	0	1	0	0	0	0	0	0	0	0	0	0	0	1	7	1	0	.237
Mar 30	at Virginia	*2b	4	0	1	0	0	0	0	0	0	0	0	0	0	0	0	1	3	0	.237
Apr 1	FLORIDA ATLANTIC	*2b	5	0	1	0	0	0	0	0	0	0	0	0	0	0	1	2	3	0	.235
Apr 02	FLORIDA ATLANTIC	*2b	3	0	0	0	0	0	0	0	0	0	0	0	0	0	0	2	1	0	.229
Apr 03	FLORIDA ATLANTIC	*2b	3	0	0	0	0	0	0	0	0	0	0	0	0	0	2	2	3	0	.222
Apr 06	WILLIAM & MARY	*2b	2	0	1	1	0	0	0	0	0	0	0	0	0	0	0	1	1	0	.227
Apr 08	at FIU	*2b	4	1	1	0	0	0	0	0	0	0	1	1	0	0	2	4	0	1	.228
Apr 09	at FIU	*2b	4	1	2	2	0	0	0	0	0	0	0	0	0	0	0	4	1	0	.237
Apr 10	at FIU	*2b	4	1	2	2	1	0	0	1	1	0	0	0	0	0	0	2	3	0	.246
Apr 15	UTSA	*2b	4	0	0	0	0	0	0	0	0	0	0	0	0	0	3	1	2	0	.238
Apr 16	UTSA	*2b	4	0	2	0	0	0	0	0	0	0	0	0	0	0	1	3	1	0	.246
Apr 17	UTSA	*2b	4	0	0	0	0	0	0	0	0	0	0	0	0	0	0	5	1	0	.239
Apr 19	at VMI	*2b	3	1	1	1	1	0	0	1	0	1	0	0	0	0	1	2	1	1	.241
Totals		37gs	137	19	33	19	9	1	1	14	4	2	2	3	2	0	28	94	89	4	.241

On base pct. .316 • Slugging pct. .343

CAREER STATS

Year	avg	gp-gs	ab	r	h	2b	3b	hr	rbi	tb	slg%	bb	hbp	so	gdp	ob%	sf	sh	sb-att	po	a	e	fld%
2015	.251	53-50	171	30	43	7	2	2	23	60	.351	14	9	37	2	.340	0	6	4-7	82	161	13	.949
2016	.241	37-37	137	19	33	9	1	1	19	47	.343	14	2	28	0	.316	2	3	4-6	94	89	4	.979
TOTAL	.247	90-87	308	49	76	16	3	3	42	107	.347	28	11	65	2	.330	2	9	8-13	176	250	17	.962



#4 NICK WALKER • Jr. • INF/OF • 6-0 • 195 • R/R • Virginia Beach, Va. • Kellam

PERSONAL: Nick Walker is the son of Robert Walker ... Majoring in finance.

2015: ODU co-leader in homers with six ... Three RBI in a game back-to-back vs. Marshall and Richmond ... Two stolen bases in a game vs. Penn ... Second on team with 12 stolen bases ... 13 multiple hit games ... Tied with Higgins for team lead with nine multiple RBI games ... Longest hit streak is six.

MISCELLANEOUS

2016 Season Highs	
At Bats	5 five times
Runs	3 vs FIU
Hits	3 five times
RBI	6 vs Princeton
2B	1 six times
3B	1 two times
HR	---
Walks	4 vs Rutgers
SB	3 two times
Putouts	6 two times
Assists	1 two times
Career Highs	
At Bats	6 vs Liberty (2.19.2014)
Runs	4 vs W&M (4.2.2014)
Hits	4 vs Marshall (4.19.2015)
RBI	6 vs Princeton (3.16.2016)
2B	2 vs Marshall (4.19.2015)
3B	1 five times
HR	1 10 times
Walks	4 vs Rutgers (3.5.2016)
SB	3 three times
Putouts	6 three times
Assists	7 vs Maryland (5.30.2014)

2016 GAME-BY-GAME STATS

**2016 ODU Baseball
Individual Game-by-Game for Old Dominion (as of Apr 20, 2016)**

#4 Nick Walker - 37 games (All games)

Date	Opponent	Pos	AB	R	H	RBI	2B	3B	HR	BB	SB	CS	HBP	SAC	SF	GDP	K	PO	A	E	Avg	
Feb 19	vs NC State	*of	2	2	2	1	0	0	0	3	3	0	0	0	0	0	1	2	0	0	1.000	
Feb 20	vs Kent State	*of	4	0	1	0	0	0	0	0	0	0	0	0	0	0	1	2	0	0	.500	
Feb 21	vs Appalachian State	*of	4	1	1	2	0	0	0	1	0	0	0	0	0	0	0	2	0	0	.400	
Feb 23	NORFOLK STATE	*of	3	2	2	1	0	1	0	2	0	0	0	0	0	0	0	4	0	0	.462	
Feb 26	MANHATTAN	*of	5	0	0	0	0	0	0	2	0	0	0	0	0	0	0	6	0	0	.333	
Feb 27	VIRGINIA TECH	*of	3	0	1	0	1	0	0	0	0	0	0	0	0	1	0	4	0	0	.333	
Feb 28	DELAWARE	*of	4	1	2	0	0	0	0	1	0	0	0	0	0	0	1	2	0	0	.360	
Mar 1	LIBERTY	*of	2	0	0	0	0	0	0	2	0	0	0	0	0	0	0	1	0	1	.333	
Mar 05	RUTGERS-1	*of	3	0	0	0	0	0	0	1	0	0	0	0	0	0	2	3	0	0	.300	
Mar 05	RUTGERS-2	*of	1	0	0	0	0	0	0	4	0	1	0	0	0	0	1	5	1	0	.290	
Mar 06	RUTGERS	*of	4	1	3	0	1	0	0	0	0	0	0	0	0	0	0	2	1	0	.343	
Mar 09	at VCU	*of	3	0	1	1	0	0	0	2	0	0	0	0	0	0	2	2	0	0	.342	
Mar 11	at West Virginia	*of	4	0	1	0	0	0	0	0	0	0	0	0	0	0	1	2	0	0	.333	
Mar 12	at West Virginia-1	*of	4	0	1	2	1	0	0	1	0	1	0	0	0	0	2	2	0	0	.326	
Mar 12	at West Virginia	*of	5	0	3	1	0	0	0	1	0	0	0	0	0	0	0	4	0	0	.353	
Mar 15	PRINCETON	*of	4	1	1	0	0	0	0	0	0	0	0	0	0	0	1	1	0	0	.345	
Mar 16	PRINCETON	*of	4	0	3	6	1	0	0	0	0	0	0	1	0	0	0	0	0	0	.373	
Mar 18	WESTERN KENTUCK	*of	4	1	1	0	0	0	0	1	0	0	0	0	0	0	0	1	0	0	.365	
Mar 18	WESTERN KENTUCK	*of	3	0	0	1	0	0	0	0	0	0	0	0	1	0	1	6	0	0	.348	
Mar 19	WESTERN KENTUCK	*of	5	1	1	0	0	0	0	0	1	0	0	0	0	0	1	3	0	0	.338	
Mar 22	VMI	*of	5	1	3	2	0	1	0	0	0	0	0	0	0	0	0	1	0	0	.355	
Mar 23	VMI	*of	3	0	0	1	0	0	0	1	1	0	0	0	1	0	1	4	0	0	.342	
Mar 25	at RICE	*of	4	0	0	0	0	0	0	0	0	0	0	0	0	0	2	3	0	0	.325	
Mar 26	at RICE	*of	4	0	0	0	0	0	0	0	0	0	0	0	0	0	2	2	0	0	.310	
Mar 27	at RICE	*of	4	0	0	0	0	0	0	0	0	0	0	0	0	0	1	0	0	0	.297	
Mar 30	at Virginia	*of	3	0	0	1	0	0	0	0	0	0	0	0	1	0	0	1	0	0	.287	
Apr 1	FLORIDA ATLANTIC	*of	4	2	1	0	0	0	0	0	0	0	1	0	0	0	0	4	0	0	.286	
Apr 02	FLORIDA ATLANTIC	*of	4	0	0	0	0	0	0	0	0	0	0	0	0	0	0	3	0	0	.275	
Apr 03	FLORIDA ATLANTIC	*of	3	0	1	0	0	0	0	1	1	0	0	0	0	0	0	2	0	0	.276	
Apr 06	WILLIAM & MARY	*of	2	2	2	1	1	0	0	1	2	0	0	0	1	0	0	3	0	0	.290	
Apr 08	at FIU	*of	4	2	2	2	0	0	0	1	3	0	0	0	1	0	1	1	0	0	.297	
Apr 09	at FIU	*of	5	3	3	1	1	0	0	0	0	0	0	0	0	0	0	2	0	0	.310	
Apr 10	at FIU	*of	4	2	1	0	0	0	0	1	0	0	0	0	0	0	0	1	0	0	.308	
Apr 15	UTSA	*of	3	2	1	0	0	0	0	0	0	0	1	0	0	0	1	1	0	0	.309	
Apr 16	UTSA	*of	3	0	0	0	0	0	0	1	1	1	0	0	0	0	0	2	0	0	.302	
Apr 17	UTSA	*of	4	2	2	0	0	0	0	1	2	0	0	0	0	0	0	4	1	0	.308	
Apr 19	at VMI	*of	3	1	0	0	0	0	0	0	0	0	2	0	0	0	1	2	0	0	.301	
Totals			37gs	133	27	40	23	6	2	0	28	14	3	4	1	5	1	22	89	3	1	.301

On base pct. .424 • Slugging pct. .376

CAREER STATS

Year	avg	gp-gs	ab	r	h	2b	3b	hr	rbi	tb	slg%	bb	hbp	so	gdp	ob%	sf	sh	sb-att	po	a	e	fld%
2014	.309	58-47	194	43	60	11	1	4	26	85	.438	25	3	29	0	.393	2	5	16-17	93	57	4	.974
2015	.276	54-52	181	32	50	10	2	6	33	82	.453	29	8	31	1	.394	3	3	12-14	116	13	7	.949
2016	.301	37-37	133	27	40	6	2	0	23	50	.376	28	4	22	1	.424	5	1	14-17	89	3	1	.989
TOTAL	.295	149-136	508	102	150	27	5	10	82	217	.427	82	15	82	2	.402	10	9	42-48	298	73	12	.969



#6 GREY FINWOOD • RSo. • INF • 6-3 • 200 • R/R • Norfolk, Va. • Maury

PERSONAL: Grey is the son of Chris (head coach) and Annette Finwood ... Has one sister, Riley ... Majoring in sport management ... Interested in coaching.

2015: Played in eight games

MISCELLANEOUS

2016 Season Highs

At Bats	4 four times
Runs	1 seven times
Hits	1 eight times
RBI	2 vs Rutgers
2B	1 at West Virginia
3B	---
HR	---
Walks	1 seven times
SB	1 two times
Putouts	13 two times
Assists	2 two times

Career Highs

At Bats	4 four times
Runs	1 seven times
Hits	1 eight times
RBI	2 vs Rutgers (3.5.2016)
2B	1 at West Virginia (3.12.2016)
3B	---
HR	---
Walks	1 seven times
SB	1 two times
Putouts	13 vs WKU (3.19.2016)
Assists	2 two times

2016 GAME-BY-GAME STATS

**2016 ODU Baseball
Individual Game-by-Game for Old Dominion (as of Apr 20, 2016)**

#6 Grey Finwood - 33 games (All games)

Date	Opponent	Pos	AB	R	H	RBI	2B	3B	HR	BB	SB	CS	HBP	SAC	SF	GDP	K	PO	A	E	Avg
Feb 19	vs NC State	*1b	4	0	0	0	0	0	0	0	0	0	1	0	0	0	2	9	0	1	.000
Feb 20	vs Kent State	*1b	2	1	0	0	0	0	0	1	1	0	0	0	0	0	0	6	1	0	.000
Feb 21	vs Appalachian State	*1b	4	1	0	0	0	0	0	1	0	0	0	0	0	0	2	8	0	0	.000
Feb 23	NORFOLK STATE	*1b	3	1	1	0	0	0	0	1	1	0	0	0	0	1	1	8	1	0	.077
Feb 26	MANHATTAN	*1b	4	0	0	0	0	0	0	1	0	0	0	0	0	0	1	11	0	0	.059
Feb 27	VIRGINIA TECH	*1b	2	0	0	0	0	0	0	0	0	0	0	0	0	0	1	6	1	0	.053
Feb 28	DELAWARE	*1b	3	1	0	0	0	0	0	0	0	0	1	0	0	0	1	11	0	0	.045
Mar 1	LIBERTY	1b	1	0	0	0	0	0	0	0	0	0	0	0	0	0	1	1	0	0	.043
Mar 05	RUTGERS-1	*1b	3	0	0	0	0	0	0	0	0	0	0	0	0	0	9	1	0	0	.038
Mar 05	RUTGERS-2	*1b	2	1	1	2	0	0	0	0	0	0	1	0	1	0	0	8	1	0	.071
Mar 06	RUTGERS	*1b	3	0	1	0	0	0	0	0	0	0	0	0	0	0	1	11	0	0	.097
Mar 09	at VCU	*1b	3	0	0	0	0	0	0	0	0	0	1	0	0	0	0	11	1	0	.088
Mar 11	at West Virginia	*1b	2	0	0	0	0	0	0	1	0	0	0	0	0	0	1	3	0	0	.083
Mar 12	at West Virginia-1	1b	2	0	1	0	1	0	0	0	0	0	0	0	0	0	1	8	0	0	.105
Mar 12	at West Virginia	*1b	1	0	0	0	0	0	0	1	0	0	0	0	0	0	0	5	2	0	.103
Mar 15	PRINCETON	*1b	4	0	0	0	0	0	0	0	0	0	0	0	0	0	2	11	0	1	.093
Mar 16	PRINCETON	1b	0	0	0	0	0	0	0	0	0	0	0	0	0	0	0	2	0	0	.093
Mar 18	WESTERN KENTUCK	*1b	3	1	1	0	0	0	0	0	0	0	0	1	0	0	0	8	1	1	.109
Mar 18	WESTERN KENTUCK	1b	0	0	0	0	0	0	0	0	0	0	0	0	0	0	0	0	0	0	.109
Mar 19	WESTERN KENTUCK	*1b	2	0	1	0	0	0	0	0	0	0	0	0	0	0	0	13	1	0	.125
Mar 22	VMI	1b	0	0	0	0	0	0	0	0	0	0	1	0	0	0	0	3	0	0	.125
Mar 25	at RICE	*1b	3	0	1	1	0	0	0	0	0	0	0	0	0	0	1	7	0	0	.137
Mar 26	at RICE	*1b	2	0	0	0	0	0	0	0	0	0	0	1	0	0	1	8	1	0	.132
Mar 30	at Virginia	*1b	2	0	0	0	0	0	0	0	0	0	0	0	0	0	2	8	2	0	.127
Apr 1	FLORIDA ATLANTIC	*1b	2	0	0	0	0	0	0	0	0	0	0	0	0	0	2	4	0	0	.123
Apr 03	FLORIDA ATLANTIC	*1b	3	0	0	0	0	0	0	0	0	0	0	0	0	0	1	9	0	0	.117
Apr 06	WILLIAM & MARY	1b	1	0	0	0	0	0	0	0	0	0	0	0	0	0	1	3	0	0	.115
Apr 08	at FIU	*1b	3	0	0	0	0	0	0	0	0	0	0	0	0	0	0	2	5	0	.109
Apr 09	at FIU	1b	1	0	1	0	0	0	0	0	0	0	0	0	0	0	0	0	1	0	.123
Apr 10	at FIU	1b	1	1	0	0	0	0	0	0	0	0	0	0	0	0	0	3	0	0	.121
Apr 15	UTSA	1b	0	0	0	0	0	0	0	0	0	0	0	0	0	0	0	1	0	0	.121
Apr 16	UTSA	*1b	2	0	0	0	0	0	0	0	0	0	0	0	0	0	1	13	0	0	.118
Apr 19	at VMI	*1b	3	0	0	0	0	0	0	1	0	0	0	0	0	0	2	4	0	0	.113
Totals			24gs	71	7	8	3	1	0	7	2	0	5	2	1	2	27	218	13	3	.113

On base pct. .238 • Slugging pct. .127

CAREER STATS

Year	avg	gp-gs	ab	r	h	2b	3b	hr	rbi	tb	slg%	bb	hbp	so	gdp	ob%	sf	sh	sb-att	po	a	e	fld%
2015	.000	8-0	3	0	0	0	0	0	0	0	.000	0	0	2	0	.000	0	0	0-0	14	0	0	1.000
2016	.113	33-24	71	7	8	1	0	0	3	9	.127	7	5	27	2	.238	1	2	2-2	218	13	3	.987
TOTAL	.108	41-24	74	7	8	1	0	0	3	9	.122	7	5	29	2	.230	1	2	2-2	232	13	3	.988



#7 WILL MORGAN • Fr. • OF • 6-1 • 180 • L/R • Middletown, N.J. • Christian Brothers Academy

PRIOR TO OLD DOMINION: Will was an outfielder for Christian Brothers Academy in New Jersey ... As a junior, he helped his team win both the Shore Conference and Monmouth County Tournaments ... He hit .360 with 12 doubles and 25 RBI and was named First Team All-Shore Conference and First Team All-A-North Division ... As a senior, the team collected the A-North, Shore Conference, Monmouth County, Non-Public A-South Sectional and the Non-Public Overall State Championships ... Also earned First Team All-Shore honors and was selected to play in the N.J. Senior All-Star game ... Over his career, he recorded 96 hits, 31 doubles, 10 home runs and 47 RBI.

MISCELLANEOUS

2016 Season Highs

At Bats	5 at VMI
Runs	2 vs App State
Hits	2 two times
RBI	3 vs App State
2B	1 three times
3B	1 vs App State
HR	---
Walks	3 vs App State
SB	1 two times
Putouts	4 vs App State
Assists	---

Career Highs

At Bats	5 at VMI (4.19.2016)
Runs	2 vs App State (2.21.2016)
Hits	2 two times
RBI	3 vs App State (2.21.2016)
2B	1 three times
3B	1 vs App State (2.21.2016)
HR	---
Walks	3 vs App State (2.21.2016)
SB	1 two times
Putouts	4 vs App State (2.21.2016)
Assists	---

2016 GAME-BY-GAME STATS

**2016 ODU Baseball
Individual Game-by-Game for Old Dominion (as of Apr 20, 2016)**


#7 Will Morgan - 19 games (All games)

Date	Opponent	Pos	AB	R	H	RBI	2B	3B	HR	BB	SB	CS	HBP	SAC	SF	GDP	K	PO	A	E	Avg
Feb 21	vs Appalachian State	*of	2	2	1	3	0	1	0	3	1	1	0	0	0	0	1	4	0	0	.500
Feb 23	NORFOLK STATE	*of	3	0	0	0	0	0	0	0	0	0	0	0	0	0	3	0	0	0	.200
Feb 26	MANHATTAN	of	1	0	1	0	0	0	0	0	0	0	0	0	0	0	0	2	0	0	.333
Feb 27	VIRGINIA TECH	*of	1	0	0	0	0	0	0	0	0	0	0	0	0	0	1	1	0	1	.286
Mar 06	RUTGERS	*of	2	0	0	0	0	0	0	0	0	0	0	0	0	0	0	1	0	0	.222
Mar 11	at West Virginia	ph	1	0	0	0	0	0	0	0	0	0	0	0	0	0	0	0	0	0	.200
Mar 12	at West Virginia	ph	1	0	0	0	0	0	0	0	0	0	0	0	0	0	1	0	0	0	.182
Mar 15	PRINCETON	of	0	0	0	0	0	0	0	0	0	0	0	0	0	0	0	0	0	0	.182
Mar 16	PRINCETON	*dh	4	1	2	0	1	0	0	0	0	0	0	0	0	1	0	0	0	0	.267
Mar 19	WESTERN KENTUCK	*of	4	1	2	0	0	0	0	0	0	0	0	0	0	0	1	1	0	1	.316
Mar 23	VMI	*dh	3	0	1	0	0	0	0	1	0	0	0	0	0	0	0	0	0	0	.318
Mar 30	at Virginia	pr/of	1	0	0	0	0	0	0	0	0	0	0	0	0	0	0	1	0	0	.304
Apr 1	FLORIDA ATLANTIC	ph	1	0	0	0	0	0	0	0	0	0	0	0	0	0	1	0	0	0	.292
Apr 02	FLORIDA ATLANTIC	ph/dh	1	0	1	0	1	0	0	0	0	0	0	0	0	0	0	0	0	0	.320
Apr 03	FLORIDA ATLANTIC	*of	2	0	1	0	0	0	0	0	0	0	0	0	0	0	0	1	0	0	.333
Apr 08	at FIU	ph	1	0	0	0	0	0	0	0	0	0	0	0	0	0	0	0	0	0	.321
Apr 10	at FIU	ph/of	0	0	0	1	0	0	0	1	0	0	0	0	0	0	0	0	0	0	.321
Apr 17	UTSA	*dh	3	0	1	0	1	0	0	1	1	0	0	0	0	0	0	0	0	0	.323
Apr 19	at VMI	*dh	5	0	0	1	0	0	0	0	0	0	0	0	0	0	0	0	0	0	.278
Totals			10gs	36	4	10	5	3	1	0	6	2	1	0	0	1	8	11	0	2	.278

On base pct. .381 • Slugging pct. .417

CAREER STATS

Year	avg	gp-gs	ab	r	h	2b	3b	hr	rbi	tb	slg%	bb	hbp	so	gdp	ob%	sf	sh	sb-att	po	a	e	fld%
2016	.278	19-10	36	4	10	3	1	0	5	15	.417	6	0	8	1	.381	0	0	2-3	11	0	2	.846
TOTAL	.278	19-10	36	4	10	3	1	0	5	15	.417	6	0	8	1	.381	0	0	2-3	11	0	2	.846



#9 CONNOR MYERS • Sr. • OF • 5-11 • 180 • R/R • Middletown, Md. • Middletown

PERSONAL: Connor Myers is the son of Alan and Rita Myers ... Has one brother, Dillon and one sister, Mackenzie ... Majoring in sport management ... Four-year honor roll student ... Favorite Foods: Home-Cooked meals like spinach, steak and beets ... Favorite Movie: "Law Abiding Citizen" ... Person in history would most like to meet: Abner Doubleday ... Favorite Book Read: "The Hunger Games" by Suzanne Collins ... Dream Vacation: St. Thomas in the Virgin Islands.

2015: Three hits in a game vs. Rutgers ... Three RBI in a game vs. ECU & Charlotte ... Diving catch at UAB was the No. 3 ESPN SportsCenter Play of the day (5-16) ... Second in C-USA in steals with 20-25 ... Homered in game vs. FAU (C-USA tournament) ... 17 multiple hit games ... Longest hitting streak was 13 ... Reached base 21 straight games.

MISCELLANEOUS	
2016 Season Highs	
At Bats	6 vs FIU
Runs	3 four times
Hits	4 three times
RBI	3 vs WKU
2B	1 eight times
3B	---
HR	2 vs Liberty
Walks	3 vs Manhattan
SB	2 vs William & Mary
Putouts	6 vs Liberty
Assists	1 two times
Career Highs	
At Bats	6 two times
Runs	3 seven times
Hits	4 five times
RBI	3 seven times
2B	2 at Wofford (5.18.2013)
3B	1 five times
HR	2 vs Liberty (3.1.2016)
Walks	3 two times
SB	2 two times
Putouts	8 vs Rutgers (2.24.2013)
Assists	1 16 times

2016 GAME-BY-GAME STATS																									
2016 ODU Baseball																									
Individual Game-by-Game for Old Dominion (as of Apr 20, 2016)																									
#9 Connor Myers - 37 games (All games)																									
Date	Opponent	Pos	AB	R	H	RBI	2B	3B	HR	BB	SB	CS	HBP	SAC	SF	GDP	K	PO	A	E	Avg				
Feb 19	vs NC State	*of	4	1	1	0	0	0	0	0	1	0	1	0	0	0	1	4	0	0	.250				
Feb 20	vs Kent State	*of	3	0	1	1	1	0	0	0	0	0	0	0	1	0	0	3	0	0	.286				
Feb 21	vs Appalachian State	*of	5	3	3	1	0	0	1	1	1	0	0	0	0	0	0	0	0	0	.417				
Feb 23	NORFOLK STATE	*of	4	1	1	0	1	0	0	1	0	0	0	0	0	0	1	4	0	0	.375				
Feb 26	MANHATTAN	*of	3	0	1	1	0	0	0	3	0	1	0	1	0	0	0	1	0	0	.368				
Feb 27	VIRGINIA TECH	*of	2	0	0	0	0	0	0	1	0	0	0	0	0	0	1	0	0	0	.333				
Feb 28	DELAWARE	*of	5	2	3	2	1	0	0	0	1	0	0	0	0	0	0	3	0	0	.385				
Mar 1	LIBERTY	*of	5	3	4	2	1	0	2	0	0	0	0	0	0	0	0	6	0	0	.452				
Mar 05	RUTGERS-1	*of	3	1	0	0	0	0	0	1	0	0	0	0	0	0	1	1	0	0	.412				
Mar 05	RUTGERS-2	*of	5	0	2	2	1	0	0	0	1	1	0	0	0	0	1	5	0	0	.410				
Mar 06	RUTGERS	*of	4	1	1	0	0	0	0	0	0	0	0	0	0	0	1	0	0	1	.395				
Mar 09	at VCU	*of	5	2	1	0	0	0	0	0	1	0	0	0	0	0	2	3	1	0	.375				
Mar 11	at West Virginia	*of	4	0	2	0	0	0	0	0	0	1	0	0	0	0	1	4	0	0	.385				
Mar 12	at West Virginia-1	*of	5	1	1	1	0	0	0	0	0	0	0	0	0	0	2	6	0	0	.368				
Mar 12	at West Virginia	*of	5	0	1	0	0	0	0	1	0	0	0	0	0	0	1	4	0	0	.355				
Mar 15	PRINCETON	*of	4	0	0	0	0	0	0	0	0	0	0	0	0	0	2	0	0	0	.333				
Mar 16	PRINCETON	*of	3	3	1	0	0	0	0	1	0	0	1	0	0	0	0	3	0	0	.333				
Mar 18	WESTERN KENTUCK	*of	5	0	4	3	1	0	0	0	0	0	0	0	0	0	0	1	0	0	.365				
Mar 18	WESTERN KENTUCK	*of	4	1	1	0	0	0	0	0	0	0	0	0	0	0	0	0	0	0	.359				
Mar 19	WESTERN KENTUCK	*of	4	1	0	0	0	0	2	0	0	0	0	0	0	0	2	0	0	0	.341				
Mar 22	VMI	*of	5	1	1	0	1	0	0	0	0	0	0	0	0	0	1	3	0	0	.333				
Mar 23	VMI	*of	2	1	1	0	0	0	2	0	1	0	1	0	1	0	0	2	0	0	.337				
Mar 25	at RICE	*of	4	0	0	0	0	0	0	0	0	0	0	0	0	0	3	4	0	0	.323				
Mar 26	at RICE	*of	4	0	1	0	0	0	0	0	0	0	0	0	0	0	0	3	1	0	.320				
Mar 27	at RICE	*of	4	0	1	1	0	0	0	0	1	0	0	0	0	1	1	3	0	1	.317				
Mar 30	at Virginia	*of	5	1	2	1	0	0	0	0	1	0	0	0	0	0	0	3	0	0	.321				
Apr 1	FLORIDA ATLANTIC	*of	3	1	1	1	0	0	0	0	0	0	0	1	1	0	1	1	0	0	.321				
Apr 02	FLORIDA ATLANTIC	*of	4	0	0	0	0	0	0	0	0	0	0	0	0	0	2	5	0	0	.310				
Apr 03	FLORIDA ATLANTIC	*of	4	0	0	0	0	0	0	0	0	0	0	0	0	0	1	4	0	0	.299				
Apr 06	WILLIAM & MARY	*of	2	3	1	0	1	0	2	2	0	0	0	0	0	0	1	3	0	0	.303				
Apr 08	at FIU	*of	6	2	4	1	1	0	0	0	0	0	0	0	0	0	2	3	0	1	.320				
Apr 09	at FIU	*of	4	1	1	2	0	0	0	0	1	0	0	0	1	0	1	8	1	0	.318				
Apr 10	at FIU	*dh	3	2	1	2	0	0	1	1	1	0	1	0	0	0	0	0	0	0	.318				
Apr 15	UTSA	*of	4	1	2	1	1	0	0	0	0	0	0	0	0	0	0	3	0	0	.324				
Apr 16	UTSA	*of	4	0	2	0	0	0	0	0	1	0	0	0	0	0	1	1	0	1	.329				
Apr 17	UTSA	*of	5	0	2	2	0	0	0	0	1	0	0	0	0	0	0	2	0	0	.331				
Apr 19	at VMI	*of	4	0	1	1	0	0	0	1	0	0	0	0	0	0	3	3	0	0	.329				
Totals			37gs	149	33	49	25	10	0	4	17	13	4	3	3	3	1	33	99	3	4	.329			
On base pct. .401 • Slugging pct. .477																									

CAREER STATS																							
Year	avg	gp-gs	ab	r	h	2b	3b	hr	rbi	tb	slg%	bb	hbp	so	gdp	ob%	sf	sh	sb-att	po	a	e	fld%
2013	.300	53-52	180	33	54	9	4	2	17	77	.428	21	7	50	2	.394	0	1	13-15	141	4	0	1.000
2014	.239	59-49	180	23	43	6	0	0	23	49	.272	21	5	48	2	.333	1	5	12-15	137	6	1	.993
2015	.302	56-55	202	32	61	10	1	1	28	76	.376	17	5	34	1	.366	3	9	20-25	150	4	3	.981
2016	.329	37-37	149	33	49	10	0	4	25	71	.477	17	3	33	1	.401	3	3	13-17	99	3	4	.962
TOTAL	.291	205-193	711	121	207	35	5	7	93	273	.384	76	20	165	6	.372	7	18	58-72	527	17	8	.986



#10 NICK HARTMAN • Jr. • RHP • 6-2 • 180 • R/R • Katy, Texas • LSU-Eunice

PERSONAL: Son of Victor and Karla Hartman ... Has one sister, Clarissa ... Majoring in sport management ... Performed community service work at a retirement home in Texas ... Favorite pro athlete: Brian Cushing of the Houston Texans, and Jon Singleton of the Houston Astros ... Favorite Foods: Filet mignon wrapped in bacon ... Dream Travel Spot: San Diego.

2015: Team best five saves ... Made nine starts.

MISCELLANEOUS

2016 Season Highs

IP (S)	3.1 vs UTSA
IP (R)	3.0 vs Manhattan
K	5 vs UTSA
BB	2 two times
NP	63 vs UTSA
H Allowed (S)	2 vs UTSA
H Allowed (R)	6 at West Virginia
HR Allowed	1 at VCU
Runs Allowed (S)	1 vs UTSA
Runs Allowed (R)	3 three times
ER Allowed (S)	0 two times
ER Allowed (R)	3 at West Virginia

2016 Breakdown

Opp. Avg.	.255
vs. Left	.179
vs. Right	.280
WHIP	1.26
K/IP	35/28.2

Career Highs

IP (S)	7.0 two times
IP (R)	3.2 vs USM (5.21.15)
K	6 two times
BB	4 at FAU (4.25.15)
NP	105 at MTSU (3.28.15)
H Allowed (S)	10 at UTSA (4.10.15)
H Allowed (R)	6 at W.Va. (3.12.16)
HR Allowed	1 three times
Runs Allowed (S)	7 at UTSA (4.10.15)
Runs Allowed (R)	3 three times
ER Allowed (S)	6 at MTSU (3.28.15)
ER Allowed (R)	3 at W.Va. (3.12.16)

2016 GAME-BY-GAME STATS

**2016 ODU Baseball
Individual Game-by-Game for Old Dominion (as of Apr 20, 2016)**

#10 Nick Hartman - 3 games (All games)

Date	Opponent	Pos	AB	R	H	RBI	2B	3B	HR	BB	SB	CS	HBP	SAC	SF	GDP	K	PO	A	E	Avg
Feb 26	MANHATTAN	p	0	0	0	0	0	0	0	0	0	0	0	0	0	0	0	1	0	0	.000
Mar 09	at VCU	p	0	0	0	0	0	0	0	0	0	0	0	0	0	0	0	0	0	1	.000
Apr 06	WILLIAM & MARY	*p	0	0	0	0	0	0	0	0	0	0	0	0	0	0	0	0	1	0	.000
Totals		1gs	0	0	0	0	0	0	0	0	0	0	0	0	0	0	0	1	1	1	.000

On base pct. .000 • Slugging pct. .000

#10 Nick Hartman - 17 appearances (All games)

Date	Opponent	GS	IP	H	R	ER	BB	SO	2B	3B	HR	WP	BK	HBP	IBB	Score	W-L	Sv	ERA	NP
Feb 19	vs NC State		2.0	0	0	0	0	3	0	0	0	0	0	0	0	5-0	0-0	0	0.00	15
Feb 23	NORFOLK STATE		1.1	0	0	0	0	2	0	0	0	0	0	0	0	5-3	0-0	1	0.00	14
Feb 26	MANHATTAN		3.0	0	0	0	0	2	0	0	0	0	0	0	1	6-5	0-0	1	0.00	37
Mar 1	LIBERTY		1.0	2	1	1	0	1	0	0	0	1	0	0	0	7-6	1-0	1	1.23	22
Mar 05	RUTGERS-1		2.0	2	1	1	0	2	0	0	0	0	0	0	0	4-2	1-0	2	1.93	28
Mar 06	RUTGERS		0.2	1	0	0	0	0	0	0	0	0	0	0	0	2-5	1-0	2	1.80	8
Mar 09	at VCU		2.0	2	1	1	0	3	0	0	1	0	0	0	0	3-1	1-0	3	2.25	24
Mar 12	at West Virginia-1		2.0	6	3	3	0	1	3	0	0	2	0	0	0	5-4	2-0	3	3.86	31
Mar 12	at West Virginia		1.1	2	2	2	1	3	0	0	0	0	0	0	0	5-6	2-1	3	4.70	32
Mar 16	PRINCETON		1.0	1	0	0	0	1	0	0	0	0	0	0	0	10-4	2-1	3	4.41	22
Mar 18	WESTERN KENTUCK		1.0	1	0	0	0	2	0	0	0	1	0	0	0	8-3	2-1	3	4.15	20
Mar 18	WESTERN KENTUCK		1.0	1	0	0	1	2	0	0	0	0	0	0	0	4-2	2-1	4	3.93	23
Mar 23	VMI		1.0	3	3	2	1	1	0	0	0	1	0	0	0	6-5	3-1	4	4.66	23
Mar 27	at RICE		0.1	2	3	2	1	0	0	0	0	0	0	0	0	2-8	3-2	4	5.49	14
Apr 06	WILLIAM & MARY	*	3.0	0	0	0	0	4	0	0	0	0	0	0	0	7-1	4-2	4	4.76	35
Apr 10	at FIU		2.2	3	1	1	0	3	0	0	0	1	0	0	0	11-1	4-2	4	4.62	31
Apr 15	UTSA	*	3.1	2	1	0	2	5	1	0	0	1	0	0	0	5-2	4-2	4	4.08	63
Totals		2	28.2	28	16	13	8	35	4	0	1	7	0	0	1	95-58	4-2	4	4.08	-

CAREER STATS

Year	avg	gp-gs	ab	r	h	2b	3b	hr	rbi	tb	slg%	bb	hbp	so	gdp	ob%	sf	sh	sb-att	po	a	e	fld%
2015	.000	0-0	0	0	0	0	0	0	0	0	.000	0	0	0	0	.000	0	0	0-0	6	5	0	1.000
2016	.000	0-0	0	0	0	0	0	0	0	0	.000	0	0	0	0	.000	0	0	0-0	1	1	1	.667
TOTAL	.000	0-0	0	0	0	0	0	0	0	0	.000	0	0	0	0	.000	0	0	0-0	7	6	1	.929

Year	era	w-l	app	gs	cg	sho	sv	ip	h	r	er	bb	so	2b	3b	hr	bf	bavg	wp	hbp	bk	sfa	sha
2015	5.17	0-6	17	9	0	0/2	5	55.2	58	38	32	28	41	13	2	3	257	.262	6	4	0	1	3
2016	4.08	4-2	17	2	0	0/1	4	28.2	28	16	13	8	35	4	0	1	121	.255	7	0	0	1	2
TOTAL	4.80	4-8	34	11	0	0/3	9	84.1	86	54	45	36	76	17	2	4	378	.260	13	4	0	2	5



#11 KYLE BEAM • Jr. • C • 6-0 • 225 • R/R • Hood River, Ore. • Lane CC

PRIOR TO OLD DOMINION: As a freshman at Lane Community College, Beam was selected to the Second Team All-Southern Region for the Northwest Athletic Conference (NWAC) ... In 2014, he participated in the NWACC Juco All-Star game ... In 2013, Beam's senior year of high school, he was the 5A State Player of the Year for Oregon while batting .506 with seven home runs and 42 RBI ... Following the season, Beam was selected to play in the High School All-Star game ... First Team All-State performer as a junior and senior in high school ... Also played football at Hood River Valley where he was a First Team All-League selection as a wide receiver and safety in 2012.

MISCELLANEOUS

2016 Season Highs

At Bats	7 vs Manhattan
Runs	2 four times
Hits	3 vs App State
RBI	3 two times
2B	2 vs WKU
3B	1 vs Liberty
HR	1 three times
Walks	2 vs Princeton
SB	---
Putouts	7 vs Princeton
Assists	3 two times

Career Highs

At Bats	7 vs Manhattan
Runs	2 four times
Hits	3 vs App State (2.21.2016)
RBI	3 two times
2B	2 vs WKU (3.19.2016)
3B	1 vs Liberty (3.1.2016)
HR	1 three times
Walks	2 vs Princeton (3.15.2016)
SB	---
Putouts	7 vs Princeton (3.15.2016)
Assists	3 two times

2016 GAME-BY-GAME STATS

**2016 ODU Baseball
Individual Game-by-Game for Old Dominion (as of Apr 20, 2016)**

#11 Kyle Beam - 26 games (All games)

Date	Opponent	Pos	AB	R	H	RBI	2B	3B	HR	BB	SB	CS	HBP	SAC	SF	GDP	K	PO	A	E	Avg
Feb 20	vs Kent State	dh	1	0	0	0	0	0	0	1	0	0	0	0	0	0	1	0	0	0	.000
Feb 21	vs Appalachian State	*c	4	2	3	3	0	0	1	0	0	0	0	0	0	0	0	4	0	0	.600
Feb 23	NORFOLK STATE	*dh	3	0	0	1	0	0	0	1	0	0	0	0	0	0	0	0	0	0	.375
Feb 26	MANHATTAN	*dh	7	1	2	1	0	0	0	0	0	0	0	0	0	0	3	0	0	0	.333
Feb 27	VIRGINIA TECH	*c	2	0	0	0	0	0	0	0	0	0	0	0	0	0	0	2	0	0	.294
Mar 1	LIBERTY	*c	4	2	2	1	0	1	0	0	0	0	0	0	0	0	0	6	1	0	.333
Mar 06	RUTGERS	*c	3	0	0	1	0	0	0	0	0	0	0	0	1	0	0	4	0	0	.292
Mar 09	at VCU	*dh	4	0	1	0	0	0	0	0	0	0	0	0	0	0	1	0	0	0	.286
Mar 11	at West Virginia	*dh	4	0	1	0	0	0	0	0	0	0	0	0	0	0	2	0	0	0	.281
Mar 12	at West Virginia-1	*c	5	1	2	2	0	0	1	0	0	0	0	0	0	0	2	4	3	0	.297
Mar 12	at West Virginia	*dh	5	0	0	0	0	0	0	0	0	0	0	0	0	0	3	0	0	0	.262
Mar 15	PRINCETON	*c	2	2	0	0	0	0	0	2	0	0	0	0	0	1	1	7	1	0	.250
Mar 18	WESTERN KENTUCK	*dh	2	1	0	0	0	0	0	1	0	0	0	0	0	1	1	0	0	0	.239
Mar 19	WESTERN KENTUCK	*c	4	2	2	3	2	0	1	0	0	0	0	0	0	0	1	2	2	0	.260
Mar 22	VMI	*c	5	1	2	2	1	0	1	0	0	0	0	0	0	0	2	4	3	0	.273
Mar 23	VMI	*c	2	0	0	0	0	0	1	0	0	0	0	0	0	0	0	5	1	0	.263
Mar 26	at RICE	*c	4	0	0	0	0	0	0	0	0	0	0	0	0	0	2	2	0	1	.246
Mar 27	at RICE	*c	4	0	0	0	0	0	0	0	0	0	0	0	0	0	2	2	1	0	.231
Mar 30	at Virginia	ph	1	0	1	2	0	0	0	0	0	0	0	0	0	0	0	0	0	0	.242
Apr 1	FLORIDA ATLANTIC	c	1	0	0	0	0	0	0	0	0	0	0	0	0	0	1	0	0	0	.239
Apr 02	FLORIDA ATLANTIC	*c	2	0	0	0	0	0	0	0	0	0	0	0	0	0	1	3	0	0	.232
Apr 03	FLORIDA ATLANTIC	*c	2	0	0	0	0	0	0	0	0	0	1	0	0	0	1	6	1	0	.225
Apr 08	at FIU	c	0	0	0	0	0	0	1	0	0	0	0	0	0	0	0	2	0	0	.225
Apr 10	at FIU	*c	2	1	0	1	0	0	1	0	0	1	0	1	0	0	0	6	0	0	.219
Apr 16	UTSA	*c	3	0	0	0	0	0	0	0	0	0	0	0	0	1	0	3	2	0	.211
Apr 17	UTSA	*c	1	0	0	0	0	0	1	0	0	0	0	0	0	0	0	3	0	1	.208
Totals			22gs	77	13	16	17	3	1	3	10	0	2	0	2	3	24	65	15	2	.208

On base pct. .308 • Slugging pct. .390

CAREER STATS

Year	avg	gp-gs	ab	r	h	2b	3b	hr	rbi	tb	slg%	bb	hbp	so	gdp	ob%	sf	sh	sb-att	po	a	e	fld%
2016	.208	26-22	77	13	16	3	1	3	17	30	.390	10	2	24	3	.308	2	0	0-0	65	15	2	.976
TOTAL	.208	26-22	77	13	16	3	1	3	17	30	.390	10	2	24	3	.308	2	0	0-0	65	15	2	.976



#14 KURT SINNEN • Jr. • C/1B • 5-11 • 200 • L/R • Virginia Beach, Va. • Kellam

PERSONAL: Kurt Sinnen is the son of Matthew and Tina Sinnen ... Is the twin brother of Sam, and has two other brothers Brooks and Turner ... Brooks played for ODU ... Majoring in sport management.

2015: 21 games with seven starts ... Two hits in a game at UTSA

MISCELLANEOUS

2016 Season Highs

At Bats	5 five times
Runs	2 two times
Hits	4 vs FIU
RBI	4 vs Florida Atlantic
2B	2 vs FIU
3B	1 vs WKU
HR	1 at VCU
Walks	2 five times
SB	1 three times
Putouts	12 vs VMI
Assists	2 three times

Career Highs

At Bats	5 five times
Runs	2 two times
Hits	4 vs FIU (4.8.2016)
RBI	4 vs FAU (4.1.2016)
2B	2 vs FIU (4.8.2016)
3B	1 vs WKU (3.19.2016)
HR	1 at VCU (3.9.2016)
Walks	2 four times
SB	1 three times
Putouts	12 vs VMI (3.23.2016)
Assists	2 four times

2016 GAME-BY-GAME STATS

**2016 ODU Baseball
Individual Game-by-Game for Old Dominion (as of Apr 20, 2016)**

#14 Kurt Sinnen - 36 games (All games)

Date	Opponent	Pos	AB	R	H	RBI	2B	3B	HR	BB	SB	CS	HBP	SAC	SF	GDP	K	PO	A	E	Avg	
Feb 19	vs NC State	*c	4	0	1	2	0	0	0	1	0	0	0	0	0	0	1	9	1	0	.250	
Feb 20	vs Kent State	*c	3	0	1	1	0	0	0	1	0	0	0	0	0	0	0	7	0	0	.286	
Feb 21	vs Appalachian State	*dh	3	0	0	0	0	0	0	1	1	0	0	0	0	0	0	0	0	0	.200	
Feb 23	NORFOLK STATE	*c	4	0	1	1	0	0	0	0	0	0	0	0	0	0	2	6	0	0	.214	
Feb 26	MANHATTAN	*c	5	0	0	0	0	0	0	1	0	0	0	0	0	0	1	8	2	0	.158	
Feb 28	DELAWARE	*c	5	1	1	0	0	0	0	0	0	0	0	0	0	0	0	5	0	0	.167	
Mar 1	LIBERTY	*dh	3	0	2	1	0	0	0	0	0	0	0	0	1	0	0	0	0	0	.222	
Mar 05	RUTGERS-1	*c	4	0	0	0	0	0	0	0	0	0	0	0	0	0	0	8	0	0	.194	
Mar 05	RUTGERS-2	*c	3	1	2	0	1	0	2	0	0	0	0	0	0	0	0	4	0	0	.235	
Mar 06	RUTGERS	ph	1	0	0	0	0	0	0	0	0	0	0	0	0	0	0	0	0	0	.229	
Mar 09	at VCU	*c	3	1	1	1	0	0	1	2	0	0	0	0	0	0	0	7	1	0	.237	
Mar 11	at West Virginia	*c	4	1	1	0	0	0	0	0	0	0	0	0	0	0	0	9	2	1	.238	
Mar 12	at West Virginia-1	*dh	4	0	0	0	0	0	0	1	0	0	0	0	0	0	2	0	0	0	.217	
Mar 12	at West Virginia	ph	1	0	1	1	0	0	0	0	0	0	0	0	0	0	0	0	0	0	.234	
Mar 15	PRINCETON	*dh	2	1	1	1	0	0	0	1	1	0	1	0	0	0	0	0	0	0	.245	
Mar 16	PRINCETON	*1b	5	0	1	0	0	0	0	0	0	0	0	0	0	0	0	7	0	0	.241	
Mar 18	WESTERN KENTUCK	*c	3	0	1	0	0	0	0	0	0	0	0	1	0	0	1	10	0	0	.246	
Mar 18	WESTERN KENTUCK	*1b	2	0	1	0	1	0	2	0	0	0	0	0	0	0	0	7	0	0	.254	
Mar 19	WESTERN KENTUCK	ph/1b	1	1	1	3	0	1	0	1	0	0	0	0	1	0	0	3	1	0	.267	
Mar 22	VMI	*1b	2	2	1	0	1	0	0	2	0	0	0	0	0	0	1	9	0	0	.274	
Mar 23	VMI	*1b	5	0	1	1	0	0	0	0	0	0	0	0	0	0	2	12	0	1	.269	
Mar 25	at RICE	*c	3	0	0	0	0	0	0	0	0	0	0	0	0	0	0	4	1	0	.257	
Mar 26	at RICE	ph	1	0	0	0	0	0	0	0	0	0	0	0	0	0	0	0	0	0	.254	
Mar 27	at RICE	*1b	4	0	1	0	0	0	0	0	0	0	0	0	0	0	0	9	0	0	.253	
Mar 30	at Virginia	*c/1b	4	0	2	0	0	0	0	0	0	0	0	0	0	0	1	5	0	0	.266	
Apr 1	FLORIDA ATLANTIC	*c/1b	4	1	2	4	1	0	0	1	0	0	0	0	0	1	0	8	1	1	.277	
Apr 02	FLORIDA ATLANTIC	*1b	3	0	1	0	0	0	0	0	0	0	0	0	0	0	1	7	1	0	.279	
Apr 03	FLORIDA ATLANTIC	*dh	3	0	0	0	0	0	0	0	0	0	0	0	0	0	0	1	0	0	.270	
Apr 06	WILLIAM & MARY	*1b/c	4	0	0	0	0	0	0	0	0	0	0	0	0	0	0	9	0	0	.258	
Apr 08	at FIU	*c/1b	5	2	4	2	2	0	1	0	0	0	0	0	0	0	0	7	1	0	.286	
Apr 09	at FIU	*1b	4	0	1	2	0	0	0	0	0	0	0	0	0	0	0	6	0	0	.284	
Apr 10	at FIU	*1b	3	0	1	0	0	0	0	1	0	0	0	0	0	1	0	5	1	0	.286	
Apr 15	UTSA	*1b	3	0	0	0	0	0	0	1	0	0	0	0	0	0	0	5	0	0	.278	
Apr 16	UTSA	*dh	3	0	0	0	0	0	0	0	0	1	0	0	0	0	1	0	0	0	.270	
Apr 17	UTSA	*1b	4	0	3	0	0	0	0	1	1	0	0	0	0	0	0	9	1	0	.287	
Apr 19	at VMI	*c	3	0	0	0	0	0	2	0	0	0	0	0	0	0	1	7	2	0	.280	
Totals			32gs	118	11	33	20	6	1	1	22	3	0	2	1	2	2	15	192	15	3	.280

On base pct. .396 • Slugging pct. .373

CAREER STATS

Year	avg	gp-gs	ab	r	h	2b	3b	hr	rbi	tb	slg%	bb	hbp	so	gdp	ob%	sf	sh	sb-att	po	a	e	fld%
2014	.304	26-11	46	2	14	1	0	0	7	15	.326	7	0	10	0	.396	0	1	0-0	49	5	1	.982
2015	.171	21-7	35	1	6	1	0	0	1	7	.200	5	0	7	1	.275	0	0	0-0	38	4	1	.977
2016	.280	36-32	118	11	33	6	1	1	20	44	.373	22	2	15	2	.396	2	1	3-3	192	15	3	.986
TOTAL	.266	83-50	199	14	53	8	1	1	28	66	.332	34	2	32	3	.376	2	2	3-3	279	24	5	.984



#15 ZACH RUTHERFORD • So. • INF • 6-2 • 180 • R/R • Chesapeake, Va. • Western Branch

PERSONAL: Son of Robbie and Kelly Rutherford ... One sister, Ashley ... Majoring in management ... Would like to own his own business ... 2013-14 National Honor Society secretary ... Favorite pro athlete: Mike Trout ... Favorite pro team: St. Louis Cardinals ... Dream Travel Spot: Cozumel, Mexico.

2015: Collegiate Baseball and Baseball America Freshman All-American ... C-USA All-Freshman squad ... Third on team in hitting at .317 ... Started 42 of 43 games played in (mostly at shortstop) ... Hit .355 in 27 C-USA games to lead team ... Four RBI in a game at nationally ranked FAU ... Committed only five errors ... Pitched in six games ... 13 multiple hit games ... Longest hitting streak was nine games.

MISCELLANEOUS

2016 Season Highs

At Bats	6 two times
Runs	3 vs Princeton
Hits	4 at FIU
RBI	3 vs WKU
2B	1 four times
3B	1 two times
HR	1 vs Florida Atlantic
Walks	2 vs NC State
SB	2 vs Kent State
Putouts	4 three times
Assists	9 vs Rutgers

Career Highs

At Bats	6 vs Manhattan (2.26.2016)
Runs	3 two times
Hits	4 at FIU (4.9.2016)
RBI	4 vs FAU (4.24.2015)
2B	2 two times
3B	1 three times
HR	1 vs FAU (4.2.2016)
Walks	2 three times
SB	2 vs Kent State (2.20.2016)
Putouts	5 three times
Assists	9 vs Rutgers (3.6.2016)

2016 GAME-BY-GAME STATS

**2016 ODU Baseball
Individual Game-by-Game for Old Dominion (as of Apr 20, 2016)**

#15 Zach Rutherford - 37 games (All games)

Date	Opponent	Pos	AB	R	H	RBI	2B	3B	HR	BB	SB	CS	HBP	SAC	SF	GDP	K	PO	A	E	Avg	
Feb 19	vs NC State	*SS	3	1	0	0	0	0	0	2	0	0	0	0	0	0	1	0	2	0	.000	
Feb 20	vs Kent State	*SS	4	1	0	0	0	0	0	0	2	0	0	0	0	0	0	3	2	0	.000	
Feb 21	vs Appalachian State	*SS	5	0	1	1	0	0	0	0	0	1	0	0	0	0	1	0	5	0	.083	
Feb 23	NORFOLK STATE	*SS	4	1	2	1	0	0	0	1	0	0	0	0	0	0	0	2	1	0	.188	
Feb 26	MANHATTAN	*SS	6	2	3	0	0	0	1	1	0	0	0	0	1	0	0	3	2	1	.273	
Feb 27	VIRGINIA TECH	*SS	3	0	0	0	0	0	0	0	0	0	0	0	0	0	0	3	4	0	.240	
Feb 28	DELAWARE	*SS	5	0	0	1	0	0	0	0	0	0	0	0	0	0	1	0	6	0	.200	
Mar 1	LIBERTY	*SS	3	1	2	0	1	0	0	1	0	0	0	0	0	0	0	1	3	1	.242	
Mar 05	RUTGERS-1	*SS	4	1	2	0	0	0	0	1	0	0	0	0	0	0	0	0	5	1	.270	
Mar 05	RUTGERS-2	*SS	5	0	0	0	0	0	0	0	0	0	0	0	0	0	3	2	4	1	.238	
Mar 06	RUTGERS	*SS	2	0	1	0	0	0	0	0	0	0	1	1	0	1	0	4	9	1	.250	
Mar 09	at VCU	*SS	4	0	2	1	1	0	0	0	0	0	0	1	0	0	1	1	3	1	.271	
Mar 11	at West Virginia	*SS	4	0	1	0	0	0	0	0	0	0	0	0	0	0	1	3	1	0	.269	
Mar 12	at West Virginia-1	*SS	2	1	1	0	0	0	0	0	0	0	2	1	0	0	0	2	4	0	.278	
Mar 12	at West Virginia	*SS	4	1	0	1	0	0	0	1	0	0	0	0	1	0	1	4	3	0	.259	
Mar 15	PRINCETON	*SS	3	0	2	0	0	0	0	1	1	0	0	0	0	0	0	1	7	0	.279	
Mar 16	PRINCETON	*SS	4	3	3	1	0	0	0	1	1	0	0	0	0	0	0	3	4	0	.308	
Mar 18	WESTERN KENTUCK	*SS	4	0	1	1	0	0	0	0	0	0	0	0	1	0	0	1	1	0	.304	
Mar 18	WESTERN KENTUCK	*SS	3	1	1	3	0	1	0	1	1	0	0	0	0	0	2	0	4	0	.306	
Mar 19	WESTERN KENTUCK	*SS	3	1	1	1	0	0	0	1	0	0	0	2	0	0	0	3	5	1	.307	
Mar 22	VMI	*SS	4	1	3	1	0	0	0	1	0	0	0	0	0	0	0	0	4	0	.329	
Mar 23	VMI	*SS	5	1	1	1	0	1	0	0	0	0	0	0	0	0	1	1	4	0	.321	
Mar 25	at RICE	*SS	4	0	0	0	0	0	0	0	0	0	0	0	0	0	2	3	2	0	.307	
Mar 26	at RICE	*SS	4	0	1	0	1	0	0	0	0	0	0	0	0	0	0	0	5	0	.304	
Mar 27	at RICE	*SS	4	0	0	1	0	0	0	0	0	0	0	0	0	0	2	1	7	0	.292	
Mar 30	at Virginia	*SS	5	1	0	0	0	0	0	0	0	0	0	0	0	0	3	0	2	0	.277	
Apr 1	FLORIDA ATLANTIC	*SS	4	1	1	0	0	0	0	0	0	0	1	0	0	0	1	4	2	0	.276	
Apr 02	FLORIDA ATLANTIC	*SS	4	1	1	1	0	0	1	0	0	0	0	0	0	0	1	0	5	0	.275	
Apr 03	FLORIDA ATLANTIC	*SS	4	0	1	0	0	0	0	0	0	0	0	0	0	0	0	1	0	4	.274	
Apr 06	WILLIAM & MARY	*SS	4	0	0	0	0	0	0	0	0	0	0	0	0	0	0	1	1	0	.265	
Apr 08	at FIU	*SS	6	2	2	0	0	0	0	0	0	0	0	0	0	0	1	0	6	0	.268	
Apr 09	at FIU	*SS	5	2	4	1	1	0	0	0	0	0	0	0	0	0	0	0	4	0	.289	
Apr 10	at FIU	*SS	3	2	1	1	0	0	0	1	0	0	1	0	0	0	1	1	3	0	.290	
Apr 15	UTSA	*SS	3	0	2	1	0	0	0	0	1	0	0	1	0	0	0	0	2	0	.299	
Apr 16	UTSA	*SS	4	0	1	0	0	0	0	0	0	0	0	0	0	0	0	2	5	0	.297	
Apr 17	UTSA	*SS	5	0	1	0	0	0	0	0	0	1	0	0	0	0	0	2	5	2	.294	
Apr 19	at VMI	*SS	3	1	1	0	0	0	0	1	0	0	0	1	0	0	0	4	0	1	.295	
Totals			37gs	146	26	43	18	4	2	1	13	8	2	5	7	2	2	24	55	136	10	.295

On base pct. .367 • Slugging pct. .370

CAREER STATS

Year	avg	gp-gs	ab	r	h	2b	3b	hr	rbi	tb	slg%	bb	hbp	so	gdp	ob%	sf	sh	sb-att	po	a	e	fld%
2015	.317	43-42	164	30	52	13	1	0	18	67	.409	10	3	26	4	.367	0	6	4-4	75	103	5	.973
2016	.295	37-37	146	26	43	4	2	1	18	54	.370	13	5	24	2	.367	2	7	8-10	55	136	10	.950
TOTAL	.306	80-79	310	56	95	17	3	1	36	121	.390	23	8	50	6	.367	2	13	12-14	130	239	15	.961

Year	era	w-l	app	gs	cg	sho	sv	ip	h	r	er	bb	so	2b	3b	hr	bf	bavg	wp	hbp	bk	sfa	sha
2015	3.24	1-2	6	0	0	0/0	0	8.1	13	3	3	1	4	1	0	0	40	.371	0	2	0	0	2
TOTAL	3.24	1-2	6	0	0	0/0	0	8.1	13	3	3	1	4	1	0	0	40	.371	0	2	0	0	2



#16 THOMAS BUSBICE • Sr. • RHP • 6-1 • 205 • R/R • Papillion, Neb. • Iowa Western

PERSONAL: Son of Joe Busbice and Damorah Alexander ... Has one brother: Matt ... Majoring in criminal justice ... Interested in law enforcement or the Air Force ... Favorite pro athlete: Stephen Curry ... Favorite pro team: San Antonio Spurs ... Dream travel spot: Maui.

2015: Fanned five at Middle Tenn ... Saves vs. Rutgers and WKU ... Team best 25 appearances.

MISCELLANEOUS

2016 Season Highs

IP (S)	---
IP (R)	2.0 vs Rutgers
K	2 two times
BB	2 at West Virginia
NP	27 vs Florida Atlantic
H Allowed (S)	---
H Allowed (R)	4 vs UTSA
HR Allowed	1 vs Virginia
Runs Allowed (S)	---
Runs Allowed (R)	4 vs Virginia Tech
ER Allowed (S)	---
ER Allowed (R)	3 two times

2016 Breakdown

Opp. Avg.	.338
vs. Left	.316
vs. Right	.348
WHIP	1.72
K/IP	11/15.2

Career Highs

IP (S)	3.0 at W&M (4.14.15)
IP (R)	4.0 at MTSU (3.29.15)
K	5 at MTSU (3.29.15)
BB	4 three times
NP	74 vs Rice (3.21.15)
H Allowed (S)	5 at W&M (4.14.15)
H Allowed (R)	7 vs Rice (3.21.15)
HR Allowed	1 four times
Runs Allowed (S)	5 at W&M (4.14.15)
Runs Allowed (R)	4 two times
ER Allowed (S)	5 at W&M (4.14.15)
ER Allowed (R)	3 five times

2016 GAME-BY-GAME STATS

**2016 ODU Baseball
Individual Game-by-Game for Old Dominion (as of Apr 20, 2016)**

#16 Thomas Busbice - 3 games (All games)

Date	Opponent	Pos	AB	R	H	RBI	2B	3B	HR	BB	SB	CS	HBP	SAC	SF	GDP	K	PO	A	E	Avg	
Mar 05	RUTGERS-2	p	0	0	0	0	0	0	0	0	0	0	0	0	0	0	0	0	0	0	0	.000
Mar 15	PRINCETON	p	0	0	0	0	0	0	0	0	0	0	0	0	0	0	0	0	1	0	0	.000
Apr 03	FLORIDA ATLANTIC	p	0	0	0	0	0	0	0	0	0	0	0	0	0	0	0	0	1	0	0	.000
Totals		0gs	0	0	0	0	0	0	0	0	0	0	0	0	0	0	0	0	1	2	0	.000

On base pct. .000 • Slugging pct. .000

#16 Thomas Busbice - 15 appearances (All games)

Date	Opponent	GS	IP	H	R	ER	BB	SO	2B	3B	HR	WP	BK	HBP	IBB	Score	W-L	Sv	ERA	NP
Feb 23	NORFOLK STATE		1.0	1	0	0	0	0	1	0	0	0	0	0	0	5-3	0-0	0	0.00	21
Feb 27	VIRGINIA TECH		0.0	2	4	3	0	1	2	0	0	3	0	0	0	1-22	0-0	0	27.00	17
Mar 05	RUTGERS-2		2.0	0	0	0	0	1	0	0	0	0	0	0	0	7-4	1-0	0	9.00	21
Mar 09	at VCU		0.2	1	0	0	0	0	0	0	0	0	0	0	0	3-1	1-0	0	7.36	8
Mar 12	at West Virginia-1		1.2	2	0	0	0	1	0	0	0	1	0	0	0	5-4	1-0	0	5.06	24
Mar 12	at West Virginia		1.0	0	0	0	2	1	0	0	0	0	0	0	0	5-6	1-0	0	4.26	16
Mar 15	PRINCETON		1.1	3	2	2	0	1	0	0	0	0	0	0	0	7-6	1-0	0	5.87	17
Mar 19	WESTERN KENTUCK		0.1	2	2	2	0	0	0	0	0	0	0	0	0	12-8	1-0	0	7.88	4
Mar 22	VMI		1.0	1	1	1	1	0	0	0	0	0	0	1	0	8-2	1-0	0	8.00	21
Mar 26	at RICE		1.2	1	0	0	1	1	0	0	0	0	0	0	0	2-6	1-0	0	6.75	16
Mar 30	at Virginia		1.0	1	1	1	0	1	0	0	1	0	0	0	0	5-4	1-0	0	6.94	14
Apr 1	FLORIDA ATLANTIC		1.0	0	0	0	0	0	0	0	0	0	0	0	0	7-10	1-0	0	6.39	11
Apr 03	FLORIDA ATLANTIC		1.0	3	3	3	1	2	1	0	0	0	0	0	0	0-11	1-0	0	7.90	27
Apr 06	WILLIAM & MARY		1.0	1	0	0	0	2	0	0	0	0	0	0	0	7-1	1-0	0	7.36	15
Apr 17	UTSA		1.0	4	2	2	0	0	1	0	0	0	0	0	0	2-7	1-0	0	8.04	27
Totals		0	15.2	22	15	14	5	11	5	0	1	4	0	1	0	76-95	1-0	0	8.04	-

CAREER STATS

Year	avg	gp-gs	ab	r	h	2b	3b	hr	rbi	tb	slg%	bb	hbp	so	gdp	ob%	sf	sh	sb-att	po	a	e	fld%
2015	.000	0-0	0	0	0	0	0	0	0	0	.000	0	0	0	0	.000	0	0	0-0	3	11	2	.875
2016	.000	0-0	0	0	0	0	0	0	0	0	.000	0	0	0	0	.000	0	0	0-0	1	2	0	1.000
TOTAL	.000	0-0	0	0	0	0	0	0	0	0	.000	0	0	0	0	.000	0	0	0-0	4	13	2	.895

Year	era	w-l	app	gs	cg	sho	sv	ip	h	r	er	bb	so	2b	3b	hr	bf	bavg	wp	hbp	bk	sfa	sha
2015	4.84	3-2	25	1	0	0/3	2	44.2	46	30	24	26	37	11	0	3	201	.279	12	3	0	3	4
2016	8.04	1-0	15	0	0	0/0	0	15.2	22	15	14	5	11	5	0	1	76	.338	4	1	0	2	3
TOTAL	5.67	4-2	40	1	0	0/3	2	60.1	68	45	38	31	48	16	0	4	277	.296	16	4	0	5	7



#17 CULVER LAMB • So. • RHP • 6-3 • 195 • R/R • Virginia Beach, Va. • Chipola College

PRIOR TO OLD DOMINION: Member of the Chipola College baseball program that went 40-12 and won the Panhandle Conference Championship in 2015 ... Played first base and was a right-handed pitcher ... Named Second Team All-Panhandle Conference as a pitcher and earned Academic All-Conference honors ... Registered a 3.36 ERA in 67 innings pitched and 65 strikeouts ... Also hit .250 overall and .450 in the conference ... Earned First Team All-Region honors as a pitcher and third baseman and Second Team All-State as a pitcher at Tallwood High School.

MISCELLANEOUS

2016 Season Highs

IP (S)	---
IP (R)	3.2 vs Kent State
K	5 vs Kent State
BB	2 two times
NP	53 two times
H Allowed (S)	---
H Allowed (R)	4 at VMI
HR Allowed	1 vs Delaware
Runs Allowed (S)	---
Runs Allowed (R)	5 at VMI
ER Allowed (S)	---
ER Allowed (R)	5 at VMI

2016 Breakdown

Opp. Avg.	.297
vs. Left	.308
vs. Right	.292
WHIP	1.63
K/IP	23/26.1

Career Highs

IP (S)	---
IP (R)	3.2 vs Kent State (2.20.16)
K	5 vs Kent State (2.20.16)
BB	2 vs Princeton (3.15.16)
NP	53 two times
H Allowed (S)	---
H Allowed (R)	5 at VMI (4.19.2016)
HR Allowed	1 vs Delaware (2.28.16)
Runs Allowed (S)	---
Runs Allowed (R)	5 at VMI (4.19.2016)
ER Allowed (S)	---
ER Allowed (R)	5 at VMI (4.19.2016)

2016 GAME-BY-GAME STATS

**2016 ODU Baseball
Individual Game-by-Game for Old Dominion (as of Apr 20, 2016)**

#17 Culver Lamb - 7 games (All games)

Date	Opponent	Pos	AB	R	H	RBI	2B	3B	HR	BB	SB	CS	HBP	SAC	SF	GDP	K	PO	A	E	Avg
Feb 28	DELAWARE	p	0	0	0	0	0	0	0	0	0	0	0	0	0	0	0	0	1	0	.000
Mar 11	at West Virginia	p	0	0	0	0	0	0	0	0	0	0	0	0	0	0	0	0	0	1	.000
Mar 12	at West Virginia-1	p	0	0	0	0	0	0	0	0	0	0	0	0	0	0	0	0	1	0	.000
Mar 15	PRINCETON	p	0	0	0	0	0	0	0	0	0	0	0	0	0	0	0	0	0	1	.000
Mar 25	at RICE	p	0	0	0	0	0	0	0	0	0	0	0	0	0	0	0	1	1	0	.000
Mar 30	at Virginia	p	0	0	0	0	0	0	0	0	0	0	0	0	0	0	0	1	1	0	.000
Apr 1	FLORIDA ATLANTIC	p	0	0	0	0	0	0	0	0	0	0	0	0	0	0	0	0	1	1	.000
Totals		Ogs	0	0	0	0	0	0	0	0	0	0	0	0	0	0	0	2	5	3	.000

On base pct. .000 • Slugging pct. .000

#17 Culver Lamb - 17 appearances (All games)

Date	Opponent	GS	IP	H	R	ER	BB	SO	2B	3B	HR	WP	BK	HBP	IBB	Score	W-L	Sv	ERA	NP
Feb 20	vs Kent State		3.2	3	0	0	1	5	0	0	0	0	0	0	0	2-0	0-0	0	0.00	53
Feb 28	DELAWARE		3.1	3	2	2	0	4	0	0	1	0	0	0	0	10-4	1-0	0	2.57	53
Mar 05	RUTGERS-2		3.0	3	0	0	0	1	0	0	0	0	0	0	0	7-4	1-0	1	1.80	51
Mar 11	at West Virginia		1.0	1	2	0	0	1	1	0	0	0	0	0	0	3-4	1-1	1	1.64	17
Mar 12	at West Virginia-1		1.2	0	0	0	1	1	0	0	0	0	0	0	0	5-4	1-1	1	1.42	25
Mar 15	PRINCETON		1.2	2	2	2	2	3	1	0	0	0	0	0	0	7-6	2-1	1	2.51	30
Mar 18	WESTERN KENTUCK		1.0	1	0	0	0	1	1	0	0	0	0	0	0	8-3	2-1	1	2.35	11
Mar 18	WESTERN KENTUCK		1.0	1	0	0	0	1	0	0	0	0	0	1	0	4-2	2-1	1	2.20	16
Mar 19	WESTERN KENTUCK		0.2	4	3	2	0	0	0	0	0	0	0	0	0	12-8	2-1	1	3.18	20
Mar 25	at RICE		2.0	2	1	1	1	2	0	0	0	0	1	0	1	1-3	2-1	1	3.32	34
Mar 30	at Virginia		1.1	0	0	0	0	1	0	0	0	0	0	0	0	5-4	2-1	1	3.10	12
Apr 1	FLORIDA ATLANTIC		1.1	2	2	2	1	0	0	0	0	0	0	0	0	7-10	2-2	1	3.74	24
Apr 03	FLORIDA ATLANTIC		0.2	2	2	2	0	1	1	0	0	0	0	1	0	0-11	2-2	1	4.43	20
Apr 06	WILLIAM & MARY		1.0	0	0	0	0	1	0	0	0	0	0	0	0	7-1	2-2	1	4.24	6
Apr 08	at FIU		1.0	3	4	4	2	1	1	0	0	0	0	0	0	12-11	2-2	1	5.55	29
Apr 16	UTSA		1.2	1	2	0	1	0	1	0	0	1	0	0	0	0-3	2-2	1	5.19	35
Apr 19	at VMI		0.1	5	5	5	1	0	1	0	0	1	0	0	0	6-8	2-2	1	6.84	24
Totals		0	26.1	33	25	20	10	23	7	0	1	2	0	3	0	96-86	2-2	1	6.84	-

CAREER STATS

Year	avg	gp-gs	ab	r	h	2b	3b	hr	rbi	tb	slg%	bb	hbp	so	gdp	ob%	sf	sh	sb-att	po	a	e	fld%
2016	.000	0-0	0	0	0	0	0	0	0	0	.000	0	0	0	0	.000	0	0	0-0	2	5	3	.700
TOTAL	.000	0-0	0	0	0	0	0	0	0	0	.000	0	0	0	0	.000	0	0	0-0	2	5	3	.700

Year	era	w-l	app	gs	cg	sho	sv	ip	h	r	er	bb	so	2b	3b	hr	bf	bavg	wp	hbp	bk	sfa	sha
2016	6.84	2-2	17	0	0	0/1	1	26.1	33	25	20	10	23	7	0	1	126	.297	2	3	0	0	2
TOTAL	6.84	2-2	17	0	0	0/1	1	26.1	33	25	20	10	23	7	0	1	126	.297	2	3	0	0	2



#18 GRAYSON BAILEY • R Sr. • LHP • 6-1 • 210 • L/L • Virginia Beach, Va. • Lee University

PRIOR TO OLD DOMINION: Member of the Lee University baseball team ... Led the team to two NCAA World Series Runner-Up titles in 2014 and 2015 ... In 2014, recorded a 2.05 ERA and one save in 26.1 innings pitched ... Also notched 18 hits and a .202 batting average ... In 2015, went 3-2 in 35.2 innings with a 3.28 ERA ... Was named an Academic All-American twice ... Attended Frank W. Cox High School and was a First Team All-Beach, First Team All-Region, First Team All-Hampton Roads, Honorable Mention All-State and led the team to the regional semifinals ... Played with the Peninsula Pilots in the Coastal Plains League and helped the team win two CPL Championships (2013 & 2014).

MISCELLANEOUS

2016 Season Highs

IP (S)	---
IP (R)	4.0 at FIU
K	5 at FIU
BB	3 vs Virginia Tech
NP	54 at FIU
H Allowed (S)	---
H Allowed (R)	2 three times
HR Allowed	---
Runs Allowed (S)	---
Runs Allowed (R)	3 two times
ER Allowed (S)	---
ER Allowed (R)	2 vs Virginia Tech

2016 Breakdown

Opp. Avg.	.194
vs. Left	.167
vs. Right	.204
WHIP	1.06
K/IP	15/20.2

Career Highs

IP (S)	---
IP (R)	4.0 at FIU (4.9.2016)
K	5 at FIU (4.9.2016)
BB	3 vs Va. Tech (2.27.16)
NP	54 at FIU (4.9.2016)
H Allowed (S)	---
H Allowed (R)	2 two times
HR Allowed	---
Runs Allowed (S)	---
Runs Allowed (R)	3 vs Va. Tech (2.27.16)
ER Allowed (S)	---
ER Allowed (R)	2 vs Va. Tech (2.27.16)

2016 GAME-BY-GAME STATS

**2016 ODU Baseball
Individual Game-by-Game for Old Dominion (as of Apr 20, 2016)**

#18 Grayson Bailey - 3 games (All games)

Date	Opponent	Pos	AB	R	H	RBI	2B	3B	HR	BB	SB	CS	HBP	SAC	SF	GDP	K	PO	A	E	Avg
Mar 12	at West Virginia	p	0	0	0	0	0	0	0	0	0	0	0	0	0	0	0	0	2	0	.000
Mar 19	WESTERN KENTUCK	p	0	0	0	0	0	0	0	0	0	0	0	0	0	0	0	0	1	0	.000
Apr 16	UTSA	p	0	0	0	0	0	0	0	0	0	0	0	0	0	0	0	0	2	0	.000
Totals		Ogs	0	0	0	0	0	0	0	0	0	0	0	0	0	0	0	0	5	0	.000

On base pct. .000 • Slugging pct. .000

#18 Grayson Bailey - 15 appearances (All games)

Date	Opponent	GS	IP	H	R	ER	BB	SO	2B	3B	HR	WP	BK	HBP	IBB	Score	W-L	Sv	ERA	NP
Feb 23	NORFOLK STATE		2.0	2	1	1	0	0	0	0	0	0	0	0	0	5-3	0-0	0	4.50	38
Feb 27	VIRGINIA TECH		0.1	2	3	2	3	1	0	0	0	1	0	0	0	1-22	0-0	0	11.57	29
Mar 09	at VCU		1.0	1	0	0	0	0	0	0	0	0	0	0	0	3-1	0-0	0	8.10	19
Mar 12	at West Virginia		1.1	0	0	0	1	0	0	0	0	0	0	0	0	5-6	0-0	0	5.79	19
Mar 15	PRINCETON		1.0	0	0	0	0	1	0	0	0	0	0	0	0	7-6	0-0	1	4.76	16
Mar 16	PRINCETON		1.0	0	0	0	1	1	0	0	0	1	0	0	0	10-4	0-0	1	4.05	22
Mar 18	WESTERN KENTUCK		1.0	0	0	0	0	1	0	0	0	0	0	0	0	4-2	1-0	1	3.52	9
Mar 19	WESTERN KENTUCK		0.2	0	0	0	1	0	0	0	0	1	0	0	0	12-8	1-0	1	3.24	6
Mar 22	VMI		2.0	1	0	0	1	3	0	0	0	0	0	1	0	8-2	1-0	1	2.61	42
Mar 26	at RICE		1.2	1	1	1	1	0	0	0	0	2	0	0	0	2-6	1-0	1	3.00	25
Mar 30	at Virginia		1.0	2	1	1	0	0	0	0	0	0	0	0	0	5-4	2-0	1	3.46	10
Apr 1	FLORIDA ATLANTIC		0.2	1	1	0	0	1	1	0	0	1	0	0	0	7-10	2-0	1	3.29	17
Apr 06	WILLIAM & MARY		1.0	0	0	0	0	1	0	0	0	0	0	0	0	7-1	2-0	1	3.07	14
Apr 09	at FIU		4.0	0	0	0	1	5	0	0	0	0	0	0	0	10-2	2-0	2	2.41	54
Apr 16	UTSA		2.0	3	0	0	0	1	0	0	0	0	0	0	0	0-3	2-0	2	2.18	28
Totals		0	20.2	13	7	5	9	15	1	0	0	6	0	1	0	86-80	2-0	2	2.18	-

CAREER STATS

Year	avg	gp-gs	ab	r	h	2b	3b	hr	rbi	tb	slg%	bb	hbp	so	gdp	ob%	sf	sh	sb-att	po	a	e	fld%
2016	.000	0-0	0	0	0	0	0	0	0	0	.000	0	0	0	0	.000	0	0	0-0	0	5	0	1.000
TOTAL	.000	0-0	0	0	0	0	0	0	0	0	.000	0	0	0	0	.000	0	0	0-0	0	5	0	1.000

Year	era	w-l	app	gs	cg	sho	sv	ip	h	r	er	bb	so	2b	3b	hr	bf	bavg	wp	hbp	bk	sfa	sha
2016	2.18	2-0	15	0	0	0/0	2	20.2	13	7	5	9	15	1	0	0	83	.194	6	1	0	1	5
TOTAL	2.18	2-0	15	0	0	0/0	2	20.2	13	7	5	9	15	1	0	0	83	.194	6	1	0	1	5



#19 DARIUS GILLUS • RFr. • INF • 5-11 • 205 • R/R • Chesterfield, Va. • L.C. Bird

PERSONAL: Son of Quinton and Gail Gillus ... Has two sisters: Jasmine and LaTisha ... Majoring in criminal justice ... Interested in the CIA ... Favorite pro athlete: Bo Jackson ... Favorite pro team: New York Yankees ... Favorite Food: Pizza ... Dream Travel Spot: Spain.

2015: Did not play.

MISCELLANEOUS

2016 Season Highs

At Bats	2 at West Virginia
Runs	---
Hits	1 vs WKU
RBI	1 vs WKU
2B	---
3B	---
HR	---
Walks	1 vs Manhattan
SB	---
Putouts	6 at West Virginia
Assists	1 vs Virginia Tech

Career Highs

At Bats	2 at West Virginia (3.12.2016)
Runs	---
Hits	1 vs WKU (3.19.2016)
RBI	1 vs WKU (3.19.2016)
2B	---
3B	---
HR	---
Walks	1 vs Manhattan (2.26.2016)
SB	---
Putouts	6 at West Virginia (3.12.2016)
Assists	1 vs Virginia Tech (2.27.2016)

2016 GAME-BY-GAME STATS

**2016 ODU Baseball
Individual Game-by-Game for Old Dominion (as of Apr 20, 2016)**

#19 Darius Gillus - 11 games (All games)

Date	Opponent	Pos	AB	R	H	RBI	2B	3B	HR	BB	SB	CS	HBP	SAC	SF	GDP	K	PO	A	E	Avg
Feb 26	MANHATTAN	ph	0	0	0	0	0	0	0	1	0	0	0	0	0	0	0	0	0	0	.000
Feb 27	VIRGINIA TECH	1b	1	0	0	0	0	0	0	0	0	0	0	0	0	0	1	2	1	0	.000
Mar 1	LIBERTY	1b	0	0	0	0	0	0	0	0	0	0	0	0	0	0	0	0	1	0	.000
Mar 05	RUTGERS-1	ph	1	0	0	1	0	0	0	0	0	0	0	0	0	0	0	0	0	0	.000
Mar 12	at West Virginia-1	ph	1	0	0	0	0	0	0	0	0	0	0	0	0	0	0	0	0	0	.000
Mar 12	at West Virginia	1b	2	0	0	0	0	0	0	0	0	0	0	0	0	0	2	6	0	0	.000
Mar 19	WESTERN KENTUCK	ph	1	0	1	1	0	0	0	0	0	0	0	0	0	0	0	0	0	0	.167
Mar 22	VMI	pr/1b	0	0	0	0	0	0	0	0	0	0	0	0	0	0	0	2	0	0	.167
Apr 1	FLORIDA ATLANTIC	1b	0	0	0	0	0	0	0	0	0	0	0	0	0	0	0	1	0	0	.167
Apr 08	at FIU	ph	1	0	0	0	0	0	0	0	0	0	0	0	0	0	1	0	0	0	.143
Apr 16	UTSA	1b	0	0	0	0	0	0	0	0	0	0	0	0	0	0	0	1	0	1	.143
Totals		0gs	7	0	1	2	0	0	0	1	0	0	0	0	0	0	4	13	1	1	.143

On base pct. .250 • Slugging pct. .143

CAREER STATS

Year	avg	gp-gs	ab	r	h	2b	3b	hr	rbi	tb	slg%	bb	hbp	so	gdp	ob%	sf	sh	sb-att	po	a	e	fld%
2016	.143	11-0	7	0	1	0	0	0	2	1	.143	1	0	4	0	.250	0	0	0-0	13	1	1	.933
TOTAL	.143	11-0	7	0	1	0	0	0	2	1	.143	1	0	4	0	.250	0	0	0-0	13	1	1	.933



#20 BRYCE WINDHAM • Fr. • INF • 6-0 • 170 • L/R • Monroe, Mich. • Saint Mary Catholic Central

PRIOR TO OLD DOMINION: Played baseball, basketball and football at St. Mary Catholic Central ... Baseball team went 34-7 in 2014-15 and made it to the state quarterfinals ... Earned All-State honors for three years ... Helped lead the team to three league championships and two regional appearances ... Participated in the Michigan All-Star game ... Batted above .300 every year, with a high of .495 as a senior ... In basketball, played point guard and graduated as the all-time assist leader and the second all-time leading scorer ... Earned All-State honors and was asked to play in the Michigan All-Star game ... In football, played quarterback and helped lead the team to a League and State Championship in 2014 and was named to the All-State team ... Also set the school record for passing yards.

MISCELLANEOUS

2016 Season Highs

At Bats	2 vs William & Mary
Runs	1 five times
Hits	---
RBI	---
2B	---
3B	---
HR	---
Walks	1 vs App. State
SB	---
Putouts	---
Assists	2 two times

Career Highs

At Bats	vs W&M (4.4.2016)
Runs	1 five times
Hits	---
RBI	---
2B	---
3B	---
HR	---
Walks	1 vs App. State (2.21.2016)
SB	---
Putouts	---
Assists	2 two times

2016 GAME-BY-GAME STATS

**2016 ODU Baseball
Individual Game-by-Game for Old Dominion (as of Apr 20, 2016)**

#20 Bryce Windham - 16 games (All games)

Date	Opponent	Pos	AB	R	H	RBI	2B	3B	HR	BB	SB	CS	HBP	SAC	SF	GDP	K	PO	A	E	Avg
Feb 21	vs Appalachian State	2b	0	1	0	0	0	0	0	1	0	0	0	0	0	0	0	0	1	1	.000
Feb 27	VIRGINIA TECH	ph	1	0	0	0	0	0	0	0	0	0	0	0	0	0	0	0	0	0	.000
Mar 1	LIBERTY	pr	0	0	0	0	0	0	0	0	0	0	0	0	0	0	0	0	0	0	.000
Mar 09	at VCU	ph	0	0	0	0	0	0	0	0	0	0	0	1	0	0	0	0	0	0	.000
Mar 12	at West Virginia-1	pr	0	0	0	0	0	0	0	0	0	0	0	0	0	0	0	0	0	0	.000
Mar 12	at West Virginia	pr	0	1	0	0	0	0	0	0	0	0	0	0	0	0	0	0	0	0	.000
Mar 15	PRINCETON	pr	0	1	0	0	0	0	0	0	0	0	0	0	0	0	0	0	0	0	.000
Mar 18	WESTERN KENTUCK	pr	0	0	0	0	0	0	0	0	0	0	0	0	0	0	0	0	0	0	.000
Mar 22	VMI	2b	1	0	0	0	0	0	0	0	0	0	0	0	0	0	1	0	2	0	.000
Mar 27	at RICE	pr	0	0	0	0	0	0	0	0	0	0	0	0	0	0	0	0	0	0	.000
Apr 06	WILLIAM & MARY	2b	2	0	0	0	0	0	0	0	0	0	0	0	0	0	1	0	2	0	.000
Apr 08	at FIU	pr	0	1	0	0	0	0	0	0	0	0	0	0	0	0	0	0	0	0	.000
Apr 09	at FIU	pr	0	1	0	0	0	0	0	0	0	0	0	0	0	0	0	0	0	0	.000
Apr 10	at FIU	pr	0	0	0	0	0	0	0	0	0	0	0	0	0	0	0	0	0	0	.000
Apr 15	UTSA	pr	0	0	0	0	0	0	0	0	1	0	0	0	0	0	0	0	0	0	.000
Apr 16	UTSA	pr	0	0	0	0	0	0	0	0	0	0	0	0	0	0	0	0	0	0	.000
Totals		Ogs	4	5	0	0	0	0	0	1	1	0	0	1	0	0	2	0	5	1	.000

On base pct. .200 • Slugging pct. .000

CAREER STATS

Year	avg	gp-gs	ab	r	h	2b	3b	hr	rbi	tb	slg%	bb	hbp	so	gdp	ob%	sf	sh	sb-att	po	a	e	fld%
2016	.000	16-0	4	5	0	0	0	0	0	0	.000	1	0	2	0	.200	0	1	1-1	0	5	1	.833
TOTAL	.000	16-0	4	5	0	0	0	0	0	0	.000	1	0	2	0	.200	0	1	1-1	0	5	1	.833



#21 MORGAN MAGUIRE • Fr. • RHP • 6-2 • 205 • L/R • Rumson, N.J. • Rumson-Fair Haven Regional

PRIOR TO OLD DOMINION: Played at Rumson Fair-Haven High School and was selected as a two-time All-Shore Conference member and First Team All-State, along with a three-time All-Division selection ... Was named the 2014 A-Central Division Hitter of the year and 2015 A-Central Division Pitcher of the Year ... Asked to play in the Shore Conference All-Star game ... For his career, he registered 77 hits, five home runs and 53 RBI, while notching an ERA of 0.97 and a 12-4 record on the mound ... Played summer baseball for Coach Rob Maida and the 9ers Baseball Club out of N.J. with fellow teammate Will Morgan ... Also played basketball and helped the team win a conference championship and was a member of the All-Division team.

MISCELLANEOUS

2016 Season Highs

IP (S)	---
IP (R)	2.2 two times
K	4 vs UTSA
BB	1 four times
NP	33 at FIU
H Allowed (S)	---
H Allowed (R)	4 at Rice
HR Allowed	1 two times
Runs Allowed (S)	---
Runs Allowed (R)	4 at Rice
ER Allowed (S)	---
ER Allowed (R)	4 at Rice

2016 Breakdown

Opp. Avg.	.241
vs. Left	.286
vs. Right	.220
WHIP	1.06
K/IP	24/23.2

Career Highs

IP (S)	---
IP (R)	2.2 two times
K	4 vs UTSA (4.15.2016)
BB	1 four times
NP	33 at FIU (4.8.2016)
H Allowed (S)	---
H Allowed (R)	4 at Rice (3.27.16)
HR Allowed	1 two times
Runs Allowed (S)	---
Runs Allowed (R)	4 at Rice (3.27.16)
ER Allowed (S)	---
ER Allowed (R)	4 at Rice (3.27.16)

2016 GAME-BY-GAME STATS

**2016 ODU Baseball
Individual Game-by-Game for Old Dominion (as of Apr 20, 2016)**

#21 Morgan Maguire - 5 games (All games)

Date	Opponent	Pos	AB	R	H	RBI	2B	3B	HR	BB	SB	CS	HBP	SAC	SF	GDP	K	PO	A	E	Avg
Mar 05	RUTGERS-1	p	0	0	0	0	0	0	0	0	0	0	0	0	0	0	0	0	1	0	.000
Mar 11	at West Virginia	p	0	0	0	0	0	0	0	0	0	0	0	0	0	0	0	0	0	1	.000
Mar 12	at West Virginia-1	p	0	0	0	0	0	0	0	0	0	0	0	0	0	0	0	0	0	1	.000
Mar 27	at RICE	p	0	0	0	0	0	0	0	0	0	0	0	0	0	0	0	0	2	0	.000
Apr 08	at FIU	p	0	0	0	0	0	0	0	0	0	0	0	0	0	0	0	0	1	0	.000
Totals		Ogs	0	0	0	0	0	0	0	0	0	0	0	0	0	0	0	0	4	2	.000

On base pct. .000 • Slugging pct. .000

#21 Morgan Maguire - 18 appearances (All games)

Date	Opponent	GS	IP	H	R	ER	BB	SO	2B	3B	HR	WP	BK	HBP	IBB	Score	W-L	Sv	ERA	NP
Feb 21	vs Appalachian State		1.0	1	1	0	0	2	0	0	0	1	0	0	0	12-3	0-0	0	0.00	15
Feb 26	MANHATTAN		1.0	1	1	1	0	2	1	0	0	2	0	0	0	6-5	0-0	0	4.50	15
Feb 27	VIRGINIA TECH		2.2	3	3	3	0	0	0	0	1	0	0	1	0	1-22	0-0	0	7.71	29
Mar 05	RUTGERS-1		1.0	1	1	1	0	2	1	0	0	0	1	1	0	4-2	1-0	0	7.94	16
Mar 06	RUTGERS		0.1	0	1	1	1	0	0	0	0	0	0	0	0	2-5	1-0	0	9.00	8
Mar 09	at VCU		0.2	0	0	0	0	1	0	0	0	0	0	0	0	3-1	1-0	0	8.10	7
Mar 11	at West Virginia		1.2	2	0	0	0	3	0	0	0	0	0	1	0	3-4	1-0	0	6.48	25
Mar 12	at West Virginia-1		1.0	1	0	0	0	1	0	0	0	0	0	0	0	5-4	1-0	1	5.79	12
Mar 16	PRINCETON		1.0	1	0	0	0	1	0	0	0	0	0	0	0	10-4	1-0	1	5.23	15
Mar 18	WESTERN KENTUCK		1.0	1	0	0	0	1	0	0	0	0	0	0	0	8-3	1-0	1	4.76	18
Mar 18	WESTERN KENTUCK		1.0	0	0	0	0	1	0	0	0	0	0	0	0	4-2	1-0	1	4.38	11
Mar 23	VMI		1.0	0	0	0	0	1	0	0	0	0	0	0	0	6-5	1-0	1	4.05	6
Mar 27	at RICE		1.0	4	4	4	1	0	3	0	1	0	0	0	0	2-8	1-0	1	6.28	19
Mar 30	at Virginia		1.0	1	0	0	1	0	0	0	0	1	0	0	0	5-4	1-0	1	5.87	18
Apr 02	FLORIDA ATLANTIC		2.0	0	0	0	1	1	0	0	0	0	0	0	0	1-3	1-0	1	5.19	23
Apr 08	at FIU		2.2	2	0	0	0	2	1	0	0	0	0	0	0	12-11	2-0	1	4.50	33
Apr 15	UTSA		1.2	1	0	0	0	4	0	0	0	1	0	0	0	5-2	2-0	2	4.15	24
Apr 19	at VMI		2.0	2	0	0	0	2	0	0	0	1	0	0	0	6-8	2-0	2	3.80	21
Totals		0	23.2	21	11	10	4	24	6	0	2	6	1	3	0	95-96	2-0	2	3.80	-

CAREER STATS

Year	avg	gp-gs	ab	r	h	2b	3b	hr	rbi	tb	slg%	bb	hbp	so	gdp	ob%	sf	sh	sb-att	po	a	e	fld%
2016	.000	0-0	0	0	0	0	0	0	0	0	.000	0	0	0	0	.000	0	0	0-0	0	4	2	.667
TOTAL	.000	0-0	0	0	0	0	0	0	0	0	.000	0	0	0	0	.000	0	0	0-0	0	4	2	.667

Year	era	w-l	app	gs	cg	sho	sv	ip	h	r	er	bb	so	2b	3b	hr	bf	bavg	wp	hbp	bk	sfa	sha
2016	3.80	2-0	18	0	0	0/0	2	23.2	21	11	10	4	24	6	0	2	98	.241	6	3	1	1	2
TOTAL	3.80	2-0	18	0	0	0/0	2	23.2	21	11	10	4	24	6	0	2	98	.241	6	3	1	1	2



#22 NICK LUSTRINO • Rsr. • INF • 6-0 • 185 • L/R • Spring Lake, N.J. • Manasquan

PERSONAL: Son of Loujis and Cynthia Lustrino ... Has two sisters: Kayce and Lindsey ... Plans to major in biology ... Interested in the physical therapy field ... Favorite pro athlete: Dustin Pedroia ... Favorite pro team: Boston Red Sox.

2015: 34 starts in 38 games at second and third base ... 2 RBI in a game vs. Rutgers, at ECU and at Virginia ... Homered at ECU.

MISCELLANEOUS

2016 Season Highs

At Bats	6 vs Manhattan
Runs	2 three times
Hits	2 eight times
RBI	1 nine times
2B	1 two times
3B	---
HR	---
Walks	3 at West Virginia
SB	1 three times
Putouts	3 vs Virginia
Assists	4 three times

Career Highs

At Bats	6 vs Manhattan (2.26.2016)
Runs	2 five times
Hits	2 14 times
RBI	2 three times
2B	1 seven times
3B	---
HR	1 at ECU (3.4.2015)
Walks	3 at West Virginia (3.12.2016)
SB	1 four times
Putouts	3 four times
Assists	6 vs VMI (3.17.2015)

2016 GAME-BY-GAME STATS

**2016 ODU Baseball
Individual Game-by-Game for Old Dominion (as of Apr 20, 2016)**

#22 Nick Lustrino - 36 games (All games)

Date	Opponent	Pos	AB	R	H	RBI	2B	3B	HR	BB	SB	CS	HBP	SAC	SF	GDP	K	PO	A	E	Avg
Feb 19	vs NC State	*3b	4	0	2	1	1	0	0	1	0	0	0	0	0	0	0	2	3	0	.500
Feb 20	vs Kent State	*3b	4	0	1	0	0	0	0	0	0	1	0	0	0	0	0	2	3	0	.375
Feb 21	vs Appalachian State	*3b	3	0	0	0	0	0	0	1	0	0	0	0	0	0	0	1	2	0	.273
Feb 23	NORFOLK STATE	*3b	2	0	0	0	0	0	0	2	1	0	0	0	0	0	0	1	3	0	.231
Feb 26	MANHATTAN	*3b	6	1	2	1	0	0	0	0	0	0	0	0	0	0	0	1	1	1	.263
Feb 27	VIRGINIA TECH	*3b	3	0	0	0	0	0	0	0	0	0	0	0	0	0	0	0	2	0	.227
Feb 28	DELAWARE	*3b	4	1	1	0	0	0	0	1	0	0	0	0	1	0	1	1	1	0	.231
Mar 1	LIBERTY	*3b	3	0	0	0	0	0	0	1	0	0	0	0	0	0	1	0	0	0	.207
Mar 05	RUTGERS-1	*3b	3	1	1	1	1	0	0	1	0	0	0	0	0	0	1	1	1	0	.219
Mar 05	RUTGERS-2	*3b	4	1	2	1	0	0	0	0	0	0	1	0	0	0	0	0	1	1	.250
Mar 06	RUTGERS	*3b	2	0	1	0	0	0	0	0	0	0	0	0	0	0	0	1	1	0	.263
Mar 09	at VCU	*3b	4	0	2	0	0	0	0	0	0	0	0	0	0	0	0	1	1	0	.286
Mar 11	at West Virginia	*3b	4	0	1	1	0	0	0	0	0	0	0	0	0	0	0	0	2	1	.283
Mar 12	at West Virginia-1	*3b	3	1	2	0	0	0	0	1	0	0	0	1	0	0	1	0	4	0	.306
Mar 12	at West Virginia	*3b	3	1	0	1	0	0	0	3	0	0	0	0	0	0	0	0	1	1	.288
Mar 15	PRINCETON	*3b	3	0	0	1	0	0	0	1	0	1	0	0	0	0	0	0	1	1	.273
Mar 16	PRINCETON	*3b	2	1	0	0	0	0	0	2	0	0	1	0	0	1	0	0	1	0	.263
Mar 18	WESTERN KENTUCK	*3b	4	2	1	0	0	0	0	0	0	0	0	0	0	1	0	1	4	0	.262
Mar 18	WESTERN KENTUCK	*3b	4	0	0	0	0	0	0	0	0	0	0	0	0	0	0	0	0	0	.246
Mar 19	WESTERN KENTUCK	*3b	4	2	1	1	0	0	0	1	0	0	0	0	0	0	1	0	3	1	.246
Mar 22	VMI	*3b	4	0	2	0	0	0	0	1	1	0	0	0	0	0	0	1	0	0	.260
Mar 23	VMI	*3b	3	1	1	0	0	0	0	0	0	0	0	1	0	0	0	0	0	0	.263
Mar 25	at RICE	*3b	2	0	0	0	0	0	0	1	0	0	0	0	0	0	0	1	2	0	.256
Mar 26	at RICE	*3b	3	0	0	1	0	0	0	1	0	0	0	0	0	0	1	1	2	0	.247
Mar 27	at RICE	*3b	4	1	1	0	0	0	0	0	0	0	0	0	0	0	0	1	2	0	.247
Mar 30	at Virginia	*3b	3	2	1	0	0	0	0	0	0	0	1	0	0	0	0	3	1	0	.250
Apr 1	FLORIDA ATLANTIC	*3b	5	0	2	0	0	0	0	0	0	0	0	0	0	0	0	1	0	0	.258
Apr 02	FLORIDA ATLANTIC	*3b	3	0	0	0	0	0	0	0	0	0	0	0	0	0	0	0	1	0	.250
Apr 03	FLORIDA ATLANTIC	*3b	1	0	0	0	0	0	0	0	0	0	0	0	0	0	0	0	2	0	.247
Apr 06	WILLIAM & MARY	*3b	4	1	1	0	0	0	0	0	0	0	0	0	0	0	0	0	1	0	.248
Apr 08	at FIU	*3b	4	0	0	0	0	0	0	0	0	0	1	1	0	0	1	1	4	0	.238
Apr 09	at FIU	*3b	3	0	1	0	0	0	0	0	0	0	0	1	0	0	0	0	2	0	.241
Apr 10	at FIU	*3b	4	0	0	0	0	0	0	1	0	0	0	0	0	0	0	1	0	0	.232
Apr 15	UTSA	*3b	3	0	2	0	0	0	0	1	0	0	0	0	0	0	0	0	0	0	.243
Apr 16	UTSA	*3b	3	0	0	0	0	0	0	0	0	0	0	0	0	0	0	1	6	0	.237
Apr 17	UTSA	*3b	3	0	0	0	0	0	0	1	0	0	0	0	0	0	0	0	3	0	.231
Totals			34gs	121	16	28	9	2	0	20	3	2	4	4	0	3	8	20	59	6	.231

On base pct. .359 • Slugging pct. .248

CAREER STATS

Year	avg	gp-gs	ab	r	h	2b	3b	hr	rbi	tb	slg%	bb	hbp	so	gdp	ob%	sf	sh	sb-att	po	a	e	fld%
2015	.228	38-24	92	12	21	5	0	1	12	29	.315	15	3	12	1	.355	0	5	1-1	20	56	4	.950
2016	.231	36-34	121	16	28	2	0	0	9	30	.248	20	4	8	3	.359	0	4	3-5	20	59	6	.929
TOTAL	.230	74-58	213	28	49	7	0	1	21	59	.277	35	7	20	4	.357	0	9	4-6	40	115	10	.939



#23 CORY ALEXANDER II • Fr. • OF • 6-0 • 170 • R/R • Goochland, Va. • Goochland

PRIOR TO OLD DOMINION: Played on the Goochland High School baseball team where he was a member of the varsity squad all four years ... Set the stolen base record with 35 ... Named First Team All-State, First Team All-District, First Team All-Region and First Team All-Conference as a junior ... Repeated as First Team All-District and State as a senior ... Helped lead the team to the James River District Championship three times (2013, 2014, 2015) and the Quad Rivers Conference-34 Championship in 2015.

MISCELLANEOUS

2016 Season Highs

At Bats	1 vs Virginia Tech
Runs	1 five times
Hits	---
RBI	---
2B	---
3B	---
HR	---
Walks	---
SB	---
Putouts	---
Assists	---

Career Highs

At Bats	1 vs Va. Tech (2.27.2016)
Runs	1 five times
Hits	---
RBI	---
2B	---
3B	---
HR	---
Walks	---
SB	---
Putouts	---
Assists	---

2016 GAME-BY-GAME STATS

**2016 ODU Baseball
Individual Game-by-Game for Old Dominion (as of Apr 20, 2016)**

#23 Cory Alexander - 8 games (All games)

Date	Opponent	Pos	AB	R	H	RBI	2B	3B	HR	BB	SB	CS	HBP	SAC	SF	GDP	K	PO	A	E	Avg	
Feb 20	vs Kent State	pr	0	0	0	0	0	0	0	0	0	0	0	0	0	0	0	0	0	0	0	.000
Feb 21	vs Appalachian State	pr	0	0	0	0	0	0	0	0	0	0	0	0	0	0	0	0	0	0	0	.000
Feb 26	MANHATTAN	pr	0	1	0	0	0	0	0	0	0	0	0	0	0	0	0	0	0	0	0	.000
Feb 27	VIRGINIA TECH	of	1	0	0	0	0	0	0	0	0	0	0	0	0	0	0	1	0	0	0	.000
Mar 1	LIBERTY	pr/dh	0	1	0	0	0	0	0	0	0	0	0	0	0	0	0	0	0	0	0	.000
Mar 05	RUTGERS-1	pr	0	1	0	0	0	0	0	0	0	0	0	0	0	0	0	0	0	0	0	.000
Apr 1	FLORIDA ATLANTIC	pr	0	1	0	0	0	0	0	0	0	0	0	0	0	0	0	0	0	0	0	.000
Apr 10	at FIU	pr	0	1	0	0	0	0	0	0	0	0	0	0	0	0	0	0	0	0	0	.000
Totals		Ogs	1	5	0	0	0	0	0	0	0	0	0	0	0	0	0	1	0	0	0	.000

On base pct. .000 • Slugging pct. .000

CAREER STATS

Year	avg	gp-gs	ab	r	h	2b	3b	hr	rbi	tb	slg%	bb	hbp	so	gdp	ob%	sf	sh	sb-att	po	a	e	fld%
2016	.000	8-0	1	5	0	0	0	0	0	0	.000	0	0	1	0	.000	0	0	0-0	0	0	0	.000
TOTAL	.000	8-0	1	5	0	0	0	0	0	0	.000	0	0	1	0	.000	0	0	0-0	0	0	0	.000



#24 BRETT SMITH • Fr. • RHP • 6-4 • 195 • R/R • Chesapeake, Va. • Grassfield

PRIOR TO OLD DOMINION: Brett was varsity starter in both baseball and football since the 10th grade ... On the baseball diamond, he was the Conference Co-Player of the Year and a First Team All-Conference pitching selection as a senior ... Also earned Allstate/VHSL Male Athlete of the Year, Meyers Award Region Athlete of the Year and Second Team All-Region pitching honors ... He was also selected to play in the Virginia East-West All-Star game and was Second Team All-Conference on the mound in 2014 ... On the football field, was a two-year captain and amassed 27 career touchdowns ... Was a First Team All-South Region punter in 2013, along with First Team All-Conference in 2013 and 2014 ... Member of the National Honor Society and FBLA in high school.

MISCELLANEOUS

2016 Season Highs

IP (S)	5.0 vs WKU
IP (R)	2.0 three times
K	4 vs NC State
BB	4 vs Florida Atlantic
NP	79 vs Florida Atlantic
H Allowed (S)	5 two times
H Allowed (R)	3 vs Manhattan
HR Allowed	1 two times
Runs Allowed (S)	4 vs Florida Atlantic
Runs Allowed (R)	2 two times
ER Allowed (S)	4 vs Florida Atlantic
ER Allowed (R)	2 two times

2016 Breakdown

Opp. Avg.	.305
vs. Left	.317
vs. Right	.297
WHIP	1.45
K/IP	16/29.2

Career Highs

IP (S)	5.0 vs WKU (3.19.16)
IP (R)	2.0 three times
K	4 vs NC State (2.19.16)
BB	4 vs FAU (4.3.2016)
NP	79 vs FAU (4.3.2016)
H Allowed (S)	5 two times
H Allowed (R)	3 vs Manhattan (2.26.16)
HR Allowed	1 vs WKU (3.19.16)
Runs Allowed (S)	4 vs FAU (4.3.2016)
Runs Allowed (R)	2 two times
ER Allowed (S)	4 vs FAU (4.3.2016)
ER Allowed (R)	2 two times

2016 GAME-BY-GAME STATS

**2016 ODU Baseball
Individual Game-by-Game for Old Dominion (as of Apr 20, 2016)**

#24 Brett Smith - 5 games (All games)

Date	Opponent	Pos	AB	R	H	RBI	2B	3B	HR	BB	SB	CS	HBP	SAC	SF	GDP	K	PO	A	E	Avg
Feb 26	MANHATTAN	p	0	0	0	0	0	0	0	0	0	0	0	0	0	0	0	0	1	0	.000
Mar 1	LIBERTY	p	0	0	0	0	0	0	0	0	0	0	0	0	0	0	0	0	1	0	.000
Mar 09	at VCU	*p	0	0	0	0	0	0	0	0	0	0	0	0	0	0	0	1	2	0	.000
Mar 15	PRINCETON	*p	0	0	0	0	0	0	0	0	0	0	0	0	0	0	0	1	0	0	.000
Apr 17	UTSA	p	0	0	0	0	0	0	0	0	0	0	0	0	0	0	0	0	1	0	.000
Totals		2gs	0	0	0	0	0	0	0	0	0	0	0	0	0	0	0	2	5	0	.000

On base pct. .000 • Slugging pct. .000

#24 Brett Smith - 15 appearances (All games)

Date	Opponent	GS	IP	H	R	ER	BB	SO	2B	3B	HR	WP	BK	HBP	IBB	Score	W-L	Sv	ERA	NP
Feb 19	vs NC State		2.0	1	0	0	1	4	0	0	0	0	0	0	0	5-0	0-0	0	0.00	38
Feb 26	MANHATTAN		1.1	3	2	2	0	0	1	0	0	0	0	0	0	6-5	0-0	0	5.40	30
Feb 28	DELAWARE		1.0	1	0	0	0	1	0	0	0	0	1	0	0	10-4	0-0	0	4.15	15
Mar 1	LIBERTY		2.0	2	1	0	0	2	0	0	0	0	0	0	0	7-6	0-0	0	2.84	16
Mar 09	at VCU	*	4.2	4	0	0	1	3	1	0	0	0	0	0	0	3-1	1-0	0	1.64	54
Mar 15	PRINCETON	*	2.0	2	1	1	1	1	0	0	0	0	0	0	0	7-6	1-0	0	2.08	40
Mar 19	WESTERN KENTUCK	*	5.0	5	3	3	1	2	0	0	1	0	0	0	0	12-8	1-0	0	3.00	66
Mar 23	VMI		1.0	1	0	0	1	1	0	0	0	0	0	0	0	6-5	1-0	0	2.84	17
Mar 26	at RICE		2.0	1	0	0	0	0	0	0	0	0	0	0	0	2-6	1-0	0	2.57	29
Mar 30	at Virginia		1.0	1	0	0	0	0	0	0	0	0	0	0	0	5-4	1-0	1	2.45	23
Apr 03	FLORIDA ATLANTIC	*	3.2	5	4	4	4	2	1	1	1	0	0	0	0	0-11	1-1	1	3.51	79
Apr 08	at FIU		1.0	0	0	0	0	0	0	0	0	0	0	0	0	12-11	1-1	2	3.38	11
Apr 10	at FIU		0.1	2	0	0	0	0	0	0	0	0	0	0	0	11-1	1-1	2	3.33	15
Apr 17	UTSA		1.2	2	1	1	0	0	0	0	0	0	1	0	0	2-7	1-1	2	3.45	31
Apr 19	at VMI		1.0	2	2	2	2	0	0	0	0	0	0	0	0	6-8	1-2	2	3.94	19
Totals		4	29.2	32	14	13	11	16	3	1	2	0	1	1	0	94-83	1-2	2	3.94	-

CAREER STATS

Year	avg	gp-gs	ab	r	h	2b	3b	hr	rbi	tb	slg%	bb	hbp	so	gdp	ob%	sf	sh	sb-att	po	a	e	fld%
2016	.000	0-0	0	0	0	0	0	0	0	0	.000	0	0	0	0	.000	0	0	0-0	2	5	0	1.000
TOTAL	.000	0-0	0	0	0	0	0	0	0	0	.000	0	0	0	0	.000	0	0	0-0	2	5	0	1.000

Year	era	w-l	app	gs	cg	sho	sv	ip	h	r	er	bb	so	2b	3b	hr	bf	bavg	wp	hbp	bk	sfa	sha
2016	3.94	1-2	15	4	0	0/1	2	29.2	32	14	13	11	16	3	1	2	128	.305	0	1	1	3	7
TOTAL	3.94	1-2	15	4	0	0/1	2	29.2	32	14	13	11	16	3	1	2	128	.305	0	1	1	3	7



#25 SETH WOODARD • Fr. • INF • 6-2 • 220 • R/R • Newport News, Va. • Woodside

PRIOR TO OLD DOMINION: Woodard started for the Woodside baseball team since his freshman year ... Named the Freshman of the Year in 2012 ... He batted .441 with two home runs as a junior and was selected First Team All-Conference (Monitor-Merrimac) and a Second Team All-Eastern Region pick ... As a senior he was named a First Team All-Conference selection for the second time ... Helped lead the team to a District and Conference Championship and a Regional Runner-Up finish ... For his career, he recorded a .408 batting average, nine home runs, 195 RBI and 113 hits ... Also swam at Woodside and was an conference and regional place-winner ... Named the school's Freshman Athlete of the Year, Comeback Player of the Year (sophomore) and the Senior Athlete of the Year.

MISCELLANEOUS

2016 Season Highs

At Bats	4 three times
Runs	2 at VMI
Hits	3 at VMI
RBI	3 at VMI
2B	1 at Virginia
3B	1 at Florida Atlantic
HR	2 at VMI
Walks	---
SB	1 vs Virginia Tech
Putouts	6 vs Liberty
Assists	2 vs Rutgers

Career Highs

At Bats	4 three times
Runs	2 at VMI (4.19.2016)
Hits	3 at VMI (4.19.2016)
RBI	3 at VMI (4.19.2016)
2B	1 at Virginia (3.30.2016)
3B	1 vs FAU (4.1.2016)
HR	2 at VMI (4.19.2016)
Walks	---
SB	1 vs Va. Tech (2.27.2016)
Putouts	6 vs Liberty (3.1.2016)
Assists	2 vs Rutgers (3.6.2016)

2016 GAME-BY-GAME STATS

2016 ODU Baseball
Individual Game-by-Game for Old Dominion (as of Apr 20, 2016)

#25 Seth Woodard - 12 games (All games)

Date	Opponent	Pos	AB	R	H	RBI	2B	3B	HR	BB	SB	CS	HBP	SAC	SF	GDP	K	PO	A	E	Avg
Feb 19	vs NC State	ph/dh	1	0	0	0	0	0	0	0	0	0	0	0	0	0	1	0	0	0	.000
Feb 21	vs Appalachian State	3b	1	1	0	0	0	0	0	0	0	0	0	0	0	0	0	0	1	0	.000
Feb 27	VIRGINIA TECH	*dh	4	0	0	0	0	0	0	0	1	0	0	0	0	0	0	0	0	0	.000
Mar 1	LIBERTY	*1b	2	0	0	0	0	0	0	0	0	0	0	0	0	0	0	6	0	0	.000
Mar 06	RUTGERS	*3b	2	0	0	0	0	0	0	0	0	0	0	0	0	0	1	0	2	0	.000
Mar 12	at West Virginia-1	*1b	1	1	0	0	0	0	0	0	0	0	1	0	0	0	1	4	0	0	.000
Mar 30	at Virginia	*dh	4	0	1	1	1	0	0	0	0	0	0	0	0	0	0	0	0	0	.067
Apr 1	FLORIDA ATLANTIC	*dh	3	1	1	1	1	0	1	0	0	0	0	2	0	0	1	0	0	0	.111
Apr 02	FLORIDA ATLANTIC	*dh	2	0	0	0	0	0	0	0	0	0	0	0	0	0	1	0	0	0	.100
Apr 03	FLORIDA ATLANTIC	*3b	2	0	0	0	0	0	0	0	0	0	0	0	0	0	2	0	1	0	.091
Apr 06	WILLIAM & MARY	ph/dh	1	0	0	0	0	0	0	0	0	0	0	0	0	0	1	0	0	0	.087
Apr 19	at VMI	*3b	4	2	3	3	0	0	2	0	0	0	0	0	0	0	0	1	1	0	.185
Totals		9gs	27	5	5	5	1	1	2	0	1	0	3	0	0	0	8	11	5	0	.185

On base pct. .267 • Slugging pct. .519

CAREER STATS

Year	avg	gp-gs	ab	r	h	2b	3b	hr	rbi	tb	slg%	bb	hbp	so	gdp	ob%	sf	sh	sb-att	po	a	e	fld%
2016	.185	12-9	27	5	5	1	1	2	5	14	.519	0	3	8	0	.267	0	0	1-1	11	5	0	1.000
TOTAL	.185	12-9	27	5	5	1	1	2	5	14	.519	0	3	8	0	.267	0	0	1-1	11	5	0	1.000



#26 CHRIS LIVERS • Sr. • C • 5-9 • 180 • R/R • Virginia Beach, Va. • First Colonial

PERSONAL: Chris Livers is the son of Bud and Charlotte Livers ... Has two brothers Trey and Ethan ... Majoring in civil engineering technology ... Favorite Sports Personality: Josh Hamilton ... Favorite Food: Steak ... Favorite Movie: "Sandlot" ... Favorite Book Read: "The Things They Carried" by Tim O'Brien.

2015: RBI in a game vs. Charlotte.

MISCELLANEOUS

2016 Season Highs

At Bats	5 at West Virginia
Runs	1 four times
Hits	1 12 times
RBI	1 five times
2B	1 three times
3B	---
HR	---
Walks	1 two times
SB	1 at FIU
Putouts	10 two times
Assists	1 two times

Career Highs

At Bats	5 two times
Runs	1 eight times
Hits	2 vs LA Tech (3.22.2014)
RBI	3 vs FAU (5.3.2014)
2B	1 four times
3B	---
HR	---
Walks	1 five times
SB	1 at FIU (4.9.2016)
Putouts	10 three times
Assists	3 at ECU (4.21.2014)

2016 GAME-BY-GAME STATS

**2016 ODU Baseball
Individual Game-by-Game for Old Dominion (as of Apr 20, 2016)**

#26 Chris Livers - 20 games (All games)

Date	Opponent	Pos	AB	R	H	RBI	2B	3B	HR	BB	SB	CS	HBP	SAC	SF	GDP	K	PO	A	E	Avg
Feb 21	vs Appalachian State	c	1	0	0	0	0	0	0	0	0	0	0	0	0	0	1	4	0	0	.000
Feb 26	MANHATTAN	ph	1	0	1	0	0	0	0	0	0	0	0	0	0	0	0	0	0	0	.500
Feb 27	VIRGINIA TECH	c	2	1	1	0	0	0	0	0	0	0	0	0	0	0	0	4	0	0	.500
Mar 05	RUTGERS-1	*dh	3	0	1	0	0	0	0	0	0	0	0	0	0	0	0	0	0	0	.429
Mar 12	at West Virginia	*c	5	0	0	0	0	0	0	1	0	0	0	0	0	0	2	10	1	0	.250
Mar 15	PRINCETON	ph	1	0	1	1	0	0	0	0	0	0	0	0	0	0	0	0	0	0	.308
Mar 16	PRINCETON	*c	4	0	1	1	1	0	0	1	0	0	0	0	0	0	0	10	0	0	.294
Mar 18	WESTERN KENTUCK	*c	4	0	1	0	0	0	0	0	0	0	0	0	0	0	0	9	1	0	.286
Mar 19	WESTERN KENTUCK	*dh	4	0	0	0	0	0	0	0	0	0	0	0	0	0	0	0	0	0	.240
Mar 22	VMI	dh/ph	1	0	0	1	0	0	0	0	0	0	0	0	1	0	1	0	0	0	.231
Mar 23	VMI	c	1	0	1	0	0	0	0	0	0	0	0	0	0	0	0	1	0	0	.259
Mar 26	at RICE	*dh	3	1	1	0	0	0	0	0	0	0	0	0	0	0	1	0	0	0	.267
Mar 30	at Virginia	ph/c	1	1	1	0	1	0	0	0	0	0	0	1	0	0	0	0	1	0	.290
Apr 02	FLORIDA ATLANTIC	ph/c	1	0	0	0	0	0	0	0	0	0	0	0	0	0	0	1	0	0	.281
Apr 06	WILLIAM & MARY	*c	2	0	0	1	0	0	0	1	0	0	0	0	0	0	0	6	1	0	.265
Apr 08	at FIU	c	0	0	0	0	0	0	0	0	0	0	0	0	0	0	0	1	0	0	.265
Apr 09	at FIU	*c	4	1	1	0	0	0	0	0	1	0	0	0	0	0	0	6	0	0	.263
Apr 15	UTSA	*c	4	0	0	1	0	0	0	0	0	0	0	0	0	0	1	14	0	0	.238
Apr 16	UTSA	ph	1	0	1	0	1	0	0	0	0	0	0	0	0	0	0	0	0	0	.256
Apr 17	UTSA	ph/c	2	0	1	0	0	0	0	0	0	0	0	0	0	0	0	2	1	0	.267
Totals		9gs	45	4	12	5	3	0	0	3	1	0	0	1	1	0	6	68	5	0	.267

On base pct. .306 • Slugging pct. .333

CAREER STATS

Year	avg	gp-gs	ab	r	h	2b	3b	hr	rbi	tb	slg%	bb	hbp	so	gdp	ob%	sf	sh	sb-att	po	a	e	fld%
2013	.375	4-1	8	2	3	0	0	0	2	3	.375	1	0	0	0	.444	0	0	0-0	16	2	1	.947
2014	.259	12-7	27	3	7	1	0	0	5	8	.296	3	1	5	1	.355	0	1	0-1	57	10	0	1.000
2015	.000	6-0	2	0	0	0	0	0	1	0	.000	0	0	0	0	.000	1	0	0-0	5	1	0	1.000
2016	.267	20-9	45	4	12	3	0	0	5	15	.333	3	0	6	0	.306	1	1	1-1	68	5	0	1.000
TOTAL	.268	42-17	82	9	22	4	0	0	13	26	.317	7	1	11	1	.326	2	2	1-2	146	18	1	.994



#28 JAKE JOSEPHS • R.Jr. • LHP • 5-11 • 190 • L/L • Fairfax Station, Va. • South County

PERSONAL: Jake is the son of Chris and Lynn Josephs ... Has one sister, Isabel ... Majoring in accounting ... Interested in being a CPA ... 3.77 GPA and honor society in high school ... Favorite Sports Personality: Jerry Rice ... Favorite Foods: Cheeseburger and steak ... Favorite Movie: "The Town" ... Person in history would most like to meet: Ted Williams ... Dream vacation: Paris.

2015: Pitched the last 11.1 innings without allowing a run, including four innings in a start at UAB which clinched a spot in the C-USA tournament for ODU ... Fanned 3 vs. W&M and LA Tech.

MISCELLANEOUS

2016 Season Highs

IP (S)	5.0 vs Kent State
IP (R)	2.1 at West Virginia
K	4 at VMI
BB	2 vs Virginia Tech
NP	69 vs Kent State
H Allowed (S)	4 two times
H Allowed (R)	3 vs Virginia Tech
HR Allowed	1 three times
Runs Allowed (S)	4 vs Virginia Tech
Runs Allowed (R)	2 vs Florida Atlantic
ER Allowed (S)	4 vs Virginia Tech
ER Allowed (R)	2 vs Florida Atlantic

2016 Breakdown

Opp. Avg.	.264
vs. Left	.286
vs. Right	.254
WHIP	1.27
K/IP	13/27.2

Career Highs

IP (S)	5.0 three times
IP (R)	5.0 vs LA Tech (5.9.2015)
K	4 vs Char. So. (3.26.2013)
BB	2 eight times
NP	72 vs LA Tech (5.9.2015)
H Allowed (S)	10 at Campbell (4.3.2015)
H Allowed (R)	5 at FAU (4.26.2015)
HR Allowed	1 four times
Runs Allowed (S)	6 at Campbell (4.3.2015)
Runs Allowed (R)	4 at FAU (4.26.2015)
ER Allowed (S)	6 at Campbell (4.3.2015)
ER Allowed (R)	4 at FAU (4.26.2015)

2016 GAME-BY-GAME STATS

**2016 ODU Baseball
Individual Game-by-Game for Old Dominion (as of Apr 20, 2016)**

#28 Jake Josephs - 6 games (All games)

Date	Opponent	Pos	AB	R	H	RBI	2B	3B	HR	BB	SB	CS	HBP	SAC	SF	GDP	K	PO	A	E	Avg	
Feb 20	vs Kent State	*p	0	0	0	0	0	0	0	0	0	0	0	0	0	0	0	0	0	0	0	.000
Feb 27	VIRGINIA TECH	*p	0	0	0	0	0	0	0	0	0	0	0	0	0	0	0	1	0	0	0	.000
Mar 18	WESTERN KENTUCK	p	0	0	0	0	0	0	0	0	0	0	0	0	0	0	0	0	1	0	0	.000
Mar 19	WESTERN KENTUCK	p	0	0	0	0	0	0	0	0	0	0	0	0	0	0	0	0	1	0	0	.000
Apr 06	WILLIAM & MARY	*p	0	0	0	0	0	0	0	0	0	0	0	0	0	0	0	0	1	0	0	.000
Apr 19	at VMI	*p	0	0	0	0	0	0	0	0	0	0	0	0	0	0	0	0	0	1	0	.000
Totals		3gs	0	0	0	0	0	0	0	0	0	0	0	0	0	0	0	3	3	0	0	.000

On base pct. .000 • Slugging pct. .000

#28 Jake Josephs - 17 appearances (All games)

Date	Opponent	GS	IP	H	R	ER	BB	SO	2B	3B	HR	WP	BK	HBP	IBB	Score	W-L	Sv	ERA	NP
Feb 20	vs Kent State	*	5.0	4	0	0	0	1	0	0	0	0	0	1	0	2-0	1-0	0	0.00	69
Feb 27	VIRGINIA TECH	*	3.0	3	4	4	2	1	1	0	0	0	0	0	0	1-22	1-1	0	4.50	39
Mar 05	RUTGERS-2	*	2.0	2	1	1	1	1	0	0	1	0	0	0	0	7-4	1-1	0	4.50	29
Mar 12	at West Virginia		2.1	4	1	1	0	2	0	1	0	0	0	0	0	5-6	1-1	0	4.38	37
Mar 16	PRINCETON		1.0	0	0	0	0	1	0	0	0	0	0	0	0	10-4	1-1	0	4.05	9
Mar 18	WESTERN KENTUCK		1.0	0	0	0	0	0	0	0	0	0	0	0	0	8-3	1-1	0	3.77	11
Mar 18	WESTERN KENTUCK		1.0	0	0	0	0	1	0	0	0	0	0	0	0	4-2	1-1	0	3.52	10
Mar 19	WESTERN KENTUCK		1.1	2	0	0	0	0	0	0	0	0	0	0	0	12-8	2-1	0	3.24	17
Mar 23	VMI		1.0	2	1	1	0	1	1	0	0	0	0	0	0	6-5	2-1	0	3.57	22
Mar 25	at RICE		0.2	1	0	0	1	0	0	0	0	0	0	0	0	1-3	2-1	0	3.44	14
Mar 27	at RICE		1.0	0	0	0	0	0	0	0	0	0	0	0	0	2-8	2-1	0	3.26	12
Mar 30	at Virginia		1.0	0	0	0	1	0	0	0	0	0	0	0	0	5-4	2-1	0	3.10	10
Apr 1	FLORIDA ATLANTIC		1.0	3	2	2	0	0	0	0	1	0	0	0	0	7-10	2-1	0	3.80	18
Apr 06	WILLIAM & MARY		2.0	1	1	1	1	0	1	0	0	0	0	0	0	7-1	2-1	0	3.86	25
Apr 08	at FIU		1.0	1	0	0	0	1	0	0	0	0	0	0	0	12-11	2-1	0	3.70	16
Apr 15	UTSA		0.1	1	1	1	1	0	0	1	0	0	0	0	0	5-2	2-1	0	4.01	15
Apr 19	at VMI	*	3.0	4	1	1	0	4	1	0	1	0	0	0	0	6-8	2-1	0	3.90	49
Totals		4	27.2	28	12	12	7	13	4	2	3	0	0	1	0	100-101	2-1	0	3.90	-

CAREER STATS

Year	avg	gp-gs	ab	r	h	2b	3b	hr	rbi	tb	slg%	bb	hbp	so	gdp	ob%	sf	sh	sb-att	po	a	e	fld%
2013	.000	0-0	0	0	0	0	0	0	0	0	.000	0	0	0	0	.000	0	0	0-0	0	6	2	.750
2015	.000	0-0	0	0	0	0	0	0	0	0	.000	0	0	0	0	.000	0	0	0-0	1	5	1	.857
2016	.000	0-0	0	0	0	0	0	0	0	0	.000	0	0	0	0	.000	0	0	0-0	3	3	0	1.000
TOTAL	.000	0-0	0	0	0	0	0	0	0	0	.000	0	0	0	0	.000	0	0	0-0	4	14	3	.857

Year	era	w-l	app	gs	cg	sho	sv	ip	h	r	er	bb	so	2b	3b	hr	bf	bavg	wp	hbp	bk	sfa	sha
2013	4.76	4-4	26	7	0	0/1	2	51.0	59	32	27	9	32	13	2	1	220	.296	3	3	0	4	5
2015	3.89	3-1	24	2	0	0/3	1	41.2	40	24	18	20	29	6	0	2	192	.255	5	5	1	2	8
2016	3.90	2-1	17	4	0	0/1	0	27.2	28	12	12	7	13	4	2	3	117	.264	0	1	0	3	0
TOTAL	4.26	9-6	67	13	0	0/5	3	120.1	127	68	57	36	74	23	4	6	529	.275	8	9	1	9	13



#31 NATE MATHESON • So. • LHP • 6-3 • 225 • L/L • Hampton, Va. • Kecoughtan

PERSONAL: Son of Mike Matheson and Christi Wallace ... Has one brother, Michael and one sister, Brittney ... Majoring in criminal justice ... Interested in law enforcement ... Graduated high school with honors ... DECA club member ... Favorite pro athlete: Clayton Kershaw ... Favorite pro team: Boston Red Sox ... Favorite food: Ham and cheese sub ... Dream travel Spot: Australia.

2015: 11 appearances with five starts ... Picked up wins vs. UAB and VMI ... Fanned five in four innings vs. Liberty.

MISCELLANEOUS

2016 Season Highs

IP (S)	---
IP (R)	1.0 vs VMI
K	2 three times
BB	3 vs Princeton
NP	24 vs Rutgers
H Allowed (S)	---
H Allowed (R)	2 two times
HR Allowed	---
Runs Allowed (S)	---
Runs Allowed (R)	4 vs Princeton
ER Allowed (S)	---
ER Allowed (R)	4 vs Princeton

2016 Breakdown

Opp. Avg.	.389
vs. Left	.800
vs. Right	.231
WHIP	4.36
K/IP	5/3.2

Career Highs

IP (S)	4.0 three times
IP (R)	2.2 vs Rutgers (3.1.2015)
K	5 at Liberty (3.31.2015)
BB	4 two times
NP	82 vs VMI (3.18.2015)
H Allowed (S)	8 at Liberty (3.31.2015)
H Allowed (R)	4 vs Rutgers (3.1.2015)
HR Allowed	2 at Liberty (3.31.2015)
Runs Allowed (S)	7 at Liberty (3.31.2015)
Runs Allowed (R)	4 vs Princeton (3.16.2016)
ER Allowed (S)	7 at Liberty (3.31.2015)
ER Allowed (R)	4 vs Princeton (3.16.2016)

2016 GAME-BY-GAME STATS

**2016 ODU Baseball
Individual Game-by-Game for Old Dominion (as of Apr 20, 2016)**

#31 Nate Matheson - 1 game (All games)

Date	Opponent	Pos	AB	R	H	RBI	2B	3B	HR	BB	SB	CS	HBP	SAC	SF	GDP	K	PO	A	E	Avg
Feb 23	NORFOLK STATE	p	0	0	0	0	0	0	0	0	0	0	0	0	0	0	0	0	0	1	.000
Totals		0gs	0	0	0	0	0	0	0	0	0	0	0	0	0	0	0	0	0	1	.000

On base pct. .000 • Slugging pct. .000

#31 Nate Matheson - 8 appearances (All games)

Date	Opponent	GS	IP	H	R	ER	BB	SO	2B	3B	HR	WP	BK	HBP	IBB	Score	W-L	Sv	ERA	NP
Feb 20	vs Kent State		0.1	0	0	0	0	1	0	0	0	0	0	0	0	2-0	0-0	1	0.00	3
Feb 23	NORFOLK STATE		0.2	0	0	0	1	2	0	0	0	0	0	0	0	5-3	0-0	1	0.00	17
Feb 26	MANHATTAN		0.2	1	0	0	0	0	0	0	0	1	0	0	0	6-5	0-0	1	0.00	8
Mar 1	LIBERTY		0.0	1	1	1	1	0	1	0	0	0	0	1	0	7-6	0-0	1	5.40	11
Mar 06	RUTGERS		0.2	2	1	1	2	0	0	0	0	0	0	0	0	2-5	0-0	1	7.71	24
Mar 12	at West Virginia		0.1	0	0	0	1	0	0	0	0	0	1	0	0	5-6	0-0	1	6.75	13
Mar 16	PRINCETON		0.0	2	4	4	3	0	0	0	0	0	0	0	0	10-4	0-0	1	20.25	20
Mar 22	VMI		1.0	1	1	1	1	2	0	0	0	1	0	0	0	8-2	0-0	1	17.18	19
Totals		0	3.2	7	7	7	9	5	1	0	0	2	1	1	0	45-31	0-0	1	17.18	-

CAREER STATS

Year	avg	gp-gs	ab	r	h	2b	3b	hr	rbi	tb	slg%	bb	hbp	so	gdp	ob%	sf	sh	sb-att	po	a	e	fld%
2015	.000	0-0	0	0	0	0	0	0	0	0	.000	0	0	0	0	.000	0	0	0-0	1	4	0	1.000
2016	.000	0-0	0	0	0	0	0	0	0	0	.000	0	0	0	0	.000	0	0	0-0	0	0	1	.000
TOTAL	.000	0-0	0	0	0	0	0	0	0	0	.000	0	0	0	0	.000	0	0	0-0	1	4	1	.833

Year	era	w-l	app	gs	cg	sho	sv	ip	h	r	er	bb	so	2b	3b	hr	bf	bavg	wp	hbp	bk	sfa	sha
2015	6.28	2-3	11	5	0	0/1	0	28.2	37	22	20	18	17	6	0	4	143	.316	1	4	1	2	2
2016	17.18	0-0	8	0	0	0/1	1	3.2	7	7	7	9	5	1	0	0	28	.389	2	1	1	0	0
TOTAL	7.52	2-3	19	5	0	0/2	1	32.1	44	29	27	27	22	7	0	4	171	.326	3	5	2	2	2



#32 VICTOR DIAZ • Rsr. • RHP • 6-0 • 195 • R/R • Perth Amboy, N.J. • St. Joseph's

PERSONAL: Victor Diaz Jr. is the son of Victor and Santia Diaz ... Has two sisters, Arlin, and Rosy ... Graduated with a sport management degree in spring of 2015 and is currently taking classes in the Health and Physical Education field ... Selected to the SEC Academic Honor Roll while at Mississippi State ... FCSAA Scholar Athlete selection ... Favorite Food: Chicken Parm ... Favorite Movie: "For the Love of the Game ... Favorite Book Read: "Quiet Strength" by Tony Dungy ... Dream Vacation: Australia.

2015: Four strikeouts vs. Canisius ... Six appearances and one start.

MISCELLANEOUS

2016 Season Highs

IP (S)	6.2 vs Florida Atlantic
IP (R)	3.0 vs App State
K	6 vs Princeton
BB	3 vs Rutgers
NP	97 vs Florida Atlantic
H Allowed (S)	11 at FIU
H Allowed (R)	3 vs App State
HR Allowed	1 two times
Runs Allowed (S)	3 vs Florida Atlantic
Runs Allowed (R)	1 two times
ER Allowed (S)	3 vs Florida Atlantic
ER Allowed (R)	1 two times

2016 Breakdown

Opp. Avg.	.282
vs. Left	.324
vs. Right	.257
WHIP	1.27
K/IP	21/46.1

Career Highs

IP (S)	7.0 vs FAU (5.4.2014)
IP (R)	4.1 at Rice (3.8.2014)
K	6 two times
BB	3 two times
NP	103 vs FAU (5.4.2014)
H Allowed (S)	11 at FIU (4.9.2016)
H Allowed (R)	5 two times
HR Allowed	1 nine times
Runs Allowed (S)	4 vs ECU (4.13.2014)
Runs Allowed (R)	5 vs Rutgers (2.24.2013)
ER Allowed (S)	4 vs ECU (4.13.2014)
ER Allowed (R)	5 vs Rutgers (2.24.2013)

2016 GAME-BY-GAME STATS

**2016 ODU Baseball
Individual Game-by-Game for Old Dominion (as of Apr 20, 2016)**

#32 Victor Diaz - 3 games (All games)

Date	Opponent	Pos	AB	R	H	RBI	2B	3B	HR	BB	SB	CS	HBP	SAC	SF	GDP	K	PO	A	E	Avg	
Mar 1	LIBERTY	*p	0	0	0	0	0	0	0	0	0	0	0	0	0	0	0	0	2	1	0	.000
Apr 02	FLORIDA ATLANTIC	*p	0	0	0	0	0	0	0	0	0	0	0	0	0	0	0	0	0	1	0	.000
Apr 09	at FIU	*p	0	0	0	0	0	0	0	0	0	0	0	0	0	0	0	0	0	1	0	.000
Totals		3gs	0	0	0	0	0	0	0	0	0	0	0	0	0	0	0	0	2	4	0	.000

On base pct. .000 • Slugging pct. .000

#32 Victor Diaz - 11 appearances (All games)

Date	Opponent	GS	IP	H	R	ER	BB	SO	2B	3B	HR	WP	BK	HBP	IBB	Score	W-L	Sv	ERA	NP
Feb 21	vs Appalachian State		3.0	3	1	1	1	4	1	0	0	0	0	0	0	12-3	0-0	0	3.00	59
Feb 26	MANHATTAN		1.0	0	0	0	0	0	0	0	0	0	0	0	0	6-5	1-0	0	2.25	15
Mar 1	LIBERTY	*	5.0	7	2	1	0	1	1	0	1	0	0	0	0	7-6	1-0	0	2.00	66
Mar 06	RUTGERS		2.1	1	1	1	3	3	0	0	0	1	1	0	1	2-5	1-1	0	2.38	43
Mar 12	at West Virginia-1	*	3.0	3	1	1	2	0	2	0	0	0	0	0	0	5-4	1-1	0	2.51	45
Mar 16	PRINCETON	*	5.0	2	0	0	0	6	0	0	0	0	0	0	0	10-4	2-1	0	1.86	56
Mar 22	VMI	*	5.0	3	0	0	0	2	0	0	0	0	0	0	0	8-2	3-1	0	1.48	55
Mar 27	at RICE	*	5.0	5	1	1	0	2	0	0	0	0	1	0	0	2-8	3-1	0	1.53	65
Apr 02	FLORIDA ATLANTIC	*	6.2	7	3	3	1	2	1	0	1	1	0	0	0	1-3	3-2	0	2.00	97
Apr 09	at FIU	*	5.0	11	2	2	0	0	1	0	0	0	1	0	0	10-2	4-2	0	2.20	75
Apr 16	UTSA	*	5.1	8	1	1	2	1	0	1	0	0	0	0	0	0-3	4-3	0	2.14	76
Totals		8	46.1	50	12	11	9	21	6	1	2	2	3	0	1	63-45	4-3	0	2.14	-

CAREER STATS

Year	avg	gp-gs	ab	r	h	2b	3b	hr	rbi	tb	slg%	bb	hbp	so	gdp	ob%	sf	sh	sb-att	po	a	e	fld%
2013	.000	0-0	0	0	0	0	0	0	0	0	.000	0	0	0	0	.000	0	0	0-0	2	1	1	.750
2014	.000	0-0	0	0	0	0	0	0	0	0	.000	0	0	0	0	.000	0	0	0-0	5	9	0	1.000
2015	.000	0-0	0	0	0	0	0	0	0	0	.000	0	0	0	0	.000	0	0	0-0	0	3	1	.750
2016	.000	0-0	0	0	0	0	0	0	0	0	.000	0	0	0	0	.000	0	0	0-0	2	4	0	1.000
TOTAL	.000	0-0	0	0	0	0	0	0	0	0	.000	0	0	0	0	.000	0	0	0-0	9	17	2	.929

Year	era	w-l	app	gs	cg	sho	sv	ip	h	r	er	bb	so	2b	3b	hr	bf	bavg	wp	hbp	bk	sfa	sha
2013	11.91	1-0	9	0	0	0/0	0	11.1	20	16	15	7	12	8	1	2	64	.377	1	2	1	1	1
2014	3.00	5-2	18	11	1	0/1	0	69.0	72	24	23	13	45	18	0	3	289	.276	2	5	2	2	8
2015	5.28	3-1	6	1	0	0/0	0	15.1	20	9	9	3	14	6	0	2	69	.308	2	0	0	1	0
2016	2.14	4-3	11	8	0	0/0	0	46.1	50	12	11	9	21	6	1	2	191	.282	2	0	3	1	4
TOTAL	3.68	13-6	44	20	1	0/1	0	142.0	162	61	58	32	92	38	2	9	613	.291	7	7	6	5	13



#33 TURNER BISHOP • Jr. • OF • 6-1 • 195 • L/L • Virginia Beach, Va. • Kellam

PERSONAL: Turner Bishop is the son of Eddie and Carolyn Bishop ... He has two brothers, Taylor and Travis and one sister, Darcey ... Majoring in criminal justice.

2015: 11 appearances.

MISCELLANEOUS

2016 Season Highs

At Bats	5 three times
Runs	2 vs FIU
Hits	3 vs FIU
RBI	4 vs FIU
2B	1 four times
3B	---
HR	1 two times
Walks	1 three times
SB	1 at West Virginia
Putouts	4 vs Florida Atlantic
Assists	---

Career Highs

At Bats	5 three times
Runs	2 vs FIU (4.8.2016)
Hits	3 vs FIU (4.8.2016)
RBI	4 vs FIU (4.8.2016)
2B	1 four times
3B	---
HR	1 two times
Walks	1 three times
SB	1 at WVU (3.12.2015)
Putouts	4 vs FAU (4.2.2016)
Assists	---

2016 GAME-BY-GAME STATS

**2016 ODU Baseball
Individual Game-by-Game for Old Dominion (as of Apr 20, 2016)**

#33 Turner Bishop - 31 games (All games)

Date	Opponent	Pos	AB	R	H	RBI	2B	3B	HR	BB	SB	CS	HBP	SAC	SF	GDP	K	PO	A	E	Avg
Feb 19	vs NC State	*dh	4	0	0	1	0	0	0	0	0	0	0	0	0	0	0	0	0	0	.000
Feb 20	vs Kent State	*dh	1	0	0	0	0	0	0	1	0	0	0	0	0	0	1	0	0	0	.000
Feb 21	vs Appalachian State	dh	0	1	0	0	0	0	0	0	0	1	0	0	0	0	0	0	0	0	.000
Feb 23	NORFOLK STATE	dh	1	0	0	0	0	0	0	0	0	0	0	0	0	0	1	0	0	0	.000
Feb 26	MANHATTAN	*of	3	0	0	0	0	0	0	0	0	0	0	0	0	0	3	1	0	0	.000
Feb 27	VIRGINIA TECH	ph/of	1	0	0	0	0	0	0	0	0	0	0	0	0	0	0	0	0	0	.000
Feb 28	DELAWARE	*dh	4	0	1	0	1	0	0	1	0	0	0	0	0	0	1	0	0	0	.071
Mar 1	LIBERTY	ph	1	0	1	2	0	0	0	0	0	0	0	0	0	0	0	0	0	0	.133
Mar 05	RUTGERS-2	*dh	5	1	1	0	1	0	0	0	0	0	0	0	0	0	1	0	0	0	.150
Mar 06	RUTGERS	*dh	4	0	0	0	0	0	0	0	0	0	0	0	0	0	0	0	0	0	.125
Mar 11	at West Virginia	*of	3	0	1	1	0	0	0	0	0	0	0	0	0	0	1	0	0	0	.148
Mar 12	at West Virginia-1	*of	3	0	1	0	0	0	0	0	0	0	0	0	0	0	1	2	0	0	.167
Mar 12	at West Virginia	*of	2	0	0	0	0	0	0	0	0	1	0	0	0	0	0	0	0	0	.156
Mar 15	PRINCETON	*of	2	0	0	0	0	0	0	0	0	0	0	0	0	0	0	0	0	0	.147
Mar 18	WESTERN KENTUCK	ph	1	0	1	0	0	0	0	0	0	0	0	0	0	0	0	0	0	0	.171
Mar 18	WESTERN KENTUCK	*dh	3	1	1	0	0	0	0	0	0	0	0	0	0	0	2	0	0	0	.184
Mar 19	WESTERN KENTUCK	ph/dh	1	1	1	0	0	0	0	0	0	0	0	0	0	0	0	0	0	0	.205
Mar 22	VMI	*dh	3	1	1	1	0	0	0	0	0	0	0	0	0	0	1	0	0	0	.214
Mar 23	VMI	ph	1	1	1	1	0	0	1	0	0	0	0	0	0	0	0	0	0	0	.233
Mar 25	at RICE	*dh	3	1	1	0	0	0	0	0	0	0	0	0	0	0	1	0	0	0	.239
Mar 26	at RICE	ph	1	0	0	0	0	0	0	0	0	0	0	0	0	0	0	0	0	0	.234
Mar 27	at RICE	*dh	2	1	1	0	0	0	0	1	0	0	0	0	0	0	1	0	0	0	.245
Apr 1	FLORIDA ATLANTIC	ph	1	0	1	0	0	0	0	0	0	0	0	0	0	0	0	0	0	0	.260
Apr 02	FLORIDA ATLANTIC	*of	4	0	0	0	0	0	0	0	0	0	0	0	0	0	1	4	0	0	.241
Apr 06	WILLIAM & MARY	*dh	3	1	1	2	1	0	0	0	0	0	0	0	0	0	2	0	0	0	.246
Apr 08	at FIU	*dh	5	2	3	4	0	0	1	0	0	0	0	0	0	0	0	0	0	0	.274
Apr 09	at FIU	*dh	5	0	0	0	0	0	0	0	0	0	0	0	0	0	2	0	0	0	.254
Apr 10	at FIU	*of	4	0	1	0	0	0	0	0	0	0	0	0	0	0	2	2	0	0	.254
Apr 15	UTSA	*dh	4	0	1	0	0	0	0	0	0	0	0	0	0	0	1	0	0	0	.253
Apr 17	UTSA	*of	3	0	0	0	0	0	0	0	0	0	0	0	0	0	3	0	0	0	.244
Apr 19	at VMI	*of	4	1	1	0	1	0	0	0	0	0	0	0	0	0	0	0	0	0	.244
Totals			22gs	82	12	20	12	4	0	2	3	1	0	1	0	0	25	9	0	0	.244

On base pct. .279 • Slugging pct. .366

CAREER STATS

Year	avg	gp-gs	ab	r	h	2b	3b	hr	rbi	tb	slg%	bb	hbp	so	gdp	ob%	sf	sh	sb-att	po	a	e	fld%
2014	.000	0-0	0	0	0	0	0	0	0	0	.000	0	0	0	0	.000	0	0	0-0	0	1	0	1.000
2015	.000	1-1	3	0	0	0	0	0	0	0	.000	0	0	0	0	.000	0	0	0-0	0	2	1	.667
2016	.244	31-22	82	12	20	4	0	2	12	30	.366	3	1	25	0	.279	0	0	1-1	9	0	0	1.000
TOTAL	.235	32-23	85	12	20	4	0	2	12	30	.353	3	1	25	0	.270	0	0	1-1	9	3	1	.923

Year	era	w-l	app	gs	cg	sho	sv	ip	h	r	er	bb	so	2b	3b	hr	bf	bavg	wp	hbp	bk	sfa	sha
2014	2.95	3-1	16	0	0	0/1	0	18.1	9	6	6	14	8	0	0	0	83	.145	0	6	2	1	0
2015	7.11	0-0	11	0	0	0/0	0	12.2	17	11	10	12	8	4	0	2	68	.327	4	1	1	1	2
TOTAL	4.65	3-1	27	0	0	0/1	0	31.0	26	17	16	26	16	4	0	2	151	.228	4	7	3	2	2



#34 SAM SINNEN • Jr. • RHP • 5-11 • 205 • R/R • Virginia Beach, Va. • Kellam

PERSONAL: Sam Sinnen is the son of Matthew and Tina Sinnen ... He has three brothers, Brooks, his twin Kurt and Turner ... Majoring in management ... Interested in real estate.

2015: Second Team All-C-USA selection ... Team leader in wins with six and 53 strikeouts in 66.2 innings ... Three saves ... 3-2 in C-USA games ... Opponents hit .244 ... Fanned three in 1.2 innings vs. Penn ... Did not allow an earned run in his first six appearances this year.

MISCELLANEOUS

2016 Season Highs

IP (S)	6.0 vs Rutgers
IP (R)	3.2 vs UTSA
K	6 two times
BB	3 two times
NP	91 two times
H Allowed (S)	7 vs Florida Atlantic
H Allowed (R)	2 at VMI
HR Allowed	---
Runs Allowed (S)	7 vs FIU
Runs Allowed (R)	0 two times
ER Allowed (S)	5 two times
ER Allowed (R)	0 two times

2016 Breakdown

Opp. Avg.	.234
vs. Left	.258
vs. Right	.219
WHIP	1.17
K/IP	35/45.1

Career Highs

IP (S)	7.0 four times
IP (R)	3.2 vs UTSA (4.15.2016)
K	8 vs FIU (5.2.2015)
BB	4 at FAU (5.20.2015)
NP	111 vs LA Tech (5.8.2015)
H Allowed (S)	7 two times
H Allowed (R)	7 at WKU (3.15.2015)
HR Allowed	1 at FAU (4.24.2015)
Runs Allowed (S)	7 vs FIU (4.8.2016)
Runs Allowed (R)	5 at WKU (3.15.2015)
ER Allowed (S)	5 three times
ER Allowed (R)	5 at WKU (3.15.2015)

2016 GAME-BY-GAME STATS

**2016 ODU Baseball
Individual Game-by-Game for Old Dominion (as of Apr 20, 2016)**

#34 Sam Sinnen - 5 games (All games)

Date	Opponent	Pos	AB	R	H	RBI	2B	3B	HR	BB	SB	CS	HBP	SAC	SF	GDP	K	PO	A	E	Avg	
Feb 19	vs NC State	*p	0	0	0	0	0	0	0	0	0	0	0	0	0	0	0	0	1	2	0	.000
Feb 26	MANHATTAN	*p	0	0	0	0	0	0	0	0	0	0	0	0	0	0	0	0	0	2	0	.000
Mar 05	RUTGERS-1	*p	0	0	0	0	0	0	0	0	0	0	0	0	0	0	0	0	1	1	0	.000
Mar 18	WESTERN KENTUCK	*p	0	0	0	0	0	0	0	0	0	0	0	0	0	0	0	0	2	0	0	.000
Apr 15	UTSA	p	0	0	0	0	0	0	0	0	0	0	0	0	0	0	0	0	0	2	0	.000
Totals		4gs	0	0	0	0	0	0	0	0	0	0	0	0	0	0	0	0	4	7	0	.000

On base pct. .000 • Slugging pct. .000


#34 Sam Sinnen - 10 appearances (All games)

Date	Opponent	GS	IP	H	R	ER	BB	SO	2B	3B	HR	WP	BK	HBP	IBB	Score	W-L	Sv	ERA	NP
Feb 19	vs NC State	*	5.0	2	0	0	2	3	0	0	0	0	0	0	0	5-0	1-0	0	0.00	59
Feb 26	MANHATTAN	*	5.0	4	2	1	2	4	2	0	0	1	0	1	0	6-5	1-0	0	0.90	74
Mar 05	RUTGERS-1	*	6.0	2	0	0	0	4	1	0	0	0	0	1	0	4-2	1-0	0	0.56	88
Mar 11	at West Virginia	*	5.1	4	2	1	1	3	2	0	0	0	0	1	0	3-4	1-0	0	0.84	77
Mar 18	WESTERN KENTUCK	*	5.0	6	3	3	0	6	1	0	0	0	0	1	0	8-3	2-0	0	1.71	91
Mar 25	at RICE	*	5.1	6	2	2	0	2	0	0	0	0	0	0	0	1-3	2-1	0	1.99	65
Apr 1	FLORIDA ATLANTIC	*	5.0	7	5	5	3	6	1	0	0	0	0	1	0	7-10	2-1	0	2.95	91
Apr 08	at FIU	*	3.1	6	7	5	3	2	1	0	0	0	0	0	0	12-11	2-1	0	3.83	78
Apr 15	UTSA	*	3.2	1	0	0	1	4	0	0	0	0	0	0	0	5-2	3-1	0	3.50	59
Apr 19	at VMI	*	1.2	2	0	0	1	1	1	0	0	0	0	0	0	6-8	3-1	0	3.38	28
Totals		8	45.1	40	21	17	13	35	9	0	0	1	1	4	0	57-48	3-1	0	3.38	-

CAREER STATS

Year	avg	gp-gs	ab	r	h	2b	3b	hr	rbi	tb	slg%	bb	hbp	so	gdp	ob%	sf	sh	sb-att	po	a	e	fld%
2014	.000	0-0	0	0	0	0	0	0	0	0	.000	0	0	0	0	.000	0	0	0-0	1	3	0	1.000
2015	.000	0-0	0	0	0	0	0	0	0	0	.000	0	0	0	0	.000	0	0	0-0	7	4	0	1.000
2016	.000	0-0	0	0	0	0	0	0	0	0	.000	0	0	0	0	.000	0	0	0-0	4	7	0	1.000
TOTAL	.000	0-0	0	0	0	0	0	0	0	0	.000	0	0	0	0	.000	0	0	0-0	12	14	0	1.000

Year	era	w-l	app	gs	cg	sho	sv	ip	h	r	er	bb	so	2b	3b	hr	bf	bavg	wp	hbp	bk	sfa	sha
2014	2.22	1-0	16	1	0	0/1	0	24.1	19	10	6	13	14	5	0	1	106	.218	1	2	0	1	3
2015	2.84	6-3	21	7	0	0/3	3	66.2	63	26	21	15	53	16	1	1	278	.244	3	1	0	2	2
2016	3.38	3-1	10	8	0	0/1	0	45.1	40	21	17	13	35	9	0	0	192	.234	1	4	1	1	3
TOTAL	2.90	10-4	47	16	0	0/5	3	136.1	122	57	44	41	102	30	1	2	576	.236	5	7	1	4	8



#40 ADAM BAINBRIDGE • Jr. • LHP • 6-3 • 190 • L/L • Sinking Spring, Pa. • Wilson

PERSONAL: Adam Bainbridge is the son of Rich and Lynne Bainbridge ... He has two brothers, Andrew and Matt and one sister, Emily ... Majoring in finance.

2015: Team best ERA at 2.39 ... Two saves ... Complete game victory over Marshall ... Fanned career high six vs. Marshall ... Opponents hit .215 ... 4-1 with a 2.57 ERA in C-USA games.

MISCELLANEOUS

2016 Season Highs

IP (S)	5.0 four times
IP (R)	2.2 vs Florida Atlantic
K	4 at West Virginia
BB	4 vs WKU
NP	83 at West Virginia
H Allowed (S)	9 at West Virginia
H Allowed (R)	3 vs Florida Atlantic
HR Allowed	1 two times
Runs Allowed (S)	5 at Rice
Runs Allowed (R)	2 vs Florida Atlantic
ER Allowed (S)	5 at Rice
ER Allowed (R)	2 vs Florida Atlantic

2016 Breakdown

Opp. Avg.	.325
vs. Left	.378
vs. Right	.304
WHIP	1.68
K/IP	17/40.0

Career Highs

IP (S)	9.0 vs Marshall (4.19.2015)
IP (R)	2.2 two times
K	6 vs Marshall (4.19.2015)
BB	4 vs WKU (3.18.2016)
NP	111 vs Marshall (4.19.2015)
H Allowed (S)	9 two times
H Allowed (R)	3 three times
HR Allowed	1 three times
Runs Allowed (S)	5 at Rice (3.26.2016)
Runs Allowed (R)	2 four times
ER Allowed (S)	5 at Rice (3.26.2016)
ER Allowed (R)	2 two times

2016 GAME-BY-GAME STATS

**2016 ODU Baseball
Individual Game-by-Game for Old Dominion (as of Apr 20, 2016)**

#40 Adam Bainbridge - 8 games (All games)

Date	Opponent	Pos	AB	R	H	RBI	2B	3B	HR	BB	SB	CS	HBP	SAC	SF	GDP	K	PO	A	E	Avg
Feb 21	vs Appalachian State	*p	0	0	0	0	0	0	0	0	0	0	0	0	0	0	0	1	1	0	.000
Mar 06	RUTGERS	*p	0	0	0	0	0	0	0	0	0	0	0	0	0	0	0	0	2	0	.000
Mar 18	WESTERN KENTUCK	*p	0	0	0	0	0	0	0	0	0	0	0	0	0	0	0	0	2	0	.000
Mar 26	at RICE	*p	0	0	0	0	0	0	0	0	0	0	0	0	0	0	0	1	1	0	.000
Mar 30	at Virginia	*p	0	0	0	0	0	0	0	0	0	0	0	0	0	0	0	1	1	0	.000
Apr 03	FLORIDA ATLANTIC	p	0	0	0	0	0	0	0	0	0	0	0	0	0	0	0	0	1	0	.000
Apr 10	at FIU	*p	0	0	0	0	0	0	0	0	0	0	0	0	0	0	0	1	4	0	.000
Apr 17	UTSA	*p	0	0	0	0	0	0	0	0	0	0	0	0	0	0	0	0	2	0	.000
Totals		7gs	0	0	0	0	0	0	0	0	0	0	0	0	0	0	0	4	14	0	.000

On base pct. .000 • Slugging pct. .000

#40 Adam Bainbridge - 10 appearances (All games)

Date	Opponent	GS	IP	H	R	ER	BB	SO	2B	3B	HR	WP	BK	HBP	IBB	Score	W-L	Sv	ERA	NP
Feb 21	vs Appalachian State	*	5.0	5	1	1	1	1	1	0	0	0	0	0	0	12-3	1-0	0	1.80	61
Feb 28	DELAWARE	*	4.2	6	2	2	0	0	0	1	1	0	0	2	0	10-4	1-0	0	2.79	60
Mar 06	RUTGERS	*	5.0	5	2	2	1	1	0	0	0	0	1	0	0	2-5	1-0	0	3.07	66
Mar 12	at West Virginia	*	5.0	9	3	2	1	4	3	0	0	0	0	0	0	5-6	1-0	0	3.20	83
Mar 18	WESTERN KENTUCK	*	4.0	7	2	2	4	3	2	0	0	0	0	0	0	4-2	1-0	0	3.42	76
Mar 26	at RICE	*	2.2	5	5	5	2	1	2	0	1	0	0	0	0	2-6	1-1	0	4.78	55
Mar 30	at Virginia	*	2.2	4	2	2	1	2	1	0	0	1	0	0	0	5-4	1-1	0	4.97	43
Apr 03	FLORIDA ATLANTIC	*	2.2	3	2	2	2	0	1	0	0	0	0	0	0	0-11	1-1	0	5.12	32
Apr 10	at FIU	*	5.0	3	0	0	3	3	0	0	0	0	0	0	0	11-1	2-1	0	4.42	77
Apr 17	UTSA	*	3.1	4	4	1	1	2	0	0	0	0	0	0	0	2-7	2-2	0	4.28	56
Totals		9	40.0	51	23	19	16	17	10	1	2	1	0	3	0	53-49	2-2	0	4.28	-

CAREER STATS

Year	avg	gp-gs	ab	r	h	2b	3b	hr	rbi	tb	slg%	bb	hbp	so	gdp	ob%	sf	sh	sb-att	po	a	e	fld%
2015	.000	0-0	0	0	0	0	0	0	0	0	.000	0	0	0	0	.000	0	0	0-0	2	9	0	1.000
2016	.000	0-0	0	0	0	0	0	0	0	0	.000	0	0	0	0	.000	0	0	0-0	4	14	0	1.000
TOTAL	.000	0-0	0	0	0	0	0	0	0	0	.000	0	0	0	0	.000	0	0	0-0	6	23	0	1.000

Year	era	w-l	app	gs	cg	sho	sv	ip	h	r	er	bb	so	2b	3b	hr	bf	bavg	wp	hbp	bk	sfa	sha
2014	0.00	0-0	9	0	0	0/0	0	6.1	5	0	0	3	5	0	0	0	27	.208	0	0	0	0	0
2015	2.39	4-1	21	8	1	0/2	2	67.2	52	21	18	14	33	9	1	1	265	.215	3	3	0	1	5
2016	4.28	2-2	10	9	0	0/0	0	40.0	51	23	19	16	17	10	1	2	181	.325	1	3	0	2	3
TOTAL	2.92	6-3	40	17	1	0/2	2	114.0	108	44	37	33	55	19	2	3	473	.255	4	6	0	3	8



#42 JOEY BENITEZ • Jr. • LHP • 6-1 • 185 • L/L • Crofton, Md. • Archbishop Spalding

PERSONAL: Joseph Benitez is the son of Rick and Lisa Benitez and he has one brother, Nick ... Volunteered his time with Happy Helpers and Sarah's House ... Majoring in psychology ... Battled and defeated papillary thyroid cancer and had surgery to remove his thyroid, plus 24 lymph nodes.

2015: 18 appearances ... Eight starts ... Picked up save vs. W&M ... Fanned four in a game vs. Rice and ECU.

MISCELLANEOUS

2016 Season Highs

IP (S)	5.0 vs VMI
IP (R)	3.0 two times
K	3 two times
BB	3 vs Norfolk State
NP	69 vs Norfolk State
H Allowed (S)	5 vs Norfolk State
H Allowed (R)	4 two times
HR Allowed	1 vs Liberty
Runs Allowed (S)	2 vs Norfolk State
Runs Allowed (R)	3 two times
ER Allowed (S)	2 vs Norfolk State
ER Allowed (R)	3 two times

2016 Breakdown

Opp. Avg.	.308
vs. Left	.280
vs. Right	.318
WHIP	1.56
K/IP	13/23.2

Career Highs

IP (S)	6.0 vs ECU (4.15.2015)
IP (R)	3.2 at ECU (4.21.2014)
K	4 two times
BB	3 vs NSU (2.23.2016)
NP	86 vs Rice (3.21.2015)
H Allowed (S)	9 vs Rice (3.21.2015)
H Allowed (R)	5 three times
HR Allowed	1 six times
Runs Allowed (S)	6 vs Rice (3.21.2015)
Runs Allowed (R)	5 vs VCU (4.8.2015)
ER Allowed (S)	5 vs Rice (3.21.2015)
ER Allowed (R)	4 times

2016 GAME-BY-GAME STATS

**2016 ODU Baseball
Individual Game-by-Game for Old Dominion (as of Apr 20, 2016)**

#42 Joey Benitez - 7 games (All games)

Date	Opponent	Pos	AB	R	H	RBI	2B	3B	HR	BB	SB	CS	HBP	SAC	SF	GDP	K	PO	A	E	Avg
Feb 23	NORFOLK STATE	*p	0	0	0	0	0	0	0	0	0	0	0	0	0	0	0	0	2	0	.000
Feb 27	VIRGINIA TECH	p	0	0	0	0	0	0	0	0	0	0	0	0	0	0	0	1	0	0	.000
Mar 05	RUTGERS-2	p	0	0	0	0	0	0	0	0	0	0	0	0	0	0	0	0	1	0	.000
Mar 15	PRINCETON	p	0	0	0	0	0	0	0	0	0	0	0	0	0	0	0	0	1	0	.000
Mar 23	VMI	*p	0	0	0	0	0	0	0	0	0	0	0	0	0	0	0	0	2	0	.000
Apr 06	WILLIAM & MARY	p	0	0	0	0	0	0	0	0	0	0	0	0	0	0	0	0	2	0	.000
Apr 17	UTSA	p	0	0	0	0	0	0	0	0	0	0	0	0	0	0	0	0	1	0	.000
Totals		2gs	0	0	0	0	0	0	0	0	0	0	0	0	0	0	0	1	9	0	.000

On base pct. .000 • Slugging pct. .000

#42 Joey Benitez - 12 appearances (All games)

Date	Opponent	GS	IP	H	R	ER	BB	SO	2B	3B	HR	WP	BK	HBP	IBB	Score	W-L	Sv	ERA	NP
Feb 23	NORFOLK STATE	*	4.0	5	2	2	3	2	1	0	0	0	0	0	0	5-3	1-0	0	4.50	69
Feb 27	VIRGINIA TECH		2.0	2	3	3	1	3	1	0	0	1	0	1	0	1-22	1-0	0	7.50	33
Mar 1	LIBERTY		1.0	1	1	1	0	1	0	0	1	0	0	1	0	7-6	1-0	0	7.71	18
Mar 05	RUTGERS-2		2.0	4	3	3	1	0	0	0	0	0	0	1	0	7-4	1-0	0	9.00	41
Mar 12	at West Virginia-1		0.2	1	0	0	2	0	0	0	0	0	0	0	0	5-4	1-0	0	8.38	21
Mar 15	PRINCETON		3.0	4	1	1	0	1	0	0	0	1	0	0	0	7-6	1-0	0	7.11	37
Mar 19	WESTERN KENTUCK		1.0	0	0	0	1	0	0	0	0	0	0	0	0	12-8	1-0	0	6.59	9
Mar 23	VMI	*	5.0	4	1	1	0	3	1	0	0	0	0	0	0	6-5	1-0	0	5.30	50
Mar 27	at RICE		0.2	2	0	0	0	0	0	0	0	0	0	0	0	2-8	1-0	0	5.12	6
Apr 02	FLORIDA ATLANTIC		0.1	1	0	0	0	1	1	0	0	0	0	0	0	1-3	1-0	0	5.03	7
Apr 06	WILLIAM & MARY		1.0	2	0	0	0	0	0	0	0	0	0	0	0	7-1	1-0	0	4.79	18
Apr 17	UTSA		3.0	2	0	0	1	2	0	0	0	0	0	0	0	2-7	1-0	0	4.18	29
Totals		2	23.2	28	11	11	9	13	4	0	1	2	0	3	0	62-77	1-0	0	4.18	-

CAREER STATS

Year	avg	gp-gs	ab	r	h	2b	3b	hr	rbi	tb	slg%	bb	hbp	so	gdp	ob%	sf	sh	sb-att	po	a	e	fld%
2014	.000	0-0	0	0	0	0	0	0	0	0	.000	0	0	0	0	.000	0	0	0-0	0	3	0	1.000
2015	.000	0-0	0	0	0	0	0	0	0	0	.000	0	0	0	0	.000	0	0	0-0	1	8	0	1.000
2016	.000	0-0	0	0	0	0	0	0	0	0	.000	0	0	0	0	.000	0	0	0-0	1	9	0	1.000
TOTAL	.000	0-0	0	0	0	0	0	0	0	0	.000	0	0	0	0	.000	0	0	0-0	2	20	0	1.000

Year	era	w-l	app	gs	cq	sho	sv	ip	h	r	er	bb	so	2b	3b	hr	bf	bavg	wp	hbp	bk	sfa	sha
2014	3.00	1-1	10	0	0	0/0	0	12.0	12	5	4	4	7	3	0	1	50	.267	2	0	0	0	1
2015	5.54	1-2	18	8	0	0/1	1	50.1	75	34	31	11	27	9	2	4	233	.357	1	4	0	4	4
2016	4.18	1-0	12	2	0	0/0	0	23.2	28	11	11	9	13	4	0	1	105	.308	2	3	0	0	2
TOTAL	4.81	3-3	40	10	0	0/1	1	86.0	115	50	46	24	47	16	2	6	388	.332	5	7	0	4	7

**#29 EVAN BAER • Fr. • INF • 6-1 • 200 • R/R • Virginia Beach, Va. • Princess Anne**

- Member of the Princess Anne High School baseball team that won the 2015 Conference Championship and advanced to the Regional Tournament quarterfinals, marking the first regional appearance for Princess Anne in 10 years
- Recorded a batting average of .410 as a senior
- Named First Team All-Atlantic Conference, Second Team All-Tidewater and Co-Conference Player of the year over his career.

**#37 NEIL RING • Fr. • C • 5-10 • 195 • R/R • Appomattox, Va. • Blair Academy**

- Named All-Prep A and All-MAPL in 2015
- Helped lead the team to a New Jersey State Prep A Championship two times (2014 & 2015)
- Played in the Triple Crown Richmond All-Star game in 2014
- Batted .400 as a senior
- Also played football at Blair Academy and was named All-Prep in 2014

**#43 ISAIAH NELSON • Fr. • LHP • 5-11 • 170 • L/L • Norfolk, Va. • Norfolk Academy**

- Named First Team All-TCIS in 2013
- Also earned First Team All-TCIS and First Team All-State honors in 2014
- Helped lead Norfolk Academy to a TCIS Championship in 2014

**#44 DREW MOYER • Fr. • RHP • 6-6 • 200 • R/R • Newport News, Va. • Woodside**

- Member of the Woodside High School baseball team that made an appearance in the 2015 Regional Tournament
- Went 8-2 overall with a 1.9 ERA in 2015
- Named First Team 6A All-Region as a junior and senior
- Also earned First Team All-TCIS as a sophomore and junior and Second Team All-TCIS as an eighth grader playing on varsity at Hampton Roads Academy.

**#45 JACK JETT • Fr. • RHP • 6-4 • 205 • R/R • Reedville, Va. • Northumberland**

- Starting pitcher on the 2014 State Champion Northumberland High School baseball team
- Went 8-2 on the mound with a 2.8 ERA and recorded a .546 batting average to earn First Team All-Conference, Region, and State at second base
- Named to the All-Conference, All-Region and All-State team as a designated hitter as a senior
- All-Academic team all four years of high school and was a member of the Beta Club and the Peer Leaders Association

2016 STARTS BY POSITION/BATTING ORDER

Player	GS	Position										Batting Order										
		p	c	1b	2b	3b	ss	lf	cf	rf	of	dh	1st	2nd	3rd	4th	5th	6th	7th	8th	9th	
Zach Rutherford	37	37	25	12
Connor Myers	37	36	.	.	1	29	.	.	8
Nick Walker	37	37	.	.	8	12	17
Jason McMurray	37	.	.	.	37	5	2	22	7	.	1
Nick Lustrino	34	34	1	26	6	1	.
Kurt Sinnen	32	.	15	11	6	.	.	8	.	21	3	.	.	.
Grey Finwood	24	.	.	24	19	5	.
Justin Hayes	23	22	1	23
Kyle Beam	22	.	16	6	.	.	.	14	3	3	1	1	.
Turner Bishop	22	9	13	.	.	.	4	7	3	1	6	1
Will Morgan	10	6	4	1	1	.	2	6
Chris Livers	9	.	6	3	.	.	.	3	3	2	1	.	.
Seth Woodard	9	.	.	2	.	3	4	.	.	.	3	.	2	1	3	.
Adam Bainbridge	9	9
Victor Diaz	8	8
Sam Sinnen	8	8
Jake Josephs	4	4
Brett Smith	4	4
Joey Benitez	2	2
Nick Hartman	2	2

TEAM W-L RECORD WHEN STARTER

PITCHER:		
Adam Bainbridge	9	(5-4)
Victor Diaz	8	(5-3)
Sam Sinnen	8	(5-3)
Jake Josephs	4	(2-2)
Brett Smith	4	(3-1)
Nick Hartman	2	(2-0)
Joey Benitez	2	(2-0)
CATCHER:		
Kyle Beam	16	(8-8)
Kurt Sinnen	15	(11-4)
Chris Livers	6	(5-1)
FIRST BASE:		
Grey Finwood	24	(14-10)
Kurt Sinnen	11	(8-3)
Seth Woodard	2	(2-0)
SECOND BASE:		
Jason McMurray	37	(24-13)
THIRD BASE:		
Nick Lustrino	34	(24-10)
Seth Woodard	3	(0-3)
SHORTSTOP:		
Zach Rutherford	37	(24-13)
LEFT FIELD:		
Justin Hayes	22	(17-5)
Turner Bishop	9	(4-5)
Will Morgan	6	(3-3)
CENTER FIELD:		
Connor Myers	36	(23-13)
Justin Hayes	1	(1-0)
RIGHT FIELD:		
Nick Walker	37	(24-13)
DESIGNATED HITTER:		
Turner Bishop	13	(10-3)
Kurt Sinnen	6	(4-2)
Kyle Beam	6	(4-2)
Will Morgan	4	(2-2)
Seth Woodard	4	(1-3)
Chris Livers	3	(2-1)
Connor Myers	1	(1-0)

TEAM W-L RECORD BY ORDER

LEADOFF:	
Connor Myers	29 (19-10)
Nick Walker	8 (5-3)
2ND SPOT:	
Zach Rutherford	25 (14-11)
Nick Walker	12 (10-2)
3RD SPOT:	
Nick Walker	17 (9-8)
Zach Rutherford	12 (10-2)
Kurt Sinnen	8 (5-3)
CLEANUP:	
Kyle Beam	14 (9-5)
Connor Myers	8 (5-3)
Jason McMurray	5 (4-1)
Turner Bishop	4 (2-2)
Seth Woodard	3 (1-2)
Chris Livers	3 (3-0)
5TH SPOT:	
Kurt Sinnen	21 (15-6)
Turner Bishop	7 (6-1)
Kyle Beam	3 (2-1)
Chris Livers	3 (1-2)
Jason McMurray	2 (0-2)
Will Morgan	1 (0-1)
6TH SPOT:	
Jason McMurray	22 (17-5)
Kurt Sinnen	3 (3-0)
Kyle Beam	3 (1-2)
Turner Bishop	3 (1-2)
Chris Livers	2 (2-0)
Seth Woodard	2 (0-2)
Nick Lustrino	1 (0-1)
Will Morgan	1 (0-1)
7TH SPOT:	
Nick Lustrino	26 (19-7)
Jason McMurray	7 (3-4)
Turner Bishop	1 (1-0)
Seth Woodard	1 (0-1)
Chris Livers	1 (1-0)
Kyle Beam	1 (0-1)
8TH SPOT:	
Grey Finwood	19 (12-7)
Nick Lustrino	6 (5-1)
Turner Bishop	6 (3-3)
Seth Woodard	3 (2-1)
Will Morgan	2 (2-0)
Kyle Beam	1 (0-1)
9TH SPOT:	
Justin Hayes	23 (18-5)
Will Morgan	6 (3-3)
Grey Finwood	5 (2-3)
Jason McMurray	1 (0-1)
Turner Bishop	1 (1-0)
Nick Lustrino	1 (0-1)

2016 ODU Baseball Overall Statistics for Old Dominion (as of Apr 20, 2016) (All games Sorted by Batting avg)

Record: 24-13 Home: 15-7 Away: 6-6 Neutral: 3-0 C-USA: 7-8

Player	avg	gp-gs	ab	r	h	2b	3b	hr	rbi	tb	slg%	bb	hp	so	gdp	ob%	sf	sh	sb-att	po	a	e	fld%
Connor Myers	.329	37-37	149	33	49	10	0	4	25	71	.477	17	3	33	1	.401	3	3	13-17	99	3	4	.962
Nick Walker	.301	37-37	133	27	40	6	2	0	23	50	.376	28	4	22	1	.424	5	1	14-17	89	3	1	.989
Zach Rutherford	.295	37-37	146	26	43	4	2	1	18	54	.370	13	5	24	2	.367	2	7	8-10	55	136	10	.950
Kurt Sinnen	.280	36-32	118	11	33	6	1	1	20	44	.373	22	2	15	2	.396	2	1	3-3	192	15	3	.986
Will Morgan	.278	19-10	36	4	10	3	1	0	5	15	.417	6	0	8	1	.381	0	0	2-3	11	0	2	.846
Chris Livers	.267	20-9	45	4	12	3	0	0	5	15	.333	3	0	6	0	.306	1	1	1-1	68	5	0	1.000
Turner Bishop	.244	31-22	82	12	20	4	0	2	12	30	.366	3	1	25	0	.279	0	0	1-1	9	0	0	1.000
Jason McMurray	.241	37-37	137	19	33	9	1	1	19	47	.343	14	2	28	0	.316	2	3	4-6	94	89	4	.979
Justin Hayes	.239	35-23	88	16	21	3	1	0	12	26	.295	7	1	20	0	.299	1	2	7-10	33	3	2	.947
Nick Lustrino	.231	36-34	121	16	28	2	0	0	9	30	.248	20	4	8	3	.359	0	4	3-5	20	59	6	.929
Kyle Beam	.208	26-22	77	13	16	3	1	3	17	30	.390	10	2	24	3	.308	2	0	0-0	65	15	2	.976
Seth Woodard	.185	12-9	27	5	5	1	1	2	5	14	.519	0	3	8	0	.267	0	0	1-1	11	5	0	1.000
Darius Gillus	.143	11-0	7	0	1	0	0	0	2	1	.143	1	0	4	0	.250	0	0	0-0	13	1	1	.933
Grey Finwood	.113	33-24	71	7	8	1	0	0	3	9	.127	7	5	27	2	.238	1	2	2-2	218	13	3	.987
Bryce Windham	.000	16-0	4	5	0	0	0	0	0	0	.000	1	0	2	0	.200	0	1	1-1	0	5	1	.833
Cory Alexander	.000	8-0	1	5	0	0	0	0	0	0	.000	0	0	1	0	.000	0	0	0-0	0	0	0	.000
Totals	.257	37	1242	203	319	55	10	14	175	436	.351	152	32	255	15	.348	19	25	60-77	997	411	46	.968
Opponents	.280	37	1270	179	355	60	5	15	158	470	.370	113	23	229	23	.346	15	33	26-39	970	357	66	.953

LOB - Team (298), Opp (280). DPs turned - Team (33), Opp (24). CI - Team (2), BEAM, K 1, SINNEN, K 1, Opp (1). IBB - Team (4), LUSTRINO, N 2, WALKER, N 1, RUTHERFORD,Z 1, Opp (2). Picked off - WALKER, N 1, MORGAN, W 1, HAYES, J 1, RUTHERFORD,Z 1, MYERS, C 1.

(All games Sorted by Earned run avg)

Player	era	w-l	app	gs	cg	sho	sv	ip	h	r	er	bb	so	2b	3b	hr	b/avg	wp	hp	bks	sfa	sha
Victor Diaz	2.14	4-3	11	8	0	0/0	0	46.1	50	12	11	9	21	6	1	2	.282	2	0	3	1	4
Grayson Bailey	2.18	2-0	15	0	0	0/0	2	20.2	13	7	5	9	15	1	0	0	.194	6	1	0	1	5
Sam Sinnen	3.38	3-1	10	8	0	0/1	0	45.1	40	21	17	13	35	9	0	0	.234	1	4	1	1	3
Morgan Maguire	3.80	2-0	18	0	0	0/0	2	23.2	21	11	10	4	24	6	0	2	.241	6	3	1	1	2
Jake Josephs	3.90	2-1	17	4	0	0/1	0	27.2	28	12	12	7	13	4	2	3	.264	0	1	0	3	0
Brett Smith	3.94	1-2	15	4	0	0/1	2	29.2	32	14	13	11	16	3	1	2	.305	0	1	1	3	7
Nick Hartman	4.08	4-2	17	2	0	0/1	4	28.2	28	16	13	8	35	4	0	1	.255	7	0	0	1	2
Joey Benitez	4.18	1-0	12	2	0	0/0	0	23.2	28	11	11	9	13	4	0	1	.308	2	3	0	0	2
Adam Bainbridge	4.28	2-2	10	9	0	0/0	0	40.0	51	23	19	16	17	10	1	2	.325	1	3	0	2	3
Culver Lamb	6.84	2-2	17	0	0	0/1	1	26.1	33	25	20	10	23	7	0	1	.297	2	3	0	0	2
Thomas Busbice	8.04	1-0	15	0	0	0/0	0	15.2	22	15	14	5	11	5	0	1	.338	4	1	0	2	3
Nate Matheson	17.18	0-0	8	0	0	0/1	1	3.2	7	7	7	9	5	1	0	0	.389	2	1	1	0	0
Drew Moyer	45.00	0-0	1	0	0	0/0	0	1.0	2	5	5	3	1	0	0	0	.400	2	2	0	0	0
Totals	4.22	24-13	37	37	0	2/2	12	332.1	355	179	156	113	229	60	5	15	.280	35	23	7	15	33
Opponents	4.29	13-24	37	37	2	2/1	6	323.1	319	203	154	152	255	55	10	14	.257	32	32	2	19	25

PB - Team (7), SINNEN, K 4, LIVERS, C 2, BEAM, K 1, Opp (5). Pickoffs - Team (9), BAINBRIDGE,A 4, BAILEY, G 1, SINNEN, S 1, LAMB, C 1, JOSEPHS, J 1, SMITH, B 1, Opp (5). SBA/ATT - SINNEN, K (14-19), BEAM, K (7-11), HARTMAN, N (6-7), LIVERS, C (5-6), SINNEN, S (4-5), BENITEZ, J (2-5), DIAZ, V (1-4), BAILEY, G (3-4), MAGUIRE, M (2-3), MATHESON, N (2-2), SMITH, B (2-2), JOSEPHS, J (2-2), LAMB, C (0-2), BAINBRIDGE,A (1-2), BUSBICE, T (1-1).

2016 ODU Baseball
Overall Statistics for Old Dominion (as of Apr 20, 2016)
(All games Sorted by Fielding pct)

Player	c	po	a	e	fld%	dp	sba	csb	sba%	pb	ci
Chris Livers	73	68	5	0	1.000	1	5	1	.833	2	0
Adam Bainbridge	18	4	14	0	1.000	2	1	1	.500	0	0
Seth Woodard	16	11	5	0	1.000	0	0	0	---	0	0
Sam Sinnen	11	4	7	0	1.000	0	4	1	.800	0	0
Joey Benitez	10	1	9	0	1.000	0	2	3	.400	0	0
Turner Bishop	9	9	0	0	1.000	0	0	0	---	0	0
Brett Smith	7	2	5	0	1.000	1	2	0	1.000	0	0
Jake Josephs	6	3	3	0	1.000	0	2	0	1.000	0	0
Victor Diaz	6	2	4	0	1.000	0	1	3	.250	0	0
Grayson Bailey	5	0	5	0	1.000	0	3	1	.750	0	0
Thomas Busbice	3	1	2	0	1.000	0	1	0	1.000	0	0
Nick Walker	93	89	3	1	.989	1	0	0	---	0	0
Grey Finwood	234	218	13	3	.987	21	0	0	---	0	0
Kurt Sinnen	210	192	15	3	.986	9	14	5	.737	4	1
Jason McMurray	187	94	89	4	.979	26	0	0	---	0	0
Kyle Beam	82	65	15	2	.976	1	7	4	.636	1	1
Connor Myers	106	99	3	4	.962	1	0	0	---	0	0
Zach Rutherford	201	55	136	10	.950	20	0	0	---	0	0
Justin Hayes	38	33	3	2	.947	0	0	0	---	0	0
Darius Gillus	15	13	1	1	.933	0	0	0	---	0	0
Nick Lustrino	85	20	59	6	.929	7	0	0	---	0	0
Will Morgan	13	11	0	2	.846	0	0	0	---	0	0
Bryce Windham	6	0	5	1	.833	0	0	0	---	0	0
Culver Lamb	10	2	5	3	.700	0	0	2	.000	0	0
Morgan Maguire	6	0	4	2	.667	0	2	1	.667	0	0
Nick Hartman	3	1	1	1	.667	0	6	1	.857	0	0
Nate Matheson	1	0	0	1	.000	0	2	0	1.000	0	0
Cory Alexander	0	0	0	0	.000	0	0	0	---	0	0
Drew Moyer	0	0	0	0	.000	0	0	0	---	0	0
Totals	1454	997	411	46	.968	33	26	13	.667	7	2
Opponents	1393	970	357	66	.953	24	60	17	.779	5	1

2016 ODU Baseball
Conference statistics for Old Dominion (as of Apr 20, 2016)
(C-USA games only Sorted by Batting avg)

Record: 7-8 Home: 4-5 Away: 3-3 C-USA: 7-8

Player	avg	gp-gs	ab	r	h	2b	3b	hr	rbi	tb	slg%	bb	hp	so	gdp	ob%	sf	sh	sb-att	po	a	e	fld%
Darius Gillus	.500	4-0	2	0	1	0	0	0	1	1	.500	0	0	1	0	.500	0	0	0-0	2	0	1	.667
Will Morgan	.417	7-3	12	1	5	2	0	0	1	7	.583	2	0	2	0	.500	0	0	1-1	2	0	1	.667
Kurt Sinnen	.348	15-13	46	4	16	4	1	0	11	22	.478	8	1	4	2	.446	1	1	1-1	80	7	1	.989
Connor Myers	.323	15-15	62	9	20	3	0	1	13	26	.419	3	1	14	1	.353	2	1	5-5	38	2	3	.930
Zach Rutherford	.300	15-15	60	10	18	2	1	1	10	25	.417	3	2	11	0	.348	1	3	2-3	17	60	3	.963
Turner Bishop	.297	13-9	37	6	11	0	0	1	4	14	.378	1	0	13	0	.316	0	0	0-0	6	0	0	1.000
Justin Hayes	.270	14-11	37	8	10	3	0	0	3	13	.351	4	0	9	0	.341	0	1	3-4	17	2	1	.950
Jason McMurray	.259	15-15	54	6	14	2	0	0	7	16	.296	5	1	12	0	.333	0	2	1-2	45	30	1	.987
Nick Walker	.224	15-15	58	15	13	1	0	0	4	14	.241	6	2	9	0	.309	2	0	8-9	35	1	0	1.000
Chris Livers	.217	9-5	23	2	5	1	0	0	1	6	.261	0	0	2	0	.217	0	0	1-1	33	2	0	1.000
Grey Finwood	.182	12-8	22	2	4	0	0	0	1	4	.182	0	0	8	0	.182	0	2	0-0	72	3	1	.987
Nick Lustrino	.160	15-14	50	5	8	0	0	0	2	8	.160	6	1	4	1	.263	0	2	0-0	7	31	1	.974
Seth Woodard	.143	3-3	7	1	1	0	1	0	1	3	.429	0	2	4	0	.333	0	0	0-0	0	1	0	1.000
Kyle Beam	.080	11-9	25	4	2	2	0	0	4	4	.160	5	2	9	2	.273	1	0	0-0	29	6	2	.946
Cory Alexander	.000	2-0	0	2	0	0	0	0	0	0	.000	0	0	0	0	.000	0	0	0-0	0	0	0	.000
Bryce Windham	.000	7-0	0	2	0	0	0	0	0	0	.000	0	0	0	0	.000	0	0	1-1	0	0	0	.000
Totals	.259	15	495	77	128	20	3	3	63	163	.329	43	12	102	6	.329	7	12	23-27	390	172	16	.972
Opponents	.312	15	497	80	155	24	3	6	71	203	.408	47	6	81	11	.372	9	21	7-12	387	150	22	.961

LOB - Team (106), Opp (111). DPs turned - Team (15), Opp (10). CI - Team (1), BEAM, K 1, Opp (1).

(C-USA games only Sorted by Earned run avg)

Player	era	w-l	app	gs	cg	sho	sv	ip	h	r	er	bb	so	2b	3b	hr	b/avg	wp	hp	bks	sfa	sha
Joey Benitez	0.00	0-0	4	0	0	0/0	0	5.0	5	0	0	2	3	1	0	0	.313	0	0	0	0	1
Grayson Bailey	0.90	1-0	6	0	0	0/0	1	10.0	5	2	1	3	8	1	0	0	.167	4	0	0	1	3
Victor Diaz	2.86	1-2	4	4	0	0/0	0	22.0	31	7	7	3	5	2	1	1	.352	1	0	2	0	3
Nick Hartman	3.24	0-1	5	1	0	0/0	1	8.1	9	5	3	4	12	1	0	0	.273	3	0	0	1	1
Jake Josephs	3.68	1-0	8	0	0	0/0	0	7.1	8	3	3	2	2	0	1	1	.286	0	0	0	1	0
Morgan Maguire	3.86	1-0	6	0	0	0/0	1	9.1	8	4	4	2	9	4	0	1	.235	1	0	0	1	1
Adam Bainbridge	5.09	1-2	5	4	0	0/0	0	17.2	22	13	10	12	9	5	0	1	.328	0	0	0	1	3
Brett Smith	5.27	0-1	6	2	0	0/0	1	13.2	15	8	8	5	4	1	1	2	.313	0	1	0	2	4
Sam Sinnen	6.04	2-1	5	4	0	0/0	0	22.1	26	17	15	7	20	3	0	0	.292	0	2	0	1	2
Culver Lamb	10.61	0-1	8	0	0	0/0	0	9.1	16	14	11	5	6	4	0	0	.381	1	3	0	0	1
Thomas Busbice	12.60	0-0	5	0	0	0/0	0	5.0	10	7	7	2	3	2	0	0	.455	0	0	0	1	2
Totals	4.71	7-8	15	15	0	0/0	4	130.0	155	80	68	47	81	24	3	6	.312	10	6	2	9	21
Opponents	3.98	8-7	15	15	2	2/1	4	129.0	128	77	57	43	102	20	3	3	.259	13	12	0	7	12

PB - Team (3), BEAM, K 1, LIVERS, C 1, SINNEN, K 1, Opp (2). Pickoffs - Team (4), BAINBRIDGE,A 2, SINNEN, S 1, JOSEPHS, J 1.
 SBA/ATT - BEAM, K (3-5), SINNEN, K (3-4), DIAZ, V (1-3), LIVERS, C (1-2), SINNEN, S (2-2), BAINBRIDGE,A (1-2), LAMB, C (0-1),
 HARTMAN, N (1-1), BENITEZ, J (0-1), BUSBICE, T (1-1), BAILEY, G (1-1).

2016 ODU Baseball
Conference statistics for Old Dominion (as of Apr 20, 2016)
(C-USA games only Sorted by Fielding pct)

Player	c	po	a	e	fld%	dp	sba	csb	sba%	pb	ci
Nick Walker	36	35	1	0	1.000	0	0	0	---	0	0
Chris Livers	35	33	2	0	1.000	1	1	1	.500	1	0
Adam Bainbridge	12	2	10	0	1.000	1	1	1	.500	0	0
Turner Bishop	6	6	0	0	1.000	0	0	0	---	0	0
Sam Sinnen	4	2	2	0	1.000	0	2	0	1.000	0	0
Victor Diaz	4	2	2	0	1.000	0	1	2	.333	0	0
Grayson Bailey	3	0	3	0	1.000	0	1	0	1.000	0	0
Morgan Maguire	3	0	3	0	1.000	0	0	0	---	0	0
Jake Josephs	2	0	2	0	1.000	0	0	0	---	0	0
Thomas Busbice	1	0	1	0	1.000	0	1	0	1.000	0	0
Seth Woodard	1	0	1	0	1.000	0	0	0	---	0	0
Brett Smith	1	0	1	0	1.000	0	0	0	---	0	0
Joey Benitez	1	0	1	0	1.000	0	0	1	.000	0	0
Kurt Sinnen	88	80	7	1	.989	7	3	1	.750	1	0
Jason McMurray	76	45	30	1	.987	11	0	0	---	0	0
Grey Finwood	76	72	3	1	.987	6	0	0	---	0	0
Nick Lustrino	39	7	31	1	.974	3	0	0	---	0	0
Zach Rutherford	80	17	60	3	.963	9	0	0	---	0	0
Justin Hayes	20	17	2	1	.950	0	0	0	---	0	0
Kyle Beam	37	29	6	2	.946	1	3	2	.600	1	1
Connor Myers	43	38	2	3	.930	1	0	0	---	0	0
Culver Lamb	4	1	2	1	.750	0	0	1	.000	0	0
Darius Gillus	3	2	0	1	.667	0	0	0	---	0	0
Will Morgan	3	2	0	1	.667	0	0	0	---	0	0
Bryce Windham	0	0	0	0	.000	0	0	0	---	0	0
Nick Hartman	0	0	0	0	.000	0	1	0	1.000	0	0
Cory Alexander	0	0	0	0	.000	0	0	0	---	0	0
Totals	578	390	172	16	.972	15	7	5	.583	3	1
Opponents	559	387	150	22	.961	10	23	4	.852	2	1