



2016 ODU BASEBALL

ODU MONARCHS (19-7, 3-3 C-USA)

Probable Starters

Friday: RHP Sam Sinnen

Saturday: RHP Victor Diaz

Sunday: RHP Brett Smith

FLORIDA ATLANTIC OWLS (18-4, 5-1 C-USA)

Probable Starters

Friday: LHP Brandon Rhodes

Saturday: RHP Marc Stewart

Sunday: LHP Sean Labsan

SCHEDULE/RESULTS (19-7, 3-3)

FEBRUARY (6-1)			
Fri. 19	#10 NC State (1)	W, 5-0	
Sat. 20	Kent State (1)	W, 2-0	
Sun. 21	Appalachian State (1)	W, 12-3	
Tue. 23	Norfolk State	W, 5-3	
Fri. 26	Manhattan (2)	W, 6-5	
Sat. 27	Virginia Tech (2)	L, 1-22	
Sun. 28	Delaware (2)	W, 10-4	

MARCH (13-6)			
Tue. 1	Liberty	W, 7-6	
Fri. 4	Rutgers	W, 4-2	
Sat. 5	Rutgers	W, 7-4	
Sun. 6	Rutgers	L, 2-5	
Wed. 9	VCU	W, 3-1	
Fri. 11	West Virginia	L, 3-4	
Sat. 12	West Virginia	W, 5-4 (10)	
Sun. 13	West Virginia	L, 5-6 (12)	
Tue. 15	Princeton	W, 7-6	
Wed. 16	Princeton	W, 10-4	
Fri. 18	WKU *	W, 8-3	
Fri. 18	WKU *	W, 4-2	
Sun. 20	WKU *	W, 12-8	
Tue. 22	VMI	W, 8-2	
Wed. 23	VMI	W, 6-5	
Fri. 25	Rice *	L, 1-3	
Sat. 26	Rice *	L, 2-6	
Sun. 27	Rice *	L, 2-8	
Wed. 30	#20 Virginia	W, 5-4	

APRIL (0-0)			
Fri. 1	Florida Atlantic *	6:00 p.m.	
Sat. 2	Florida Atlantic *	3:00 p.m.	
Sun. 3	Florida Atlantic *	1:00 p.m.	
Wed. 6	William & Mary	6:00 p.m.	
Fri. 8	FIU *	7:00 p.m.	
Sat. 9	FIU *	6:00 p.m.	
Sun. 10	FIU *	12:00 p.m.	
Tue. 12	William & Mary	7:00 p.m.	
Fri. 15	UTSA *	6:00 p.m.	
Sat. 16	UTSA *	4:00 p.m.	
Sun. 17	UTSA *	12:00 p.m.	
Tue. 19	VMI	6:00 p.m.	
Fri. 22	LA Tech *	7:00 p.m.	
Sat. 23	LA Tech *	4:00 p.m.	
Sun. 24	LA Tech *	12:00 p.m.	
Tue. 26	Virginia (#)	12:00 p.m.	
Fri. 29	UAB *	6:00 p.m.	
Sat. 30	UAB *	3:00 p.m.	

MAY (0-0)			
Sun. 1	UAB *	1:00 p.m.	
Fri. 6	Charlotte *	6:00 p.m.	
Sat. 7	Charlotte *	2:00 p.m.	
Sun. 8	Charlotte *	1:00 p.m.	
Wed. 11	Liberty	3:00 p.m.	
Fri. 13	MTSU *	6:00 p.m.	
Sat. 14	MTSU *	3:00 p.m.	
Sun. 15	MTSU *	12:30 p.m.	
Tue. 17	VCU (+)	7:00 p.m.	
Thu. 19	Marshall *	2:00 p.m.	
Fri. 20	Marshall *	2:00 p.m.	
Sat. 21	Marshall *	2:00 p.m.	
W-S 25-29	C-USA Tournament	TBA	

Home games in **BOLD**
 (*) C-USA Game
 (1) Caravelle Resort Tournament hosted by CCU
 (2) ODU Baseball Tournament
 (#) Game at Harbor Park
 (+) Game at War Memorial (Keydog Classic)
Rankings based on D1Baseball Poll

HOW TO TUNE IN

Watch the games live through ODU's stream on Monarch Media (odusports.com). Fans can sign up for the stream on the ODU website (odusports.com) for \$9.95 per month. Live stats can be found on odusports.com.

SERIES RECORD

Florida Atlantic holds a slight 3-4 advantage in the all-time series that started in 2014. Last season, the Owls defeated the Monarchs 3-of-4 times, including a 6-4 win in the Conference USA tournament.

ABOUT ODU (19-7, 3-3 C-USA)

The Baseball Monarchs are coming off a thrilling victory over No. 20 Virginia, marking the programs fourth-straight win over the defending national champions. ODU scored four runs in the top of the eighth to take the lead from the Cavaliers, which included Seth Woodard's first career hit, and won it in the top of the ninth off a RBI single from Connor Myers.

The win also marked the second nationally ranked team ODU has defeated this season and the ninth since head coach Chris Finwood took over the program. The Monarchs opened the year with a 5-0 shutout over then No. 10 NC State and will play three against the 17th-ranked Owls this weekend.

In just five years at the helm of the program, the 2014 ABCA East Region Coach of the Year, Chris Finwood has put the Monarchs back into the national spotlight. He has notched a 131-120 overall record while at ODU and helped lead the program to a NCAA Regional appearance in 2014. Before coming to ODU, Finwood made stops at VMI and WKU and has posted a career coaching record of 373-371.

Friday Starter: Sam Sinnen (RHP, Jr., 1.99 ERA, 2-1)

Sinnen is making his seven start as the Friday night pitcher. He has pitched in 31.2 innings and has recorded 22 strikeouts, second most on the team. He currently ranks third in C-USA with a 1.99 ERA.

Saturday Starter: Victor Diaz (RHP, Rsr., 1.53 ERA, 3-1)

Diaz has worked his way into the weekend lineup and is making his second start and his sixth overall this season. He leads the team and ranks second in C-USA with a 1.53 ERA in 29.1 innings. He has allowed just five earned runs and has fanned 18 batters.

FIRST PITCH

SITE: Norfolk, Va.
 Bud Metheny Baseball Complex
RADIO: Monarch Media
WEBCAST: Monarch Media
STATS: odusports.com

ODU BASEBALL MEDIA

CONTACT: Maggie Bonner
EMAIL: meroy@odu.edu
TWITTER: @ODUSports
 @ODUBaseball

2016 SEASON HIGHLIGHTS

- The two consecutive shutouts (NC State 5-0 & Kent State 2-0) to start the season marked the first time since 1995 ODU had two straight and the first time since 1992 the Monarchs have opened the season with two shutouts.
- Myers' walk-off home run against Liberty was the first since Mike Perez led off the bottom of the ninth inning with a solo homer against Longwood at the Bud on May 15, 2013.
- ODU's earned its first 3-0 start to C-USA play and first sweep to open conference play since 2008 (Delaware) after defeating WKU three times.
- Kurt Sinnen's walk-off hit against VMI marked the third for ODU this season. Kyle Beam singled to beat Manhattan and Myers knocked one out of the park against Liberty.
- The 5-4 win over UVA marked the program's fourth straight win over the defending national champions

PROBABLE STARTERS BY POSITION (SUBJECT TO CHANGE)

POS.	NO.	NAME	BA	GP-GS	H	2B	3B	HR	RBI
C	14	Kurt Sinnen	.266	25-21	21	3	1	1	12
1B	6	Grey Finwood	.127	24-19	7	1	0	0	3
2B	2	Jason McMurray	.237	26-26	23	7	1	1	13
3B	22	Nick Lustrino	.250	26-25	22	2	0	0	9
SS	15	Zach Rutherford	.277	26-26	28	3	2	0	14
LF	1	Justin Hayes	.279	25-16	17	2	1	0	10
CF	9	Connor Myers	.321	26-26	34	7	0	3	15
RF	4	Nick Walker	.287	26-26	27	4	2	0	19
DH	11	Kyle Beam	.242	19-17	16	3	1	3	16

P	NO.	NAME	W-L	ERA	IP	H	ER	SO	BB
RHP	34	Sam Sinnen	2-1	1.99	31.2	24	7	22	5
RHP	32	Victor Diaz	3-1	1.53	29.1	24	5	18	6
RHP	24	Brett Smith	1-0	2.45	22.0	21	6	14	5

STATISTICAL BREAKDOWN		
VS FLORIDA ATLANTIC		
Monarchs	Hitting	Owls
.257	AVG.	.300
.352	SLUG	.419
.353	OB%	.400
142	RUNS	150
225	HITS	222
38	2B	41
9	3B	7
9	HR	11
126	RBI	133
181	SO	138
119	BB	102
37-51	SB-SA	14-18
Monarchs	Pitching	Owls
4.04	ERA	2.48
236.1	IP	196.0
162	SO	158
.269	B/AVG.	.218
Monarchs	Fielding	Owls
709	PO	588
297	A	245
35	E	17
.966	Fld. %	.980
26	DP	23

C-USA PLAYERS OF THE WEEK

Feb. 22	H	Esteban Puerta, 1B, FAU
Feb. 22	P	Sam Sinnen, RHP, ODU
Feb. 29	H	Thomas Peter, LF, WKU
Feb. 29	P	Tyler Clancy, LHP, LA Tech
Mar. 7	H	Chandler Hall, SS, LA Tech
Mar. 7	P	Jon Duplantier, RHP, Rice
Mar. 14	H	Drew Ober, DH, Charlotte
Mar. 14	P	Ricardo Salinas, RHP, Rice
Mar. 21	H	Kerr (FAU) & Sandlin (USM)
Mar. 21	P	Aaron Burns, RHP, UTSA
Mar. 28	H	Charlie Warren, RF, Rice
Mar. 28	P	Jon Duplantier, RHP, Rice

P - Pitcher
H - Hitter

Sunday Starter: Brett Smith (RHP, Fr., 2.45 ERA, 1-0)

Smith is third on the team with a 2.45 ERA and earned his first career save in the 5-4 win over Virginia. He has fanned 14 batters in 22.0 innings pitched and has allowed just six earned runs.

SCOUTING FLORIDA ATLANTIC (18-4, 5-1 C-USA)

Florida Atlantic has not seen a field for competition since March 26 against UAB, as its last two games against Florida Gulf Coast and No. 2 Miami were postponed. The Owls swept the Blazers in a three-game series in Boca Raton and sit atop the Conference USA standings with Rice and Southern Miss with a 5-1 record.

C.J. Chatham, the C-USA Preseason Player of the Year, leads the team with a .374 average, 34 hits and seven doubles. He has also notched 17 RBIs on the year. Esteban Puerta tops the Owls with 24 RBIs and three home runs, as he is hitting .349 so far this season. Marc Stewart (2.18 ERA), Brandon Rhodes (3.89 ERA) and David McKay (4.50 ERA) have been the Owls consistent starters on the mound. McKay leads all pitchers with 26 strikeouts in 15.0 innings pitched, while Rhodes (20) is second and Stewart is third (17).

John McCormack is now in his eighth season as head baseball coach at Florida Atlantic in 2016 after serving 11 years as associate head coach and seven years as an assistant coach. McCormack led the 2015 squad to another NCAA Regional appearance and national recognition as the Owls ranked as high as No. 12 in the polls. FAU's 42-19 mark became the best record under McCormack's direction as the Owls finished second in Conference USA and earned the No. 2 seed in the Gainesville regional.

Friday Starter: Brandon Rhodes (LHP, Sr., 3.89 ERA, 4-2)

Started in six games with one complete game this season ... Holds a 3.89 ERA in 39.1 innings pitched ... Allowed 38 hits and 17 earned runs ... Fanned 20 batters.

2015: Went 4-1 on the year with 16 appearances and career-high 14 starts ... Tossed 41 strikeouts in 78.2 innings of work ... Gave up just 18 extra-base hits with only three home runs ... Pitched career-high seven innings against Marshall on April 5 ... Dealt career-high seven strikeouts against FIU on April 12.

Saturday Starter: Marc Stewart (RHP, So., 2.18 ERA, 3-0)

Made an appearance and started in six games ... Pitched 33.0 innings and has allowed 26 hits and just eight earned runs ... Struck out 17 batters.

2015: Transferred from Hillsborough Community College ... 2-4 record with 1.77 ERA in regular season.

Sunday Starter: Sean Labsan (LHP, Jr., 0.56 ERA, 3-0)

Started in three games this season and has pitched in 16.0 innings ... Allowed eight hits and just one earned run.

2015: Made 11 starts and 14 appearances on the hill ... Owned 3.61 ERA with 39 strikeouts over 47.1 innings ... Struck out career-high 10 in six innings at No. 6 UCF on March 31 ... Hit .278 with three doubles, one home run and 13 RBI, scoring ten runs.

LAST TIME OUT

The Old Dominion baseball team put together a valiant comeback in the eighth inning to record a 5-4 victory over No. 20 Virginia on Wednesday afternoon at Davenport Field. The win marked the program's fourth straight win over the defending national champions, as ODU moved to 19-7 overall and recorded its second win over a ranked team this season.

The Cavaliers put two runs on the board with two outs in the bottom of the third inning. Ernie Clement struck out swinging, but reached first base on a wild pitch to keep UVA alive. Matt Thaiss the singled to right center, advancing Clement to third base. Pavin Smith followed with a double to left center to score Thaiss and Clement. After a solo shot from Doak Dozier in the bottom of the sixth, Virginia led Old Dominion heading into the seventh inning.

The Monarchs' bats came alive in the top of the eighth inning, driving in four runs to take the lead from the Cavaliers (4-3). Nick Lustino led off the inning with a single to right field and was sent to home after Chris Livers, a pinch hitter, doubled down the left field line. Kyle Beam also came in to pinch hit and drilled one up the middle to score both Lustino and Livers pull ODU within one (3-2). The speedy Connor Myers beat out a double play to keep the ODU momentum flowing and advanced all the way to third after two fielding errors after a Zach Rutherford fielder's choice. Nick Walker tied the game (3-3) with a sac fly that sent Myers home. Designated hitter Seth Woodard notched his first career hit, and a big one at that, as he doubled through the left side to score Rutherford and give ODU the 4-3 advantage.

The Cavaliers once again scored with two outs on the board, as Virginia tied the game (4-4) in the bottom of the eighth inning.

With two outs and runners on first and third, Myers singled through the left side to once again put ODU on top 5-4 heading into the bottom of the ninth. Brett Smith came in to pitch for the Monarchs and retired 3-of-4 UVA batters to secure the win for ODU.

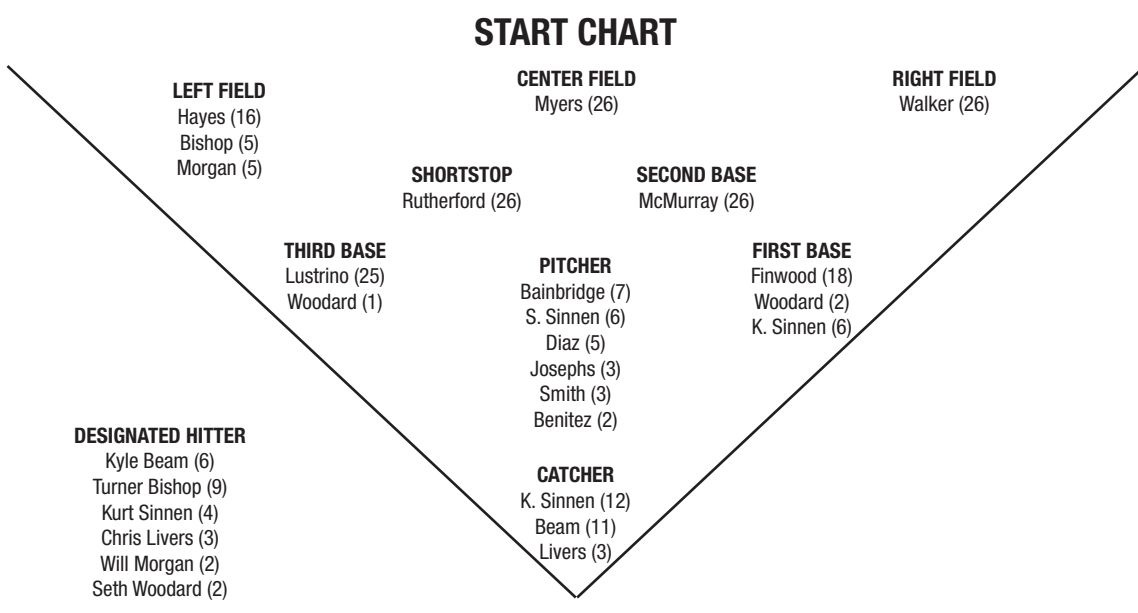
Grayson Bailey earned the win for the Monarchs and moved to 2-0 on the season, while Smith picked up his first save of the year. Sinnen finished the game 2-for-4, while Myers went 2-for-5 with one RBI and one run. Lustino also went 1-for-3 and posted two runs.

Alec Bettinger suffered the loss for UVA, allowing three hits and the game-winning run in 1.2 innings. Daniel Pinero led the Cavaliers with a 2-for-3 showing that included a run.

ROSTER BREAKDOWN		
PITCHERS: 15 (9 RHP, 6 LHP)		
10	Nick Hartman	RHP
16	Thomas Busbice	RHP
17	Culver Lamb	RHP
18	Grayson Bailey	LHP
21	Morgan Maguire	RHP
24	Brett Smith	RHP
28	Jake Josephs	LHP
31	Nate Matheson	LHP
32	Victor Diaz	RHP
34	Sam Sinnen	RHP
40	Adam Bainbridge	LHP
42	Joey Benitez	LHP
43	Isaiah Nelson	LHP
44	Drew Moyer	RHP
45	Jack Jett	RHP
OUTFIELDERS: (6)		
1	Justin Hayes	L/L
4	Nick Walker	R/R
7	Will Morgan	L/R
9	Connor Myers	R/R
23	Cory Alexander II	R/R
33	Turner Bishop	L/L
INFIELDERS: (8)		
2	Jason McMurray	R/R
6	Grey Finwood	R/R
15	Zach Rutherford	R/R
19	Darius Gillus	R/R
20	Bryce Windham	L/R
22	Nick Lustrino	L/R
25	Seth Woodard	R/R
29	Evan Baer	R/R
CATCHERS: (4)		
11	Kyle Beam	R/R
14	Kurt Sinnen	L/R
26	Chris Livers	R/R
37	Neil Ring	R/R
BATTING HAND:		
Right	20	
Left	13	
THROWING HAND:		
Right	25	
Left	8	
STATE:		
Iowa	1	
Maryland	2	
Michigan	1	
Nebraska	1	
New Jersey	4	
Oregon	1	
Pennsylvania	1	
Texas	1	
Virginia	21	
CLASS:		
Seniors	7	
Juniors	9	
Sophomores	5	
Freshmen	12	

No.	Name	Pos.	B/T	Ht.	Wt.	Yr.	Hometown (Last School)
1	Justin Hayes	OF	L/L	5-8	150	So.	Chesapeake, Va. (Western Branch)
2	Jason McMurray	INF	R/R	6-1	200	RSr.	West Des Moines, Iowa (Iowa Western)
4	Nick Walker	INF/OF	R/R	6-0	195	Jr.	Virginia Beach, Va. (Kellam)
6	Grey Finwood	INF	R/R	6-3	200	RSo.	Norfolk, Va. (Maury)
7	Will Morgan	OF	L/R	6-1	180	Fr.	Middletown, N.J. (Christian Brothers Academy)
9	Connor Myers	OF	R/R	5-11	180	Sr.	Middletown, Md. (Middletown)
10	Nick Hartman	RHP	R/R	6-2	180	Jr.	Katy, Texas (LSU-Eunice)
11	Kyle Beam	C	R/R	6-0	225	Jr.	Hood River, Ore. (Lane CC) (Hood River Valley)
14	Kurt Sinnen	C/1b	L/R	5-11	200	Jr.	Virginia Beach, Va. (Kellam)
15	Zach Rutherford	INF	R/R	6-2	180	So.	Chesapeake, Va. (Western Branch)
16	Thomas Busbice	RHP	R/R	6-1	205	Sr.	Papillion, Neb. (Iowa Western)
17	Culver Lamb	RHP	R/R	6-3	195	So.	Virginia Beach, Va. (Chipola College)
18	Grayson Bailey	LHP	L/L	6-1	210	RSr.	Virginia Beach, Va. (Lee University)
19	Darius Gillus	INF	R/R	5-11	205	RFr.	Chesterfield, Va. (L.C. Bird)
20	Bryce Windham	INF	L/R	6-0	170	Fr.	Monroe, Mich. (Saint Mary Catholic Central)
21	Morgan Maguire	RHP	L/R	6-2	205	Fr.	Rumson, N.J. (Rumson-Fair Haven Regional)
22	Nick Lustrino	INF	L/R	6-0	185	RSr.	Spring Lake, N.J. (Manasquan)
23	Cory Alexander II	OF	R/R	6-0	170	Fr.	Goochland, Va. (Goochland)
24	Brett Smith	RHP	R/R	6-4	195	Fr.	Chesapeake, Va. (Grassfield)
25	Seth Woodard	INF	R/R	6-2	220	Fr.	Newport News, Va. (Woodside)
26	Chris Livers	C	R/R	5-9	180	Sr.	Virginia Beach, Va. (First Colonial)
28	Jake Josephs	LHP	L/L	5-11	190	RJr.	Fairfax Station, Va. (South County)
29	Evan Baer	INF	R/R	6-1	200	Fr.	Virginia Beach, Va. (Princess Anne)
31	Nate Matheson	LHP	L/L	6-3	225	So.	Hampton, Va. (Kecoughtan)
32	Victor Diaz	RHP	R/R	6-0	195	RSr.	Perth Amboy, N.J. (St. Joseph's)
33	Turner Bishop	OF	L/L	6-1	195	Jr.	Virginia Beach, Va. (Kellam)
34	Sam Sinnen	RHP	R/R	5-11	205	Jr.	Virginia Beach, Va. (Kellam)
37	Neil Ring	C	R/R	5-10	195	Fr.	Appomattox, Va. (Blair Academy)
40	Adam Bainbridge	LHP	L/L	6-3	190	Jr.	Sinking Spring, Pa. (Wilson)
42	Joey Benitez	LHP	L/L	6-1	185	Jr.	Crofton, Md. (Archbishop Spalding)
43	Isaiah Nelson	LHP	L/L	5-11	170	Fr.	Norfolk, Va. (Norfolk Academy)
44	Drew Moyer	RHP	R/R	6-6	200	Fr.	Newport News, Va. (Woodside)
45	Jack Jett	RHP	R/R	6-4	205	Fr.	Reedville, Va. (Northumberland)

<p>Coaching Staff: Head Coach: 5 - Chris Finwood (VMI, '88), 5th season Assistant Coach: 12 - Karl Nonemaker Assistant Coach: 13 - Mike Marron Volunteer Coach: 8 - Logan Robbins Director of Operations - B.J. Burton</p>	<p>Pronunciation Guide 16 - Thomas Busbice (Bus-biss) 22 - Nick Lust-ree-no 26 - Chris Livers (Lie-vers) 29 - Evan Baer (Bear) AC - Karl Nonemaker (None-ah-maker)</p>
--	--



2016 BASEBALL STANDINGS

	C-USA				All Games						
	W-L	Pct.	H	A	W-L	Pct.	H	A	N	L-10	Streak
Florida Atlantic	5-1	.833	3-0	2-1	18-4	.818	12-2	4-2	2-0	8-2	W 3
Southern Miss	5-1	.833	3-0	2-1	19-7	.731	13-2	3-2	3-3	7-3	L 1
Rice	5-1	.833	3-0	2-1	15-9	.625	11-5	4-1	0-3	7-3	W 6
Old Dominion	3-3	.500	3-0	0-3	19-7	.731	13-2	3-5	3-0	7-3	W 1
Louisiana Tech	3-3	.500	2-1	1-2	14-7	.667	9-2	3-4	2-0	6-4	W 5
WKU	3-3	.500	3-0	0-3	14-10	.583	8-4	4-6	2-0	4-6	L 1
Marshall	3-3	.500	1-2	2-1	13-10	.565	10-3	3-6	0-1	6-4	L 1
Charlotte	3-3	.500	2-1	1-2	12-13	.480	9-9	2-3	1-1	6-4	L 1
FIU	2-4	.333	1-2	1-2	13-15	.464	10-9	3-6	0-0	5-5	W 1
UAB	2-4	.333	2-1	0-3	10-15	.400	10-7	0-8	0-0	4-6	W 1
Middle Tennessee	1-5	.167	1-2	0-3	12-13	.480	7-5	4-8	1-0	3-7	L 4
UTSA	1-5	.167	1-2	0-3	10-14	.417	6-7	4-7	0-0	2-8	L 5

QUICK FACTS

GENERAL INFORMATION

LocationNorfolk, Va. 23529
 Enrollment..... 24,672
 Founded .1930 (Norfolk Division of College of W&M)
 NicknameMonarchs
 Colors..... Slate Blue, Silver, Light Blue
 Stadium..... Bud Metheny Baseball Complex (2,500)
 Dimensions..... LF & RF (325), CF (395), Alleys (375)
 Surface..... Natural Grass
 Press Box Phones 757-683-5036 / 4142
 Conference..... Conference USA

UNIVERSITY PERSONNEL

PresidentJohn R. Broderick (Northeastern)
 Faculty Representative..... Tim Seibles
 Athletic Director. Dr. Wood Selig (Washington & Lee)
 Assoc. Athletic Director (Baseball)Deb Polca
 Athletic Department Phone..... 757-683-3375
 Athletic Ticket Office 757-683-4444

COACHING STAFF

Head Coach Chris Finwood (VMI '88)
 Record at ODU112-113 (5th season)
 Career Record.....354-364 (14th year)
 Assistant Coaches.....
Karl Nonemaker (Vanderbilt '02)
 Mike Marron (Holy Cross, '05)
Logan Robbins (WKU, '11) / Volunteer
 Director of Operations..... B.J. Burton
 Office Phone 757-683-4230

TEAM INFORMATION

2015 Record..... 27-29
 2015 C-USA Record..... 13-17 (7th)
 School Record For Wins50-11 in 1985
 Conference Championships
 '85 (Sun Belt), '94, '95, '96 (CAA)
 NCAA Appearances
 '82, '85, '90, '94, '95, '96, '00, '14
 Starting Pos. Players Returning/Lost 4/5
 Starting Pitchers Returning/Lost..... 4/1
 Letterman Returning/Lost 18/13

THE NITTY GRITTY

Old Dominion is 19-7 overall and according to WarrenNolan.com has a RPI rating of 25 and is ranked 68th in strength of schedule. The Baseball Monarchs are 5-3 against top 50 RPI teams, 7-3 against 51-100, 3-1 against 101-200 and 4-0 against 200+ RPI teams. ODU is also a part of the conference that is 127-82 overall with the fourth highest conference RPI in the nation (0.5395) out of 31 total conferences. The ACC ranks first, followed by the SEC and Pac 12. C-USA is ranked ahead of two power five conferences, the Big 12 (5) and Big Ten (9).

HOME AWAY FROM HOME

Old Dominion will host 28 games at the Bud Metheny Baseball Complex this season, including 15 Conference USA games. The natural grass stadium seats 2,500 people and houses one of the best atmospheres in college baseball. This season, ODU is 13-2 at home. The Monarchs had its six-game home winning streak snapped against Virginia Tech on Feb. 27, but have responded and are on a seven-game winning streak at home currently and a seven-game C-USA winning streak at the Bud.

THICK AS THIEVES

The Old Dominion Monarchs have already stolen 37 bases this season in 51 attempts, as 11 different players have stolen at least one base so far. ODU's opponents have only stolen 21-of-29 bases this season. Zach Rutherford leads the way on the base path with seven steals in eight attempts. As a team, the Monarchs rank 45th in the nation in total stolen bases and first in C-USA, while ranking 60th in stolen bases per game (1.44), which is third in the conference.

Below is the season's breakdown.

Player	SB	ATT
Rutherford	7	8
Myers	7	11
Walker	5	7
Hayes	5	8
McMurray	3	4
Lustrino	3	5
Finwood	2	2
K. Sinnen	2	2
Morgan	1	2
Woodard	1	1
Bishop	1	1
Totals	36	50

RECEIVING VOTES

Old Dominion enters the week of competition receiving votes in the National Collegiate Baseball Writers Association (NCBWA) Division I Poll. Florida Atlantic (17) is the only C-USA school ranked, while ODU, Rice and Southern Miss are receiving votes.

UPCOMING GAMES IN C-USA

Friday, April 1

Southern Miss at Charlotte 5:00p
(17) Florida Atlantic at Old Dominion 5:00p
Louisiana Tech at Marshall (CH) 5:00p
FIU at UTSA 6:00p
Rice at Middle Tennessee 6:00p
WKU at UAB 6:30p

Saturday, April 2

Southern Miss at Charlotte 1:00p
(18) Florida Atlantic at Old Dominion 2:00p
Louisiana Tech at Marshall (CH) 2:00p
FIU at UTSA 2:00p
WKU at UAB 2:00p
Rice at Middle Tennessee 3:00p

Sunday, April 3

Southern Miss at Charlotte 10:00a
(18) Florida Atlantic at Old Dominion 12:00p
Louisiana Tech at Marshall (CH) 12:00p
FIU at UTSA 12:00p
WKU at UAB 1:00p
Rice at Middle Tennessee 1:00p

All Times Central
Conference games in bold
 BB&T – BB&T Stadium, Charlotte, N.C.
 CH – Charleston, W. Va.

MULTI-HIT GAMES

PLAYER	2	3	4	5+	TOTAL
Zach Rutherford	5	3	-	-	8
Nick Walker	3	4	-	-	7
Connor Myers	3	2	2	-	7
Nick Lustrino	6	-	-	-	6
Kyle Beam	5	1	-	-	6
Jason McMurray	6	-	-	-	6
Justin Hayes	3	1	-	-	4
Kurt Sinnen	3	-	-	-	3
Will Morgan	2	-	-	-	2
TEAM	36	11	2	0	49

CAREER MULTI-HIT GAMES

PLAYER	2	3	4	5+	TOTAL
Connor Myers	32	11	3	-	46
Nick Walker	27	8	1	-	36
Zach Rutherford	11	10	-	-	21
Jason McMurray	15	2	-	-	17
Nick Lustrino	12	-	-	-	12
Justin Hayes	7	2	-	-	9
Kurt Sinnen	7	-	-	-	7
Chris Livers	2	-	-	-	2
Kyle Beam	5	1	-	-	6
Will Morgan	2	-	-	-	2

MULTI-RBI GAMES

PLAYER	2	3	4	5+	TOTAL
Nick Walker	3	-	-	1	4
Kyle Beam	3	2	-	-	5
Connor Myers	3	1	-	-	4
Jason McMurray	2	1	-	-	3
Kurt Sinnen	1	1	-	-	2
Justin Hayes	2	-	-	-	2
Turner Bishop	1	-	-	-	1
Will Morgan	-	1	-	-	1
Grey Finwood	1	-	-	-	1
Zach Rutherford	-	1	-	-	1
TEAM	16	7	0	1	24

CAREER MULTI-RBI GAMES

PLAYER	2	3	4	5+	TOTAL
Nick Walker	18	2	-	1	21
Connor Myers	8	8	-	-	16
Jason McMurray	4	3	1	-	8
Zach Rutherford	2	2	1	-	5
Kyle Beam	3	2	-	-	5
Nick Lustrino	3	-	-	-	3
Kurt Sinnen	2	1	-	-	3
Justin Hayes	3	-	-	-	3
Chris Livers	1	-	-	-	1
Turner Bishop	1	-	-	-	1
Will Morgan	-	1	-	-	1
Grey Finwood	1	-	-	-	1

The number of votes in not known, as the point getters are listed alphabetically.

The Monarchs are also receiving votes in the most recent *USA Today* Coaches Poll. The Baseball Monarchs are getting 3 votes, putting them 43rd in the poll.

REACHING NEW HEIGHTS

The Baseball Monarchs continued its best start in a decade by moving to 18-4 after taking two against the VMI Keydets. The record marked the best 22-game start since 2006 (19-3) and after sweeping the Hilltoppers in the C-USA opening weekend, ODU recorded its first ever 3-0 start to C-USA play and its first sweep to open conference play since 2008 against Delaware. In the Monarchs 8-2 win over VMI on March 22, the team hit for the cycle with the first four batters of the game. Myers notched a double, Rutherford hit a single, Walker posted a triple and Kyle Beam knocked one out of the park.

COMMONWEALTH SUCCESS

Since head coach Chris Finwood took over the program in 2012, ODU has had great success over other schools from the Commonwealth State. The Monarchs have been especially dominant at home against in-state competition, holding a 25-15 record in games played at either the Bud Metheny Baseball Complex, Harbor Park or War Memorial Stadium. In the five games against teams from Virginia this season, ODU is 6-1, including a 5-4 victory over defending National Champions UVA. The Monarchs defeated Norfolk State, Liberty, VCU and UVA so far this season, but fell to Virginia Tech. ODU is set to face VMI and UVA one more time, along with a home and away series with William and Mary.

OVERALL RECORD VS VIRGINIA TEAMS

vs. VMI 14-1	vs. Richmond 3-2	Virginia Tech 0-1
vs. Virginia 4-2	vs. Radford 1-0	
vs. James Madison 4-2	vs. Norfolk State 3-2	
vs. George Mason 3-3	vs. W&M 7-3	
vs. VCU 3-6	vs. Va. State 1-0	
vs. Liberty 3-6	Longwood 1-1	

CARDIAC MONARCHS

The Monarchs have had a habit of taking things down to the wire the past 10 seasons, playing in 116 games decided by one run. The school record for most one-run games was set during the 1988 season under Mark Newman when they team played in 23 close games. ODU played in nine one-run decisions last season, and the trend seems to be climbing this year, as the Monarchs have already played in eight one-run games, with three walk-off wins. Kurt Sinnen's walk-off hit against VMI marked the third for ODU, as Kyle Beam singled to beat Manhattan and Myers knocked one out of the park against Liberty.

2007	12	2012	9
2008	10	2013	12
2009	15	2014	15
2010	17	2015	9
2011	9	2016	8

BABE AND BUD

Everyone knows who Bud Metheny is in the baseball world, but little know that he was the last New York Yankee to wear No. 3, Babe Ruth's number, before it was retired in honor of the star in 1948. Bud played for the Yankees from 1938-47, where he played in the second and last game of the 1943 World Series as the Yankees defeated the St. Louis Cardinals. In 1984, to honor Bud and his days with the Yankees, Old Dominion University adopted the Yankees uniform with the blue pinstripes.

The 1940 William and Mary graduate (he earned his M.Ed from William and Mary in 1952) launched a managerial career in 1948 piloting the Boston Red Sox Class "D" team in Baxley, GA. He spent the next season in the Piedmont League (Class "B") playing outfield for the Portsmouth team in 1949-50, and managing the Newport News team in 1950. Despite those commitments, Metheny still found time to begin his 32-year Old Dominion career in the spring of 1948.

Metheny joined the athletic staff in 1948 as head baseball coach compiling a 423-363-6 record before retiring in 1980. He was honored by the NCAA as the Eastern Regional Coach of the Year in 1963 and 1964 when his Monarchs captured College Division crowns those two years. Metheny was named National Coach of the Year in 1964. In 1980, his final season as the Monarchs head coach, ODU captured the Virginia State Championship by defeating the University of Virginia.

TOUGH SCHEDULE AHEAD

The Baseball Monarchs are not a team to shy away from playing some of the toughest teams in the nation. ODU will once again face the cream of the crop in 2016. Three of ODU's opponents are ranked in the top 25 polls, including the Monarchs' fist matchup of the season NC State. Additionally, five of ODU's opponents advanced to the NCAA Regionals in 2015, two reached the Super Regionals and one went to Omaha for the College World Series, including eventual CWS Champion UVA. The Monarchs defeated UVA in Charlottesville and will face the Cavaliers again at Harbor Park and have

yet to face Florida Atlantic who is climbing up the rankings.

A FAMILY AFFAIR

Sam and Kurt Sinnen, fraternal twins, have been playing baseball together since they were little. They grew up and played at the same high school and now the same University. Sam made the decision to attend Old Dominion first and his brother quickly followed. The Sinnen family also made the decision to become the legal guardians of Turner Bishop, a young man who played baseball with the Sinnen twins at Kellam High School. Bishop has become one of the Monarchs most deadly hitters, starting some games as a designated hitter.

The family atmosphere doesn't stop there, as Grey Finwood is playing for his father, head coach Chris Finwood. Grey, now a sophomore at ODU, started in the first seven games for the Monarchs at first base.

EXTRA INNINGS WITH CHRIS FINWOOD

Extra Innings with Chris Finwood debuts March 7 on ESPN Radio 94.1. The show will air every Monday evening. Finwood will give a recap of the previous week's games and upcoming Monarch baseball games as well as player interviews with host and ODU Director of Broadcasting Ted Alexander.

NO RUNS FOR YOU

In ODU's opening two games, the Monarchs did not allow a run, marking the first time since 1992 that the program started the season two-straight shutouts. The games also marked the first time since 1995 that ODU has notched back-to-back shutouts. ODU opened the 1992 season with back-to-back shutouts over Coppin State (12-0 and 10-0) and put two together in 1995 with wins over Towson (7-0) at home then at Liberty (5-0).

OLD DOMINION MAKES BOLD STATEMENT (D1BASEBALL.COM THOUGHTS OF THE DAY - FEB. 20)

"I'll be very honest about the Monarchs. When doing the Conference USA preview a few weeks ago, I made the comment to one of my colleagues at D1Baseball that ODU felt like a team that had the potential to be very good in that league. The Monarchs had some projectable arms on the mound, and there was athleticism in the lineup with Connor Myers and others leading the charge.

Well, Chris Finwood's Monarchs are off to a terrific start this weekend, beating highly-ranked NC State 5-0 to start the season before beating Kent State 2-0 on Saturday to go to 2-0 on the season. ODU lefthander Jake Josephs, a consummate bulldog on the mound, impressed against the Flashes, allowing just four hits in five shutout frames, while righty Culver Lamb struck out five in 3.2 innings of shutout work.

With Rice looking vulnerable opening weekend against Arizona thus far, FIU scuffling against Ole Miss and other results around the league, ODU could definitely sneak into that top tier discussion."

C-USA PITCHER OF THE WEEK

Junior right-hander, Sam Sinnen, was named the Conference USA Pitcher of the Week for his efforts in the season-opening win over No. 10 NC State, as the league announced Monday afternoon.

Sinnen earned his first career weekly honor after holding No. 10 NC State to no runs and just two hits in five innings of work, as the Monarchs defeated the Wolfpack, 5-0, on opening day at the Caravelle Resort Tournament. He highlighted the day by ending the biggest NC State threat in the fourth inning by striking out the batter with two runners left on base.

Sinnen pitched a solid game before giving way in the sixth inning, finishing the game with three strikeouts and two walks as ODU opened the season with a win over a ranked opponent.

THREE TABBED PRESEASON ALL-CONFERENCE USA

Senior outfielder Connor Myers, junior pitcher Sam Sinnen and sophomore infielder Zach Rutherford represented the Monarchs on the C-USA preseason team, as Old Dominion was the only program to feature three athletes.

Myers finished the season hitting .302, knocking in 28 RBI on the season. He posted 17 multiple-hit games and 13-straight games with a hit. He was a threat once on base, as he stole 20 bases on 25 attempts, which ranked second in Conference USA. Myers led the outfield with 150 putouts, including two diving catches against Bryant and one against UAB that were both featured on SportsCenter Top-10.

Sinnen led team with a 6-3 record last season and a 2.84 ERA, which was second on the team. In 66.2 innings of work, he walked only 15 batters and paced the team with 53 strikeouts. Sinnen, who had been a part of three Monarch shutouts, recorded three saves and appeared in 21 games. He capped his sophomore campaign with Second Team All-Conference USA honors.

Rutherford started in 42-of-43 games, mostly at shortstop, as a freshman and was third on the team in hitting at .317 overall and .355 in 27 C-USA games. He recorded 13 multiple-hit games and knocked in a career high four RBI against nationally ranked Florida Atlantic. Rutherford committed only five errors and was named to the Conference USA All-Freshman squad at the conclusion of the season. Rutherford highlighted his freshman campaign by becoming just the

TWO-OUT HITTING		
PLAYER	AVG	RBI
Kyle Beam	.182	2
Turner Bishop	.111	3
Grey Finwood	.222	1
Darius Gillus	.000	0
Justin Hayes	.231	2
Chris Livers	.091	0
Nick Lustrino	.192	2
Jason McMurray	.161	2
Will Morgan	.400	3
Connor Myers	.350	5
Zach Rutherford	.310	4
Kurt Sinnen	.333	6
Nick Walker	.212	9
Seth Woodard	.143	1
TEAM	.232	40

HITTING STREAKS		
PLAYER	LONGEST	CURRENT
Kurt Sinnen	8	2
Nick Walker	8	-
Zach Rutherford	7	-
Connor Myers	6	3
Nick Lustrino	6	2
Turner Bishop	6	1
Jason McMurray	4	3
Will Morgan	3	-
Grey Finwood	3	-
Chris Livers	3	3
Kyle Beam	3	1
Justin Hayes	3	-
Seth Woodard	1	1
Darius Gillus	1	1

REACHED BASE STREAKS		
PLAYER	LONGEST	CURRENT
Nick Walker	18	-
Connor Myers	15	3
Nick Lustrino	12	7
Zach Rutherford	12	-
Kurt Sinnen	11	2
Jason McMurray	8	3
Chris Livers	7	3
Grey Finwood	6	-
Turner Bishop	6	1
Kyle Beam	5	1
Justin Hayes	4	-
Will Morgan	3	-
Seth Woodard	2	2
Darius Gillus	1	1
Bryce Windham	1	-

CURRENT ODU STREAKS	
All Games	W1
Games at Bud Metheny Complex	W7
Road Games	W1
vs. Ranked Opponents	W2
vs. Conference (Home)	W7
vs. Conference (Away)	L3
vs. Non-Conference (Home)	W4
vs. Non-Conference (Away)	W1

ODU 2016 RECORD WHEN...	
Overall	19-7
Non-Conference	16-4
Conference	3-3
Home	13-2
Away	3-5
Neutral	3-0
Day	16-5
Night	3-2
vs. Left hander	8-2
vs. Right hander	11-5
1-Run games	6-2
2-Run games	5-1
5+ Run games	6-2
Extra innings	2-1
Shutouts	2-0
When scoring 0-2 runs	1-5
When scoring 3-5 runs	7-2
When scoring 6-9 runs	7-0
When scoring 10+ runs	4-0
When opponent scores 0-2 runs	6-0
When opponent scores 3-5 runs	10-3
When opponent scores 6-9 runs	3-3
When opponent scores 10+ runs	0-1
When scoring in the 1st inning	9-0
When opponent scored in the 1st inning	1-0
When scoring First	14-5
When opponent scores first	5-2
When leading after 6 innings	16-1
When leading after 7 innings	14-1
When leading after 8 innings	17-1
When trailing after 6 innings	1-4
When trailing after 7 innings	3-4
When trailing after 8 innings	0-6
When tied after 6 innings	2-2
When tied after 7 innings	2-2
When tied after 8 innings	2-0
Hit 0 home runs	12-7
Hit 1 home run	5-0
Hit 2+ home runs	2-0
Opponent hits 0 home runs	13-4
Opponent hits 1 home run	4-3
Opponent hits 2+ home runs	2-0
When making 0 errors	6-0
When making 1 error	6-5
When making 2+ errors	7-2
When out-hit opponent	8-1
When out-hit by Opponent	6-6
When hits are tied	5-0

16th Baseball Monarch to be selected to the Collegiate Baseball and Baseball America Freshman All-American teams.

UVA AT HARBOR PARK

Old Dominion University baseball has announced that the contest against returning NCAA Champion Virginia will be played at Harbor Park on April 26 at noon. Last season, the Baseball Monarchs picked up their third consecutive win over nationally ranked UVA before a crowd of 6,029 fans on April 28. The audience marked the largest collegiate baseball crowd in state history, smashing the previous record of 5,421 that was set on May 3, 2011 at the Richmond Diamond for a Virginia-VCU game.

Tickets for the April 26th matchup are available online at www.YNotTix.com. All seats are General Admission and priced at \$10 each. Group tickets are also available for \$7. Tickets purchased in advance are only available online or through the ODU Ticket Office (Monday through Friday, 10am-6pm, Ted Constant Center, 757-683-4444). Tickets will be available on the day of the game at the Harbor Park Ticket Office.

EARLY SIGNING PERIOD

Devon Adams - C- 5'11 180-South Riding, Va. (Paul VI Catholic)

A native of South Riding, Virginia, Adams earned first team All-Washington Catholic Athletic Conference honors while representing Paul VI Catholic High School. He also was named a second-team All-Virginia Independent School Athletic Association honoree.

Kyle Battle - OF- 6'1 175- Glen Allen, Va. (Glen Allen)

A Glen Allen, Va. native, Battle started in the outfield for the Glen Allen Jaguars, helping the team win the state championship as a junior. He registered a .412 batting average last year, including six doubles and four homeruns. At the conclusion of his junior campaign, Battle racked up the awards, earning first team All-Conference, All-Region, All-State and All-Metro laurels. He was also a standout in the classroom and picked up VHSL first team academic honors.

Michael Blanchard - RHP- 6'6 175, Suffolk, Va. (Nansemond River)

Blanchard went 5-1 in 36 innings as a junior at Nansemond River. He struck out 41 batters and had a 2.21 ERA.

Zack Eggers - LHP- 6'1 170 Flower Mound, Texas (Flower Mound)

While playing for Flower Mound High School in Texas and representing the Dallas Mustangs in the summer, Eggers was named to the All-Tournament Team in Perfect Game Jupiter and was also named to the Top Prospect Team at The Perfect Game Underclass South showcase in Houston in 2014. He is also a black belt in Martial Arts.

Carson Henry - INF- 6'1" 180- Virginia Beach, Va. (Greenbrier Christian)

A native of Virginia Beach, Henry has started at shortstop for Greenbrier Christian High School in Chesapeake since his sophomore season. In 2015, he hit .377, led his squad in RBIs and helped Greenbrier Christian capture the 2015 State Championship.

Corey Klak - LHP- 6'4" 175- Chesapeake, Va. (Western Branch)

Klak, a Chesapeake, Va. native, has had two very good years for Western Branch high school. He went 10-1 on the mound his junior season and was an all-conference selection. As a sophomore helped lead his Western Branch High School team to a Regional Championship, taking down nationally ranked Cosby High School in the process. The team advanced to claim the State Championship after defeating Chantilly in the title game. Klak was voted by the league as the Rookie of the Year as a sophomore and was named to the All-Conference second team for pitching and was voted as the team's Most Improved Player as a junior.

Vinnie Pasquantino - 1B- 6'4" 210 Midlothian, Va. (James River)

Pasquantino comes from Midlothian, Va. where he was a member of the James River High School varsity squad. The 6'4" standout first baseman hit an incredible .537 as a junior with five homeruns, en route to earning first team All-Region 6A South and first team All-Metro honors.

Joe Strzelecki - RHP- 6'3 215- Boynton Beach, Fla. (Polk CC)

Strzelecki joins the Baseball Monarchs from Polk Community College where he threw 27.2 innings as a freshman. He accumulated a 3.15 ERA, while striking out 28 batters last season. He attended Santaluces High School in Boynton Beach, Fla. and was a first team All-Conference selection along with MVP as a catcher and batted .386 as a senior.

John Wilson - LHP- 6' 170-Hampton, N.J. (North Hunterdon)

An all-state pitcher from North Hunterdon High School in Pittstown, New Jersey, John Wilson finished his junior campaign with an unblemished 7-0 record en route to leading his team to its first county championship since 1999. Wilson garnered first team All-Conference, All-Area, All-County and All-West Jersey accolades in both his sophomore and junior seasons. Additionally, he was named Skyland Conference Pitcher of the Year and Hunterdon County Democrat Player of the Year in 2015.

Jared Young - INF- 6'1" 180- Prince George, British Columbia, Canada (Connors State College)

Young grew up in Prince George, British Columbia where he played baseball and hockey at Kelowna Secondary School. During his freshman year at Minot State University, Young hit a team leading .398 with 25 extra base hits en route to earning NSIC All-Conference and Central D2 All-Region.

CONFERENCE USA BASEBALL SCHOOLS

Since its first season in 1996, Conference USA has established itself as a national power. Here are some of the league's accomplishments in its first 20 seasons:

- Six College World Series Appearances
- 63 NCAA Appearances
- Three National Players of the Year
- Three National Freshmen of the Year
- 144 All-Americans
- Schools have combined to win 40 or more games 62 times in the past 12 years
- Has had a team ranked No. 1 in the nation in four different seasons
- Hosted 14 NCAA Regionals and six Super Regionals

The 12 current members of C-USA have also accomplished the following:

- 2003 National Champions - Rice
- 98 all-time NCAA Appearances (66 since 1995)

2016 C-USA CHAMPIONSHIP

The 2016 Conference USA Championship will return to Hattiesburg, Miss. for the third year in a row and the sixth time in the league's history. Southern Miss also hosted the 2015, 2014, 2009, 2005 and 1996 C-USA Championships at Pete Taylor Park. The Championship will feature the top eight teams in regular-season league play, and the format features two double-elimination brackets, with a single-elimination championship game. The championship game on Sun., May 29 will air on CBS Sports.

ODU BASEBALL RADIO

STAR 1310 AM is the home for ODU Baseball. Catch games live on the flagship station in Norfolk. Those not broadcast on STAR 1310 can be found on Monarch Media through odusports.com

THE BROADCAST LINEUP

March 25-27	at Rice
April 6	vs William & Mary
April 8-10	at FIU
April 12	at William & Mary
April 22-24	at LA Tech
April 26	vs UVA
May 6-8	at Charlotte
May 13-15	vs Middle Tennessee
May 17	at VCU (Key Dog Classic)
May 21	at Marshall
May 25	C-USA Tournament



HEAD COACH CHRIS FINWOOD

In just four years Chris Finwood, the 2014 ABCA East Region Coach of the Year, has put the Monarch program back into the national spotlight. Finwood won his 100th game at ODU with a 15-1 win over Charlotte on April 5th at ODU. The 2015 Monarchs defeated three nationally ranked and NCAA bound teams. ODU swept the home and home series against Virginia, took two of three from Rice and defeated FAU as well.

Last season, Finwood joined the 100 win club and his Baseball Monarchs (27-29) enjoyed two wins over then No. 1/No. 23 ranked UVA and another Top 10 victory over No. 8 ranked Rice. At the conclusion of the season, Finwood saw three players earn Conference USA honors, while freshman Zach Rutherford was named a Freshman All-American on two occasions.

Three Monarchs were selected into the MLB draft, as P.J. Higgins was picked in the 12th round by the Chicago Cubs, Greg Tomchick in the 27th round (No. 812) by the St. Louis Cardinals and Taylor Ostrich in the 34th round (1029 pick) by the Kansas City Royals.

The Monarchs won 36 games in 2014, finished fourth in Conference USA, reached the league semifinals, and earned an at-large bid to the NCAA Regionals, ODU's first since 2000.

ODU posted a 36 RPI and played one of the nation's strongest non-conference schedules, beating No. 1 Virginia and C-USA champion Rice. The 2014 Monarchs turned a school record 68 double-plays, which ranked third nationally. The team fielded .976, which was good for a top 20 national ranking.

Senior reliever Dean Ali was named to C-USA's All-Academic squad, while two Monarchs were selected into the MLB draft, led by Ryan Yarbrough who went in the fourth round to Seattle.

In 2013, the Monarchs won 30 games and placed third in the school's final season in the Colonial Athletic Association. The Monarchs finished the season strong, winning seven of their last 10 games. ODU swept three-game series from NCAA tournament participant William & Mary and a road series at James Madison. Team MVP Ben Verlander was a semifinalist for the Gregg Olson award and two Monarchs were selected in the 2013 MLB draft.

Not only have the Monarchs produced on the field, the team has also had much success in the classroom. The 2013-2014 team had a GPA of over 2.9. The team earned better than a 3.0 GPA in the fall of 2013 and 2014.

Player development has always been a big part of Finwood's success. In his coaching career he has coached over 60 players who have been drafted by Major League Organizations and 6 of them have played in the Major Leagues.

Prior to coming to ODU, Finwood guided Western Kentucky for six years as head coach and was named the 2009 Sun Belt Conference Coach of the Year.

In six seasons, the Hilltoppers witnessed unprecedented success under Finwood, a Hampton, Va. (Hampton High) native. Magical postseason runs in 2008 and 2009, both

in the Sun Belt and NCAA Tournaments, highlighted the Finwood era, as he compiled a 190-154 record at the Bowling Green, Ky. school. His 2009 squad reached the regional final in Oxford, Miss.

WKU captured the 2008 Sun Belt tournament championship. In 2009, en route to notching the program's first 40-win season in 21 years, the Hilltoppers won the Sun Belt Regular Season championship. In those two seasons, WKU earned with back-to-back trips to the NCAA Tournament, including the program's first at-large invitation (2009). The 2009 team made it to the final game in the Oxford regional and finished the year ranked 23rd in the country.

Prior to his stint at Western Kentucky, Finwood served as an assistant coach at Auburn for five seasons and helped lead the Tigers to four NCAA Regionals. During his time at Auburn, Finwood was responsible for all aspects of the Tiger defense, while also coordinating the program's recruiting efforts. In his five seasons, Auburn posted five winning campaigns and combined for 181 victories. The 2003 team, earned a top-seed in the NCAA tournament and hosted a regional after a 42-21 season and second-place finish with the West Division of the Southeastern Conference. Auburn again advanced to the regionals in 2005, falling in the finals to host Florida State.

In his five seasons at Auburn, he oversaw a defense that posted the two best fielding percentages in school history, finishing at .970 in 2002 and .968 in 2003. The 2002 fielding percentage also ranked second in the SEC and 12th nationally.

Prior to joining the staff at Auburn Finwood spent six seasons at Virginia Commonwealth -- four seasons as an assistant (1995-98) before serving as the Rams' associate head coach in 1999 and 2000. Finwood helped guide VCU to a 219-139 record in six years in Richmond. In his six seasons, VCU claimed Colonial Athletic Association regular-season titles in 1997 and 1998. The Rams also earned trips to the NCAA Tournament in 1998 and 1999, winning 40-plus games both seasons, including a school-record 46 victories during the 1998 campaign.

Finwood began his coaching career at his alma mater -- Virginia Military Institute -- serving as an assistant for three seasons before taking over the head coaching duties from 1992-94. After inheriting a VMI team that had won just two games the year before, Finwood led the Keydets to a school-record 21 wins in 1993 and 1994 and a berth in the 1993 Southern Conference Tournament championship game.

A four-year starter on the field at VMI from 1985-88, Finwood was named to the Southern Conference All-Northern Division team three times. A career .300 hitter, he posted a .399 batting average as a senior -- the sixth-best average in school history. He was also named team captain during his senior season and finished his career with the Keydets ranked second in hits and runs scored. Finwood was inducted into the VMI Athletics Hall of Fame in the summer of 2003.

Finwood was introduced as the Monarchs head coach on June 28th, 2011 and is the 13th head baseball coach in ODU history. He and his wife Annette have two children -- a daughter, Riley, and son, Greyson.

THE FINWOOD FILE

Born: Jan. 20, 1966 in Plattsburgh, N.Y.

High School: Hampton (Va.) High School

High School Athletics: Baseball, Basketball

College: Virginia Military Institute, 1988 (BA, English)

College Athletics: Baseball (1985-88), shortstop, four letters

Coaching Experience:

Virginia Military Institute, Assistant Coach, 1989-91

Virginia Military Institute, Head Coach, 1992-94

VCU, Assistant Coach, 1995-98

VCU, Associate Head Coach, 1999-2000

Auburn, Assistant Coach, 2001-05

Western Kentucky, Head Coach, 2005-2011

Old Dominion, Head Coach, 2012-Present

HEAD COACHING RECORDS | CAREER RECORD: 373-371

ODU

2012 | 19-34

2013 | 30-24

2014 | 36-26 | NCAA Regional

2015 | 27-29

2016 | 19-7

TLS 131-120 (5 years)

WKU

2006 | 22-30

2007 | 25-30

2008 | 33-27 | SBC Champions/ NCAA Tournament

2009 | 42-20 | SBC Reg. Season Champions/NCAA Reg. Finals

2010 | 35-23

2011 | 33-24

TLS 190-154 (6 yrs)

VMI

1992 | 11-39

1993 | 20-29

1994 | 21-29

TLS 52-97 (3 yrs)

FINWOOD MILESTONES

Coach of the Year: 2009 (Sun Belt)

1st Victory: Feb. 21, 1992 vs. Shenandoah (7-2 at VMI)

100th Victory: Feb. 22, 2008 vs. Bowling Green (11-4 at WKU)

200th Victory: April 10, 2010 vs. South Alabama (12-4 at WKU)

300th Victory: Mar. 8, 2014 at No. 17 Rice (2-1 at Rice, 10 inn.)

THE LAST TIME...

ODU TEAM...

Scored 30 or more runs in a game	2000 at Norfolk State (31)
Scored 20 or more runs in a game	April 2, 2014 vs. William & Mary (20)
Had 30 or more hits in a game	March 7, 2000 at Norfolk State (30)
Had 20 or more hits in a game	April 2, 2014 vs. William & Mary (21)
Hit five triples in a game	May 1, 1964 vs Lynchburg (5)
Hit six home runs in a game	May 14, 1992 vs James Madison (6)
Shut out an opponent	February 20, 2016 (2-0 vs Kent State)
Was shutout by an opponent	May 21, 2015 (0-2 vs Southern Miss)
Shut out a C-USA opponent	May 16, 2015 (11-0 at UAB)
Was shut out by a C-USA team	May 21, 2015 (0-2 vs Southern Miss)
Shut out a C-USA opponent in consecutive games	N/A
Swept a conference series at home	March 18-19, 2016 vs. WKU
Swept a conference series on the road	May 9-11, 2014 at Marshall
Was swept in a conference series at home	May 19-21, 2005 vs. UNCW
Was swept in a conference series on the road	March 25-17, 2016 at Rice
Beat a ranked opponent.....	March 30, 2016 at No. 20 Virginia
Won 10-straight games	March 17-April 2, 2006
Won 10-straight C-USA games	N/A
Won 10-straight games at home.....	March 15-April 15, 2006
Won 10-straight games on the road.....	1986
Won 40 games in a season.....	1994 (40)
Won a regular season conference championship.....	2007 (Colonial Athletic Association)
Won the conference tournament	1996 (Colonial Athletic Association)
Competed in the NCAA Regionals	2014 (at South Carolina)
Ended a game in a tie	1988 (3-3, at Virginia)
Turned a triple play	May 8, 2012 vs Longwood

AN ODU PLAYER...

Hit for the cycle	N/A
Hit three doubles in a game	May 11, 2010 (Chris Basker vs UMES)
Hit two triples in one game	March 2, 1005 (Evan Chipman vs Norfolk State)
Hit three home runs in one game	March 9, 2013 (Ben Verlander vs Northeastern)
Hit two home runs in one game.....	March 1, 2016 (Connor Myers vs Liberty)
Hit a walk-off home run	March 1, 2016 (Connor Myers vs Liberty)
Hit a grand slam	March 4, 1997 (Tony Gsell vs George Washington)
Hit two grand slams in one day.....	May 21, 2010 (Chris Buss at Hofstra)
Had 5+ RBI.....	March 16, 2016 (Nick Walker, 6)
Hit safely in 20-straight games	2010 (Chris Baker, 28 games)
Hit safely in 30-straight games	March 23, 2010 to February 26, 2011 (Chris Baker, 34 games)
Hit 20 home runs in one season	1997 (Ron Walker, 20)
Hit .400 for the season	2009 (Jake McAloose; .413)
Was the Conference Player of the Year	20011 (Kyle Hald - CAA)

AN ODU PITCHER...

Won 10 games	2007 (Anthony Shawler, 11)
Struck out 10 or more.....	April 15, 2006 (Jason Godin vs Northeastern, 18)
Threw a no-hitter.....	May 11, 2010 (9 inn.) (C.J. Huyett)
Threw a complete game (Win)	April 19, 2015 (Adam Bainbridge vs Marshall)
Pitched 10 or more innings	1972 (Jack Bakercs Xavier-Ohio) (13)
Was the Conference Pitcher of the Year	2011 (Kyle Hald - CAA)

2016 NATIONAL RANKINGS (March 28)

D1BASEBALL.COM

Rank	Team	2016 Record
1.	Texas A&M	21-3
2.	Florida	23-3
3.	Vanderbilt	20-4
4.	Miami (Fla.)	20-4
5.	South Carolina	23-2
6.	Oregon State	16-5
7.	North Carolina	19-4
8.	Louisville	19-5
9.	Florida State	18-5
10.	TCU	18-5
11.	Mississippi State	17-7
12.	California	14-6
13.	Ole Miss	20-5
14.	Clemson	17-6
15.	LSU	16-7
16.	Long Beach State	16-7
17.	NC State	16-8
18.	Arkansas	18-6
19.	East Carolina	16-8
20.	Virginia	17-8
21.	Oklahoma State	17-7
22.	Florida Atlantic	18-4
23.	Houston	16-7
24.	UC Santa Barbara	18-4
25.	Georgia Tech	18-5

USA TODAY COACHES

Rank	Team	2016 Record
1.	Texas A&M (18)	21-3
2.	Miami (4)	20-4
3.	Florida (8)	23-3
4.	Vanderbilt (1)	20-4
5.	Louisville	19-5
6.	South Carolina	23-2
7.	Oregon State	16-5
8.	Florida State	18-5
9.	TCU	18-5
10.	North Carolina	19-4
11.	Ole Miss	20-5
12.	Miss St	17-7-1
13.	California	14-6
14.	LSU	16-7
15.	Arkansas	18-6
16.	Virginia *	17-8
17.	Florida Atlantic *	18-4
18.	Georgia Tech	18-5
19.	UC-Santa Barbara	18-4
20.	Oklahoma State	17-7
21.	Missouri State	19-4
22.	Clemson	17-6
23.	North Carolina State *	16-8
24.	BYU	20-3
25.	Houston	16-7

COLLEGIATE BASEBALL

Rank	Team	2016 Record
1.	Florida	23-3
2.	South Carolina	23-2
3.	Texas A&M	21-3
4.	Miami, Fla.	20-4
5.	Louisville	19-5
6.	Vanderbilt	20-4
7.	Mississippi State	17-7-1
8.	Florida State	18-5
9.	North Carolina	19-4
10.	California	14-6
11.	U.C. Santa Barbara	18-4
12.	Kentucky	17-6
13.	Oregon State	16-5
14.	Mississippi	20-5
15.	Texas Christian	18-5
16.	Missouri State	19-4
17.	Clemson	17-6
18.	Florida Atlantic *	18-4
19.	Georgia Tech.	18-5
20.	Louisiana State	16-7
21.	Virginia *	17-8
22.	N.C. State *	16-8
23.	Michigan	16-5
24.	Brigham Young	20-3
25.	Alabama	15-8

NCBWA

Rank	Team	2016 Record
1.	Texas A&M	21-3
2.	Miami	20-4
3.	Florida	23-3
4.	Vanderbilt	20-4
5.	Louisville	19-5
6.	South Carolina	23-2
7.	Florida State	18-5
8.	TCU	18-5
9.	Oregon State	16-5
10.	North Carolina	19-4
11.	Mississippi State	17-7-1
12.	California	14-6
13.	Ole Miss	20-5
14.	Virginia *	17-8
15.	LSU	16-7
16.	Arkansas	18-6
17.	Florida Atlantic *	18-4
18.	Oklahoma State	17-7
19.	Missouri State	19-4
20.	Houston	16-7
21.	Georgia Tech	18-5
22.	UC Santa Barbara	18-4
23.	N.C. State *	16-8
24.	Clemson	17-6
25.	Michigan	16-5

FINWOOD CAREER ODU RECORD
BY OPPONENT

Team	Record
Appalachian State	1-0
Bryant	1-0
Campbell	0-2
Canisius	0-1
Charleston Southern	1-0
Charlotte	3-2
Coastal Carolina	0-1
Delaware	4-3
East Carolina	5-4
Florida Atlantic	2-5
FIU	5-2
George Mason	3-3
Georgia State	1-5
Georgia Tech	0-1
Hofstra	2-4
James Madison	4-2
Kentucky	0-1
Kent State	1-0
Liberty	3-6
Longwood	1-1
Long Island	2-1
LA Tech	5-1
Manhattan	1-0
Marist	1-1
Marshall	5-3
Maryland	0-2
Massachusetts	2-1
Middle Tennessee	2-6
Norfolk State	3-2
Northeastern	2-4
NC State	1-2
Penn	3-0
Princeton	2-0
Radford	1-0
Rice	4-8
Richmond	3-2
Rutgers	7-8
St. John's	1-0
St. Joseph's	1-0
Southern Miss	0-1
Temple	5-1
Towson	3-3
Virginia	4-2
VCU	3-6
VMI	12-1
Virginia State	1-0
Virginia Tech	0-1
UAB	2-4
UNC Wilmington	0-6
UTSA	3-3
West Virginia	1-2
Western Kentucky	4-2
William & Mary	7-3
Wofford	3-1
54 Opponents	131-120

* 2016 ODU Baseball Opponent

2016 MONARCHS

OLD DOMINION UNIVERSITY BASEBALL



**JUSTIN
HAYES**

#1

So., OF, 5-8, Chesapeake, Va.



**JASON
McMURRAY**

#2

RS-Sr., INF, 6-1, Des Moines, Iowa



**NICK
WALKER**

#4

Jr., INF/OF, 6-0, Virginia Beach, Va.



**GREYSON
FINWOOD**

#6

RS-So., INF, 6-3, Norfolk, Va.



**WILL
MORGAN**

#7

Fr., OF, 6-1, Middletown, N.J.



**CONNOR
MYERS**

#9

Sr., OF, 5-11, Middletown, Md.



**NICK
HARTMAN**

#10


Jr., RHP, 6-2, Katy, Texas



**KYLE
BEAM**

#11

Jr., C, 6-0, Hood River, Ore.



**KURT
SINNEN**

#14

Jr., C/1B, 5-11, Virginia Beach, Va.



**ZACH
RUTHERFORD**

#15

So., INF, 6-2, Chesapeake, Va.



**THOMAS
BUSBICE**

#16


Sr., RHP, 6-1, Papillion, Neb.



**CULVER
LAMB**

#17

So., RHP, 6-3, Virginia Beach, Va.



**GRAYSON
BAILEY**

#18

RS-Sr., LHP, 6-1, Virginia Beach, Va.



**DARIUS
GILLUS**

#19

RS-Fr., INF, 5-11, Chesterfield, Va.



**BRYCE
WINDHAM**

#20


Fr., INF, 6-0, Monroe, Mich.



**MORGAN
MAGUIRE**

#21

Fr., RHP, 6-2, Rumson, N.J.



**NICK
LUSTRINO**

#22

RS-Sr., INF, 6-0, Spring Lake, N.J.



**CORY
ALEXANDER II**

#23

Fr., OF, 5-11, Goochland, Va.



**BRETT
SMITH**

#24

Fr., RHP, 6-4, Chesapeake, Va.



**SETH
WOODARD**

#25

Fr., INF, 6-2, Newport News, Va.



**CHRIS
LIVERS**

#26

Sr., C, 5-9, Virginia Beach, Va.



**JAKE
JOSEPHS**

#28

RS-Jr., LHP, 5-11, Fairfax Station, Va.



**EVAN
BAER**

#29

Fr., INF, 6-1, Virginia Beach, Va.



**NATE
MATHESON**

#31

So., LHP, 6-3, Hampton, Va.

2016 MONARCHS

OLD DOMINION UNIVERSITY BASEBALL



VICTOR DIAZ
#32
RS-Sr., RHP, 6-0, Perth Amboy, N.J.



TURNER BISHOP
#33
Jr., OF, 6-1, Virginia Beach, Va.



SAM SINNEN
#34
Jr., RHP, 5-11, Virginia Beach, Va.



NEIL RING
#37
Fr., C, 5-10, Appomattox, Va.



ADAM BAINBRIDGE
#40
Jr., LHP, 6-3, Sinking Spring, Pa.




JOEY BENITEZ
#42
Jr., LHP, 6-1, Crofton, Md.



ISAIAH NELSON
#43
Fr., LHP, 5-11, Norfolk, Va.



DREW MOYER
#44
Fr., RHP, 6-6, Newport News, Va.



JACK JETT
#45
Fr., RHP, 6-4, Reedville, Va.



HEAD COACH CHRIS FINWOOD
#5
• VMI '88 • 5th year at ODU




ASST. COACH KARL NONEMAKER
#12
• Vanderbilt '02 • 5th year at ODU



ASST. COACH MIKE MARRON
#13
• College of the Holy Cross, '05
• 1st year at ODU



VOL. ASST. COACH LOGAN ROBBINS
#8
• Western Kentucky, '11
• 1st year at ODU



DIRECTOR OF BASEBALL OPS. BJ BURTON
• Western Kentucky '87 • 4th year at ODU





#1 JUSTIN HAYES • So. • OF • 5-8 • 150 • L/L • Chesapeake, Va. • Western Branch

PERSONAL: Son of Robert and Christina Hayes ... Has one sister, Raven ... Majoring in sport management ... Volunteered with Feed the Homeless ... Favorite pro athlete: David Wright ... Favorite pro team: New York Mets ... Dream Travel Spot: Bahamas.

2015: Second on team in hitting at .321 ... Played in 40 games with 12 starts (mostly in left field) ... 3 hits in a game at UTSA ... 2 RBI in a game vs. VCU.

MISCELLANEOUS

2016 Season Highs	
At Bats	5 vs NC State
Runs	3 two times
Hits	3 vs WKU
RBI	2 two times
2B	1 two times
3B	1 vs Delaware
HR	---
Total Bases	12 two times
Walks	1 five times
SB	2 vs Delaware
Putouts	3 vs Princeton
Assists	1 two times
Career Highs	
At Bats	5 two times
Runs	3 two times
Hits	3 two times
RBI	2 three times
2B	1 five times
3B	1 vs Delaware (2.28.2016)
HR	---
Total Bases	12 two times
Walks	1 15 times
SB	2 two times
Putouts	5 vs USM (5.21.2015)
Assists	1 three times

2016 GAME-BY-GAME STATS

**2016 Old Dominion Baseball
Individual Game-by-Game for Old Dominion (as of Mar 31, 2016)**

#1 Justin Hayes - 25 games (All games)

Date	Opponent	Pos	AB	R	H	RBI	2B	3B	HR	BB	SB	CS	HBP	SAC	SF	GDP	K	PO	A	E	Avg	
Feb 19	vs NC State	*of	5	0	0	0	0	0	0	0	0	0	0	0	0	0	0	0	0	0	0	.000
Feb 20	vs Kent State	*of	2	0	1	0	0	0	0	1	0	2	0	0	0	0	0	0	0	0	0	.143
Feb 23	NORFOLK STATE	of	1	0	0	0	0	0	0	0	0	0	0	0	0	0	0	0	0	1	0	.125
Feb 26	MANHATTAN	of	1	0	0	0	0	0	0	0	0	0	0	0	0	0	0	0	0	0	0	.111
Feb 27	VIRGINIA TECH	of	2	0	2	0	0	0	0	0	0	0	0	0	0	0	0	0	0	0	0	.273
Feb 28	DELAWARE	*of	3	3	2	2	0	1	0	0	2	0	1	0	0	0	0	2	0	0	0	.357
Mar 1	LIBERTY	*of	4	0	0	0	0	0	0	0	0	0	0	0	0	0	1	1	0	0	0	.278
Mar 05	RUTGERS-1	*of	3	0	1	1	0	0	0	0	0	0	0	0	0	0	0	0	0	0	0	.286
Mar 05	RUTGERS-2	*of	3	1	1	1	0	0	0	0	0	0	0	1	0	0	1	0	0	0	0	.292
Mar 06	RUTGERS	of	1	0	0	0	0	0	0	0	0	0	0	0	0	0	0	0	0	0	0	.280
Mar 09	at VCU	*of	4	0	1	0	0	0	0	0	0	0	0	0	0	0	0	1	1	0	0	.276
Mar 11	at West Virginia	of	1	0	0	0	0	0	0	0	0	0	0	0	0	0	1	0	0	0	0	.267
Mar 12	at West Virginia-1	of	2	0	0	0	0	0	0	0	0	0	0	0	0	0	0	2	1	0	0	.250
Mar 12	at West Virginia	of/ph	3	1	1	1	0	0	0	0	0	0	0	0	0	0	0	0	0	0	0	.257
Mar 15	PRINCETON	of	1	0	0	0	0	0	0	0	0	0	0	0	0	0	0	3	0	0	0	.250
Mar 16	PRINCETON	*of	3	2	2	1	0	0	0	1	0	0	0	0	0	0	0	0	1	0	0	.282
Mar 18	WESTERN KENTUCK	*of	4	3	3	1	1	0	0	0	1	0	0	0	0	0	0	0	1	1	0	.326
Mar 18	WESTERN KENTUCK	*of	2	1	1	0	1	0	0	1	0	0	0	0	0	0	0	2	0	0	0	.333
Mar 19	WESTERN KENTUCK	of	0	0	0	0	0	0	0	0	0	0	0	0	0	0	0	0	0	0	0	.333
Mar 22	VMI	*of	4	0	0	1	0	0	0	0	0	0	0	0	0	0	0	0	1	0	0	.306
Mar 23	VMI	*of	2	1	0	2	0	0	0	1	1	0	0	0	1	0	0	1	0	0	0	.294
Mar 25	at RICE	*of	3	0	1	0	0	0	0	0	0	1	0	0	0	0	0	1	0	0	1	.296
Mar 26	at RICE	*of	2	0	0	0	0	0	0	1	0	0	0	0	0	0	0	1	2	0	0	.286
Mar 27	at RICE	*of	3	0	1	0	0	0	0	0	0	0	0	0	0	0	0	2	1	0	0	.288
Mar 30	at Virginia	*of	2	0	0	0	0	0	0	0	0	0	0	0	0	0	0	1	3	0	0	.279
Totals			16gs	61	12	17	10	2	1	0	5	5	3	1	1	1	0	14	21	2	2	.279

On base pct. .338 • Slugging pct. .344

CAREER STATS

Year	avg	gp-gs	ab	r	h	2b	3b	hr	rbi	tb	slg%	bb	hbp	so	gdp	ob%	sf	sh	sb-att	po	a	e	fld%
2015	.321	40-12	53	10	17	3	0	0	6	20	.377	10	1	13	0	.438	0	0	5-7	35	1	3	.923
2016	.279	25-16	61	12	17	2	1	0	10	21	.344	5	1	14	0	.338	1	1	5-8	21	2	2	.920
TOTAL	.298	65-28	114	22	34	5	1	0	16	41	.360	15	2	27	0	.386	1	1	10-15	56	3	5	.922



#2 JASON MCMURRAY • R/Sr. • INF • 6-1 • 200 • R/R • West Des Moines, Iowa. • Iowa Western

PERSONAL: Son of Scott and Terri McMurray ... Has two brothers Brian and Kevin ... Has one sister Kylie ... Majoring in sociology ... NCYL-National Council on Youth Leadership Chapter President ... Favorite pro athlete: Derek Jeter ... Favorite pro team: New York Yankees ... Favorite Foods: Steak, Cereal, Ice cream ... Dream Travel Spot: Italy.

2015: 50 starts in 53 games at shortstop and second base ... Longest hitting streak is six games ... 11 multiple hit games ... Three RBI vs. Charlotte and W&M ... Three hits vs. Charlotte and LA Tech ... Belted a grand slam at VMI.

MISCELLANEOUS

2016 Season Highs

At Bats	6 at West Virginia
Runs	2 four times
Hits	2 six times
RBI	3 vs Delaware
2B	1 seven times
3B	1 vs West Virginia
HR	1 vs Delaware
Total Bases	8 four times
Walks	2 three times
SB	1 three times
Putouts	7 at Rice
Assists	6 two times

Career Highs

At Bats	6 at West Virginia (3.12.2016)
Runs	3 at ECU (3.4.2015)
Hits	3 two times
RBI	4 vs VMI (3.25.2015)
2B	1 14 times
3B	1 three times
HR	1 three times
Total Bases	12 at ECU (3.4.2015)
Walks	2 three times
SB	1 seven times
Putouts	7 at Rice (3.27.2016)
Assists	7 vs Rutgers (2.28.2015)

2016 GAME-BY-GAME STATS

**2016 Old Dominion Baseball
Individual Game-by-Game for Old Dominion (as of Mar 31, 2016)**


#2 Jason McMurray - 26 games (All games)

Date	Opponent	Pos	AB	R	H	RBI	2B	3B	HR	BB	SB	CS	HBP	SAC	SF	GDP	K	PO	A	E	Avg	
Feb 19	vs NC State	*2b	5	1	1	0	1	0	0	0	1	0	0	0	0	0	0	2	3	0	.200	
Feb 20	vs Kent State	*2b	4	0	1	0	0	0	0	0	0	0	0	0	0	0	0	3	3	0	.222	
Feb 21	vs Appalachian State	*2b	3	0	0	1	0	0	0	0	0	0	0	0	1	0	0	3	1	0	.167	
Feb 23	NORFOLK STATE	*2b	4	0	2	1	1	0	0	0	0	0	0	0	0	0	0	2	2	0	.250	
Feb 26	MANHATTAN	*2b	4	1	2	2	1	0	0	2	1	0	0	0	0	0	1	2	6	0	.300	
Feb 27	VIRGINIA TECH	*2b	3	0	1	0	0	0	0	1	0	0	0	0	0	0	0	3	2	0	.304	
Feb 28	DELAWARE	*2b	4	1	1	3	0	0	1	1	0	0	0	0	0	0	1	3	3	0	.296	
Mar 1	LIBERTY	*2b	3	0	0	1	0	0	0	0	0	0	0	0	1	0	0	4	2	1	.267	
Mar 05	RUTGERS-1	*2b	3	0	0	0	0	0	0	0	0	0	0	1	0	0	0	4	3	0	.242	
Mar 05	RUTGERS-2	*2b	2	2	0	0	0	0	0	2	0	0	1	0	0	0	1	2	3	0	.229	
Mar 06	RUTGERS	*2b	3	0	1	0	0	0	0	1	0	0	0	0	0	0	1	4	1	0	.237	
Mar 09	at VCU	*2b	5	0	0	0	0	0	0	0	0	0	0	0	0	0	2	0	6	0	.209	
Mar 11	at West Virginia	*2b	4	2	2	1	1	1	0	0	0	0	0	0	0	0	1	3	1	1	.234	
Mar 12	at West Virginia-1	*2b	4	0	0	0	0	0	0	1	0	0	0	0	0	0	2	1	2	0	.216	
Mar 12	at West Virginia	*2b	6	1	1	0	1	0	0	0	1	0	0	0	0	0	2	1	2	0	.211	
Mar 15	PRINCETON	*2b	4	2	2	1	0	0	0	0	0	0	0	0	0	0	1	3	3	0	.230	
Mar 16	PRINCETON	*2b	5	0	1	0	0	0	0	0	0	0	0	0	0	0	1	1	3	0	.227	
Mar 18	WESTERN KENTUCK	*2b	4	0	2	2	0	0	0	0	0	0	0	0	0	0	0	2	2	0	.243	
Mar 18	WESTERN KENTUCK	*2b	2	0	0	0	0	0	0	1	0	0	0	1	0	0	0	3	2	0	.236	
Mar 19	WESTERN KENTUCK	*2b	4	2	2	1	0	0	0	1	0	0	0	0	0	0	1	2	4	0	.250	
Mar 22	VMI	*2b	4	1	0	0	0	0	0	0	0	0	0	0	0	0	1	3	4	0	.237	
Mar 23	VMI	*2b	4	1	1	0	1	0	0	0	0	0	0	0	0	0	1	1	4	0	.238	
Mar 25	at RICE	*2b	3	0	0	0	0	0	0	0	0	1	0	0	0	0	1	1	3	0	.230	
Mar 26	at RICE	*2b	2	1	1	0	1	0	0	2	0	0	0	0	0	0	0	5	3	0	.236	
Mar 27	at RICE	*2b	4	0	1	0	0	0	0	0	0	0	0	0	0	0	1	7	1	0	.237	
Mar 30	at Virginia	*2b	4	0	1	0	0	0	0	0	0	0	0	0	0	0	0	1	3	0	.237	
Totals			26gs	97	15	23	13	7	1	1	12	3	1	1	2	2	0	18	66	72	2	.237

On base pct. .321 • Slugging pct. .361

CAREER STATS

Year	avg	gp-gs	ab	r	h	2b	3b	hr	rbi	tb	slg%	bb	hbp	so	gdp	ob%	sf	sh	sb-att	po	a	e	fld%
2015	.251	53-50	171	30	43	7	2	2	23	60	.351	14	9	37	2	.340	0	6	4-7	82	161	13	.949
2016	.237	26-26	97	15	23	7	1	1	13	35	.361	12	1	18	0	.321	2	2	3-4	66	72	2	.986
TOTAL	.246	79-76	268	45	66	14	3	3	36	95	.354	26	10	55	2	.333	2	8	7-11	148	233	15	.962



#4 NICK WALKER • Jr. • INF/OF • 6-0 • 195 • R/R • Virginia Beach, Va. • Kellam

PERSONAL: Nick Walker is the son of Robert Walker ... Majoring in finance.

2015: ODU co-leader in homers with six ... Three RBI in a game back-to-back vs. Marshall and Richmond ... Two stolen bases in a game vs. Penn ... Second on team with 12 stolen bases ... 13 multiple hit games ... Tied with Higgins for team lead with nine multiple RBI games ... Longest hit streak is six.

MISCELLANEOUS

2016 Season Highs	
At Bats	5 four times
Runs	2 two times
Hits	3 four times
RBI	6 vs Princeton
2B	1 four times
3B	1 two times
HR	---
Total Bases	8 two times
Walks	4 vs Rutgers
SB	3 vs NC State
Putouts	6 two times
Assists	1 two times
Career Highs	
At Bats	6 vs Liberty (2.19.2014)
Runs	4 vs W&M (4.2.2014)
Hits	4 vs Marshall (4.19.2015)
RBI	6 vs Princeton (3.16.2016)
2B	2 vs Marshall (4.19.2015)
3B	1 five times
HR	1 10 times
Total Bases	16 vs W&M (4.2.2014)
Walks	4 vs Rutgers (3.5.2016)
SB	3 two times
Putouts	6 three times
Assists	7 vs Maryland (5.30.2014)

2016 GAME-BY-GAME STATS

**2016 Old Dominion Baseball
Individual Game-by-Game for Old Dominion (as of Mar 31, 2016)**

#4 Nick Walker - 26 games (All games)

Date	Opponent	Pos	AB	R	H	RBI	2B	3B	HR	BB	SB	CS	HBP	SAC	SF	GDP	K	PO	A	E	Avg	
Feb 19	vs NC State	*of	2	2	2	1	0	0	0	3	3	0	0	0	0	0	0	1	2	0	0	1.000
Feb 20	vs Kent State	*of	4	0	1	0	0	0	0	0	0	0	0	0	0	0	0	1	2	0	0	.500
Feb 21	vs Appalachian State	*of	4	1	1	2	0	0	0	1	0	0	0	0	0	0	0	0	2	0	0	.400
Feb 23	NORFOLK STATE	*of	3	2	2	1	0	1	0	2	0	0	0	0	0	0	0	0	4	0	0	.462
Feb 26	MANHATTAN	*of	5	0	0	0	0	0	0	2	0	0	0	0	0	0	0	0	6	0	0	.333
Feb 27	VIRGINIA TECH	*of	3	0	1	0	1	0	0	0	0	0	0	0	0	1	0	4	0	0	0	.333
Feb 28	DELAWARE	*of	4	1	2	0	0	0	0	1	0	0	0	0	0	0	1	2	0	0	0	.360
Mar 1	LIBERTY	*of	2	0	0	0	0	0	0	2	0	0	0	0	0	0	0	1	0	1	0	.333
Mar 05	RUTGERS-1	*of	3	0	0	0	0	0	0	1	0	0	0	0	0	0	2	3	0	0	0	.300
Mar 05	RUTGERS-2	*of	1	0	0	0	0	0	0	4	0	1	0	0	0	0	1	5	1	0	0	.290
Mar 06	RUTGERS	*of	4	1	3	0	1	0	0	0	0	0	0	0	0	0	0	2	1	0	0	.343
Mar 09	at VCU	*of	3	0	1	1	0	0	0	2	0	0	0	0	0	0	2	2	0	0	0	.342
Mar 11	at West Virginia	*of	4	0	1	0	0	0	0	0	0	0	0	0	0	0	1	2	0	0	0	.333
Mar 12	at West Virginia-1	*of	4	0	1	2	1	0	0	1	0	1	0	0	0	0	2	2	0	0	0	.326
Mar 12	at West Virginia	*of	5	0	3	1	0	0	0	1	0	0	0	0	0	0	0	4	0	0	0	.353
Mar 15	PRINCETON	*of	4	1	1	0	0	0	0	0	0	0	0	0	0	0	1	1	0	0	0	.345
Mar 16	PRINCETON	*of	4	0	3	6	1	0	0	0	0	0	0	1	0	0	0	0	0	0	0	.373
Mar 18	WESTERN KENTUCK	*of	4	1	1	0	0	0	0	1	0	0	0	0	0	0	0	0	1	0	0	.365
Mar 18	WESTERN KENTUCK	*of	3	0	0	1	0	0	0	0	0	0	0	0	1	0	1	6	0	0	0	.348
Mar 19	WESTERN KENTUCK	*of	5	1	1	0	0	0	0	0	1	0	0	0	0	0	1	3	0	0	0	.338
Mar 22	VMI	*of	5	1	3	2	0	1	0	0	0	0	0	0	0	0	0	1	0	0	0	.355
Mar 23	VMI	*of	3	0	0	1	0	0	0	1	1	0	0	0	1	0	1	4	0	0	0	.342
Mar 25	at RICE	*of	4	0	0	0	0	0	0	0	0	0	0	0	0	0	2	3	0	0	0	.325
Mar 26	at RICE	*of	4	0	0	0	0	0	0	0	0	0	0	0	0	0	2	2	0	0	0	.310
Mar 27	at RICE	*of	4	0	0	0	0	0	0	0	0	0	0	0	0	0	1	0	0	0	0	.297
Mar 30	at Virginia	*of	3	0	0	1	0	0	0	0	0	0	0	0	1	0	0	1	0	0	0	.287
Totals			26gs	94	11	27	19	4	2	0	22	5	2	0	1	3	1	19	64	2	1	.287

On base pct. .412 • Slugging pct. .372

CAREER STATS

Year	avg	gp-gs	ab	r	h	2b	3b	hr	rbi	tb	slg%	bb	hbp	so	gdp	ob%	sf	sh	sb-att	po	a	e	fld%
2014	.309	58-47	194	43	60	11	1	4	26	85	.438	25	3	29	0	.393	2	5	16-17	93	57	4	.974
2015	.276	54-52	181	32	50	10	2	6	33	82	.453	29	8	31	1	.394	3	3	12-14	116	13	7	.949
2016	.287	26-26	94	11	27	4	2	0	19	35	.372	22	0	19	1	.412	3	1	5-7	64	2	1	.985
TOTAL	.292	138-125	469	86	137	25	5	10	78	202	.431	76	11	79	2	.397	8	9	33-38	273	72	12	.966



#6 GREY FINWOOD • RSo. • INF • 6-3 • 200 • R/R • Norfolk, Va. • Maury

PERSONAL: Grey is the son of Chris (head coach) and Annette Finwood ... Has one sister, Riley ... Majoring in sport management ... Interested in coaching.

2015: Played in eight games

MISCELLANEOUS

2016 Season Highs

At Bats	4 four times
Runs	1 six times
Hits	1 seven times
RBI	2 vs Rutgers
2B	1 at West Virginia
3B	---
HR	---
Total Bases	4 six times
Walks	1 six times
SB	1 two times
Putouts	13 vs WKU
Assists	2 two times

Career Highs

At Bats	4 four times
Runs	1 six times
Hits	1 seven times
RBI	2 vs Rutgers (3.5.2016)
2B	1 at West Virginia (3.12.2016)
3B	---
HR	---
Total Bases	4 six times
Walks	1 six times
SB	1 two times
Putouts	13 vs WKU (3.19.2016)
Assists	2 two times

2016 GAME-BY-GAME STATS

**2016 Old Dominion Baseball
Individual Game-by-Game for Old Dominion (as of Mar 31, 2016)**

#6 Grey Finwood - 24 games (All games)

Date	Opponent	Pos	AB	R	H	RBI	2B	3B	HR	BB	SB	CS	HBP	SAC	SF	GDP	K	PO	A	E	Avg
Feb 19	vs NC State	*1b	4	0	0	0	0	0	0	0	0	0	1	0	0	0	2	9	0	1	.000
Feb 20	vs Kent State	*1b	2	1	0	0	0	0	0	1	1	0	0	0	0	0	0	6	1	0	.000
Feb 21	vs Appalachian State	*1b	4	1	0	0	0	0	0	1	0	0	0	0	0	0	2	8	0	0	.000
Feb 23	NORFOLK STATE	*1b	3	1	1	0	0	0	0	1	1	0	0	0	0	1	1	8	1	0	.077
Feb 26	MANHATTAN	*1b	4	0	0	0	0	0	0	1	0	0	0	0	0	0	1	11	0	0	.059
Feb 27	VIRGINIA TECH	*1b	2	0	0	0	0	0	0	0	0	0	0	0	0	0	1	6	1	0	.053
Feb 28	DELAWARE	*1b	3	1	0	0	0	0	0	0	0	0	1	0	0	0	1	11	0	0	.045
Mar 1	LIBERTY	1b	1	0	0	0	0	0	0	0	0	0	0	0	0	0	1	1	0	0	.043
Mar 05	RUTGERS-1	*1b	3	0	0	0	0	0	0	0	0	0	0	0	0	0	9	1	0	0	.038
Mar 05	RUTGERS-2	*1b	2	1	1	2	0	0	0	0	0	0	1	0	1	0	0	8	1	0	.071
Mar 06	RUTGERS	*1b	3	0	1	0	0	0	0	0	0	0	0	0	0	0	1	11	0	0	.097
Mar 09	at VCU	*1b	3	0	0	0	0	0	0	0	0	0	1	0	0	0	0	11	1	0	.088
Mar 11	at West Virginia	*1b	2	0	0	0	0	0	0	1	0	0	0	0	0	0	1	3	0	0	.083
Mar 12	at West Virginia-1	1b	2	0	1	0	1	0	0	0	0	0	0	0	0	0	1	8	0	0	.105
Mar 12	at West Virginia	*1b	1	0	0	0	0	0	0	1	0	0	0	0	0	0	0	5	2	0	.103
Mar 15	PRINCETON	*1b	4	0	0	0	0	0	0	0	0	0	0	0	0	0	2	11	0	1	.093
Mar 16	PRINCETON	1b	0	0	0	0	0	0	0	0	0	0	0	0	0	0	0	2	0	0	.093
Mar 18	WESTERN KENTUCK	*1b	3	1	1	0	0	0	0	0	0	0	0	1	0	0	0	8	1	1	.109
Mar 18	WESTERN KENTUCK	1b	0	0	0	0	0	0	0	0	0	0	0	0	0	0	0	0	0	0	.109
Mar 19	WESTERN KENTUCK	*1b	2	0	1	0	0	0	0	0	0	0	0	0	0	0	0	13	1	0	.125
Mar 22	VMI	1b	0	0	0	0	0	0	0	0	0	0	1	0	0	0	0	3	0	0	.125
Mar 25	at RICE	*1b	3	0	1	1	0	0	0	0	0	0	0	0	0	0	1	7	0	0	.137
Mar 26	at RICE	*1b	2	0	0	0	0	0	0	0	0	0	1	0	0	0	1	8	1	0	.132
Mar 30	at Virginia	*1b	2	0	0	0	0	0	0	0	0	0	0	0	0	0	2	8	2	0	.127
Totals			19gs	55	6	7	3	1	0	6	2	0	5	2	1	2	18	175	13	3	.127

On base pct. .269 • Slugging pct. .145

CAREER STATS

Year	avg	gp-gs	ab	r	h	2b	3b	hr	rbi	tb	slg%	bb	hbp	so	gdp	ob%	sf	sh	sb-att	po	a	e	fld%
2015	.000	8-0	3	0	0	0	0	0	0	0	.000	0	0	2	0	.000	0	0	0-0	14	0	0	1.000
2016	.127	24-19	55	6	7	1	0	0	3	8	.145	6	5	18	2	.269	1	2	2-2	175	13	3	.984
TOTAL	.121	32-19	58	6	7	1	0	0	3	8	.138	6	5	20	2	.257	1	2	2-2	189	13	3	.985



#7 WILL MORGAN • Fr. • OF • 6-1 • 180 • L/R • Middletown, N.J. • Christian Brothers Academy

PRIOR TO OLD DOMINION: Will was an outfielder for Christian Brothers Academy in New Jersey ... As a junior, he helped his team win both the Shore Conference and Monmouth County Tournaments ... He hit .360 with 12 doubles and 25 RBI and was named First Team All-Shore Conference and First Team All-A-North Division ... As a senior, the team collected the A-North, Shore Conference, Monmouth County, Non-Public A-South Sectional and the Non-Public Overall State Championships ... Also earned First Team All-Shore honors and was selected to play in the N.J. Senior All-Star game ... Over his career, he recorded 96 hits, 31 doubles, 10 home runs and 47 RBI.

MISCELLANEOUS

2016 Season Highs

At Bats	4 two times
Runs	2 vs App State
Hits	2 two times
RBI	3 vs App State
2B	1 vs Princeton
3B	1 vs App State
HR	---
Total Bases	8 vs App State
Walks	3 vs App State
SB	1 vs App State
Putouts	4 vs App State
Assists	---

Career Highs

At Bats	4 two times
Runs	2 vs App State (2.21.2016)
Hits	2 two times
RBI	3 vs App State (2.21.2016)
2B	1 vs Princeton (3.16.2016)
3B	1 vs App State (2.21.2016)
HR	---
Total Bases	8 vs App State (2.21.2016)
Walks	3 vs App State (2.21.2016)
SB	1 vs App State (2.21.2016)
Putouts	4 vs App State (2.21.2016)
Assists	---

2016 GAME-BY-GAME STATS

**2016 Old Dominion Baseball
Individual Game-by-Game for Old Dominion (as of Mar 31, 2016)**


#7 Will Morgan - 12 games (All games)

Date	Opponent	Pos	AB	R	H	RBI	2B	3B	HR	BB	SB	CS	HBP	SAC	SF	GDP	K	PO	A	E	Avg
Feb 21	vs Appalachian State	*of	2	2	1	3	0	1	0	3	1	1	0	0	0	0	1	4	0	0	.500
Feb 23	NORFOLK STATE	*of	3	0	0	0	0	0	0	0	0	0	0	0	0	0	3	0	0	0	.200
Feb 26	MANHATTAN	of	1	0	1	0	0	0	0	0	0	0	0	0	0	0	0	2	0	0	.333
Feb 27	VIRGINIA TECH	*of	1	0	0	0	0	0	0	0	0	0	0	0	0	0	1	1	0	1	.286
Mar 06	RUTGERS	*of	2	0	0	0	0	0	0	0	0	0	0	0	0	0	0	1	0	0	.222
Mar 11	at West Virginia	ph	1	0	0	0	0	0	0	0	0	0	0	0	0	0	0	0	0	0	.200
Mar 12	at West Virginia	ph	1	0	0	0	0	0	0	0	0	0	0	0	0	0	1	0	0	0	.182
Mar 15	PRINCETON	of	0	0	0	0	0	0	0	0	0	0	0	0	0	0	0	0	0	0	.182
Mar 16	PRINCETON	*dh	4	1	2	0	1	0	0	0	0	0	0	0	0	1	0	0	0	0	.267
Mar 19	WESTERN KENTUCK	*of	4	1	2	0	0	0	0	0	0	0	0	0	0	0	1	1	0	1	.316
Mar 23	VMI	*dh	3	0	1	0	0	0	0	1	0	0	0	0	0	0	0	0	0	0	.318
Mar 30	at Virginia	pr/of	1	0	0	0	0	0	0	0	0	0	0	0	0	0	0	1	0	0	.304
Totals		7gs	23	4	7	3	1	1	0	4	1	1	0	0	0	1	7	10	0	2	.304

On base pct. .407 • Slugging pct. .435

CAREER STATS

Year	avg	gp-gs	ab	r	h	2b	3b	hr	rbi	tb	slg%	bb	hbp	so	gdp	ob%	sf	sh	sb-att	po	a	e	fld%
2016	.304	12-7	23	4	7	1	1	0	3	10	.435	4	0	7	1	.407	0	0	1-2	10	0	2	.833
TOTAL	.304	12-7	23	4	7	1	1	0	3	10	.435	4	0	7	1	.407	0	0	1-2	10	0	2	.833



#9 CONNOR MYERS • Sr. • OF • 5-11 • 180 • R/R • Middletown, Md. • Middletown

PERSONAL: Connor Myers is the son of Alan and Rita Myers ... Has one brother, Dillon and one sister, Mackenzie ... Majoring in sport management ... Four-year honor roll student ... Favorite Foods: Home-Cooked meals like spinach, steak and beets ... Favorite Movie: "Law Abiding Citizen" ... Person in history would most like to meet: Abner Doubleday ... Favorite Book Read: "The Hunger Games" by Suzanne Collins ... Dream Vacation: St. Thomas in the Virgin Islands.

2015: Three hits in a game vs. Rutgers ... Three RBI in a game vs. ECU & Charlotte ... Diving catch at UAB was the No. 3 ESPN SportsCenter Play of the day (5-16) ... Second in C-USA in steals with 20-25 ... Homered in game vs. FAU (C-USA tournament) ... 17 multiple hit games ... Longest hitting streak was 13 ... Reached base 21 straight games.

MISCELLANEOUS

2016 Season Highs	
At Bats	5 10 times
Runs	3 three times
Hits	4 two times
RBI	3 vs WKU
2B	1 seven times
3B	---
HR	2 vs Liberty
Total Bases	12 three times
Walks	3 vs Manhattan
SB	1 seven times
Putouts	6 vs Liberty
Assists	1 two times
Career Highs	
At Bats	6 vs Liberty (3.19.2014)
Runs	3 six times
Hits	4 four times
RBI	3 seven times
2B	2 at Wofford (5.18.2013)
3B	1 five times
HR	2 vs Liberty (3.1.2016)
Total Bases	12 six times
Walks	3 two times
SB	2 at MTSU (3.27.2015)
Putouts	8 vs Rutgers (2.24.2013)
Assists	1 16 times

2016 GAME-BY-GAME STATS

**2016 Old Dominion Baseball
Individual Game-by-Game for Old Dominion (as of Mar 31, 2016)**

#9 Connor Myers - 26 games (All games)

Date	Opponent	Pos	AB	R	H	RBI	2B	3B	HR	BB	SB	CS	HBP	SAC	SF	GDP	K	PO	A	E	Avg
Feb 19	vs NC State	*of	4	1	1	0	0	0	0	0	1	0	1	0	0	0	1	4	0	0	.250
Feb 20	vs Kent State	*of	3	0	1	1	1	0	0	0	0	0	0	0	1	0	0	3	0	0	.286
Feb 21	vs Appalachian State	*of	5	3	3	1	0	0	1	1	1	0	0	0	0	0	0	0	0	0	.417
Feb 23	NORFOLK STATE	*of	4	1	1	0	1	0	0	1	0	0	0	0	0	0	1	4	0	0	.375
Feb 26	MANHATTAN	*of	3	0	1	1	0	0	0	3	0	1	0	1	0	0	0	1	0	0	.368
Feb 27	VIRGINIA TECH	*of	2	0	0	0	0	0	0	1	0	0	0	0	0	0	1	0	0	0	.333
Feb 28	DELAWARE	*of	5	2	3	2	1	0	0	0	1	0	0	0	0	0	0	3	0	0	.385
Mar 1	LIBERTY	*of	5	3	4	2	1	0	2	0	0	0	0	0	0	0	0	6	0	0	.452
Mar 05	RUTGERS-1	*of	3	1	0	0	0	0	0	1	0	0	0	0	0	0	1	1	0	0	.412
Mar 05	RUTGERS-2	*of	5	0	2	2	1	0	0	0	1	1	0	0	0	0	1	5	0	0	.410
Mar 06	RUTGERS	*of	4	1	1	0	0	0	0	0	0	0	0	0	0	0	1	0	0	1	.395
Mar 09	at VCU	*of	5	2	1	0	0	0	0	0	1	0	0	0	0	0	2	3	1	0	.375
Mar 11	at West Virginia	*of	4	0	2	0	0	0	0	0	0	1	0	0	0	0	1	4	0	0	.385
Mar 12	at West Virginia-1	*of	5	1	1	1	0	0	0	0	0	0	0	0	0	0	2	6	0	0	.368
Mar 12	at West Virginia	*of	5	0	1	0	0	0	0	1	0	0	0	0	0	0	1	4	0	0	.355
Mar 15	PRINCETON	*of	4	0	0	0	0	0	0	0	0	0	0	0	0	0	2	0	0	0	.333
Mar 16	PRINCETON	*of	3	3	1	0	0	0	0	1	0	0	1	0	0	0	0	0	3	0	.333
Mar 18	WESTERN KENTUCK	*of	5	0	4	3	1	0	0	0	0	0	0	0	0	0	0	1	0	0	.365
Mar 18	WESTERN KENTUCK	*of	4	1	1	0	0	0	0	0	0	0	0	0	0	0	0	0	0	0	.359
Mar 19	WESTERN KENTUCK	*of	4	1	0	0	0	0	0	2	0	0	0	0	0	0	2	0	0	0	.341
Mar 22	VMI	*of	5	1	1	0	1	0	0	0	0	0	0	0	0	0	1	3	0	0	.333
Mar 23	VMI	*of	2	1	1	0	0	0	0	2	0	1	0	1	0	0	0	2	0	0	.337
Mar 25	at RICE	*of	4	0	0	0	0	0	0	0	0	0	0	0	0	0	3	4	0	0	.323
Mar 26	at RICE	*of	4	0	1	0	0	0	0	0	0	0	0	0	0	0	0	3	1	0	.320
Mar 27	at RICE	*of	4	0	1	1	0	0	0	0	1	0	0	0	0	1	1	3	0	1	.317
Mar 30	at Virginia	*of	5	1	2	1	0	0	0	0	1	0	0	0	0	0	0	3	0	0	.321
Totals			26gs	106	23	34	15	7	0	3	13	7	4	2	2	1	21	66	2	2	.321

On base pct. .402 • Slugging pct. .472

CAREER STATS

Year	avg	gp-gs	ab	r	h	2b	3b	hr	rbi	tb	slg%	bb	hbp	so	gdp	ob%	sf	sh	sb-att	po	a	e	fld%
2013	.300	53-52	180	33	54	9	4	2	17	77	.428	21	7	50	2	.394	0	1	13-15	141	4	0	1.000
2014	.239	59-49	180	23	43	6	0	0	23	49	.272	21	5	48	2	.333	1	5	12-15	137	6	1	.993
2015	.302	56-55	202	32	61	10	1	1	28	76	.376	17	5	34	1	.366	3	9	20-25	150	4	3	.981
2016	.321	26-26	106	23	34	7	0	3	15	50	.472	13	2	21	1	.402	1	2	7-11	66	2	2	.971
TOTAL	.287	194-182	668	111	192	32	5	6	83	252	.377	72	19	153	6	.370	5	17	52-66	494	16	6	.988



#10 NICK HARTMAN • Jr. • RHP • 6-2 • 180 • R/R • Katy, Texas • LSU-Eunice

PERSONAL: Son of Victor and Karla Hartman ... Has one sister, Clarissa ... Majoring in sport management ... Performed community service work at a retirement home in Texas ... Favorite pro athlete: Brian Cushing of the Houston Texans, and Jon Singleton of the Houston Astros ... Favorite Foods: Filet mignon wrapped in bacon ... Dream Travel Spot: San Diego.

2015: Team best five saves ... Made nine starts.

MISCELLANEOUS

2016 Season Highs

IP (S)	---
IP (R)	3.0 vs Manhattan
K	3 three times
BB	2 vs Manhattan
NP	32 vs Manhattan
H Allowed (S)	---
H Allowed (R)	6 at West Virginia
HR Allowed	1 at VCU
Runs Allowed (S)	---
Runs Allowed (R)	3 three times
ER Allowed (S)	---
ER Allowed (R)	3 at West Virginia

2016 Breakdown

Opp. Avg.	.295
vs. Left	.238
vs. Right	.316
WHIP	1.51
K/IP	23/19.2

Career Highs

IP (S)	7.0 two times
IP (R)	3.2 vs USM (5.21.15)
K	6 two times
BB	4 at FAU (4.25.15)
NP	105 at MTSU (3.28.15)
H Allowed (S)	10 at UTSA (4.10.15)
H Allowed (R)	6 at W.Va. (3.12.16)
HR Allowed	1 three times
Runs Allowed (S)	7 at UTSA (4.10.15)
Runs Allowed (R)	3 three times
ER Allowed (S)	6 at MTSU (3.28.15)
ER Allowed (R)	3 at W.Va. (3.12.16)

2016 GAME-BY-GAME STATS

**2016 Old Dominion Baseball
Individual Game-by-Game for Old Dominion (as of Mar 31, 2016)**

#10 Nick Hartman - 2 games (All games)

Date	Opponent	Pos	AB	R	H	RBI	2B	3B	HR	BB	SB	CS	HBP	SAC	SF	GDP	K	PO	A	E	Avg		
Feb 26	MANHATTAN	p	0	0	0	0	0	0	0	0	0	0	0	0	0	0	0	0	0	0	0	.000	
Mar 09	at VCU	p	0	0	0	0	0	0	0	0	0	0	0	0	0	0	0	0	0	0	1	.000	
Totals		Ogs	0	0	0	0	0	0	0	0	0	0	0	0	0	0	0	0	0	1	0	1	.000

On base pct. .000 • Slugging pct. .000

#10 Nick Hartman - 14 appearances (All games)

Date	Opponent	GS	IP	H	R	ER	BB	SO	2B	3B	HR	WP	BK	HBP	IBB	Score	W-L	Sv	ERA	NP
Feb 19	vs NC State		2.0	0	0	0	0	3	0	0	0	0	0	0	0	5-0	0-0	0	0.00	15
Feb 23	NORFOLK STATE		1.1	0	0	0	0	2	0	0	0	0	0	0	0	5-3	0-0	1	0.00	14
Feb 26	MANHATTAN		3.0	0	0	0	2	2	0	0	0	0	0	0	1	6-5	0-0	1	0.00	37
Mar 1	LIBERTY		1.0	2	1	1	0	1	0	0	0	1	0	0	0	7-6	1-0	1	1.23	22
Mar 05	RUTGERS-1		2.0	2	1	1	0	2	0	0	0	0	0	0	0	4-2	1-0	2	1.93	28
Mar 06	RUTGERS		0.2	1	0	0	0	0	0	0	0	0	0	0	0	2-5	1-0	2	1.80	8
Mar 09	at VCU		2.0	2	1	1	0	3	0	0	1	0	0	0	0	3-1	1-0	3	2.25	24
Mar 12	at West Virginia-1		2.0	6	3	3	0	1	3	0	0	2	0	0	0	5-4	2-0	3	3.86	31
Mar 12	at West Virginia		1.1	2	2	2	1	3	0	0	0	0	0	0	0	5-6	2-1	3	4.70	32
Mar 16	PRINCETON		1.0	1	0	0	0	1	0	0	0	0	0	0	0	10-4	2-1	3	4.41	22
Mar 18	WESTERN KENTUCK		1.0	1	0	0	0	2	0	0	0	1	0	0	0	8-3	2-1	3	4.15	20
Mar 18	WESTERN KENTUCK		1.0	1	0	0	1	2	0	0	0	0	0	0	0	4-2	2-1	4	3.93	23
Mar 23	VMI		1.0	3	3	2	1	1	0	0	0	1	0	0	0	6-5	3-1	4	4.66	23
Mar 27	at RICE		0.1	2	3	2	1	0	0	0	0	0	0	0	0	2-8	3-2	4	5.49	14
Totals			0	19.2	23	14	12	6	23	3	0	1	5	0	1	72-54	3-2	4	5.49	-

CAREER STATS

Year	avg	gp-gs	ab	r	h	2b	3b	hr	rbi	tb	slg%	bb	hbp	so	gdp	ob%	sf	sh	sb-att	po	a	e	fld%
2011	.269	56-56	212	23	57	15	2	5	32	91	.429	20	5	50	5	.346	0	0	2-5	115	6	1	.992
2015	.000	0-0	0	0	0	0	0	0	0	0	.000	0	0	0	0	.000	0	0	0-0	6	5	0	1.000
2016	.000	0-0	0	0	0	0	0	0	0	0	.000	0	0	0	0	.000	0	0	0-0	1	0	1	.500
TOTAL	.269	56-56	212	23	57	15	2	5	32	91	.429	20	5	50	5	.346	0	0	2-5	122	11	2	.985

Year	era	w-l	app	gs	cg	sho	sv	ip	h	r	er	bb	so	2b	3b	hr	bf	bavg	wp	hbp	bk	sfa	sha
2015	5.17	0-6	17	9	0	0/2	5	55.2	58	38	32	28	41	13	2	3	257	.262	6	4	0	1	3
2016	5.49	3-2	14	0	0	0/1	4	19.2	23	14	12	6	23	3	0	1	87	.295	5	0	0	1	2
TOTAL	5.26	3-8	31	9	0	0/3	9	75.1	81	52	44	34	64	16	2	4	344	.271	11	4	0	2	5



#11 KYLE BEAM • Jr. • C • 6-0 • 225 • R/R • Hood River, Ore. • Lane CC

PRIOR TO OLD DOMINION: As a freshman at Lane Community College, Beam was selected to the Second Team All-Southern Region for the Northwest Athletic Conference (NWAC) ... In 2014, he participated in the NWACC Juco All-Star game ... In 2013, Beam's senior year of high school, he was the 5A State Player of the Year for Oregon while batting .506 with seven home runs and 42 RBI ... Following the season, Beam was selected to play in the High School All-Star game ... First Team All-State performer as a junior and senior in high school ... Also played football at Hood River Valley where he was a First Team All-League selection as a wide receiver and safety in 2012.

MISCELLANEOUS

2016 Season Highs

At Bats	7 vs Manhattan
Runs	2 four times
Hits	3 vs App State
RBI	3 two times
2B	2 vs WKU
3B	1 vs Liberty
HR	1 three times
Total Bases	8 four times
Walks	2 vs Princeton
SB	---
Putouts	7 vs Princeton
Assists	3 two times

Career Highs

At Bats	7 vs Manhattan
Runs	2 four times
Hits	3 vs App State (2.21.2016)
RBI	3 two times
2B	2 vs WKU (3.19.2016)
3B	1 vs Liberty (3.1.2016)
HR	1 three times
Total Bases	8 four times
Walks	2 vs Princeton (3.15.2016)
SB	---
Putouts	7 vs Princeton (3.15.2016)
Assists	3 two times

2016 GAME-BY-GAME STATS

**2016 Old Dominion Baseball
Individual Game-by-Game for Old Dominion (as of Mar 31, 2016)**

#11 Kyle Beam - 19 games (All games)

Date	Opponent	Pos	AB	R	H	RBI	2B	3B	HR	BB	SB	CS	HBP	SAC	SF	GDP	K	PO	A	E	Avg
Feb 20	vs Kent State	dh	1	0	0	0	0	0	0	1	0	0	0	0	0	0	1	0	0	0	.000
Feb 21	vs Appalachian State	*c	4	2	3	3	0	0	1	0	0	0	0	0	0	0	0	4	0	0	.600
Feb 23	NORFOLK STATE	*dh	3	0	0	1	0	0	1	0	0	0	0	0	0	0	0	0	0	0	.375
Feb 26	MANHATTAN	*dh	7	1	2	1	0	0	0	0	0	0	0	0	0	0	3	0	0	0	.333
Feb 27	VIRGINIA TECH	*c	2	0	0	0	0	0	0	0	0	0	0	0	0	0	0	2	0	0	.294
Mar 1	LIBERTY	*c	4	2	2	1	0	1	0	0	0	0	0	0	0	0	0	6	1	0	.333
Mar 06	RUTGERS	*c	3	0	0	1	0	0	0	0	0	0	0	0	1	0	0	4	0	0	.292
Mar 09	at VCU	*dh	4	0	1	0	0	0	0	0	0	0	0	0	0	0	1	0	0	0	.286
Mar 11	at West Virginia	*dh	4	0	1	0	0	0	0	0	0	0	0	0	0	0	2	0	0	0	.281
Mar 12	at West Virginia-1	*c	5	1	2	2	0	0	1	0	0	0	0	0	0	0	2	4	3	0	.297
Mar 12	at West Virginia	*dh	5	0	0	0	0	0	0	0	0	0	0	0	0	0	3	0	0	0	.262
Mar 15	PRINCETON	*c	2	2	0	0	0	0	0	2	0	0	0	0	0	1	1	7	1	0	.250
Mar 18	WESTERN KENTUCK	*dh	2	1	0	0	0	0	0	1	0	0	0	0	0	1	1	0	0	0	.239
Mar 19	WESTERN KENTUCK	*c	4	2	2	3	2	0	1	0	0	0	0	0	0	0	1	2	2	0	.260
Mar 22	VMI	*c	5	1	2	2	1	0	1	0	0	0	0	0	0	0	2	4	3	0	.273
Mar 23	VMI	*c	2	0	0	0	0	0	1	0	0	0	0	0	0	0	0	5	1	0	.263
Mar 26	at RICE	*c	4	0	0	0	0	0	0	0	0	0	0	0	0	0	2	2	0	1	.246
Mar 27	at RICE	*c	4	0	0	0	0	0	0	0	0	0	0	0	0	0	2	2	1	0	.231
Mar 30	at Virginia	ph	1	0	1	2	0	0	0	0	0	0	0	0	0	0	0	0	0	0	.242
Totals			17gs	66	12	16	16	3	1	3	7	0	0	0	1	2	21	42	12	1	.242

On base pct. .311 • Slugging pct. .455

CAREER STATS

Year	avg	gp-gs	ab	r	h	2b	3b	hr	rbi	tb	slg%	bb	hbp	so	gdp	ob%	sf	sh	sb-att	po	a	e	fld%
2016	.242	19-17	66	12	16	3	1	3	16	30	.455	7	0	21	2	.311	1	0	0-0	42	12	1	.982
TOTAL	.242	19-17	66	12	16	3	1	3	16	30	.455	7	0	21	2	.311	1	0	0-0	42	12	1	.982



#14 KURT SINNEN • Jr. • C/1B • 5-11 • 200 • L/R • Virginia Beach, Va. • Kellam

PERSONAL: Kurt Sinnen is the son of Matthew and Tina Sinnen ... Is the twin brother of Sam, and has two other brothers Brooks and Turner ... Brooks played for ODU ... Majoring in sport management.

2015: 21 games with seven starts ... Two hits in a game at UTSA

MISCELLANEOUS

2016 Season Highs

At Bats	5 four times
Runs	2 vs VMI
Hits	2 three times
RBI	3 vs WKU
2B	1 three times
3B	1 vs WKU
HR	1 at VCU
Total Bases	8 vs VMI
Walks	2 four times
SB	1 two times
Putouts	12 vs VMI
Assists	2 two times

Career Highs

At Bats	5 four times
Runs	2 vs VMI (3.22.2016)
Hits	2 six times
RBI	3 vs WKU (3.19.2016)
2B	1 five times
3B	1 vs WKU (3.19.2016)
HR	1 at VCU (3.9.2016)
Total Bases	8 vs VMI (2.22.2016)
Walks	2 four times
SB	1 two times
Putouts	12 vs VMI (3.23.2016)
Assists	2 three times

2016 GAME-BY-GAME STATS

**2016 Old Dominion Baseball
Individual Game-by-Game for Old Dominion (as of Mar 31, 2016)**

#14 Kurt Sinnen - 25 games (All games)

Date	Opponent	Pos	AB	R	H	RBI	2B	3B	HR	BB	SB	CS	HBP	SAC	SF	GDP	K	PO	A	E	Avg
Feb 19	vs NC State	*c	4	0	1	2	0	0	0	1	0	0	0	0	0	0	1	9	1	0	.250
Feb 20	vs Kent State	*c	3	0	1	1	0	0	0	1	0	0	0	0	0	0	0	7	0	0	.286
Feb 21	vs Appalachian State	*dh	3	0	0	0	0	0	0	1	1	0	0	0	0	0	0	0	0	0	.200
Feb 23	NORFOLK STATE	*c	4	0	1	1	0	0	0	0	0	0	0	0	0	0	2	6	0	0	.214
Feb 26	MANHATTAN	*c	5	0	0	0	0	0	0	1	0	0	0	0	0	0	1	8	2	0	.158
Feb 28	DELAWARE	*c	5	1	1	0	0	0	0	0	0	0	0	0	0	0	0	5	0	0	.167
Mar 1	LIBERTY	*dh	3	0	2	1	0	0	0	0	0	0	0	0	1	0	0	0	0	0	.222
Mar 05	RUTGERS-1	*c	4	0	0	0	0	0	0	0	0	0	0	0	0	0	0	8	0	0	.194
Mar 05	RUTGERS-2	*c	3	1	2	0	1	0	2	0	0	0	0	0	0	0	0	4	0	0	.235
Mar 06	RUTGERS	ph	1	0	0	0	0	0	0	0	0	0	0	0	0	0	0	0	0	0	.229
Mar 09	at VCU	*c	3	1	1	1	0	0	1	2	0	0	0	0	0	0	0	7	1	0	.237
Mar 11	at West Virginia	*c	4	1	1	0	0	0	0	0	0	0	0	0	0	0	0	9	2	1	.238
Mar 12	at West Virginia-1	*dh	4	0	0	0	0	0	0	1	0	0	0	0	0	0	2	0	0	0	.217
Mar 12	at West Virginia	ph	1	0	1	1	0	0	0	0	0	0	0	0	0	0	0	0	0	0	.234
Mar 15	PRINCETON	*dh	2	1	1	1	0	0	0	1	1	0	1	0	0	0	0	0	0	0	.245
Mar 16	PRINCETON	*1b	5	0	1	0	0	0	0	0	0	0	0	0	0	0	0	7	0	0	.241
Mar 18	WESTERN KENTUCK	*c	3	0	1	0	0	0	0	0	0	0	0	1	0	0	1	10	0	0	.246
Mar 18	WESTERN KENTUCK	*1b	2	0	1	0	1	0	2	0	0	0	0	0	0	0	0	7	0	0	.254
Mar 19	WESTERN KENTUCK	ph/1b	1	1	1	3	0	1	0	1	0	0	0	0	1	0	0	3	1	0	.267
Mar 22	VMI	*1b	2	2	1	0	1	0	0	2	0	0	0	0	0	0	1	9	0	0	.274
Mar 23	VMI	*1b	5	0	1	1	0	0	0	0	0	0	0	0	0	0	2	12	0	1	.269
Mar 25	at RICE	*c	3	0	0	0	0	0	0	0	0	0	0	0	0	0	0	4	1	0	.257
Mar 26	at RICE	ph	1	0	0	0	0	0	0	0	0	0	0	0	0	0	0	0	0	0	.254
Mar 27	at RICE	*1b	4	0	1	0	0	0	0	0	0	0	0	0	0	0	0	9	0	0	.253
Mar 30	at Virginia	*c/1b	4	0	2	0	0	0	0	0	0	0	0	0	0	0	1	5	0	0	.266
Totals		21gs	79	8	21	12	3	1	1	15	2	0	1	1	2	0	11	129	8	2	.266

On base pct. .381 • Slugging pct. .367

CAREER STATS

Year	avg	gp-gs	ab	r	h	2b	3b	hr	rbi	tb	slg%	bb	hbp	so	gdp	ob%	sf	sh	sb-att	po	a	e	fld%
2014	.304	26-11	46	2	14	1	0	0	7	15	.326	7	0	10	0	.396	0	1	0-0	49	5	1	.982
2015	.171	21-7	35	1	6	1	0	0	1	7	.200	5	0	7	1	.275	0	0	0-0	38	4	1	.977
2016	.266	25-21	79	8	21	3	1	1	12	29	.367	15	1	11	0	.381	2	1	2-2	129	8	2	.986
TOTAL	.256	72-39	160	11	41	5	1	1	20	51	.319	27	1	28	1	.363	2	2	2-2	216	17	4	.983



#15 ZACH RUTHERFORD • So. • INF • 6-2 • 180 • R/R • Chesapeake, Va. • Western Branch

PERSONAL: Son of Robbie and Kelly Rutherford ... One sister, Ashley ... Majoring in management ... Would like to own his own business ... 2013-14 National Honor Society secretary ... Favorite pro athlete: Mike Trout ... Favorite pro team: St. Louis Cardinals ... Dream Travel Spot: Cozumel, Mexico.

2015: Collegiate Baseball and Baseball America Freshman All-American ... C-USA All-Freshman squad ... Third on team in hitting at .317 ... Started 42 of 43 games played in (mostly at shortstop) ... Hit .355 in 27 C-USA games to lead team ... Four RBI in a game at nationally ranked FAU ... Committed only five errors ... Pitched in six games ... 13 multiple hit games ... Longest hitting streak was nine games.

MISCELLANEOUS

2016 Season Highs

At Bats	6 vs Manhattan
Runs	3 vs Princeton
Hits	3 three times
RBI	3 vs WKU
2B	1 three times
3B	1 two times
HR	---
Total Bases	12 vs Princeton
Walks	2 vs NC State
SB	2 vs Kent State
Putouts	4 two times
Assists	9 vs Rutgers

Career Highs

At Bats	6 vs Manhattan (2.26.2016)
Runs	3 two times
Hits	3 10 times
RBI	4 vs FAU (4.24.2015)
2B	2 two times
3B	1 three times
HR	---
Total Bases	12 three times
Walks	2 three times
SB	2 vs Kent State (2.20.2016)
Putouts	5 three times
Assists	9 vs Rutgers (3.6.2016)

2016 GAME-BY-GAME STATS

**2016 Old Dominion Baseball
Individual Game-by-Game for Old Dominion (as of Mar 31, 2016)**

#15 Zach Rutherford - 26 games (All games)

Date	Opponent	Pos	AB	R	H	RBI	2B	3B	HR	BB	SB	CS	HBP	SAC	SF	GDP	K	PO	A	E	Avg	
Feb 19	vs NC State	*SS	3	1	0	0	0	0	0	2	0	0	0	0	0	0	1	0	2	0	.000	
Feb 20	vs Kent State	*SS	4	1	0	0	0	0	0	0	2	0	0	0	0	0	0	3	2	0	.000	
Feb 21	vs Appalachian State	*SS	5	0	1	1	0	0	0	0	0	1	0	0	0	0	1	0	5	0	.083	
Feb 23	NORFOLK STATE	*SS	4	1	2	1	0	0	0	1	0	0	0	0	0	0	0	2	1	0	.188	
Feb 26	MANHATTAN	*SS	6	2	3	0	0	0	0	1	1	0	0	0	0	1	0	3	2	1	.273	
Feb 27	VIRGINIA TECH	*SS	3	0	0	0	0	0	0	0	0	0	0	0	0	0	0	3	4	0	.240	
Feb 28	DELAWARE	*SS	5	0	0	1	0	0	0	0	0	0	0	0	0	0	1	0	6	0	.200	
Mar 1	LIBERTY	*SS	3	1	2	0	1	0	0	1	0	0	0	0	0	0	0	1	3	1	.242	
Mar 05	RUTGERS-1	*SS	4	1	2	0	0	0	0	0	1	0	0	0	0	0	0	0	5	1	.270	
Mar 05	RUTGERS-2	*SS	5	0	0	0	0	0	0	0	0	0	0	0	0	0	3	2	4	1	.238	
Mar 06	RUTGERS	*SS	2	0	1	0	0	0	0	0	0	0	1	1	0	1	0	4	9	1	.250	
Mar 09	at VCU	*SS	4	0	2	1	1	0	0	0	0	0	0	1	0	0	1	1	3	1	.271	
Mar 11	at West Virginia	*SS	4	0	1	0	0	0	0	0	0	0	0	0	0	0	1	3	1	0	.269	
Mar 12	at West Virginia-1	*SS	2	1	1	0	0	0	0	0	0	0	2	1	0	0	0	2	4	0	.278	
Mar 12	at West Virginia	*SS	4	1	0	1	0	0	0	1	0	0	0	0	1	0	1	4	3	0	.259	
Mar 15	PRINCETON	*SS	3	0	2	0	0	0	0	1	1	0	0	0	0	0	0	1	7	0	.279	
Mar 16	PRINCETON	*SS	4	3	3	1	0	0	0	1	1	0	0	0	0	0	0	3	4	0	.308	
Mar 18	WESTERN KENTUCK	*SS	4	0	1	1	0	0	0	0	0	0	0	0	1	0	0	1	1	0	.304	
Mar 18	WESTERN KENTUCK	*SS	3	1	1	3	0	1	0	1	1	0	0	0	0	0	2	0	4	0	.306	
Mar 19	WESTERN KENTUCK	*SS	3	1	1	1	0	0	0	1	0	0	0	2	0	0	0	3	5	1	.307	
Mar 22	VMI	*SS	4	1	3	1	0	0	0	1	0	0	0	0	0	0	0	0	4	0	.329	
Mar 23	VMI	*SS	5	1	1	1	0	1	0	0	0	0	0	0	0	0	1	1	4	0	.321	
Mar 25	at RICE	*SS	4	0	0	0	0	0	0	0	0	0	0	0	0	0	2	3	2	0	.307	
Mar 26	at RICE	*SS	4	0	1	0	1	0	0	0	0	0	0	0	0	0	0	0	5	0	.304	
Mar 27	at RICE	*SS	4	0	0	1	0	0	0	0	0	0	0	0	0	0	2	1	7	0	.292	
Mar 30	at Virginia	*SS	5	1	0	0	0	0	0	0	0	0	0	0	0	0	3	0	2	0	.277	
Totals			26gs	101	17	28	14	3	2	0	11	7	1	3	5	2	2	19	41	99	7	.277

On base pct. .359 • Slugging pct. .347

CAREER STATS

Year	avg	gp-gs	ab	r	h	2b	3b	hr	rbi	tb	slg%	bb	hbp	so	gdp	ob%	sf	sh	sb-att	po	a	e	fld%
2015	.317	43-42	164	30	52	13	1	0	18	67	.409	10	3	26	4	.367	0	6	4-4	75	103	5	.973
2016	.277	26-26	101	17	28	3	2	0	14	35	.347	11	3	19	2	.359	2	5	7-8	41	99	7	.952
TOTAL	.302	69-68	265	47	80	16	3	0	32	102	.385	21	6	45	6	.364	2	11	11-12	116	202	12	.964

Year	era	w-l	app	gs	cg	sho	sv	ip	h	r	er	bb	so	2b	3b	hr	bf	bavg	wp	hbp	bk	sfa	sha
2015	3.24	1-2	6	0	0	0/0	0	8.1	13	3	3	1	4	1	0	0	40	.371	0	2	0	0	2
TOTAL	3.24	1-2	6	0	0	0/0	0	8.1	13	3	3	1	4	1	0	0	40	.371	0	2	0	0	2



#16 THOMAS BUSBICE • Sr. • RHP • 6-1 • 205 • R/R • Papillion, Neb. • Iowa Western

PERSONAL: Son of Joe Busbice and Damorah Alexander ... Has one brother: Matt ... Majoring in criminal justice ... Interested in law enforcement or the Air Force ... Favorite pro athlete: Stephen Curry ... Favorite pro team: San Antonio Spurs ... Dream travel spot: Maui.

2015: Fanned five at Middle Tenn ... Saves vs. Rutgers and WKU ... Team best 25 appearances.

MISCELLANEOUS

2016 Season Highs

IP (S)	---
IP (R)	2.0 vs Rutgers
K	1 seven times
BB	2 at West Virginia
NP	24 at West Virginia
H Allowed (S)	---
H Allowed (R)	3 vs Princeton
HR Allowed	---
Runs Allowed (S)	---
Runs Allowed (R)	4 vs Virginia Tech
ER Allowed (S)	---
ER Allowed (R)	3 vs Virginia Tech

2016 Breakdown

Opp. Avg.	.304
vs. Left	.286
vs. Right	.313
WHIP	1.54
K/IP	7/11.1

Career Highs

IP (S)	3.0 at W&M (4.14.15)
IP (R)	4.0 at MTSU (3.29.15)
K	5 at MTSU (3.29.15)
BB	4 three times
NP	74 vs Rice (3.21.15)
H Allowed (S)	5 at W&M (4.14.15)
H Allowed (R)	7 vs Rice (3.21.15)
HR Allowed	1 three times
Runs Allowed (S)	5 at W&M (4.14.15)
Runs Allowed (R)	4 two times
ER Allowed (S)	5 at W&M (4.14.15)
ER Allowed (R)	3 four times

2016 GAME-BY-GAME STATS

**2016 Old Dominion Baseball
Individual Game-by-Game for Old Dominion (as of Mar 31, 2016)**

#16 Thomas Busbice - 2 games (All games)

Date	Opponent	Pos	AB	R	H	RBI	2B	3B	HR	BB	SB	CS	HBP	SAC	SF	GDP	K	PO	A	E	Avg	
Mar 05	RUTGERS-2	p	0	0	0	0	0	0	0	0	0	0	0	0	0	0	0	0	0	0	0	.000
Mar 15	PRINCETON	p	0	0	0	0	0	0	0	0	0	0	0	0	0	0	0	0	1	0	0	.000
Totals		Ogs	0	0	0	0	0	0	0	0	0	0	0	0	0	0	0	0	1	1	0	.000

On base pct. .000 • Slugging pct. .000

#16 Thomas Busbice - 11 appearances (All games)

Date	Opponent	GS	IP	H	R	ER	BB	SO	2B	3B	HR	WP	BK	HBP	IBB	Score	W-L	Sv	ERA	NP
Feb 23	NORFOLK STATE		1.0	1	0	0	0	0	1	0	0	0	0	0	0	5-3	0-0	0	0.00	21
Feb 27	VIRGINIA TECH		0.0	2	4	3	0	1	2	0	0	3	0	0	0	1-22	0-0	0	27.00	17
Mar 05	RUTGERS-2		2.0	0	0	0	0	1	0	0	0	0	0	0	0	7-4	1-0	0	9.00	21
Mar 09	at VCU		0.2	1	0	0	0	0	0	0	0	0	0	0	0	3-1	1-0	0	7.36	8
Mar 12	at West Virginia-1		1.2	2	0	0	0	1	0	0	0	1	0	0	0	5-4	1-0	0	5.06	24
Mar 12	at West Virginia		1.0	0	0	0	2	1	0	0	0	0	0	0	0	5-6	1-0	0	4.26	16
Mar 15	PRINCETON		1.1	3	2	2	0	1	0	0	0	0	0	0	0	7-6	1-0	0	5.87	17
Mar 19	WESTERN KENTUCK		0.1	2	2	2	0	0	0	0	0	0	0	0	0	12-8	1-0	0	7.88	4
Mar 22	VMI		1.0	1	1	1	1	0	0	0	0	0	0	1	0	8-2	1-0	0	8.00	21
Mar 26	at RICE		1.2	1	0	0	1	1	0	0	0	0	0	0	0	2-6	1-0	0	6.75	16
Mar 30	at Virginia		1.0	1	1	1	0	1	0	0	1	0	0	0	0	5-4	1-0	0	6.94	14
Totals		0	11.2	14	10	9	4	7	3	0	1	4	0	1	0	60-66	1-0	0	6.94	-

CAREER STATS

Year	avg	gp-gs	ab	r	h	2b	3b	hr	rbi	tb	slg%	bb	hbp	so	gdp	ob%	sf	sh	sb-att	po	a	e	fld%
2015	.000	0-0	0	0	0	0	0	0	0	0	.000	0	0	0	0	.000	0	0	0-0	3	11	2	.875
2016	.000	0-0	0	0	0	0	0	0	0	0	.000	0	0	0	0	.000	0	0	0-0	1	1	0	1.000
TOTAL	.000	0-0	0	0	0	0	0	0	0	0	.000	0	0	0	0	.000	0	0	0-0	4	12	2	.889

Year	era	w-l	app	gs	cg	sho	sv	ip	h	r	er	bb	so	2b	3b	hr	bf	bavg	wp	hbp	bk	sfa	sha
2015	4.84	3-2	25	1	0	0/3	2	44.2	46	30	24	26	37	11	0	3	201	.279	12	3	0	3	4
2016	6.94	1-0	11	0	0	0/0	0	11.2	14	10	9	4	7	3	0	1	55	.304	4	1	0	1	3
TOTAL	5.27	4-2	36	1	0	0/3	2	56.1	60	40	33	30	44	14	0	4	256	.284	16	4	0	4	7



#17 CULVER LAMB • So. • RHP • 6-3 • 195 • R/R • Virginia Beach, Va. • Chipola College

PRIOR TO OLD DOMINION: Member of the Chipola College baseball program that went 40-12 and won the Panhandle Conference Championship in 2015 ... Played first base and was a right-handed pitcher ... Named Second Team All-Panhandle Conference as a pitcher and earned Academic All-Conference honors ... Registered a 3.36 ERA in 67 innings pitched and 65 strikeouts ... Also hit .250 overall and .450 in the conference ... Earned First Team All-Region honors as a pitcher and third baseman and Second Team All-State as a pitcher at Tallwood High School.

MISCELLANEOUS

2016 Season Highs

IP (S)	---
IP (R)	3.2 vs Kent State
K	5 vs Kent State
BB	2 vs Princeton
NP	53 two times
H Allowed (S)	---
H Allowed (R)	4 vs WKU
HR Allowed	1 vs Delaware
Runs Allowed (S)	---
Runs Allowed (R)	3 vs WKU
ER Allowed (S)	---
ER Allowed (R)	2 three times

2016 Breakdown

Opp. Avg.	.250
vs. Left	.286
vs. Right	.231
WHIP	1.22
K/IP	20/20.1

Career Highs

IP (S)	---
IP (R)	3.2 vs Kent State (2.20.16)
K	5 vs Kent State (2.20.16)
BB	2 vs Princeton (3.15.16)
NP	53 two times
H Allowed (S)	---
H Allowed (R)	4 vs WKU (3.19.16)
HR Allowed	1 vs Delaware (2.28.16)
Runs Allowed (S)	---
Runs Allowed (R)	3 vs WKU (3.19.16)
ER Allowed (S)	---
ER Allowed (R)	2 three times

2016 GAME-BY-GAME STATS

**2016 Old Dominion Baseball
Individual Game-by-Game for Old Dominion (as of Mar 31, 2016)**

#17 Culver Lamb - 6 games (All games)

Date	Opponent	Pos	AB	R	H	RBI	2B	3B	HR	BB	SB	CS	HBP	SAC	SF	GDP	K	PO	A	E	Avg
Feb 28	DELAWARE	p	0	0	0	0	0	0	0	0	0	0	0	0	0	0	0	0	1	0	.000
Mar 11	at West Virginia	p	0	0	0	0	0	0	0	0	0	0	0	0	0	0	0	0	0	1	.000
Mar 12	at West Virginia-1	p	0	0	0	0	0	0	0	0	0	0	0	0	0	0	0	0	1	0	.000
Mar 15	PRINCETON	p	0	0	0	0	0	0	0	0	0	0	0	0	0	0	0	0	0	1	.000
Mar 25	at RICE	p	0	0	0	0	0	0	0	0	0	0	0	0	0	0	0	1	1	0	.000
Mar 30	at Virginia	p	0	0	0	0	0	0	0	0	0	0	0	0	0	0	0	1	1	0	.000
Totals		0gs	0	0	0	0	0	0	0	0	0	0	0	0	0	0	0	2	4	2	.000

On base pct. .000 • Slugging pct. .000


#17 Culver Lamb - 11 appearances (All games)

Date	Opponent	GS	IP	H	R	ER	BB	SO	2B	3B	HR	WP	BK	HBP	IBB	Score	W-L	Sv	ERA	NP
Feb 20	vs Kent State		3.2	3	0	0	1	5	0	0	0	0	0	0	0	2-0	0-0	0	0.00	53
Feb 28	DELAWARE		3.1	3	2	2	0	4	0	0	1	0	0	0	0	10-4	1-0	0	2.57	53
Mar 05	RUTGERS-2		3.0	3	0	0	0	1	0	0	0	0	0	0	0	7-4	1-0	1	1.80	51
Mar 11	at West Virginia		1.0	1	2	0	0	1	1	0	0	0	0	0	0	3-4	1-1	1	1.64	17
Mar 12	at West Virginia-1		1.2	0	0	0	1	1	0	0	0	0	0	0	0	5-4	1-1	1	1.42	25
Mar 15	PRINCETON		1.2	2	2	2	2	3	1	0	0	0	0	0	0	7-6	2-1	1	2.51	30
Mar 18	WESTERN KENTUCK		1.0	1	0	0	0	1	1	0	0	0	0	0	0	8-3	2-1	1	2.35	11
Mar 18	WESTERN KENTUCK		1.0	1	0	0	0	1	0	0	0	0	0	1	0	4-2	2-1	1	2.20	16
Mar 19	WESTERN KENTUCK		0.2	4	3	2	0	0	0	0	0	0	0	0	0	12-8	2-1	1	3.18	20
Mar 25	at RICE		2.0	2	1	1	1	2	0	0	0	0	0	1	0	1-3	2-1	1	3.32	34
Mar 30	at Virginia		1.1	0	0	0	0	1	0	0	0	0	0	0	0	5-4	2-1	1	3.10	12
Totals		0	20.1	20	10	7	5	20	3	0	1	0	0	2	0	64-42	2-1	1	3.10	-

CAREER STATS

Year	avg	gp-gs	ab	r	h	2b	3b	hr	rbi	tb	slg%	bb	hbp	so	gdp	ob%	sf	sh	sb-att	po	a	e	fld%
2016	.000	0-0	0	0	0	0	0	0	0	0	.000	0	0	0	0	.000	0	0	0-0	2	4	2	.750
TOTAL	.000	0-0	0	0	0	0	0	0	0	0	.000	0	0	0	0	.000	0	0	0-0	2	4	2	.750

Year	era	w-l	app	gs	cg	sho	sv	ip	h	r	er	bb	so	2b	3b	hr	bf	bavg	wp	hbp	bk	sfa	sha
2016	3.10	2-1	11	0	0	0/1	1	20.1	20	10	7	5	20	3	0	1	88	.250	0	2	0	0	1
TOTAL	3.10	2-1	11	0	0	0/1	1	20.1	20	10	7	5	20	3	0	1	88	.250	0	2	0	0	1



#18 GRAYSON BAILEY • R Sr. • LHP • 6-1 • 210 • L/L • Virginia Beach, Va. • Lee University

PRIOR TO OLD DOMINION: Member of the Lee University baseball team ... Led the team to two NCAA World Series Runner-Up titles in 2014 and 2015 ... In 2014, recorded a 2.05 ERA and one save in 26.1 innings pitched ... Also notched 18 hits and a .202 batting average ... In 2015, went 3-2 in 35.2 innings with a 3.28 ERA ... Was named an Academic All-American twice ... Attended Frank W. Cox High School and was a First Team All-Beach, First Team All-Region, First Team All-Hampton Roads, Honorable Mention All-State and led the team to the regional semifinals ... Played with the Peninsula Pilots in the Coastal Plains League and helped the team win two CPL Championships (2013 & 2014).

MISCELLANEOUS

2016 Season Highs

IP (S)	---
IP (R)	2.0 two times
K	3 vs VMI
BB	3 vs Virginia Tech
NP	42 vs VMI
H Allowed (S)	---
H Allowed (R)	2 two times
HR Allowed	---
Runs Allowed (S)	---
Runs Allowed (R)	3 vs Virginia Tech
ER Allowed (S)	---
ER Allowed (R)	2 vs Virginia Tech

2016 Breakdown

Opp. Avg.	.214
vs. Left	.077
vs. Right	.276
WHIP	1.30
K/IP	7/13.0

Career Highs

IP (S)	---
IP (R)	2.0 two times
K	3 vs VMI (3.22.16)
BB	3 vs Va. Tech (2.27.16)
NP	42 vs VMI (3.22.16)
H Allowed (S)	---
H Allowed (R)	2 two times
HR Allowed	---
Runs Allowed (S)	---
Runs Allowed (R)	3 vs Va. Tech (2.27.16)
ER Allowed (S)	---
ER Allowed (R)	2 vs Va. Tech (2.27.16)

2016 GAME-BY-GAME STATS

**2016 Old Dominion Baseball
Individual Game-by-Game for Old Dominion (as of Mar 31, 2016)**

#18 Grayson Bailey - 2 games (All games)

Date	Opponent	Pos	AB	R	H	RBI	2B	3B	HR	BB	SB	CS	HBP	SAC	SF	GDP	K	PO	A	E	Avg	
Mar 12	at West Virginia	p	0	0	0	0	0	0	0	0	0	0	0	0	0	0	0	0	2	0	0	.000
Mar 19	WESTERN KENTUCK	p	0	0	0	0	0	0	0	0	0	0	0	0	0	0	0	0	1	0	0	.000
Totals		Ogs	0	0	0	0	0	0	0	0	0	0	0	0	0	0	0	0	3	0	0	.000

On base pct. .000 • Slugging pct. .000

#18 Grayson Bailey - 11 appearances (All games)

Date	Opponent	GS	IP	H	R	ER	BB	SO	2B	3B	HR	WP	BK	HBP	IBB	Score	W-L	Sv	ERA	NP
Feb 23	NORFOLK STATE		2.0	2	1	1	0	0	0	0	0	0	0	0	0	5-3	0-0	0	4.50	38
Feb 27	VIRGINIA TECH		0.1	2	3	2	3	1	0	0	0	1	0	0	0	1-22	0-0	0	11.57	29
Mar 09	at VCU		1.0	1	0	0	0	0	0	0	0	0	0	0	0	3-1	0-0	0	8.10	19
Mar 12	at West Virginia		1.1	0	0	0	1	0	0	0	0	0	0	0	0	5-6	0-0	0	5.79	19
Mar 15	PRINCETON		1.0	0	0	0	0	1	0	0	0	0	0	0	0	7-6	0-0	1	4.76	16
Mar 16	PRINCETON		1.0	0	0	0	1	1	0	0	0	1	0	0	0	10-4	0-0	1	4.05	22
Mar 18	WESTERN KENTUCK		1.0	0	0	0	0	1	0	0	0	0	0	0	0	4-2	1-0	1	3.52	9
Mar 19	WESTERN KENTUCK		0.2	0	0	0	1	0	0	0	0	1	0	0	0	12-8	1-0	1	3.24	6
Mar 22	VMI		2.0	1	0	0	1	3	0	0	0	0	1	0	0	8-2	1-0	1	2.61	42
Mar 26	at RICE		1.2	1	1	1	1	0	0	0	0	2	0	0	0	2-6	1-0	1	3.00	25
Mar 30	at Virginia		1.0	2	1	1	0	0	0	0	0	0	0	0	0	5-4	2-0	1	3.46	10
Totals		0	13.0	9	6	5	8	7	0	0	0	5	0	1	0	62-64	2-0	1	3.46	-

CAREER STATS

Year	avg	gp-gs	ab	r	h	2b	3b	hr	rbi	tb	slg%	bb	hbp	so	gdp	ob%	sf	sh	sb-att	po	a	e	fld%
2016	.000	0-0	0	0	0	0	0	0	0	0	.000	0	0	0	0	.000	0	0	0-0	0	3	0	1.000
TOTAL	.000	0-0	0	0	0	0	0	0	0	0	.000	0	0	0	0	.000	0	0	0-0	0	3	0	1.000

Year	era	w-l	app	gs	cg	sho	sv	ip	h	r	er	bb	so	2b	3b	hr	bf	bavg	wp	hbp	bk	sfa	sha
2016	3.46	2-0	11	0	0	0/0	1	13.0	9	6	5	8	7	0	0	0	55	.214	5	1	0	1	3
TOTAL	3.46	2-0	11	0	0	0/0	1	13.0	9	6	5	8	7	0	0	0	55	.214	5	1	0	1	3



#19 DARIUS GILLUS • RFr. • INF • 5-11 • 205 • R/R • Chesterfield, Va. • L.C. Bird

PERSONAL: Son of Quinton and Gail Gillus ... Has two sisters: Jasmine and LaTisha ... Majoring in criminal justice ... Interested in the CIA ... Favorite pro athlete: Bo Jackson ... Favorite pro team: New York Yankees ... Favorite Food: Pizza ... Dream Travel Spot: Spain.

2015: Did not play.

MISCELLANEOUS

2016 Season Highs

At Bats	2 at West Virginia
Runs	---
Hits	1 vs WKU
RBI	1 vs WKU
2B	---
3B	---
HR	---
Total Bases	1 vs WKU
Walks	1 vs Manhattan
SB	---
Putouts	6 at West Virginia
Assists	1 vs Virginia Tech

Career Highs

At Bats	2 at West Virginia (3.12.2016)
Runs	---
Hits	1 vs WKU (3.19.2016)
RBI	1 vs WKU (3.19.2016)
2B	---
3B	---
HR	---
Total Bases	1 vs WKU (3.19.2016)
Walks	1 vs Manhattan (2.26.2016)
SB	---
Putouts	6 at West Virginia (3.12.2016)
Assists	1 vs Virginia Tech (2.27.2016)

2016 GAME-BY-GAME STATS

**2016 Old Dominion Baseball
Individual Game-by-Game for Old Dominion (as of Mar 31, 2016)**

#19 Darius Gillus - 8 games (All games)

Date	Opponent	Pos	AB	R	H	RBI	2B	3B	HR	BB	SB	CS	HBP	SAC	SF	GDP	K	PO	A	E	Avg
Feb 26	MANHATTAN	ph	0	0	0	0	0	0	0	1	0	0	0	0	0	0	0	0	0	0	.000
Feb 27	VIRGINIA TECH	1b	1	0	0	0	0	0	0	0	0	0	0	0	0	0	1	2	1	0	.000
Mar 1	LIBERTY	1b	0	0	0	0	0	0	0	0	0	0	0	0	0	0	0	1	0	0	.000
Mar 05	RUTGERS-1	ph	1	0	0	1	0	0	0	0	0	0	0	0	0	0	0	0	0	0	.000
Mar 12	at West Virginia-1	ph	1	0	0	0	0	0	0	0	0	0	0	0	0	0	0	0	0	0	.000
Mar 12	at West Virginia	1b	2	0	0	0	0	0	0	0	0	0	0	0	0	0	2	6	0	0	.000
Mar 19	WESTERN KENTUCK	ph	1	0	1	1	0	0	0	0	0	0	0	0	0	0	0	0	0	0	.167
Mar 22	VMI	pr/1b	0	0	0	0	0	0	0	0	0	0	0	0	0	0	0	2	0	0	.167
Totals		Ogs	6	0	1	2	0	0	0	1	0	0	0	0	0	0	3	11	1	0	.167

On base pct. .286 • Slugging pct. .167

CAREER STATS

Year	avg	gp-gs	ab	r	h	2b	3b	hr	rbi	tb	slg%	bb	hbp	so	gdp	ob%	sf	sh	sb-att	po	a	e	fld%
2016	.167	8-0	6	0	1	0	0	0	2	1	.167	1	0	3	0	.286	0	0	0-0	11	1	0	1.000
TOTAL	.167	8-0	6	0	1	0	0	0	2	1	.167	1	0	3	0	.286	0	0	0-0	11	1	0	1.000



#20 BRYCE WINDHAM • Fr. • INF • 6-0 • 170 • L/R • Monroe, Mich. • Saint Mary Catholic Central

PRIOR TO OLD DOMINION: Played baseball, basketball and football at St. Mary Catholic Central ... Baseball team went 34-7 in 2014-15 and made it to the state quarterfinals ... Earned All-State honors for three years ... Helped lead the team to three league championships and two regional appearances ... Participated in the Michigan All-Star game ... Batted above .300 every year, with a high of .495 as a senior ... In basketball, played point guard and graduated as the all-time assist leader and the second all-time leading scorer ... Earned All-State honors and was asked to play in the Michigan All-Star game ... In football, played quarterback and helped lead the team to a League and State Championship in 2014 and was named to the All-State team ... Also set the school record for passing yards.

MISCELLANEOUS

2016 Season Highs

At Bats	1 two times
Runs	1 three times
Hits	---
RBI	---
2B	---
3B	---
HR	---
Total Bases	4 three times
Walks	1 vs App. State
SB	---
Putouts	---
Assists	2 vs VMI

Career Highs

At Bats	1 two times
Runs	1 three times
Hits	---
RBI	---
2B	---
3B	---
HR	---
Total Bases	4 three times
Walks	1 vs App. State (2.21.2016)
SB	---
Putouts	---
Assists	2 vs VMI (3.22.2016)

2016 GAME-BY-GAME STATS

**2016 Old Dominion Baseball
Individual Game-by-Game for Old Dominion (as of Mar 31, 2016)**

#20 Bryce Windham - 10 games (All games)

Date	Opponent	Pos	AB	R	H	RBI	2B	3B	HR	BB	SB	CS	HBP	SAC	SF	GDP	K	PO	A	E	Avg
Feb 21	vs Appalachian State	2b	0	1	0	0	0	0	0	1	0	0	0	0	0	0	0	0	1	1	.000
Feb 27	VIRGINIA TECH	ph	1	0	0	0	0	0	0	0	0	0	0	0	0	0	0	0	0	0	.000
Mar 1	LIBERTY	pr	0	0	0	0	0	0	0	0	0	0	0	0	0	0	0	0	0	0	.000
Mar 09	at VCU	ph	0	0	0	0	0	0	0	0	0	0	0	1	0	0	0	0	0	0	.000
Mar 12	at West Virginia-1	pr	0	0	0	0	0	0	0	0	0	0	0	0	0	0	0	0	0	0	.000
Mar 12	at West Virginia	pr	0	1	0	0	0	0	0	0	0	0	0	0	0	0	0	0	0	0	.000
Mar 15	PRINCETON	pr	0	1	0	0	0	0	0	0	0	0	0	0	0	0	0	0	0	0	.000
Mar 18	WESTERN KENTUCK	pr	0	0	0	0	0	0	0	0	0	0	0	0	0	0	0	0	0	0	.000
Mar 22	VMI	2b	1	0	0	0	0	0	0	0	0	0	0	0	0	0	1	0	2	0	.000
Mar 27	at RICE	pr	0	0	0	0	0	0	0	0	0	0	0	0	0	0	0	0	0	0	.000
Totals		0gs	2	3	0	0	0	0	0	1	0	0	0	1	0	0	1	0	3	1	.000

On base pct. .333 • Slugging pct. .000

CAREER STATS

Year	avg	gp-gs	ab	r	h	2b	3b	hr	rbi	tb	slg%	bb	hbp	so	gdp	ob%	sf	sh	sb-att	po	a	e	fld%
2016	.000	10-0	2	3	0	0	0	0	0	0	.000	1	0	1	0	.333	0	1	0-0	0	3	1	.750
TOTAL	.000	10-0	2	3	0	0	0	0	0	0	.000	1	0	1	0	.333	0	1	0-0	0	3	1	.750



#21 MORGAN MAGUIRE • Fr. • RHP • 6-2 • 205 • L/R • Rumson, N.J. • Rumson-Fair Haven Regional

PRIOR TO OLD DOMINION: Played at Rumson Fair-Haven High School and was selected as a two-time All-Shore Conference member and First Team All-State, along with a three-time All-Division selection ... Was named the 2014 A-Central Division Hitter of the year and 2015 A-Central Division Pitcher of the Year ... Asked to play in the Shore Conference All-Star game ... For his career, he registered 77 hits, five home runs and 53 RBI, while notching an ERA of 0.97 and a 12-4 record on the mound ... Played summer baseball for Coach Rob Maida and the 9ers Baseball Club out of N.J. with fellow teammate Will Morgan ... Also played basketball and helped the team win a conference championship and was a member of the All-Division team.

MISCELLANEOUS

2016 Season Highs

IP (S)	---
IP (R)	2.2 vs Virginia Tech
K	3 vs West Virginia
BB	1 three times
NP	29 vs Virginia Tech
H Allowed (S)	---
H Allowed (R)	4 at Rice
HR Allowed	1 two times
Runs Allowed (S)	---
Runs Allowed (R)	4 at Rice
ER Allowed (S)	---
ER Allowed (R)	4 at Rice

2016 Breakdown

Opp. Avg.	.271
vs. Left	.333
vs. Right	.237
WHIP	1.23
K/IP	15/15.1

Career Highs

IP (S)	---
IP (R)	2.2 vs Va. Tech (2.27.16)
K	3 at W.Va. (3.11.16)
BB	1 three times
NP	29 vs Va. Tech (2.27.16)
H Allowed (S)	---
H Allowed (R)	4 at Rice (3.27.16)
HR Allowed	1 two times
Runs Allowed (S)	---
Runs Allowed (R)	4 at Rice (3.27.16)
ER Allowed (S)	---
ER Allowed (R)	4 at Rice (3.27.16)

2016 GAME-BY-GAME STATS

**2016 Old Dominion Baseball
Individual Game-by-Game for Old Dominion (as of Mar 31, 2016)**

#21 Morgan Maguire - 4 games (All games)

Date	Opponent	Pos	AB	R	H	RBI	2B	3B	HR	BB	SB	CS	HBP	SAC	SF	GDP	K	PO	A	E	Avg
Mar 05	RUTGERS-1	p	0	0	0	0	0	0	0	0	0	0	0	0	0	0	0	0	1	0	.000
Mar 11	at West Virginia	p	0	0	0	0	0	0	0	0	0	0	0	0	0	0	0	0	0	1	.000
Mar 12	at West Virginia-1	p	0	0	0	0	0	0	0	0	0	0	0	0	0	0	0	0	0	1	.000
Mar 27	at RICE	p	0	0	0	0	0	0	0	0	0	0	0	0	0	0	0	0	2	0	.000
Totals		Ogs	0	0	0	0	0	0	0	0	0	0	0	0	0	0	0	0	3	2	.000

On base pct. .000 • Slugging pct. .000

#21 Morgan Maguire - 14 appearances (All games)

Date	Opponent	GS	IP	H	R	ER	BB	SO	2B	3B	HR	WP	BK	HBP	IBB	Score	W-L	Sv	ERA	NP
Feb 21	vs Appalachian State		1.0	1	1	0	0	2	0	0	0	1	0	0	0	12-3	0-0	0	0.00	15
Feb 26	MANHATTAN		1.0	1	1	1	0	2	1	0	0	2	0	0	0	6-5	0-0	0	4.50	15
Feb 27	VIRGINIA TECH		2.2	3	3	3	0	0	0	0	1	0	0	1	0	1-22	0-0	0	7.71	29
Mar 05	RUTGERS-1		1.0	1	1	1	0	2	1	0	0	0	1	1	0	4-2	1-0	0	7.94	16
Mar 06	RUTGERS		0.1	0	1	1	1	0	0	0	0	0	0	0	0	2-5	1-0	0	9.00	8
Mar 09	at VCU		0.2	0	0	0	0	1	0	0	0	0	0	0	0	3-1	1-0	0	8.10	7
Mar 11	at West Virginia		1.2	2	0	0	0	3	0	0	0	0	0	1	0	3-4	1-0	0	6.48	25
Mar 12	at West Virginia-1		1.0	1	0	0	0	1	0	0	0	0	0	0	0	5-4	1-0	1	5.79	12
Mar 16	PRINCETON		1.0	1	0	0	0	1	0	0	0	0	0	0	0	10-4	1-0	1	5.23	15
Mar 18	WESTERN KENTUCK		1.0	1	0	0	0	1	0	0	0	0	0	0	0	8-3	1-0	1	4.76	18
Mar 18	WESTERN KENTUCK		1.0	0	0	0	0	1	0	0	0	0	0	0	0	4-2	1-0	1	4.38	11
Mar 23	VMI		1.0	0	0	0	0	1	0	0	0	0	0	0	0	6-5	1-0	1	4.05	6
Mar 27	at RICE		1.0	4	4	4	1	0	3	0	1	0	0	0	0	2-8	1-0	1	6.28	19
Mar 30	at Virginia		1.0	1	0	0	1	0	0	0	0	1	0	0	0	5-4	1-0	1	5.87	18
Totals		0	15.1	16	11	10	3	15	5	0	2	4	1	3	0	71-72	1-0	1	5.87	-

CAREER STATS

Year	avg	gp-gs	ab	r	h	2b	3b	hr	rbi	tb	slg%	bb	hbp	so	gdp	ob%	sf	sh	sb-att	po	a	e	fld%
2016	.000	0-0	0	0	0	0	0	0	0	0	.000	0	0	0	0	.000	0	0	0-0	0	3	2	.600
TOTAL	.000	0-0	0	0	0	0	0	0	0	0	.000	0	0	0	0	.000	0	0	0-0	0	3	2	.600

Year	era	w-l	app	gs	cg	sho	sv	ip	h	r	er	bb	so	2b	3b	hr	bf	bavg	wp	hbp	bk	sfa	sha
2016	5.87	1-0	14	0	0	0/0	1	15.1	16	11	10	3	15	5	0	2	68	.271	4	3	1	0	2
TOTAL	5.87	1-0	14	0	0	0/0	1	15.1	16	11	10	3	15	5	0	2	68	.271	4	3	1	0	2



#22 NICK LUSTRINO • Rsr. • INF • 6-0 • 185 • L/R • Spring Lake, N.J. • Manasquan

PERSONAL: Son of Loujis and Cynthia Lustrino ... Has two sisters: Kayce and Lindsey ... Plans to major in biology ... Interested in the physical therapy field ... Favorite pro athlete: Dustin Pedroia ... Favorite pro team: Boston Red Sox.

2015: 34 starts in 38 games at second and third base ... 2 RBI in a game vs. Rutgers, at ECU and at Virginia ... Homered at ECU.

MISCELLANEOUS

2016 Season Highs

At Bats	6 vs Manhattan
Runs	2 three times
Hits	2 six times
RBI	1 nine times
2B	1 two times
3B	---
HR	---
Total Bases	8 two times
Walks	3 at West Virginia
SB	1 three times
Putouts	3 vs Virginia
Assists	4 two times

Career Highs

At Bats	6 vs Manhattan (2.26.2016)
Runs	2 five times
Hits	2 12 times
RBI	2 three times
2B	1 seven times
3B	---
HR	1 at ECU (3.4.2015)
Total Bases	8 four times
Walks	3 at West Virginia (3.12.2016)
SB	1 four times
Putouts	3 four times
Assists	6 vs VMI (3.17.2015)

2016 GAME-BY-GAME STATS

**2016 Old Dominion Baseball
Individual Game-by-Game for Old Dominion (as of Mar 31, 2016)**

#22 Nick Lustrino - 26 games (All games)

Date	Opponent	Pos	AB	R	H	RBI	2B	3B	HR	BB	SB	CS	HBP	SAC	SF	GDP	K	PO	A	E	Avg
Feb 19	vs NC State	*3b	4	0	2	1	1	0	0	1	0	0	0	0	0	0	0	2	3	0	.375
Feb 20	vs Kent State	*3b	4	0	1	0	0	0	0	0	0	1	0	0	0	0	0	2	3	0	.273
Feb 21	vs Appalachian State	*3b	3	0	0	0	0	0	0	1	0	0	0	0	0	0	0	1	2	0	.231
Feb 23	NORFOLK STATE	*3b	2	0	0	0	0	0	0	2	1	0	0	0	0	0	0	1	3	0	.263
Feb 26	MANHATTAN	*3b	6	1	2	1	0	0	0	0	0	0	0	0	0	0	0	1	1	1	.227
Feb 27	VIRGINIA TECH	*3b	3	0	0	0	0	0	0	0	0	0	0	0	0	0	0	0	2	0	.231
Feb 28	DELAWARE	*3b	4	1	1	0	0	0	0	0	1	0	0	0	0	1	0	1	1	0	.207
Mar 1	LIBERTY	*3b	3	0	0	0	0	0	0	1	0	0	0	0	0	0	1	0	0	0	.219
Mar 05	RUTGERS-1	*3b	3	1	1	1	1	0	0	1	0	0	0	0	0	0	1	1	1	0	.250
Mar 05	RUTGERS-2	*3b	4	1	2	1	0	0	0	0	0	0	1	0	0	0	0	0	1	1	.263
Mar 06	RUTGERS	*3b	2	0	1	0	0	0	0	0	0	0	0	0	0	0	0	1	1	0	.286
Mar 09	at VCU	*3b	4	0	2	0	0	0	0	0	0	0	0	0	0	0	1	1	0	0	.283
Mar 11	at West Virginia	*3b	4	0	1	1	0	0	0	0	0	0	0	0	0	0	0	0	2	1	.306
Mar 12	at West Virginia-1	*3b	3	1	2	0	0	0	0	1	0	0	0	1	0	0	1	0	4	0	.288
Mar 12	at West Virginia	*3b	3	1	0	1	0	0	0	3	0	0	0	0	0	0	0	0	1	1	.273
Mar 15	PRINCETON	*3b	3	0	0	1	0	0	0	1	0	1	0	0	0	0	0	0	1	1	.263
Mar 16	PRINCETON	*3b	2	1	0	0	0	0	0	2	0	0	1	0	0	1	0	0	1	0	.262
Mar 18	WESTERN KENTUCK	*3b	4	2	1	0	0	0	0	0	0	0	0	0	0	1	0	1	4	0	.246
Mar 18	WESTERN KENTUCK	*3b	4	0	0	0	0	0	0	0	0	0	0	0	0	0	0	0	0	0	.260
Mar 19	WESTERN KENTUCK	*3b	4	2	1	1	0	0	0	1	0	0	0	0	0	0	1	0	3	1	.263
Mar 22	VMI	*3b	4	0	2	0	0	0	0	1	1	0	0	0	0	0	0	1	0	0	.256
Mar 23	VMI	*3b	3	1	1	0	0	0	0	0	0	0	0	1	0	0	0	0	0	0	.247
Mar 25	at RICE	*3b	2	0	0	0	0	0	0	1	0	0	0	0	0	0	0	1	2	0	.247
Mar 26	at RICE	*3b	3	0	0	1	0	0	0	1	0	0	0	0	0	0	1	1	2	0	.247
Mar 27	at RICE	*3b	4	1	1	0	0	0	0	0	0	0	0	0	0	0	0	1	2	0	.250
Mar 30	at Virginia	*3b	3	2	1	0	0	0	0	0	0	0	1	0	0	0	0	3	1	0	.250
Totals			25gs	88	15	22	9	2	0	17	3	2	3	2	0	3	6	17	40	6	.250

On base pct. .389 • Slugging pct. .273

CAREER STATS

Year	avg	gp-gs	ab	r	h	2b	3b	hr	rbi	tb	slg%	bb	hbp	so	gdp	ob%	sf	sh	sb-att	po	a	e	fld%
2015	.228	38-24	92	12	21	5	0	1	12	29	.315	15	3	12	1	.355	0	5	1-1	20	56	4	.950
2016	.250	26-25	88	15	22	2	0	0	9	24	.273	17	3	6	3	.389	0	2	3-5	17	40	6	.905
TOTAL	.239	64-49	180	27	43	7	0	1	21	53	.294	32	6	18	4	.372	0	7	4-6	37	96	10	.930



#23 CORY ALEXANDER II • Fr. • OF • 6-0 • 170 • R/R • Goochland, Va. • Goochland

PRIOR TO OLD DOMINION: Played on the Goochland High School baseball team where he was a member of the varsity squad all four years ... Set the stolen base record with 35 ... Named First Team All-State, First Team All-District, First Team All-Region and First Team All-Conference as a junior ... Repeated as First Team All-District and State as a senior ... Helped lead the team to the James River District Championship three times (2013, 2014, 2015) and the Quad Rivers Conference-34 Championship in 2015.

MISCELLANEOUS

2016 Season Highs

At Bats	1 vs Virginia Tech
Runs	1 three times
Hits	---
RBI	---
2B	---
3B	---
HR	---
Total Bases	4 three times
Walks	---
SB	---
Putouts	---
Assists	---

Career Highs

At Bats	1 vs Va. Tech (2.27.2016)
Runs	1 three times
Hits	---
RBI	---
2B	---
3B	---
HR	---
Total Bases	4 three times
Walks	---
SB	---
Putouts	---
Assists	---

2016 GAME-BY-GAME STATS

**2016 Old Dominion Baseball
Individual Game-by-Game for Old Dominion (as of Mar 31, 2016)**

#23 Cory Alexander - 6 games (All games)

Date	Opponent	Pos	AB	R	H	RBI	2B	3B	HR	BB	SB	CS	HBP	SAC	SF	GDP	K	PO	A	E	Avg
Feb 20	vs Kent State	pr	0	0	0	0	0	0	0	0	0	0	0	0	0	0	0	0	0	0	.000
Feb 21	vs Appalachian State	pr	0	0	0	0	0	0	0	0	0	0	0	0	0	0	0	0	0	0	.000
Feb 26	MANHATTAN	pr	0	1	0	0	0	0	0	0	0	0	0	0	0	0	0	0	0	0	.000
Feb 27	VIRGINIA TECH	of	1	0	0	0	0	0	0	0	0	0	0	0	0	0	1	0	0	0	.000
Mar 1	LIBERTY	pr/dh	0	1	0	0	0	0	0	0	0	0	0	0	0	0	0	0	0	0	.000
Mar 05	RUTGERS-1	pr	0	1	0	0	0	0	0	0	0	0	0	0	0	0	0	0	0	0	.000
Totals		ogs	1	3	0	0	0	0	0	0	0	0	0	0	0	0	1	0	0	0	.000

On base pct. .000 • Slugging pct. .000

CAREER STATS

Year	avg	gp-gs	ab	r	h	2b	3b	hr	rbi	tb	slg%	bb	hbp	so	gdp	ob%	sf	sh	sb-att	po	a	e	fld%
2016	.000	6-0	1	3	0	0	0	0	0	0	.000	0	0	1	0	.000	0	0	0-0	0	0	0	.000
TOTAL	.000	6-0	1	3	0	0	0	0	0	0	.000	0	0	1	0	.000	0	0	0-0	0	0	0	.000



#24 BRETT SMITH • Fr. • RHP • 6-4 • 195 • R/R • Chesapeake, Va. • Grassfield

PRIOR TO OLD DOMINION: Brett was varsity starter in both baseball and football since the 10th grade ... On the baseball diamond, he was the Conference Co-Player of the Year and a First Team All-Conference pitching selection as a senior ... Also earned Allstate/VHSL Male Athlete of the Year, Meyers Award Region Athlete of the Year and Second Team All-Region pitching honors ... He was also selected to play in the Virginia East-West All-Star game and was Second Team All-Conference on the mound in 2014 ... On the football field, was a two-year captain and amassed 27 career touchdowns ... Was a First Team All-South Region punter in 2013, along with First Team All-Conference in 2013 and 2014 ... Member of the National Honor Society and FBLA in high school.

MISCELLANEOUS

2016 Season Highs

IP (S)	5.0 vs WKU
IP (R)	2.0 three times
K	4 vs NC State
BB	1 five times
NP	66 vs WKU
H Allowed (S)	5 vs WKU
H Allowed (R)	3 vs Manhattan
HR Allowed	1 vs WKU
Runs Allowed (S)	3 vs WKU
Runs Allowed (R)	2 vs Manhattan
ER Allowed (S)	3 vs WKU
ER Allowed (R)	2 vs Manhattan

2016 Breakdown

Opp. Avg.	.269
vs. Left	.234
vs. Right	.188
WHIP	1.18
K/IP	14/22.0

Career Highs

IP (S)	5.0 vs WKU (3.19.16)
IP (R)	2.0 three times
K	4 vs NC State (2.19.16)
BB	1 five times
NP	66 vs WKU (3.19.16)
H Allowed (S)	5 vs WKU (3.19.16)
H Allowed (R)	3 vs Manhattan (2.26.16)
HR Allowed	1 vs WKU (3.19.16)
Runs Allowed (S)	3 vs WKU (3.19.16)
Runs Allowed (R)	2 vs Manhattan (2.26.16)
ER Allowed (S)	3 vs WKU (3.19.16)
ER Allowed (R)	2 vs Manhattan (2.26.16)

2016 GAME-BY-GAME STATS

**2016 Old Dominion Baseball
Individual Game-by-Game for Old Dominion (as of Mar 31, 2016)**

#24 Brett Smith - 4 games (All games)

Date	Opponent	Pos	AB	R	H	RBI	2B	3B	HR	BB	SB	CS	HBP	SAC	SF	GDP	K	PO	A	E	Avg
Feb 26	MANHATTAN	p	0	0	0	0	0	0	0	0	0	0	0	0	0	0	0	0	1	0	.000
Mar 1	LIBERTY	p	0	0	0	0	0	0	0	0	0	0	0	0	0	0	0	0	1	0	.000
Mar 09	at VCU	*p	0	0	0	0	0	0	0	0	0	0	0	0	0	0	0	1	2	0	.000
Mar 15	PRINCETON	*p	0	0	0	0	0	0	0	0	0	0	0	0	0	0	0	1	0	0	.000
Totals		2gs	0	0	0	0	0	0	0	0	0	0	0	0	0	0	0	2	4	0	.000

On base pct. .000 • Slugging pct. .000

#24 Brett Smith - 10 appearances (All games)

Date	Opponent	GS	IP	H	R	ER	BB	SO	2B	3B	HR	WP	BK	HBP	IBB	Score	W-L	Sv	ERA	NP
Feb 19	vs NC State		2.0	1	0	0	1	4	0	0	0	0	0	0	0	5-0	0-0	0	0.00	38
Feb 26	MANHATTAN		1.1	3	2	2	0	0	1	0	0	0	0	0	0	6-5	0-0	0	5.40	30
Feb 28	DELAWARE		1.0	1	0	0	0	1	0	0	0	0	1	0	0	10-4	0-0	0	4.15	15
Mar 1	LIBERTY		2.0	2	1	0	0	2	0	0	0	0	0	0	0	7-6	0-0	0	2.84	16
Mar 09	at VCU	*	4.2	4	0	0	1	3	1	0	0	0	0	0	0	3-1	1-0	0	1.64	54
Mar 15	PRINCETON	*	2.0	2	1	1	1	1	0	0	0	0	0	0	0	7-6	1-0	0	2.08	40
Mar 19	WESTERN KENTUCK	*	5.0	5	3	3	1	2	0	0	1	0	0	0	0	12-8	1-0	0	3.00	66
Mar 23	VMI		1.0	1	0	0	1	1	0	0	0	0	0	0	0	6-5	1-0	0	2.84	17
Mar 26	at RICE		2.0	1	0	0	0	0	0	0	0	0	0	0	0	2-6	1-0	0	2.57	29
Mar 30	at Virginia		1.0	1	0	0	0	0	0	0	0	0	0	0	0	5-4	1-0	1	2.45	23
Totals		3	22.0	21	7	6	5	14	2	0	1	0	1	0	0	63-45	1-0	1	2.45	-

CAREER STATS

Year	avg	gp-gs	ab	r	h	2b	3b	hr	rbi	tb	slg%	bb	hbp	so	gdp	ob%	sf	sh	sb-att	po	a	e	fld%
2016	.000	0-0	0	0	0	0	0	0	0	0	.000	0	0	0	0	.000	0	0	0-0	2	4	0	1.000
TOTAL	.000	0-0	0	0	0	0	0	0	0	0	.000	0	0	0	0	.000	0	0	0-0	2	4	0	1.000

Year	era	w-l	app	gs	cg	sho	sv	ip	h	r	er	bb	so	2b	3b	hr	bf	bavg	wp	hbp	bk	sfa	sha
2016	2.45	1-0	10	3	0	0/1	1	22.0	21	7	6	5	14	2	0	1	88	.269	0	0	1	1	3
TOTAL	2.45	1-0	10	3	0	0/1	1	22.0	21	7	6	5	14	2	0	1	88	.269	0	0	1	1	3



#25 SETH WOODARD • Fr. • INF • 6-2 • 220 • R/R • Newport News, Va. • Woodside

PRIOR TO OLD DOMINION: Woodard started for the Woodside baseball team since his freshman year ... Named the Freshman of the Year in 2012 ... He batted .441 with two home runs as a junior and was selected First Team All-Conference (Monitor-Merrimac) and a Second Team All-Eastern Region pick ... As a senior he was named a First Team All-Conference selection for the second time ... Helped lead the team to a District and Conference Championship and a Regional Runner-Up finish ... For his career, he recorded a .408 batting average, nine home runs, 195 RBI and 113 hits ... Also swam at Woodside and was an conference and regional place-winner ... Named the school's Freshman Athlete of the Year, Comeback Player of the Year (sophomore) and the Senior Athlete of the Year.

MISCELLANEOUS

2016 Season Highs

At Bats	4 two times
Runs	1 two times
Hits	1 at Virginia
RBI	1 at Virginia
2B	1 at Virginia
3B	---
HR	---
Total Bases	4 two times
Walks	---
SB	1 vs Virginia Tech
Putouts	6 vs Liberty
Assists	2 vs Rutgers

Career Highs

At Bats	4 vs Va. Tech (2.27.2016)
Runs	1 two times
Hits	1 at Virginia (3.30.2016)
RBI	1 at Virginia (3.30.2016)
2B	1 at Virginia (3.30.2016)
3B	---
HR	---
Total Bases	4 two times
Walks	---
SB	1 vs Va. Tech (2.27.2016)
Putouts	6 vs Liberty (3.1.2016)
Assists	2 vs Rutgers (3.6.2016)

2016 GAME-BY-GAME STATS

**2016 Old Dominion Baseball
Individual Game-by-Game for Old Dominion (as of Mar 31, 2016)**

#25 Seth Woodard - 7 games (All games)

Date	Opponent	Pos	AB	R	H	RBI	2B	3B	HR	BB	SB	CS	HBP	SAC	SF	GDP	K	PO	A	E	Avg
Feb 19	vs NC State	ph/dh	1	0	0	0	0	0	0	0	0	0	0	0	0	0	1	0	0	0	.000
Feb 21	vs Appalachian State	3b	1	1	0	0	0	0	0	0	0	0	0	0	0	0	0	0	1	0	.000
Feb 27	VIRGINIA TECH	*dh	4	0	0	0	0	0	0	0	1	0	0	0	0	0	0	0	0	0	.000
Mar 1	LIBERTY	*1b	2	0	0	0	0	0	0	0	0	0	0	0	0	0	0	6	0	0	.000
Mar 06	RUTGERS	*3b	2	0	0	0	0	0	0	0	0	0	0	0	0	0	1	0	2	0	.000
Mar 12	at West Virginia-1	*1b	1	1	0	0	0	0	0	0	0	0	1	0	0	0	1	4	0	0	.000
Mar 30	at Virginia	*dh	4	0	1	1	1	0	0	0	0	0	0	0	0	0	0	0	0	0	.067
Totals		5gs	15	2	1	1	1	0	0	0	1	0	1	0	0	0	3	10	3	0	.067

On base pct. .125 • Slugging pct. .133

CAREER STATS

Year	avg	gp-gs	ab	r	h	2b	3b	hr	rbi	tb	slg%	bb	hbp	so	gdp	ob%	sf	sh	sb-att	po	a	e	fld%
2016	.067	7-5	15	2	1	1	0	0	1	2	.133	0	1	3	0	.125	0	0	1-1	10	3	0	1.000
TOTAL	.067	7-5	15	2	1	1	0	0	1	2	.133	0	1	3	0	.125	0	0	1-1	10	3	0	1.000



#26 CHRIS LIVERS • Sr. • C • 5-9 • 180 • R/R • Virginia Beach, Va. • First Colonial

PERSONAL: Chris Livers is the son of Bud and Charlotte Livers ... Has two brothers Trey and Ethan ... Majoring in civil engineering technology ... Favorite Sports Personality: Josh Hamilton ... Favorite Food: Steak ... Favorite Movie: "Sandlot" ... Favorite Book Read: "The Things They Carried" by Tim O'Brien.

2015: RBI in a game vs. Charlotte.

MISCELLANEOUS

2016 Season Highs

At Bats	5 at West Virginia
Runs	1 three times
Hits	1 nine times
RBI	1 three times
2B	1 two times
3B	---
HR	---
Total Bases	4 three times
Walks	1 two times
SB	---
Putouts	10 two times
Assists	1 two times

Career Highs

At Bats	5 two times
Runs	1 seven times
Hits	2 vs LA Tech (3.22.2014)
RBI	s vs FAU (5.3.2014)
2B	1 three times
3B	---
HR	---
Total Bases	4 eight times
Walks	1 five times
SB	---
Putouts	10 three times
Assists	3 at ECU (4.21.2014)

2016 GAME-BY-GAME STATS

**2016 Old Dominion Baseball
Individual Game-by-Game for Old Dominion (as of Mar 31, 2016)**

#26 Chris Livers - 13 games (All games)

Date	Opponent	Pos	AB	R	H	RBI	2B	3B	HR	BB	SB	CS	HBP	SAC	SF	GDP	K	PO	A	E	Avg
Feb 21	vs Appalachian State	c	1	0	0	0	0	0	0	0	0	0	0	0	0	0	1	4	0	0	.000
Feb 26	MANHATTAN	ph	1	0	1	0	0	0	0	0	0	0	0	0	0	0	0	0	0	0	.500
Feb 27	VIRGINIA TECH	c	2	1	1	0	0	0	0	0	0	0	0	0	0	0	0	4	0	0	.500
Mar 05	RUTGERS-1	*dh	3	0	1	0	0	0	0	0	0	0	0	0	0	0	0	0	0	0	.429
Mar 12	at West Virginia	*c	5	0	0	0	0	0	0	1	0	0	0	0	0	0	2	10	1	0	.250
Mar 15	PRINCETON	ph	1	0	1	1	0	0	0	0	0	0	0	0	0	0	0	0	0	0	.308
Mar 16	PRINCETON	*c	4	0	1	1	1	0	0	1	0	0	0	0	0	0	0	10	0	0	.294
Mar 18	WESTERN KENTUCK	*c	4	0	1	0	0	0	0	0	0	0	0	0	0	0	0	9	1	0	.286
Mar 19	WESTERN KENTUCK	*dh	4	0	0	0	0	0	0	0	0	0	0	0	0	0	0	0	0	0	.240
Mar 22	VMI	dh/ph	1	0	0	1	0	0	0	0	0	0	0	0	1	0	1	0	0	0	.231
Mar 23	VMI	c	1	0	1	0	0	0	0	0	0	0	0	0	0	0	0	1	0	0	.259
Mar 26	at RICE	*dh	3	1	1	0	0	0	0	0	0	0	0	0	0	0	1	0	0	0	.267
Mar 30	at Virginia	ph/c	1	1	1	0	1	0	0	0	0	0	0	1	0	0	0	0	1	0	.290
Totals		6gs	31	3	9	3	2	0	0	2	0	0	0	1	1	0	5	38	3	0	.290

On base pct. .324 • Slugging pct. .355

CAREER STATS

Year	avg	gp-gs	ab	r	h	2b	3b	hr	rbi	tb	slg%	bb	hbp	so	gdp	ob%	sf	sh	sb-att	po	a	e	fld%
2013	.375	4-1	8	2	3	0	0	0	2	3	.375	1	0	0	0	.444	0	0	0-0	16	2	1	.947
2014	.259	12-7	27	3	7	1	0	0	5	8	.296	3	1	5	1	.355	0	1	0-1	57	10	0	1.000
2015	.000	6-0	2	0	0	0	0	0	1	0	.000	0	0	0	0	.000	1	0	0-0	5	1	0	1.000
2016	.290	13-6	31	3	9	2	0	0	3	11	.355	2	0	5	0	.324	1	1	0-0	38	3	0	1.000
TOTAL	.279	35-14	68	8	19	3	0	0	11	22	.324	6	1	10	1	.338	2	2	0-1	116	16	1	.992



#28 JAKE JOSEPHS • R.Jr. • LHP • 5-11 • 190 • L/L • Fairfax Station, Va. • South County

PERSONAL: Jake is the son of Chris and Lynn Josephs ... Has one sister, Isabel ... Majoring in accounting ... Interested in being a CPA ... 3.77 GPA and honor society in high school ... Favorite Sports Personality: Jerry Rice ... Favorite Foods: Cheeseburger and steak ... Favorite Movie: "The Town" ... Person in history would most like to meet: Ted Williams ... Dream vacation: Paris.

2015: Pitched the last 11.1 innings without allowing a run, including four innings in a start at UAB which clinched a spot in the C-USA tournament for ODU ... Fanned 3 vs. W&M and LA Tech.

MISCELLANEOUS

2016 Season Highs

IP (S)	5.0 vs Kent State
IP (R)	2.1 at West Virginia
K	2 at West Virginia
BB	2 vs Virginia Tech
NP	69 vs Kent State
H Allowed (S)	4 vs Kent State
H Allowed (R)	3 vs Virginia Tech
HR Allowed	1 vs Rutgers
Runs Allowed (S)	4 vs Virginia Tech
Runs Allowed (R)	1 two times
ER Allowed (S)	4 vs Virginia Tech
ER Allowed (R)	1 vs VMI

2016 Breakdown

Opp. Avg.	.240
vs. Left	.269
vs. Right	.224
WHIP	1.13
K/IP	8/20.1

Career Highs

IP (S)	5.0 three times
IP (R)	5.0 vs LA Tech (5.9.2015)
K	4 vs Char. So. (3.26.2013)
BB	2 eight times
NP	72 vs LA Tech (5.9.2015)
H Allowed (S)	10 at Campbell (4.3.2015)
H Allowed (R)	5 at FAU (4.26.2015)
HR Allowed	1 four times
Runs Allowed (S)	6 at Campbell (4.3.2015)
Runs Allowed (R)	4 at FAU (4.26.2015)
ER Allowed (S)	6 at Campbell (4.3.2015)
ER Allowed (R)	4 at FAU (4.26.2015)

2016 GAME-BY-GAME STATS

**2016 Old Dominion Baseball
Individual Game-by-Game for Old Dominion (as of Mar 31, 2016)**

#28 Jake Josephs - 4 games (All games)

Date	Opponent	Pos	AB	R	H	RBI	2B	3B	HR	BB	SB	CS	HBP	SAC	SF	GDP	K	PO	A	E	Avg
Feb 20	vs Kent State	*p	0	0	0	0	0	0	0	0	0	0	0	0	0	0	0	1	0	0	.000
Feb 27	VIRGINIA TECH	*p	0	0	0	0	0	0	0	0	0	0	0	0	0	0	0	1	0	0	.000
Mar 18	WESTERN KENTUCK	p	0	0	0	0	0	0	0	0	0	0	0	0	0	0	0	0	1	0	.000
Mar 19	WESTERN KENTUCK	p	0	0	0	0	0	0	0	0	0	0	0	0	0	0	0	0	1	0	.000
Totals		2gs	0	0	0	0	0	0	0	0	0	0	0	0	0	0	0	2	2	0	.000

On base pct. .000 • Slugging pct. .000

#28 Jake Josephs - 12 appearances (All games)

Date	Opponent	GS	IP	H	R	ER	BB	SO	2B	3B	HR	WP	BK	HBP	IBB	Score	W-L	Sv	ERA	NP
Feb 20	vs Kent State	*	5.0	4	0	0	0	1	0	0	0	0	0	0	1	2-0	1-0	0	0.00	69
Feb 27	VIRGINIA TECH	*	3.0	3	4	4	2	1	1	0	0	0	0	0	0	1-22	1-1	0	4.50	39
Mar 05	RUTGERS-2	*	2.0	2	1	1	1	1	0	0	1	0	0	0	0	7-4	1-1	0	4.50	29
Mar 12	at West Virginia		2.1	4	1	1	0	2	0	1	0	0	0	0	0	5-6	1-1	0	4.38	37
Mar 16	PRINCETON		1.0	0	0	0	0	1	0	0	0	0	0	0	0	10-4	1-1	0	4.05	9
Mar 18	WESTERN KENTUCK		1.0	0	0	0	0	0	0	0	0	0	0	0	0	8-3	1-1	0	3.77	11
Mar 18	WESTERN KENTUCK		1.0	0	0	0	0	1	0	0	0	0	0	0	0	4-2	1-1	0	3.52	10
Mar 19	WESTERN KENTUCK		1.1	2	0	0	0	0	0	0	0	0	0	0	0	12-8	2-1	0	3.24	17
Mar 23	VMI		1.0	2	1	1	0	1	1	0	0	0	0	0	0	6-5	2-1	0	3.57	22
Mar 25	at RICE		0.2	1	0	0	1	0	0	0	0	0	0	0	0	1-3	2-1	0	3.44	14
Mar 27	at RICE		1.0	0	0	0	0	0	0	0	0	0	0	0	0	2-8	2-1	0	3.26	12
Mar 30	at Virginia		1.0	0	0	0	1	0	0	0	0	0	0	0	0	5-4	2-1	0	3.10	10
Totals		3	20.1	18	7	7	5	8	2	1	1	0	0	1	0	63-69	2-1	0	3.10	-

CAREER STATS

Year	avg	gp-gs	ab	r	h	2b	3b	hr	rbi	tb	slg%	bb	hbp	so	gdp	ob%	sf	sh	sb-att	po	a	e	fld%
2013	.000	0-0	0	0	0	0	0	0	0	0	.000	0	0	0	0	.000	0	0	0-0	0	6	2	.750
2015	.000	0-0	0	0	0	0	0	0	0	0	.000	0	0	0	0	.000	0	0	0-0	1	5	1	.857
2016	.000	0-0	0	0	0	0	0	0	0	0	.000	0	0	0	0	.000	0	0	0-0	2	2	0	1.000
TOTAL	.000	0-0	0	0	0	0	0	0	0	0	.000	0	0	0	0	.000	0	0	0-0	3	13	3	.842

Year	era	w-l	app	gs	cg	sho	sv	ip	h	r	er	bb	so	2b	3b	hr	bf	bavg	wp	hbp	bk	sfa	sha
2013	4.76	4-4	26	7	0	0/1	2	51.0	59	32	27	9	32	13	2	1	220	.296	3	3	0	4	5
2015	3.89	3-1	24	2	0	0/3	1	41.2	40	24	18	20	29	6	0	2	192	.255	5	5	1	2	8
2016	3.10	2-1	12	3	0	0/1	0	20.1	18	7	7	5	8	2	1	1	82	.240	0	1	0	1	0
TOTAL	4.14	9-6	62	12	0	0/5	3	113.0	117	63	52	34	69	21	3	4	494	.271	8	9	1	7	13



#31 NATE MATHESON • So. • LHP • 6-3 • 225 • L/L • Hampton, Va. • Kecoughtan

PERSONAL: Son of Mike Matheson and Christi Wallace ... Has one brother, Michael and one sister, Brittney ... Majoring in criminal justice ... Interested in law enforcement ... Graduated high school with honors ... DECA club member ... Favorite pro athlete: Clayton Kershaw ... Favorite pro team: Boston Red Sox ... Favorite food: Ham and cheese sub ... Dream travel Spot: Australia.

2015: 11 appearances with five starts ... Picked up wins vs. UAB and VMI ... Fanned five in four innings vs. Liberty.

MISCELLANEOUS

2016 Season Highs

IP (S)	---
IP (R)	1.0 vs VMI
K	2 two times
BB	3 vs Princeton
NP	24 vs Rutgers
H Allowed (S)	---
H Allowed (R)	2 two times
HR Allowed	---
Runs Allowed (S)	---
Runs Allowed (R)	4 vs Princeton
ER Allowed (S)	---
ER Allowed (R)	4 vs Princeton

2016 Breakdown

Opp. Avg.	.389
vs. Left	.800
vs. Right	.231
WHIP	1.5
K/IP	5/3.2

Career Highs

IP (S)	4.0 three times
IP (R)	2.2 vs Rutgers (3.1.2015)
K	5 at Liberty (3.31.2015)
BB	4 two times
NP	82 vs VMI (3.18.2015)
H Allowed (S)	8 at Liberty (3.31.2015)
H Allowed (R)	4 vs Rutgers (3.1.2015)
HR Allowed	2 at Liberty (3.31.2015)
Runs Allowed (S)	7 at Liberty (3.31.2015)
Runs Allowed (R)	4 vs Princeton (3.16.2016)
ER Allowed (S)	7 at Liberty (3.31.2015)
ER Allowed (R)	4 vs Princeton (3.16.2016)

2016 GAME-BY-GAME STATS

**2016 Old Dominion Baseball
Individual Game-by-Game for Old Dominion (as of Mar 31, 2016)**

#31 Nate Matheson - 1 game (All games)

Date	Opponent	Pos	AB	R	H	RBI	2B	3B	HR	BB	SB	CS	HBP	SAC	SF	GDP	K	PO	A	E	Avg
Feb 23	NORFOLK STATE	p	0	0	0	0	0	0	0	0	0	0	0	0	0	0	0	0	0	1	.000
Totals		Ogs	0	0	0	0	0	0	0	0	0	0	0	0	0	0	0	0	0	1	.000

On base pct. .000 • Slugging pct. .000

#31 Nate Matheson - 8 appearances (All games)

Date	Opponent	GS	IP	H	R	ER	BB	SO	2B	3B	HR	WP	BK	HBP	IBB	Score	W-L	Sv	ERA	NP
Feb 20	vs Kent State		0.1	0	0	0	0	1	0	0	0	0	0	0	0	2-0	0-0	1	0.00	3
Feb 23	NORFOLK STATE		0.2	0	0	0	1	2	0	0	0	0	0	0	0	5-3	0-0	1	0.00	17
Feb 26	MANHATTAN		0.2	1	0	0	0	0	0	0	0	1	0	0	0	6-5	0-0	1	0.00	8
Mar 1	LIBERTY		0.0	1	1	1	1	0	1	0	0	0	1	0	0	7-6	0-0	1	5.40	11
Mar 06	RUTGERS		0.2	2	1	1	2	0	0	0	0	0	0	0	0	2-5	0-0	1	7.71	24
Mar 12	at West Virginia		0.1	0	0	0	1	0	0	0	0	0	1	0	0	5-6	0-0	1	6.75	13
Mar 16	PRINCETON		0.0	2	4	4	3	0	0	0	0	0	0	0	0	10-4	0-0	1	20.25	20
Mar 22	VMI		1.0	1	1	1	1	2	0	0	0	1	0	0	0	8-2	0-0	1	17.18	19
Totals		0	3.2	7	7	7	9	5	1	0	0	2	1	1	0	45-31	0-0	1	17.18	-

CAREER STATS

Year	avg	gp-gs	ab	r	h	2b	3b	hr	rbi	tb	slg%	bb	hbp	so	gdp	ob%	sf	sh	sb-att	po	a	e	fld%
2015	.000	0-0	0	0	0	0	0	0	0	0	.000	0	0	0	0	.000	0	0	0-0	1	4	0	1.000
2016	.000	0-0	0	0	0	0	0	0	0	0	.000	0	0	0	0	.000	0	0	0-0	0	0	1	.000
TOTAL	.000	0-0	0	0	0	0	0	0	0	0	.000	0	0	0	0	.000	0	0	0-0	1	4	1	.833

Year	era	w-l	app	gs	cg	sho	sv	ip	h	r	er	bb	so	2b	3b	hr	bf	bavg	wp	hbp	bk	sfa	sha
2015	6.28	2-3	11	5	0	0/1	0	28.2	37	22	20	18	17	6	0	4	143	.316	1	4	1	2	2
2016	17.18	0-0	8	0	0	0/1	1	3.2	7	7	7	9	5	1	0	0	28	.389	2	1	1	0	0
TOTAL	7.52	2-3	19	5	0	0/2	1	32.1	44	29	27	27	22	7	0	4	171	.326	3	5	2	2	2



#32 VICTOR DIAZ • Rsr. • RHP • 6-0 • 195 • R/R • Perth Amboy, N.J. • St. Joseph's

PERSONAL: Victor Diaz Jr. is the son of Victor and Santia Diaz ... Has two sisters, Arlin, and Rosy ... Graduated with a sport management degree in spring of 2015 and is currently taking classes in the Health and Physical Education field ... Selected to the SEC Academic Honor Roll while at Mississippi State ... FCSAA Scholar Athlete selection ... Favorite Food: Chicken Parm ... Favorite Movie: "For the Love of the Game ... Favorite Book Read: "Quiet Strength" by Tony Dungy ... Dream Vacation: Australia.

2015: Four strikeouts vs. Canisius ... Six appearances and one start.

MISCELLANEOUS

2016 Season Highs

IP (S)	5.0 three times
IP (R)	3.0 vs App State
K	6 vs Princeton
BB	3 vs Rutgers
NP	66 vs Liberty
H Allowed (S)	7 vs Liberty
H Allowed (R)	3 vs App State
HR Allowed	1 vs Liberty
Runs Allowed (S)	2 vs Liberty
Runs Allowed (R)	1 two times
ER Allowed (S)	1 three times
ER Allowed (R)	1 two times

2016 Breakdown

Opp. Avg.	
vs. Left	.265
vs. Right	.186
WHIP	1.0
K/IP	18/29.1

Career Highs

IP (S)	7.0 vs FAU (5.4.2014)
IP (R)	4.1 at Rice (3.8.2014)
K	6 two times
BB	3 two times
NP	103 vs FAU (5.4.2014)
H Allowed (S)	10 vs ECU (4.13.2014)
H Allowed (R)	5 two times
HR Allowed	1 eight times
Runs Allowed (S)	4 vs ECU (4.13.2014)
Runs Allowed (R)	5 vs Rutgers (2.24.2013)
ER Allowed (S)	4 vs ECU (4.13.2014)
ER Allowed (R)	5 vs Rutgers (2.24.2013)

2016 GAME-BY-GAME STATS

**2016 Old Dominion Baseball
Individual Game-by-Game for Old Dominion (as of Mar 31, 2016)**

#32 Victor Diaz - 1 game (All games)

Date	Opponent	Pos	AB	R	H	RBI	2B	3B	HR	BB	SB	CS	HBP	SAC	SF	GDP	K	PO	A	E	Avg	
Mar 1	LIBERTY	*P	0	0	0	0	0	0	0	0	0	0	0	0	0	0	0	0	2	0	0	.000
Totals		1gs	0	0	0	0	0	0	0	0	0	0	0	0	0	0	0	0	2	0	0	.000

On base pct. .000 • Slugging pct. .000

#32 Victor Diaz - 8 appearances (All games)

Date	Opponent	GS	IP	H	R	ER	BB	SO	2B	3B	HR	WP	BK	HBP	IBB	Score	W-L	Sv	ERA	NP
Feb 21	vs Appalachian State		3.0	3	1	1	1	4	1	0	0	0	0	0	0	12-3	0-0	0	3.00	59
Feb 26	MANHATTAN		1.0	0	0	0	0	0	0	0	0	0	0	0	0	6-5	1-0	0	2.25	15
Mar 1	LIBERTY	*	5.0	7	2	1	0	1	1	0	1	0	0	0	0	7-6	1-0	0	2.00	66
Mar 06	RUTGERS		2.1	1	1	1	3	3	0	0	0	1	1	0	1	2-5	1-1	0	2.38	43
Mar 12	at West Virginia-1	*	3.0	3	1	1	2	0	2	0	0	0	0	0	0	5-4	1-1	0	2.51	45
Mar 16	PRINCETON	*	5.0	2	0	0	0	6	0	0	0	0	0	0	0	10-4	2-1	0	1.86	56
Mar 22	VMI	*	5.0	3	0	0	0	2	0	0	0	0	0	0	0	8-2	3-1	0	1.48	55
Mar 27	at RICE	*	5.0	5	1	1	0	2	0	0	0	0	1	0	0	2-8	3-1	0	1.53	65
Totals		5	29.1	24	6	5	6	18	4	0	1	1	2	0	1	52-37	3-1	0	1.53	-

CAREER STATS

Year	avg	gp-gs	ab	r	h	2b	3b	hr	rbi	tb	slg%	bb	hbp	so	gdp	ob%	sf	sh	sb-att	po	a	e	fld%
2013	.000	0-0	0	0	0	0	0	0	0	0	.000	0	0	0	0	.000	0	0	0-0	2	1	1	.750
2014	.000	0-0	0	0	0	0	0	0	0	0	.000	0	0	0	0	.000	0	0	0-0	5	9	0	1.000
2015	.000	0-0	0	0	0	0	0	0	0	0	.000	0	0	0	0	.000	0	0	0-0	0	3	1	.750
2016	.000	0-0	0	0	0	0	0	0	0	0	.000	0	0	0	0	.000	0	0	0-0	0	2	0	1.000
TOTAL	.000	0-0	0	0	0	0	0	0	0	0	.000	0	0	0	0	.000	0	0	0-0	7	15	2	.917

Year	era	w-l	app	gs	cg	sho	sv	ip	h	r	er	bb	so	2b	3b	hr	bf	bavg	wp	hbp	bk	sfa	sha
2013	11.91	1-0	9	0	0	0/0	0	11.1	20	16	15	7	12	8	1	2	64	.377	1	2	1	1	1
2014	3.00	5-2	18	11	1	0/1	0	69.0	72	24	23	13	45	18	0	3	289	.276	2	5	2	2	8
2015	5.28	3-1	6	1	0	0/0	0	15.1	20	9	9	3	14	6	0	2	69	.308	2	0	0	1	0
2016	1.53	3-1	8	5	0	0/0	0	29.1	24	6	5	6	18	4	0	1	116	.222	1	0	2	1	1
TOTAL	3.74	12-4	41	17	1	0/1	0	125.0	136	55	52	29	89	36	1	8	538	.279	6	7	5	5	10



#33 TURNER BISHOP • Jr. • OF • 6-1 • 195 • L/L • Virginia Beach, Va. • Kellam

PERSONAL: Turner Bishop is the son of Eddie and Carolyn Bishop ... He has two brothers, Taylor and Travis and one sister, Darcey ... Majoring in criminal justice.

2015: 11 appearances.

MISCELLANEOUS

2016 Season Highs

At Bats	5 vs Rutgers
Runs	1 eight times
Hits	1 12 times
RBI	2 vs Liberty
2B	1 two times
3B	---
HR	1 vs VMI
Total Bases	4 seven times
Walks	1 three times
SB	1 at West Virginia
Putouts	2 at West Virginia
Assists	---

Career Highs

At Bats	5 vs Rutgers (3.5.2016)
Runs	1 eight times
Hits	1 12 times
RBI	2 vs Liberty (3.1.2016)
2B	1 two times
3B	---
HR	1 vs VMI (3.23.2016)
Total Bases	4 seven times
Walks	1 three times
SB	1 at WVU (3.12.2015)
Putouts	2 at WVU (3.12.2015)
Assists	---

2016 GAME-BY-GAME STATS

**2016 Old Dominion Baseball
Individual Game-by-Game for Old Dominion (as of Mar 31, 2016)**

#33 Turner Bishop - 22 games (All games)

Date	Opponent	Pos	AB	R	H	RBI	2B	3B	HR	BB	SB	CS	HBP	SAC	SF	GDP	K	PO	A	E	Avg
Feb 19	vs NC State	*dh	4	0	0	1	0	0	0	0	0	0	0	0	0	0	0	0	0	0	.000
Feb 20	vs Kent State	*dh	1	0	0	0	0	0	0	1	0	0	0	0	0	0	1	0	0	0	.000
Feb 21	vs Appalachian State	dh	0	1	0	0	0	0	0	0	0	1	0	0	0	0	0	0	0	0	.000
Feb 23	NORFOLK STATE	dh	1	0	0	0	0	0	0	0	0	0	0	0	0	0	1	0	0	0	.000
Feb 26	MANHATTAN	*of	3	0	0	0	0	0	0	0	0	0	0	0	0	0	3	1	0	0	.000
Feb 27	VIRGINIA TECH	ph/of	1	0	0	0	0	0	0	0	0	0	0	0	0	0	0	0	0	0	.000
Feb 28	DELAWARE	*dh	4	0	1	0	1	0	0	1	0	0	0	0	0	0	1	0	0	0	.071
Mar 1	LIBERTY	ph	1	0	1	2	0	0	0	0	0	0	0	0	0	0	0	0	0	0	.133
Mar 05	RUTGERS-2	*dh	5	1	1	0	1	0	0	0	0	0	0	0	0	0	1	0	0	0	.150
Mar 06	RUTGERS	*dh	4	0	0	0	0	0	0	0	0	0	0	0	0	0	0	0	0	0	.125
Mar 11	at West Virginia	*of	3	0	1	1	0	0	0	0	0	0	0	0	0	0	1	0	0	0	.148
Mar 12	at West Virginia-1	*of	3	0	1	0	0	0	0	0	0	0	0	0	0	0	1	2	0	0	.167
Mar 12	at West Virginia	*of	2	0	0	0	0	0	0	0	0	0	0	0	0	0	0	0	0	0	.156
Mar 15	PRINCETON	*of	2	0	0	0	0	0	0	0	0	0	0	0	0	0	0	0	0	0	.147
Mar 18	WESTERN KENTUCK	ph	1	0	1	0	0	0	0	0	0	0	0	0	0	0	0	0	0	0	.171
Mar 18	WESTERN KENTUCK	*dh	3	1	1	0	0	0	0	0	0	0	0	0	0	0	2	0	0	0	.184
Mar 19	WESTERN KENTUCK	ph/dh	1	1	1	0	0	0	0	0	0	0	0	0	0	0	0	0	0	0	.205
Mar 22	VMI	*dh	3	1	1	1	0	0	0	0	0	0	0	0	0	0	1	0	0	0	.214
Mar 23	VMI	ph	1	1	1	1	0	0	1	0	0	0	0	0	0	0	0	0	0	0	.233
Mar 25	at RICE	*dh	3	1	1	0	0	0	0	0	0	0	0	0	0	0	1	0	0	0	.239
Mar 26	at RICE	ph	1	0	0	0	0	0	0	0	0	0	0	0	0	0	0	0	0	0	.234
Mar 27	at RICE	*dh	2	1	1	0	0	0	0	1	0	0	0	0	0	0	1	0	0	0	.245
Totals			14gs	49	8	12	6	2	0	1	3	1	0	1	0	0	14	3	0	0	.245

On base pct. .302 • Slugging pct. .347

CAREER STATS

Year	avg	gp-gs	ab	r	h	2b	3b	hr	rbi	tb	slg%	bb	hbp	so	gdp	ob%	sf	sh	sb-att	po	a	e	fld%
2014	.000	0-0	0	0	0	0	0	0	0	0	.000	0	0	0	0	.000	0	0	0-0	0	1	0	1.000
2015	.000	1-1	3	0	0	0	0	0	0	0	.000	0	0	0	0	.000	0	0	0-0	0	2	1	.667
2016	.245	22-14	49	8	12	2	0	1	6	17	.347	3	1	14	0	.302	0	0	1-1	3	0	0	1.000
TOTAL	.231	23-15	52	8	12	2	0	1	6	17	.327	3	1	14	0	.286	0	0	1-1	3	3	1	.857

Year	era	w-l	app	gs	cg	sho	sv	ip	h	r	er	bb	so	2b	3b	hr	bf	bavg	wp	hbp	bk	sfa	sha
2014	2.95	3-1	16	0	0	0/1	0	18.1	9	6	6	14	8	0	0	0	83	.145	0	6	2	1	0
2015	7.11	0-0	11	0	0	0/0	0	12.2	17	11	10	12	8	4	0	2	68	.327	4	1	1	1	2
TOTAL	4.65	3-1	27	0	0	0/1	0	31.0	26	17	16	26	16	4	0	2	151	.228	4	7	3	2	2



#34 SAM SINNEN • Jr. • RHP • 5-11 • 205 • R/R • Virginia Beach, Va. • Kellam

PERSONAL: Sam Sinnen is the son of Matthew and Tina Sinnen ... He has three brothers, Brooks, his twin Kurt and Turner ... Majoring in management ... Interested in real estate.

2015: Second Team All-C-USA selection ... Team leader in wins with six and 53 strikeouts in 66.2 innings ... Three saves ... 3-2 in C-USA games ... Opponents hit .244 ... Fanned three in 1.2 innings vs. Penn ... Did not allow an earned run in his first six appearances this year.

MISCELLANEOUS

2016 Season Highs

IP (S)	6.0 vs Rutgers
IP (R)	---
K	6 vs WKU
BB	2 two times
NP	91 vs WKU
H Allowed (S)	6 two times
H Allowed (R)	---
HR Allowed	---
Runs Allowed (S)	3 vs WKU
Runs Allowed (R)	---
ER Allowed (S)	3 vs WKU
ER Allowed (R)	---

2016 Breakdown

Opp. Avg.	.207
vs. Left	.234
vs. Right	.188
WHIP	0.91
K/IP	22/31.2

Career Highs

IP (S)	7.0 four times
IP (R)	2.0 vs Rice (3.22.2015)
K	8 vs FIU (5.2.2015)
BB	4 at FAU (5.20.2015)
NP	111 vs LA Tech (5.8.2015)
H Allowed (S)	7 two times
H Allowed (R)	7 at WKU (3.15.2015)
HR Allowed	1 at FAU (4.24.2015)
Runs Allowed (S)	5 at FAU (5.20.2015)
Runs Allowed (R)	5 at WKU (3.15.2015)
ER Allowed (S)	5 at FAU (5.20.2015)
ER Allowed (R)	5 at WKU (3.15.2015)

2016 GAME-BY-GAME STATS

**2016 Old Dominion Baseball
Individual Game-by-Game for Old Dominion (as of Mar 31, 2016)**

#34 Sam Sinnen - 4 games (All games)

Date	Opponent	Pos	AB	R	H	RBI	2B	3B	HR	BB	SB	CS	HBP	SAC	SF	GDP	K	PO	A	E	Avg	
Feb 19	vs NC State	*p	0	0	0	0	0	0	0	0	0	0	0	0	0	0	0	0	2	0	0	.000
Feb 26	MANHATTAN	*p	0	0	0	0	0	0	0	0	0	0	0	0	0	0	0	0	2	0	0	.000
Mar 05	RUTGERS-1	*p	0	0	0	0	0	0	0	0	0	0	0	0	0	0	0	0	1	1	0	.000
Mar 18	WESTERN KENTUCK	*p	0	0	0	0	0	0	0	0	0	0	0	0	0	0	0	2	0	0	0	.000
Totals		4gs	0	0	0	0	0	0	0	0	0	0	0	0	0	0	0	4	5	0	0	.000

On base pct. .000 • Slugging pct. .000


#34 Sam Sinnen - 6 appearances (All games)

Date	Opponent	GS	IP	H	R	ER	BB	SO	2B	3B	HR	WP	BK	HBP	IBB	Score	W-L	Sv	ERA	NP
Feb 19	vs NC State	*	5.0	2	0	0	2	3	0	0	0	0	0	0	0	5-0	1-0	0	0.00	59
Feb 26	MANHATTAN	*	5.0	4	2	1	2	4	2	0	0	1	0	1	0	6-5	1-0	0	0.90	74
Mar 05	RUTGERS-1	*	6.0	2	0	0	0	4	1	0	0	0	0	1	0	4-2	1-0	0	0.56	88
Mar 11	at West Virginia	*	5.1	4	2	1	1	3	2	0	0	0	1	0	0	3-4	1-0	0	0.84	77
Mar 18	WESTERN KENTUCK	*	5.0	6	3	3	0	6	1	0	0	0	0	1	0	8-3	2-0	0	1.71	91
Mar 25	at RICE	*	5.1	6	2	2	0	2	0	0	0	0	0	0	0	1-3	2-1	0	1.99	65
Totals		6	31.2	24	9	7	5	22	6	0	0	1	1	3	0	27-17	2-1	0	1.99	-

CAREER STATS

Year	avg	gp-gs	ab	r	h	2b	3b	hr	rbi	tb	slg%	bb	hbp	so	gdp	ob%	sf	sh	sb-att	po	a	e	fld%
2014	.000	0-0	0	0	0	0	0	0	0	0	.000	0	0	0	0	.000	0	0	0-0	1	3	0	1.000
2015	.000	0-0	0	0	0	0	0	0	0	0	.000	0	0	0	0	.000	0	0	0-0	7	4	0	1.000
2016	.000	0-0	0	0	0	0	0	0	0	0	.000	0	0	0	0	.000	0	0	0-0	4	5	0	1.000
TOTAL	.000	0-0	0	0	0	0	0	0	0	0	.000	0	0	0	0	.000	0	0	0-0	12	12	0	1.000

Year	era	w-l	app	gs	cg	sho	sv	ip	h	r	er	bb	so	2b	3b	hr	bf	bavg	wp	hbp	bk	sfa	sha
2014	2.22	1-0	16	1	0	0/1	0	24.1	19	10	6	13	14	5	0	1	106	.218	1	2	0	1	3
2015	2.84	6-3	21	7	0	0/3	3	66.2	63	26	21	15	53	16	1	1	278	.244	3	1	0	2	2
2016	1.99	2-1	6	6	0	0/1	0	31.2	24	9	7	5	22	6	0	0	127	.207	1	3	1	1	2
TOTAL	2.49	9-4	43	14	0	0/5	3	122.2	106	45	34	33	89	27	1	2	511	.230	5	6	1	4	7



#40 ADAM BAINBRIDGE • Jr. • LHP • 6-3 • 190 • L/L • Sinking Spring, Pa. • Wilson

PERSONAL: Adam Bainbridge is the son of Rich and Lynne Bainbridge ... He has two brothers, Andrew and Matt and one sister, Emily ... Majoring in finance.

2015: Team best ERA at 2.39 ... Two saves ... Complete game victory over Marshall ... Fanned career high six vs. Marshall ... Opponents hit .215 ... 4-1 with a 2.57 ERA in C-USA games.

MISCELLANEOUS

2016 Season Highs

IP (S)	5.0 three times
IP (R)	---
K	4 at West Virginia
BB	4 vs WKU
NP	83 at West Virginia
H Allowed (S)	9 at West Virginia
H Allowed (R)	---
HR Allowed	1 two times
Runs Allowed (S)	5 at Rice
Runs Allowed (R)	---
ER Allowed (S)	5 at Rice
ER Allowed (R)	---

2016 Breakdown

Opp. Avg.	.350
vs. Left	.432
vs. Right	.313
WHIP	1.75
K/IP	12/29.0

Career Highs

IP (S)	9.0 vs Marshall (4.19.2015)
IP (R)	2.2 at Liberty (3.31.2015)
K	6 vs Marshall (4.19.2015)
BB	4 vs WKU (3.18.2016)
NP	111 vs Marshall (4.19.2015)
H Allowed (S)	9 two times
H Allowed (R)	3 two times
HR Allowed	1 three times
Runs Allowed (S)	5 at Rice (3.26.2016)
Runs Allowed (R)	2 three times
ER Allowed (S)	5 at Rice (3.26.2016)
ER Allowed (R)	2 at Liberty (3.31.2015)

2016 GAME-BY-GAME STATS

**2016 Old Dominion Baseball
Individual Game-by-Game for Old Dominion (as of Mar 31, 2016)**

#40 Adam Bainbridge - 5 games (All games)

Date	Opponent	Pos	AB	R	H	RBI	2B	3B	HR	BB	SB	CS	HBP	SAC	SF	GDP	K	PO	A	E	Avg
Feb 21	vs Appalachian State	*p	0	0	0	0	0	0	0	0	0	0	0	0	0	0	0	1	1	0	.000
Mar 06	RUTGERS	*p	0	0	0	0	0	0	0	0	0	0	0	0	0	0	0	0	2	0	.000
Mar 18	WESTERN KENTUCK	*p	0	0	0	0	0	0	0	0	0	0	0	0	0	0	0	0	2	0	.000
Mar 26	at RICE	*p	0	0	0	0	0	0	0	0	0	0	0	0	0	0	0	1	1	0	.000
Mar 30	at Virginia	*p	0	0	0	0	0	0	0	0	0	0	0	0	0	0	0	1	1	0	.000
Totals		5gs	0	0	0	0	0	0	0	0	0	0	0	0	0	0	0	3	7	0	.000

On base pct. .000 • Slugging pct. .000

#40 Adam Bainbridge - 7 appearances (All games)

Date	Opponent	GS	IP	H	R	ER	BB	SO	2B	3B	HR	WP	BK	HBP	IBB	Score	W-L	Sv	ERA	NP
Feb 21	vs Appalachian State	*	5.0	5	1	1	1	1	1	0	0	0	0	0	0	12-3	1-0	0	1.80	61
Feb 28	DELAWARE	*	4.2	6	2	2	0	0	0	1	1	0	0	2	0	10-4	1-0	0	2.79	60
Mar 06	RUTGERS	*	5.0	5	2	2	1	1	0	0	0	0	1	0	0	2-5	1-0	0	3.07	66
Mar 12	at West Virginia	*	5.0	9	3	2	1	4	3	0	0	0	0	0	0	5-6	1-0	0	3.20	83
Mar 18	WESTERN KENTUCK	*	4.0	7	2	2	4	3	2	0	0	0	0	0	0	4-2	1-0	0	3.42	76
Mar 26	at RICE	*	2.2	5	5	5	2	1	2	0	1	0	0	0	0	2-6	1-1	0	4.78	55
Mar 30	at Virginia	*	2.2	4	2	2	1	2	1	0	0	1	0	0	0	5-4	1-1	0	4.97	43
Totals		7	29.0	41	17	16	10	12	9	1	2	1	0	3	0	40-30	1-1	0	4.97	-

CAREER STATS

Year	avg	gp-gs	ab	r	h	2b	3b	hr	rbi	tb	slg%	bb	hbp	so	gdp	ob%	sf	sh	sb-att	po	a	e	fld%
2015	.000	0-0	0	0	0	0	0	0	0	0	.000	0	0	0	0	.000	0	0	0-0	2	9	0	1.000
2016	.000	0-0	0	0	0	0	0	0	0	0	.000	0	0	0	0	.000	0	0	0-0	3	7	0	1.000
TOTAL	.000	0-0	0	0	0	0	0	0	0	0	.000	0	0	0	0	.000	0	0	0-0	5	16	0	1.000

Year	era	w-l	app	gs	cg	sho	sv	ip	h	r	er	bb	so	2b	3b	hr	bf	bavg	wp	hbp	bk	sfa	sha
2014	0.00	0-0	9	0	0	0/0	0	6.1	5	0	0	3	5	0	0	27	.208	0	0	0	0	0	0
2015	2.39	4-1	21	8	1	0/2	2	67.2	52	21	18	14	33	9	1	1	265	.215	3	3	0	1	5
2016	4.97	1-1	7	7	0	0/0	0	29.0	41	17	16	10	12	9	1	2	133	.350	1	3	0	2	1
TOTAL	2.97	5-2	37	15	1	0/2	2	103.0	98	38	34	27	50	18	2	3	425	.256	4	6	0	3	6



#42 JOEY BENITEZ • Jr. • LHP • 6-1 • 185 • L/L • Crofton, Md. • Archbishop Spalding

PERSONAL: Joseph Benitez is the son of Rick and Lisa Benitez and he has one brother, Nick ... Volunteered his time with Happy Helpers and Sarah's House ... Majoring in psychology ... Battled and defeated papillary thyroid cancer and had surgery to remove his thyroid, plus 24 lymph nodes.

2015: 18 appearances ... Eight starts ... Picked up save vs. W&M ... Fanned four in a game vs. Rice and ECU.

MISCELLANEOUS

2016 Season Highs

IP (S)	5.0 vs VMI
IP (R)	3.0 vs Princeton
K	3 two times
BB	3 vs Norfolk State
NP	69 vs Norfolk State
H Allowed (S)	5 vs Norfolk State
H Allowed (R)	4 two times
HR Allowed	1 vs Liberty
Runs Allowed (S)	2 vs Norfolk State
Runs Allowed (R)	3 two times
ER Allowed (S)	2 vs Norfolk State
ER Allowed (R)	3 two times

2016 Breakdown

Opp. Avg.	.303
vs. Left	.300
vs. Right	.304
WHIP	1.60
K/IP	10/19.1

Career Highs

IP (S)	6.0 vs ECU (4.15.2015)
IP (R)	3.2 at ECU (4.21.2014)
K	4 two times
BB	3 vs NSU (2.23.2016)
NP	86 vs Rice (3.21.2015)
H Allowed (S)	9 vs Rice (3.21.2015)
H Allowed (R)	5 three times
HR Allowed	1 six times
Runs Allowed (S)	6 vs Rice (3.21.2015)
Runs Allowed (R)	5 vs VCU (4.8.2015)
ER Allowed (S)	5 vs Rice (3.21.2015)
ER Allowed (R)	4 times

2016 GAME-BY-GAME STATS

**2016 Old Dominion Baseball
Individual Game-by-Game for Old Dominion (as of Mar 31, 2016)**

#42 Joey Benitez - 5 games (All games)

Date	Opponent	Pos	AB	R	H	RBI	2B	3B	HR	BB	SB	CS	HBP	SAC	SF	GDP	K	PO	A	E	Avg
Feb 23	NORFOLK STATE	*p	0	0	0	0	0	0	0	0	0	0	0	0	0	0	0	0	2	0	.000
Feb 27	VIRGINIA TECH	p	0	0	0	0	0	0	0	0	0	0	0	0	0	0	0	1	0	0	.000
Mar 05	RUTGERS-2	p	0	0	0	0	0	0	0	0	0	0	0	0	0	0	0	0	1	0	.000
Mar 15	PRINCETON	p	0	0	0	0	0	0	0	0	0	0	0	0	0	0	0	0	1	0	.000
Mar 23	VMI	*p	0	0	0	0	0	0	0	0	0	0	0	0	0	0	0	0	2	0	.000
Totals		2gs	0	0	0	0	0	0	0	0	0	0	0	0	0	0	0	1	6	0	.000

On base pct. .000 • Slugging pct. .000

#42 Joey Benitez - 9 appearances (All games)

Date	Opponent	GS	IP	H	R	ER	BB	SO	2B	3B	HR	WP	BK	HBP	IBB	Score	W-L	Sv	ERA	NP
Feb 23	NORFOLK STATE	*	4.0	5	2	2	3	2	1	0	0	0	0	0	0	5-3	1-0	0	4.50	69
Feb 27	VIRGINIA TECH		2.0	2	3	3	1	3	1	0	0	1	0	1	0	1-22	1-0	0	7.50	33
Mar 1	LIBERTY		1.0	1	1	1	0	1	0	0	1	0	0	1	0	7-6	1-0	0	7.71	18
Mar 05	RUTGERS-2		2.0	4	3	3	1	0	0	0	0	0	0	1	0	7-4	1-0	0	9.00	41
Mar 12	at West Virginia-1		0.2	1	0	0	2	0	0	0	0	0	0	0	0	5-4	1-0	0	8.38	21
Mar 15	PRINCETON		3.0	4	1	1	0	1	0	0	0	1	0	0	0	7-6	1-0	0	7.11	37
Mar 19	WESTERN KENTUCK		1.0	0	0	0	1	0	0	0	0	0	0	0	0	12-8	1-0	0	6.59	9
Mar 23	VMI	*	5.0	4	1	1	0	3	1	0	0	0	0	0	0	6-5	1-0	0	5.30	50
Mar 27	at RICE		0.2	2	0	0	0	0	0	0	0	0	0	0	0	2-8	1-0	0	5.12	6
Totals		2	19.1	23	11	11	8	10	3	0	1	2	0	3	0	52-66	1-0	0	5.12	-

CAREER STATS

Year	avg	gp-gs	ab	r	h	2b	3b	hr	rbi	tb	slg%	bb	hbp	so	gdp	ob%	sf	sh	sb-att	po	a	e	fld%
2014	.000	0-0	0	0	0	0	0	0	0	0	.000	0	0	0	0	.000	0	0	0-0	0	3	0	1.000
2015	.000	0-0	0	0	0	0	0	0	0	0	.000	0	0	0	0	.000	0	0	0-0	1	8	0	1.000
2016	.000	0-0	0	0	0	0	0	0	0	0	.000	0	0	0	0	.000	0	0	0-0	1	6	0	1.000
TOTAL	.000	0-0	0	0	0	0	0	0	0	0	.000	0	0	0	0	.000	0	0	0-0	2	17	0	1.000

Year	era	w-l	app	gs	cg	sho	sv	ip	h	r	er	bb	so	2b	3b	hr	bf	bavg	wp	hbp	bk	sfa	sha
2014	3.00	1-1	10	0	0	0/0	0	12.0	12	5	4	4	7	3	0	1	50	.267	2	0	0	0	1
2015	5.54	1-2	18	8	0	0/1	1	50.1	75	34	31	11	27	9	2	4	233	.357	1	4	0	4	4
2016	5.12	1-0	9	2	0	0/0	0	19.1	23	11	11	8	10	3	0	1	88	.303	2	3	0	0	1
TOTAL	5.07	3-3	37	10	0	0/1	1	81.2	110	50	46	23	44	15	2	6	371	.332	5	7	0	4	6

**#29 EVAN BAER • Fr. • INF • 6-1 • 200 • R/R • Virginia Beach, Va. • Princess Anne**

- Member of the Princess Anne High School baseball team that won the 2015 Conference Championship and advanced to the Regional Tournament quarterfinals, marking the first regional appearance for Princess Anne in 10 years
- Recorded a batting average of .410 as a senior
- Named First Team All-Atlantic Conference, Second Team All-Tidewater and Co-Conference Player of the year over his career.

**#37 NEIL RING • Fr. • C • 5-10 • 195 • R/R • Appomattox, Va. • Blair Academy**

- Named All-Prep A and All-MAPL in 2015
- Helped lead the team to a New Jersey State Prep A Championship two times (2014 & 2015)
- Played in the Triple Crown Richmond All-Star game in 2014
- Batted .400 as a senior
- Also played football at Blair Academy and was named All-Prep in 2014

**#43 ISAIAH NELSON • Fr. • LHP • 5-11 • 170 • L/L • Norfolk, Va. • Norfolk Academy**

- Named First Team All-TCIS in 2013
- Also earned First Team All-TCIS and First Team All-State honors in 2014
- Helped lead Norfolk Academy to a TCIS Championship in 2014

**#44 DREW MOYER • Fr. • RHP • 6-6 • 200 • R/R • Newport News, Va. • Woodside**

- Member of the Woodside High School baseball team that made an appearance in the 2015 Regional Tournament
- Went 8-2 overall with a 1.9 ERA in 2015
- Named First Team 6A All-Region as a junior and senior
- Also earned First Team All-TCIS as a sophomore and junior and Second Team All-TCIS as an eighth grader playing on varsity at Hampton Roads Academy.

**#45 JACK JETT • Fr. • RHP • 6-4 • 205 • R/R • Reedville, Va. • Northumberland**

- Starting pitcher on the 2014 State Champion Northumberland High School baseball team
- Went 8-2 on the mound with a 2.8 ERA and recorded a .546 batting average to earn First Team All-Conference, Region, and State at second base
- Named to the All-Conference, All-Region and All-State team as a designated hitter as a senior
- All-Academic team all four years of high school and was a member of the Beta Club and the Peer Leaders Association

2016 STARTS BY POSITION/BATTING ORDER

Player	GS	Position										Batting Order									
		p	c	1b	2b	3b	ss	lf	cf	rf	of	dh	1st	2nd	3rd	4th	5th	6th	7th	8th	9th
4 Nick Walker	26	26
15 Zach Rutherford	26	26
9 Connor Myers	26	26
2 Jason McMurray	26	.	.	26
22 Nick Lustrino	25	.	.	.	25	1	23	1	.	.
14 Kurt Sinnen	21	.	12	5	4	.	.	.	18	3	.	.	.	
6 Grey Finwood	19	.	.	19	15	4	
11 Kyle Beam	17	.	11	6	.	.	14	3	
1 Justin Hayes	16	16	16	
33 Turner Bishop	14	5	.	.	.	9	.	.	.	3	1	2	1	6	1	
7 Will Morgan	7	5	.	.	.	2	2	5	
40 Adam Bainbridge	7	7	
26 Chris Livers	6	.	3	3	.	.	.	3	3	
34 Sam Sinnen	6	6	
25 Seth Woodard	5	.	.	2	.	1	2	.	.	.	1	.	1	1	2	.	
32 Victor Diaz	5	5	
24 Brett Smith	3	3	
28 Jake Josephs	3	3	
42 Joey Benitez	2	2	

TEAM W-L RECORD WHEN STARTER

PITCHER:		
40 Adam Bainbridge	7	(4-3)
34 Sam Sinnen	6	(4-2)
32 Victor Diaz	5	(4-1)
24 Brett Smith	3	(3-0)
28 Jake Josephs	3	(2-1)
42 Joey Benitez	2	(2-0)
CATCHER:		
14 Kurt Sinnen	12	(10-2)
11 Kyle Beam	11	(7-4)
26 Chris Livers	3	(2-1)
FIRST BASE:		
6 Grey Finwood	19	(13-6)
14 Kurt Sinnen	5	(4-1)
25 Seth Woodard	2	(2-0)
SECOND BASE:		
2 Jason McMurray	26	(19-7)
THIRD BASE:		
22 Nick Lustrino	25	(19-6)
25 Seth Woodard	1	(0-1)
SHORTSTOP:		
15 Zach Rutherford	26	(19-7)
LEFT FIELD:		
1 Justin Hayes	16	(13-3)
7 Will Morgan	5	(3-2)
33 Turner Bishop	5	(3-2)
CENTER FIELD:		
9 Connor Myers	26	(19-7)
RIGHT FIELD:		
4 Nick Walker	26	(19-7)
DESIGNATED HITTER:		
33 Turner Bishop	9	(6-3)
11 Kyle Beam	6	(4-2)
14 Kurt Sinnen	4	(4-0)
26 Chris Livers	3	(2-1)
7 Will Morgan	2	(2-0)
25 Seth Woodard	2	(1-1)

TEAM W-L RECORD BY ORDER

LEADOFF:		
9 Connor Myers	26	(19-7)
2ND SPOT:		
15 Zach Rutherford	14	(9-5)
4 Nick Walker	12	(10-2)
3RD SPOT:		
4 Nick Walker	14	(9-5)
15 Zach Rutherford	12	(10-2)
CLEANUP:		
11 Kyle Beam	14	(9-5)
2 Jason McMurray	5	(4-1)
33 Turner Bishop	3	(2-1)
26 Chris Livers	3	(3-0)
25 Seth Woodard	1	(1-0)
5TH SPOT:		
14 Kurt Sinnen	18	(15-3)
11 Kyle Beam	3	(2-1)
26 Chris Livers	3	(1-2)
2 Jason McMurray	1	(0-1)
33 Turner Bishop	1	(1-0)
6TH SPOT:		
2 Jason McMurray	19	(15-4)
14 Kurt Sinnen	3	(3-0)
33 Turner Bishop	2	(1-1)
25 Seth Woodard	1	(0-1)
22 Nick Lustrino	1	(0-1)
7TH SPOT:		
22 Nick Lustrino	23	(18-5)
25 Seth Woodard	1	(0-1)
33 Turner Bishop	1	(1-0)
2 Jason McMurray	1	(0-1)
8TH SPOT:		
6 Grey Finwood	15	(11-4)
33 Turner Bishop	6	(3-3)
25 Seth Woodard	2	(2-0)
7 Will Morgan	2	(2-0)
22 Nick Lustrino	1	(1-0)
9TH SPOT:		
1 Justin Hayes	16	(13-3)
7 Will Morgan	5	(3-2)
6 Grey Finwood	4	(2-2)

**2016 Old Dominion Baseball
Overall Statistics for Old Dominion (as of Mar 31, 2016)
(All games Sorted by Batting avg)**

Record: 19-7 Home: 13-2 Away: 3-5 Neutral: 3-0 C-USA: 3-3

Player	avg	gp-gs	ab	r	h	2b	3b	hr	rbi	tb	slg%	bb	hp	so	gdp	ob%	sf	sh	sb-att	po	a	e	fld%
9 Connor Myers	.321	26-26	106	23	34	7	0	3	15	50	.472	13	2	21	1	.402	1	2	7-11	66	2	2	.971
7 Will Morgan	.304	12-7	23	4	7	1	1	0	3	10	.435	4	0	7	1	.407	0	0	1-2	10	0	2	.833
26 Chris Livers	.290	13-6	31	3	9	2	0	0	3	11	.355	2	0	5	0	.324	1	1	0-0	38	3	0	1.000
4 Nick Walker	.287	26-26	94	11	27	4	2	0	19	35	.372	22	0	19	1	.412	3	1	5-7	64	2	1	.985
1 Justin Hayes	.279	25-16	61	12	17	2	1	0	10	21	.344	5	1	14	0	.338	1	1	5-8	21	2	2	.920
15 Zach Rutherford	.277	26-26	101	17	28	3	2	0	14	35	.347	11	3	19	2	.359	2	5	7-8	41	99	7	.952
14 Kurt Sinnen	.266	25-21	79	8	21	3	1	1	12	29	.367	15	1	11	0	.381	2	1	2-2	129	8	2	.986
22 Nick Lustrino	.250	26-25	88	15	22	2	0	0	9	24	.273	17	3	6	3	.389	0	2	3-5	17	40	6	.905
33 Turner Bishop	.245	22-14	49	8	12	2	0	1	6	17	.347	3	1	14	0	.302	0	0	1-1	3	0	0	1.000
11 Kyle Beam	.242	19-17	66	12	16	3	1	3	16	30	.455	7	0	21	2	.311	1	0	0-0	42	12	1	.982
2 Jason McMurray	.237	26-26	97	15	23	7	1	1	13	35	.361	12	1	18	0	.321	2	2	3-4	66	72	2	.986
19 Darius Gillus	.167	8-0	6	0	1	0	0	0	2	1	.167	1	0	3	0	.286	0	0	0-0	11	1	0	1.000
6 Grey Finwood	.127	24-19	55	6	7	1	0	0	3	8	.145	6	5	18	2	.269	1	2	2-2	175	13	3	.984
25 Seth Woodard	.067	7-5	15	2	1	1	0	0	1	2	.133	0	1	3	0	.125	0	0	1-1	10	3	0	1.000
20 Bryce Windham	.000	10-0	2	3	0	0	0	0	0	0	.000	1	0	1	0	.333	0	1	0-0	0	3	1	.750
23 Cory Alexander	.000	6-0	1	3	0	0	0	0	0	0	.000	0	0	1	0	.000	0	0	0-0	0	0	0	.000
Totals	.257	26	874	142	225	38	9	9	126	308	.352	119	18	181	12	.353	14	18	37-51	709	297	35	.966
Opponents	.269	26	898	120	242	41	2	11	107	320	.356	77	20	162	18	.338	9	19	21-29	685	247	46	.953

LOB - Team (216), Opp (196). DPs turned - Team (26), Opp (18). CI - Team (2), BEAM, K 1, SINNEN, K 1. IBB - Team (4), LUSTRINO, N 2, WALKER, N 1, RUTHERFORD,Z 1, Opp (2). Picked off - HAYES, J 1, MORGAN, W 1, RUTHERFORD,Z 1, WALKER, N 1, MYERS, C 1.

(All games Sorted by Earned run avg)

Player	era	w-l	app	gs	cg	sho	sv	ip	h	r	er	bb	so	2b	3b	hr	b/avg	wp	hp	bk	sfa	sha
32 Victor Diaz	1.53	3-1	8	5	0	0/0	0	29.1	24	6	5	6	18	4	0	1	.222	1	0	2	1	1
34 Sam Sinnen	1.99	2-1	6	6	0	0/1	0	31.2	24	9	7	5	22	6	0	0	.207	1	3	1	1	2
24 Brett Smith	2.45	1-0	10	3	0	0/1	1	22.0	21	7	6	5	14	2	0	1	.269	0	0	1	1	3
17 Culver Lamb	3.10	2-1	11	0	0	0/1	1	20.1	20	10	7	5	20	3	0	1	.250	0	2	0	0	1
28 Jake Josephs	3.10	2-1	12	3	0	0/1	0	20.1	18	7	7	5	8	2	1	1	.240	0	1	0	1	0
18 Grayson Bailey	3.46	2-0	11	0	0	0/0	1	13.0	9	6	5	8	7	0	0	0	.214	5	1	0	1	3
40 Adam Bainbridge	4.97	1-1	7	7	0	0/0	0	29.0	41	17	16	10	12	9	1	2	.350	1	3	0	2	1
42 Joey Benitez	5.12	1-0	9	2	0	0/0	0	19.1	23	11	11	8	10	3	0	1	.303	2	3	0	0	1
10 Nick Hartman	5.49	3-2	14	0	0	0/1	4	19.2	23	14	12	6	23	3	0	1	.295	5	0	0	1	2
21 Morgan Maguire	5.87	1-0	14	0	0	0/0	1	15.1	16	11	10	3	15	5	0	2	.271	4	3	1	0	2
16 Thomas Busbice	6.94	1-0	11	0	0	0/0	0	11.2	14	10	9	4	7	3	0	1	.304	4	1	0	1	3
31 Nate Matheson	17.18	0-0	8	0	0	0/1	1	3.2	7	7	7	9	5	1	0	0	.389	2	1	1	0	0
44 Drew Moyer	45.00	0-0	1	0	0	0/0	0	1.0	2	5	5	3	1	0	0	0	.400	2	2	0	0	0
Totals	4.04	19-7	26	26	0	2/2	9	236.1	242	120	106	77	162	41	2	11	.269	27	20	6	9	19
Opponents	4.30	7-19	26	26	1	0/0	3	228.1	225	142	109	119	181	38	9	9	.257	20	18	2	14	18

PB - Team (4), SINNEN, K 3, LIVERS, C 1, Opp (3). Pickoffs - Team (8), BAINBRIDGE,A 4, BAILEY, G 1, JOSEPHS, J 1, LAMB, C 1, SMITH, B 1, Opp (5). SBA/ATT - SINNEN, K (12-16), BEAM, K (5-7), HARTMAN, N (5-6), BENITEZ, J (2-4), LIVERS, C (4-4), MAGUIRE, M (2-3), SINNEN, S (3-3), BAILEY, G (2-3), JOSEPHS, J (2-2), LAMB, C (0-2), SMITH, B (2-2), MATHESON, N (2-2), DIAZ, V (1-2).

2016 Old Dominion Baseball
Overall Statistics for Old Dominion (as of Mar 31, 2016)
(All games Sorted by Fielding pct)

Player	c	po	a	e	fld%	dp	sba	csb	sba%	pb	ci
26 Chris Livers	41	38	3	0	1.000	0	4	0	1.000	1	0
25 Seth Woodard	13	10	3	0	1.000	0	0	0	---	0	0
19 Darius Gillus	12	11	1	0	1.000	0	0	0	---	0	0
40 Adam Bainbridge	10	3	7	0	1.000	1	0	0	---	0	0
34 Sam Sinnen	9	4	5	0	1.000	0	3	0	1.000	0	0
42 Joey Benitez	7	1	6	0	1.000	0	2	2	.500	0	0
24 Brett Smith	6	2	4	0	1.000	1	2	0	1.000	0	0
28 Jake Josephs	4	2	2	0	1.000	0	2	0	1.000	0	0
18 Grayson Bailey	3	0	3	0	1.000	0	2	1	.667	0	0
33 Turner Bishop	3	3	0	0	1.000	0	0	0	---	0	0
32 Victor Diaz	2	0	2	0	1.000	0	1	1	.500	0	0
16 Thomas Busbice	2	1	1	0	1.000	0	0	0	---	0	0
2 Jason McMurray	140	66	72	2	.986	21	0	0	---	0	0
14 Kurt Sinnen	139	129	8	2	.986	5	12	4	.750	3	1
4 Nick Walker	67	64	2	1	.985	1	0	0	---	0	0
6 Grey Finwood	191	175	13	3	.984	19	0	0	---	0	0
11 Kyle Beam	55	42	12	1	.982	1	5	2	.714	0	1
9 Connor Myers	70	66	2	2	.971	1	0	0	---	0	0
15 Zach Rutherford	147	41	99	7	.952	17	0	0	---	0	0
1 Justin Hayes	25	21	2	2	.920	0	0	0	---	0	0
22 Nick Lustrino	63	17	40	6	.905	5	0	0	---	0	0
7 Will Morgan	12	10	0	2	.833	0	0	0	---	0	0
17 Culver Lamb	8	2	4	2	.750	0	0	2	.000	0	0
20 Bryce Windham	4	0	3	1	.750	0	0	0	---	0	0
21 Morgan Maguire	5	0	3	2	.600	0	2	1	.667	0	0
10 Nick Hartman	2	1	0	1	.500	0	5	1	.833	0	0
31 Nate Matheson	1	0	0	1	.000	0	2	0	1.000	0	0
23 Cory Alexander	0	0	0	0	.000	0	0	0	---	0	0
44 Drew Moyer	0	0	0	0	.000	0	0	0	---	0	0
Totals	1041	709	297	35	.966	26	21	8	.724	4	2
Opponents	978	685	247	46	.953	18	37	14	.725	3	0

**2016 Old Dominion Baseball
Conference statistics for Old Dominion (as of Mar 31, 2016)
(C-USA games only Sorted by Batting avg)**

Record: 3-3 Home: 3-0 Away: 0-3 C-USA: 3-3

Player	avg	gp-gs	ab	r	h	2b	3b	hr	rbi	tb	slg%	bb	hp	so	gdp	ob%	sf	sh	sb-att	po	a	e	fld%
19 Darius Gillus	1.000	1-0	1	0	1	0	0	0	1	1	1.000	0	0	0	0	1.000	0	0	0-0	0	0	0	.000
7 Will Morgan	.500	1-1	4	1	2	0	0	0	0	2	.500	0	0	1	0	.500	0	0	0-0	1	0	1	.500
33 Turner Bishop	.455	6-3	11	4	5	0	0	0	0	5	.455	1	0	4	0	.500	0	0	0-0	0	0	0	.000
1 Justin Hayes	.429	6-5	14	4	6	2	0	0	1	8	.571	2	0	4	0	.500	0	0	1-2	6	1	1	.875
2 Jason McMurray	.316	6-6	19	3	6	1	0	0	3	7	.368	4	0	3	0	.435	0	1	0-1	20	15	0	1.000
6 Grey Finwood	.300	5-4	10	1	3	0	0	0	1	3	.300	0	0	2	0	.300	0	2	0-0	36	3	1	.975
14 Kurt Sinnen	.286	6-4	14	1	4	1	1	0	3	7	.500	3	0	1	0	.389	1	1	0-0	33	2	0	1.000
9 Connor Myers	.280	6-6	25	2	7	1	0	0	4	8	.320	2	0	6	1	.333	0	0	1-1	11	1	1	.923
15 Zach Rutherford	.182	6-6	22	2	4	1	1	0	6	7	.318	2	0	6	0	.240	1	2	1-1	8	24	1	.970
26 Chris Livers	.182	3-3	11	1	2	0	0	0	0	2	.182	0	0	1	0	.182	0	0	0-0	9	1	0	1.000
22 Nick Lustrino	.143	6-6	21	5	3	0	0	0	2	3	.143	3	0	2	1	.250	0	0	0-0	4	13	1	.944
11 Kyle Beam	.143	4-4	14	3	2	2	0	0	3	4	.286	2	0	6	1	.250	0	0	0-0	6	3	1	.900
4 Nick Walker	.083	6-6	24	2	2	0	0	0	1	2	.083	1	0	7	0	.115	1	0	1-1	15	0	0	1.000

20 Bryce Windham	.000	2-0	0	0	0	0	0	0	0	0	.000	0	0	0	0	.000	0	0	0-0	0	0	0	.000
Totals	.247	6	190	29	47	8	2	0	25	59	.311	20	0	43	3	.315	3	6	4-6	153	72	7	.970
Opponents	.318	6	192	30	61	9	0	3	28	79	.411	16	3	29	6	.372	4	8	2-3	153	59	7	.968

LOB - Team (37), Opp (41). DPs turned - Team (8), Opp (5). CI - Team (1), BEAM, K 1.

(C-USA games only Sorted by Earned run avg)

Player	era	w-l	app	gs	cg	sho	sv	ip	h	r	er	bb	so	2b	3b	hr	b/avg	wp	hp	bk	sfa	sha
28 Jake Josephs	0.00	1-0	5	0	0	0/0	0	5.0	3	0	0	1	1	0	0	0	.176	0	0	0	0	0
42 Joey Benitez	0.00	0-0	2	0	0	0/0	0	1.2	2	0	0	1	0	0	0	0	.333	0	0	0	0	0
32 Victor Diaz	1.80	0-0	1	1	0	0/0	0	5.0	5	1	1	0	2	0	0	0	.263	0	0	1	0	0
18 Grayson Bailey	2.70	1-0	3	0	0	0/0	0	3.1	1	1	1	2	1	0	0	0	.125	3	0	0	1	1
24 Brett Smith	3.86	0-0	2	1	0	0/0	0	7.0	6	3	3	1	2	0	0	1	.240	0	0	0	0	1
34 Sam Sinnen	4.35	1-1	2	2	0	0/0	0	10.1	12	5	5	0	8	1	0	0	.300	0	1	0	1	1
17 Culver Lamb	5.79	0-0	4	0	0	0/0	0	4.2	8	4	3	1	4	1	0	0	.400	0	2	0	0	0
10 Nick Hartman	7.71	0-1	3	0	0	0/0	1	2.1	4	3	2	2	4	0	0	0	.400	1	0	0	1	1
16 Thomas Busbice	9.00	0-0	2	0	0	0/0	0	2.0	3	2	2	1	1	0	0	0	.429	0	0	0	0	2
40 Adam Bainbridge	9.45	0-1	2	2	0	0/0	0	6.2	12	7	7	6	4	4	0	1	.444	0	0	0	1	1
21 Morgan Maguire	12.00	0-0	3	0	0	0/0	0	3.0	5	4	4	1	2	3	0	1	.385	0	0	0	0	1
Totals	4.76	3-3	6	6	0	0/0	1	51.0	61	30	27	16	29	9	0	3	.318	4	3	1	4	8
Opponents	3.71	3-3	6	6	1	0/0	1	51.0	47	29	21	20	43	8	2	0	.247	2	0	0	3	6

PB - Team (0), Opp (1). Pickoffs - Team (3), BAINBRIDGE,A 2, JOSEPHS, J 1. SBA/ATT - SINNEN, K (1-2), BEAM, K (1-1), DIAZ, V (1-1), LAMB, C (0-1), SINNEN, S (1-1).

2016 Old Dominion Baseball
Conference statistics for Old Dominion (as of Mar 31, 2016)
(C-USA games only Sorted by Fielding pct)

Player	c	po	a	e	fld%	dp	sba	csb	sba%	pb	ci
14 Kurt Sinnen	35	33	2	0	1.000	3	1	1	.500	0	0
2 Jason McMurray	35	20	15	0	1.000	6	0	0	---	0	0
4 Nick Walker	15	15	0	0	1.000	0	0	0	---	0	0
26 Chris Livers	10	9	1	0	1.000	0	0	0	---	0	0
40 Adam Bainbridge	4	1	3	0	1.000	0	0	0	---	0	0
17 Culver Lamb	2	1	1	0	1.000	0	0	1	.000	0	0
28 Jake Josephs	2	0	2	0	1.000	0	0	0	---	0	0
34 Sam Sinnen	2	2	0	0	1.000	0	1	0	1.000	0	0
21 Morgan Maguire	2	0	2	0	1.000	0	0	0	---	0	0
18 Grayson Bailey	1	0	1	0	1.000	0	0	0	---	0	0
6 Grey Finwood	40	36	3	1	.975	4	0	0	---	0	0
15 Zach Rutherford	33	8	24	1	.970	6	0	0	---	0	0
22 Nick Lustrino	18	4	13	1	.944	1	0	0	---	0	0
9 Connor Myers	13	11	1	1	.923	1	0	0	---	0	0
11 Kyle Beam	10	6	3	1	.900	1	1	0	1.000	0	1
1 Justin Hayes	8	6	1	1	.875	0	0	0	---	0	0
7 Will Morgan	2	1	0	1	.500	0	0	0	---	0	0
24 Brett Smith	0	0	0	0	.000	0	0	0	---	0	0
20 Bryce Windham	0	0	0	0	.000	0	0	0	---	0	0
10 Nick Hartman	0	0	0	0	.000	0	0	0	---	0	0
16 Thomas Busbice	0	0	0	0	.000	0	0	0	---	0	0
33 Turner Bishop	0	0	0	0	.000	0	0	0	---	0	0
42 Joey Benitez	0	0	0	0	.000	0	0	0	---	0	0
19 Darius Gillus	0	0	0	0	.000	0	0	0	---	0	0
32 Victor Diaz	0	0	0	0	.000	0	1	0	1.000	0	0
Totals	232	153	72	7	.970	8	2	1	.667	0	1
Opponents	219	153	59	7	.968	5	4	2	.667	1	0