



# OLD DOMINION MEN'S BASKETBALL NOTES



## TEAMS

### ODU MONARCHS

4-8 RECORDS	JEFF JONES HEAD COACH
3-2 HOME	561-420 ALL-TIME RECORD
0-4 AWAY	204-133 ODU RECORD
0-0 LEAGUE	32ND OVERALL/11TH ODU YEARS



VS

### SOUTH ALABAMA

7-5 RECORDS	RICHIE RILEY HEAD COACH
5-2 HOME	136-100 ALL-TIME RECORD
2-3 AWAY	101-72 RECORD AT SCHOOL
0-0 LEAGUE	8TH SEASON/6TH AT S. ALA. YEARS



## HEADLINES

### NO PLACE LIKE HOME

Old Dominion lead the Sun Belt in attendance last year averaging over 5,600 per game. Since 2002-03, the Monarchs have had a record of 257-78 inside Chartway Arena. Two seasons saw the Monarchs go undefeated at home - 2009-10 (15-0) and 2014-15 (20-0). This season the Monarchs will play 16 games inside Chartway Arena, including one exhibition.

### THE SERIES

This will be the 24th meeting between the teams with ODU leading the all-time series 13-10. The Monarchs took a 66-64 decision in Mobile, Alabama on Jan. 26, 2023, as Mekhi Long went 1-of-2 from the foul line with five seconds left and a last-ditch shot from the Jaguars bounced off the rim.

This is the first meeting in Chartway Arena since Nov. 20, 2004, when ODU defeated South Alabama 63-55.

### ABOUT ODU

The Monarchs begin Sun Belt Conference play after a 1-2 showing in the Diamond Head Classic. ODU recorded a win over Temple (78-65) and dropped decisions to TCU (111-87) and UMass (87-65).

Vasean Allette leads the team in scoring averaging 15.9 points per game to go with 5.3 rebounds and 27 assists and a team-high 21 steals. Chaunce Jenkins is right behind him at 15.7 points per game, along with 3.8 rebounds and a team-high 32 assists. Tyrone Williams is third in scoring at 12.9 points per game and leads in rebounding at 6.3 per game.

As a team, the Monarchs are averaging 71.3 points per game and allowing 77.6. They are hitting .438 from the floor compared to .450 for opponents. From 3-point range, ODU is hitting .319 while opponents are at .359. At the foul line, ODU is at .673, while opponents are .717. On the boards, ODU is being outrebounded 37.1 to 34.0.

### HUDSON BLUE

The men will break out some light blue uniforms during the season similar to the colors worn by Old Dominion University athletic teams in the past.

The color is referred to as "Hudson Blue" in honor of long time former Sports Information Director Carol Hudson who worked for the school, his alma mater, for 40 years before retiring in 2015.

### 2024 RECRUITING CLASS

Old Dominion University men's basketball head coach Jeff Jones announced a three-member early 2024 signing class on November 8. The Monarchs have added: Caden Diggs, Ethan Lathan and Deion Ware.

Diggs (6-7 wing) plays for The Bullis School where he was an All-Metro DC third team selection as a junior and also earned first team All-Conference honors. He is the highest rated recruit in program history by 247sports.com ranking 97th nationally. He plays for New World AAU 3SSB on the summer circuit. He chose ODU over Oklahoma State, Iowa, Seton Hall, Richmond and George Washington.

Lathan (6-11 center) will play his senior season at Arizona Compass Prep and chose ODU over Dayton, Georgia Tech, Indiana State and LSU. He played as a junior at Calvary Christian Academy (Fla.) where he averaged eight points and six rebounds per game. He played for SOH Elite in the summer circuit. He's ranked 116th by 247sports.com and is a four-star recruit by ESPN.

Ware (6-5 guard) attends Montverde Academy (Fla.) where he will play this season after leading his high school team in Killeen, Texas to the state championship game as a junior and earned All-State honors. An athletic guard who can get to the rim and finish, he plays for the Houston Defenders in the summer circuits. He is a three-star recruit according to 247sports.com.

### ABOUT SOUTH ALABAMA

The Jaguars start conference play coming off a win over Alabama A&M 83-67 on December 21. Tyrell Jones had 18 points to lead five in double figures as Samuel Tabe had 13 points and a game-high 10 rebounds.

South Alabama has six players averaging between nine and 15 points per game with Isaiah Gaiter leading at 15.4 points and 4.3 rebounds per game. Marcus Millender is next at 10.3 points and a team-best 46 assists, while Maxwell Land follows at 10.1 points per game. Just under double figures are Jones and Julian Margrave (9.9 ppg) and Tabe (9.1 ppg).

As a team, the Jaguars score 74.5 points per game and allow 74.6. From the field, South Alabama hits .436 and allows opponents a .444 clip. Three-point land sees the Jaguars shoot .314 with 85 makes, while opponents hit .304 with 80 makes. Free throws have the Jaguars hitting .737 to their opponents .681. On the boards, they're being outrebounded 38.3 to 34.1 per game.

### UP NEXT

ODU starts a four-game road swing next week with a Thursday, Jan. 4 contest at Troy and then at Arkansas State on Saturday, Jan. 6.

## SCHEDULE

### OCTOBER

25 VIRGINIA STATE (EXH) W, 80-59

### NOVEMBER

6 VA. WESLEYAN W, 71-57

11 at Ball State# L, 73-68

13 at #14 Arkansas L, 86-77

22 PRINCETON L, 76-56

26 DREXEL W, 68-61 OT

29 RADFORD W 69-68

### DECEMBER

2 at Northeastern L 81-68

6 at William & Mary L 84-79

9 #18 JAMES MADISON L 84-69

21 TCU^ L, 111-87

22 TEMPLE^ W 78-63

24 UMass^ L 87-65

30 SOUTH ALABAMA\* 7:00 pm

### JANUARY

4 at Troy\* 7:00 pm

6 at Arkansas State\* 2:00 pm

11 at Georgia State\* 7:00 pm

13 at Coastal Carolina\* 3:30 pm

18 MARSHALL\* 7:00 pm

20 ULM\* 7:00 pm

24 JAMES MADISON\* 7:00 pm

27 GEORGIA SOUTHERN\* 7:00 pm

### FEBRUARY

1 at Marshall\* 7:00 pm

3 at James Madison\* 4:00 pm

7 at Southern Miss\* 8:00 pm

10 MAC-SBC CHALLENGE# 7:00 pm

15 LOUISIANA\* 7:00 pm

17 GEORGIA STATE\* 7:00 pm

22 APP STATE\* 7:00 pm

24 COASTAL CAROLINA\* 7:00 pm

28 at App State\* 6:30 pm

### MARCH

1 at Georgia Southern\* 7:00 pm

5-11 Sun Belt Tournament - Pensacola, Fla.

^ - Diamond Head Classic - Honolulu, HI

\* - Sun Belt Conference Games # - MAC-SBC Challenge

Home games in BOLD CAPS

## STANDINGS

SCHOOL	OVER.	%	SBC	PCT	STREAK
James Madison	12-0	1.000	0-0	.000	W12
App State	9-3	.750	0-0	.000	L1
South Alabama	7-5	.583	0-0	.000	W3
Louisiana	7-5	.583	0-0	.000	W1
Southern Miss	6-6	.500	0-0	.000	L1
Texas State	6-6	.500	0-0	.000	L1
Troy	6-6	.500	0-0	.000	W1
Georgia State	5-6	.455	0-0	.000	W1
ULM	4-6	.400	0-0	.000	L3
Marshall	5-8	.385	0-0	.000	L1
ODU	4-8	.333	0-0	.000	L1
Arkansas State	4-8	.333	0-0	.000	L1
Coastal Carolina	3-8	.273	0-0	.000	L3
Ga. Southern	0-12	.000	0-0	.000	L12
Through 12/29					

## SOCIAL MEDIA

FACEBOOK ..... ODUBASKETBALL  
TWITTER ..... ODU\_MBB  
INSTAGRAM ..... ODU\_MBB

## SID CONTACT

CONTACT: JIM HEATH

EMAIL ..... JAHEATH@ODU.EDU  
WORK PHONE ..... (757) 683 - 5520  
CELL PHONE ..... (757) 503-8107

## ODU FAST FACTS

LOCATION: Norfolk, Va. 23529  
 NICKNAME: Monarchs  
 FOUNDED: 1930 (as the Norfolk Division of The College of William & Mary)  
 ENROLLMENT: 23,228  
 SCHOOL COLORS: Slate Blue (PMS 540), Silver (PMS 877) & Light Blue (PMS 283)  
 HOME COURT: Chartway Arena (8,472)  
 SURFACE: Wood  
 CONFERENCE: Sun Belt  
 PRESIDENT: Dr. Brian O. Hemphill (St. Augustine's)  
 ATHLETIC DIRECTOR: Dr. Wood Selig (Washington & Lee)  
 DEPUTY ATHLETIC DIRECTOR: Bruce Stewart  
 ATHLETIC DEPARTMENT PHONE: 757-683-3375  
 TICKET OFFICE PHONE: 757-683-4444  
 OFFICIAL ATHLETIC DEPARTMENT WEBSITE: [www.odusports.com](http://www.odusports.com)

### COACHING STAFF

HEAD COACH: Jeff Jones (Virginia '82)  
 RECORD AT ODU/YRS: 200-125 (.615)/11 years  
 CAREER RECORD/YRS: 557-412 (.575)/31 years  
 ASSISTANT COACHES: Chris Kovensky (Albright '09), Jamal Robinson (Virginia '97), Jordan Brooks (Hampton '11)  
 SPECIAL ASSISTANT TO THE MEN'S HEAD COACH: Kieran Donohue (Virginia '97)  
 VIDEO COORDINATOR: Drew Lakey (Virginia '19)  
 ATHLETIC TRAINER FOR MBB: Jason Mitchell  
 DIRECTOR OF SPORT PERFORMANCE OLYMPIC SPORTS – MBB: Tim Socha

### TEAM

STARTERS RETURNING (3)  
 Imo Essien (5-11/Jr/G/5.2 ppg/2.8 rpg)  
 Chance Jenkins (6-4/Jr/G/13.5 ppg/3.4 rpg)  
 Dericko Williams (6-7/Sr/F/6.0 ppg/5.8 rpg)

### STARTERS LOST (2)

Tyreek Scott-Grayson (6-5/Sr/13.4 ppg/4.5 rpg)  
 Mekhi Long (6-7/Jr/10.7 ppg/8.7 rpg)

### ADDITIONAL KEY RETURNING LETTERMEN

Jason Wade (6-4/Sr/G/1.2 ppg/1.0 rpg)  
 Cooper Jones (6-1/Sr/G/0.0 ppg/0.3 rpg)  
 Bryce Baker (6-5/Sr/G/2.9 ppg/1.4 rpg)

### NEWCOMERS

Vasean Allette (6-3/Fr/G/Toronto, Ontario, Canada)  
 Yamari Allette (6-3/Fr/G/Toronto, Ontario, Canada)  
 Tyrone Williams (6-5/Sr/G/Philadelphia, Pa.)  
 Dani Pounds (6-7/Fr/F/Atlanta, Ga.)  
 Devin Ceaser (6-0/Sr/G/Waldorf, Md.)  
 RJ Blakney (6-6/Jr/G/Baltimore, Md.)  
 Leeroy Odiahi (6-11/Jr/C/Tralelee, Ireland)  
 Sam Hood (6-9/Sr/F/Raleigh, N.C.)

RETURNING LETTERMEN/LOST: 6/8

STARTERS RETURNING/LOST: 3/2

NEWCOMERS: 8

### HISTORY

FIRST YEAR OF BASKETBALL: 1930-31  
 OVERALL RECORD: 1445-1007 (92 years)/.589  
 FIRST YEAR OF DIVISION I BASKETBALL: 1976-77  
 DIVISION I ALL-TIME RECORD: 888-580 (47 years)/.608  
 YRS IN NCAA TOURNAMENT/LAST: 12/2019 – lost to #3 Purdue (1st Rd.) 61-48  
 YRS IN NIT TOURNAMENT/LAST: 11/2015 semis – lost to Stanford 67-60

2022-23 RECORD: 19-12

2022-23 SUN BELT RECORD: 11-7

## RECORD VS. 2023 OPPONENTS

### NON-CONFERENCE

TEAM	W-L	LAST MEETING
Arkansas	0-1	Arkansas 86-77 (11/13/23)
Ball State	0-1	Ball St. 73-68 (11/11/23)
Drexel	13-10	ODU 68-61OT (11/26/23)
Georgia Tech	0-2	Georgia Tech 81-64 (1/12/87)
Hawaii	0-0	-
Nevada	0-0	-
Northeastern	10-6	Northeastern 81-68 (12/3/23)
Portland	0-0	-
Princeton	0-0	-
Radford	2-0	ODU 69-68 (11/30/23)
Temple	1-1	ODU 78-63 (12/22/23)
TCU	1-1	TCU 111-87 (12/21/23)
UMass	0-1	UMass 87-65 (12/24/23)
Virginia Wesleyan	4-0	ODU 71-57 (11/6/23)
William & Mary	70-27	W&M 84-79 (12/6/23)

### SUN BELT CONFERENCE

TEAM	W-L	LAST MEETING
Appalachian State	1-1	ODU 74-63 (2/18/23)
Arkansas State	1-1	Arkansas State 60-57 (12/29/22)
Coastal Carolina	3-1	ODU 60-59 (1/28/23)
Georgia Southern	17-4	ODU 64-58 (2/4/23)
Georgia State	18-6	ODU 63-60 (2/9/23)
James Madison	58-31	JMU 84-69 (12/9/23)
Louisiana	1-0	ODU 70-66 (12/31/22)
Marshall	1-3	Marshall, 3-2 (10/16/21)
South Alabama	13-10	ODU 66-64 (1/26/23)
Southern Mississippi	12-3	ODU 69-64 (2/22/23)
Troy	0-1	Troy 78-71 (1/5/23)
ULM	0-0	-

## ROSTER

No.	Player	Pos	Ht	Wt	Cl	Hometown/H.S./Previous School
0	Vasean Allette	G	6-3	175	Fr.	Toronto, Canada / United Scholastic Academy
1	Jason Wade	G	6-4	218	Sr.	Richmond, Va. / Trinity Episcopal HS
2	Chance Jenkins	G	6-4	175	Jr.	Newport News, Va. / Wichita State
3	Imo Essien	G	5-11	180	Jr.	Wylie, Texas / Bishop Lynch HS
4	Yamari Allette	G	6-3	190	Jr.	Toronto, , Canada / United Scholastic Academy
10	Tyrone Williams	G	6-5	195	Sr.	Philadelphia, Pa./Oregon
11	Dani Pounds	F	6-7	220	Fr.	Atlanta, Ga. / Spire Institute
13	Devin Ceaser	G	6-0	170	So.	Waldorf, Md. / Buffalo
15	RJ Blakney	G	6-6	205	Jr.	Baltimore, Md. / Dayton
21	Leeroy Odiahi	C	6-11	215	Jr.	Tralee, Ireland / Indian Hills CC (IA)
23	Dericko Williams	F	6-7	220	Sr.	Kinston, N.C. / Tallahassee CC
30	Cooper Jones	G	6-1	165	So.	Williamsburg, Va. / Walsingham Academy
34	Sam Hood	F	6-9	250	Jr.	Raleigh, N.C./Brunswick CC
35	Jaylen Jenkins	G	5-9	146	Fr.	Hampton, Va./Hampton HS
55	Bryce Baker	G	6-5	190	So.	Mooreville, N.C. / Donda Academy (CA)

## STAFF

**Head Coach** - Jeff Jones (32nd season/11th at ODU)  
**Assistant Coach** - Chris Kovensky  
**Assistant Coach** - Jamal Robinson  
**Assistant Coach** - Jordan Brooks  
**Assistant Coach** - Drew Lakey  
**Special Assistant To Head Coach** - Kieran Donohue  
**Director of Social Media/Ass't Dir. of Operations** - Chris Taleghani  
**Athletic Trainer** - Jason Mitchell

## PRONUNCIATIONS

0. **Vasean** Allette | Vah-sean ALL-et-te
2. **Chance** Jenkins | Chawnee
3. **Imo** Essien | E-mo
4. **Yamari** Allette | Yah-mar-e
15. **RJ Blakney** | Blake-knee
21. **Leeroy Odiahi** | Leroy O-D-Ah-he
23. **Dericko** Williams | Duh-ree-co

## ODU WHEN

	OVERALL	SBC
Home	3-2	0-0
Road	0-4	0-0
Neutral	1-2	0-0
Overtime	1-0	0-0
After a win	1-3	0-0
After a loss	2-5	0-0

### HALFTIME

ODU leads	2-1	0-0
ODU trails	2-7	0-0
tied	0-0	0-0

### REBOUNDING

ODU leads	2-2	0-0
ODU trails	2-6	0-0
tied	0-0	0-0

### FIELD GOAL %

50%+	1-2	0-0
40-49%	1-4	0-0
Under 40%	2-2	0-0

### TURNOVERS

more	1-6	0-0
less	2-1	0-0
Tied	1-1	0-0

### SCORING MARGIN

1-3 points	1-0	0-0
4-10 points	1-3	0-0
11-20 points	2-3	0-0
20+ points	0-2	0-0

### SCORE

ODU scores less than 60	0-1	0-0
ODU scores 60-69 points	2-4	0-0
ODU scores 70-79 points	2-2	0-0
ODU scores 80-89 points	0-1	0-0
ODU scores 90-99 points	0-0	0-0
ODU scores 100+ points	0-0	0-0
Opponent scores 60>	1-0	0-0
Opponent scores 60-69	3-0	0-0
Opponent scores 70-79	0-2	0-0
Opponent scores 80-89	0-5	0-0
Opponent scores 90-99	0-0	0-0
Opponent scores 100+	0-1	0-0

### DAYS

On Monday	1-1	0-0
On Tuesday	0-0	0-0
On Wednesday	1-2	0-0
On Thursday	0-1	0-0
On Friday	1-0	0-0
On Saturday	0-3	0-0
On Sunday	1-1	0-0

### MONTHS

In November	3-3	0-0
In December	1-5	0-0
In January	0-0	0-0
In February	0-0	0-0
In March	0-0	0-0



# JEFF JONES

Head Coach

11th Season / Virginia '82 / Owensboro, Ky.

## Year-By-Year

1990-91	Virginia	21-12	NCAA 1R
1991-92	Virginia	20-13	NIT Champs
1992-93	Virginia	21-10	NCAA S16
1993-94	Virginia	18-13	NCAA 2R
1994-95	Virginia	25-9	NCAA E8
1995-96	Virginia	12-15	
1996-97	Virginia	18-13	NCAA 1R
1997-98	Virginia	11-19	
2000-01	American	7-20	
2001-02	American	18-12	
2002-03	American	16-14	
2003-04	American	18-13	
2004-05	American	16-12	
2005-06	American	12-17	
2006-07	American	16-14	
2007-08	American	21-12	NCAA 1R
2008-09	American	24-8	NCAA 1R
2009-10	American	11-20	
2010-11	American	22-9	
2011-12	American	20-12	CIT
2012-13	American	10-20	
2013-14	Old Dominion	18-18	CBI Semis
2014-15	Old Dominion	27-8	NIT Semis
2015-16	Old Dominion	25-13	Vegas16 Champs
2016-17	Old Dominion	19-10	
2017-18	Old Dominion	25-7	
2018-19	Old Dominion	26-9	NCAA 1R
2019-20	Old Dominion	13-19	
2020-21	Old Dominion	15-8	
2021-22	Old Dominion	13-19	
2022-23	Old Dominion	19-12	

Record at Virginia: 146-104  
Record at American: 211-183  
Record at Old Dominion: 200-125  
**TOTALS: 557-412**

Head Men's Basketball Coach Jeff Jones begins his 11th season at Old Dominion with a 200-125 (.615) ODU record, including a 122-31 (.797) home record at Norfolk's Chartway Arena.

In his 31-year career, the legendary coach and former player boasts an overall record of 557-412 (.575), ranking him among the Top 100 D1 College Basketball Coaches with the most wins of all time.

One of the most respected teachers in the collegiate ranks, Jones has been a consistent winner at every school, coaching his teams to 14 postseason appearances, including eight NCAA Tournament appearances. He has taken three schools in three different conferences to the NCAA Tournament, including an Elite 8 run in 1995 and a 1993 Sweet 16 appearance. He is a two-time Patriot League Coach of the Year (2002, 2009) and a Conference USA Coach of the Year (2019).

At ODU, Jones has led the Monarchs to a 2019 Conference USA Regular Season Championship, a 2019 Conference USA Tournament Championship, and a first-ever Top 25 ranking in 2015. Among his other overall wins: the Vegas 16 Championship (2016); two Patriot League tournament championships (2008, 2009); four Patriot League regular season championships (2002, 2004, 2008, 2009); and an ACC regular season championship (1995).

Jones remains the winningest head coach in American University history, and as the youngest head coach in Atlantic Coast Conference history, he took the University of Virginia to six postseason appearances in eight years.

Jones played in the Final Four as the starting point guard for UVA in 1980 and coached in the Final Four as a UVA assistant in 1984. He is the first person to have won the National Invitational Tournament Championship as both a player (1989) and as a head coach (1992).

Jones has also developed over 100 players who have played or are still playing professionally, including eight in the NBA (Ahmad Caver, Andre Ingram, John Crotty, Cory Alexander, Jamal Robinson, Bryant Stith, Junior Burrough, and Courtney Alexander). Eight of his former assistant coaches went on to become head coaches. Additionally, three of Jones' players have played in the NFL.

A leader among leaders, Jones was a longtime board member and the past president of the National Association of Basketball Coaches (2016-2017), representing over 5,000 coaches from all levels of the sport.

Old Dominion University (2013-2023)  
Overall: 200-125 (.615)  
Leagues: 113-63 (.642) Sunbelt: (11-7) C-USA: (102-56)

Jones was named the 13th head men's basketball coach at Old Dominion University on April 4, 2013. In nine seasons in C-USA, ODU ranked first in the league in overall road wins (57) and road wins within C-USA play (41). Old Dominion ranked second in the league for total wins (181), as well as home victories (63) and overall C-USA wins (102). During those nine seasons, Jones' teams finished in the top four six times.

Under Jones, the Monarchs have played in the NCAA Tournament, the NIT (including a trip to Madison Square Garden for the semifinals in 2015), the CBI semifinals, and won the Vegas 16.

His ODU teams held the longest road win streak in 2018 and the 5th longest home win streak in 2016. ODU meanwhile has led both the C-USA and the Sun Belt Conference in attendance at home games at Chartway Arena during Jones' tenure.

Jones' Monarchs received an NCAA Public Recognition Award from NCAA President Mark Emmert after reaching a four-year APR score of 990, which was 26 points higher than the National Average APR for men's basketball. The honor is given to teams with an APR in the top 10% of all teams in their respective sports.

2022-2023: Jones' 10th ODU season saw the Monarchs re-join the Sun Belt Conference and finish 19-12 overall and 11-7 in Sun Belt play. ODU ended the regular season knocking off the top two teams heading into the final weekend, Southern Miss and Marshall, at home. The Monarchs played their share of tight contests, going 6-2 in games decided by three points or less, including an Imo Essien buzzer-beating jumper at Texas State for a one-point win. Chaunce Jenkins was named to the Second Team All-Sun Belt Conference squad. Jones notched his 200th ODU win on February 24, 2023, in Chartway Arena.

2021-2022: The Monarchs finished the '22 season 13-19 with an 8-10 mark in C-USA play. Austin Trice was named to the Second Team All-C-USA squad, while Imo Essien, P.J. Gill, Jaylin Hunter, Jadin Johnson and D'Angelo Stines were named to the C-USA Commissioner's Honor Roll.

2020-2021: In his eighth season, Jones put together a 15-8 overall record and an 11-5 mark in league play, which earned the Monarchs a #2 seed in the C-USA Tournament and a first-round bye. Malik Curry earned All-C-USA Second Team and NABC All-District Team honors. Austin Trice was named the C-USA Sixth Player of the Year. Three student-athletes garnered C-USA Commissioner's Honor Roll accolades, while Jaylin Hunter was the recipient of the John R. Broderick Award and a C-USA Commissioner's Academic Medal.

2019-2020: ODU finished Jones' 7th season with a 13-19 overall record and a conference record of 9-9. Forward Aaron Carver was named to the C-USA All Defensive Team. Jones earned career win number 500 at Northeastern on Nov. 16, 2019.

2018-2019: Jones' sixth season was a banner year for the Monarchs, which claimed the C-USA regular season title, as well as the C-USA Tournament crown, punching Old Dominion's first ticket to the NCAA Tournament since 2011. The team fell to Purdue in the first round in Hartford, Ct., but finished with a 26-9 record and 13-5 conference mark. ODU's B.J. Stith was named the C-USA Player of the Year, and he was joined by point guard Ahmad Caver on the C-USA All-Conference Team. Xavier Green was named to the C-USA All-Conference Defensive Team. Jones was named the C-USA Coach of the Year.

2017-2018: Jones compiled a 25-7 overall record in his fifth season at ODU, his third season in four years with 25 or more victories. His 96 games over the previous four seasons ranked 27th nationally. Old Dominion went 15-3 in C-USA play and finished in second place, marking another year in excellent conference play. The fewest points ever allowed in ODU history came in an 82-33 victory against UTEP. Ahmad Caver was named to the All-C-USA First Team and All-Defensive Team. B.J. Stith was named to the All-League Third Team. Five players were named to the C-USA Academic Honor Roll and the program was recognized by the NCAA for its APR.

2016-2017: In his fourth season at the helm in Norfolk, Jones and the Monarchs finished third in the C-USA with a 12-6 mark and a 19-12 overall record for the season. Old Dominion ranked No. 6 in the country for scoring defense, allowing just 61.2 points per outing. Ahmad Caver was named



to the All-Conference Team, while Zoran Talley was tabbed as Sixth Man of the Year and Denzell Taylor garnered All-Defensive Team honors. The program marked a 55-14 record (80% winning percentage) when playing at home over the past four seasons.

2015-2016: Between the 2014-15 and 2015-16 seasons, Jones led ODU to 52 wins, which ranked in the top 20 nationally. In his third season leading Old Dominion, Jones and the Monarchs won a total of 25 games, including 15 of its last 18 contests. The Monarchs fell just two points shy of punching their ticket to the NCAA Tournament, losing a 55-53 heartbreaker to Middle Tennessee in the C-USA Championship, but the team went on to win the championship of Vegas 16 Tournament postseason. Point guard Trey Freeman earned First Team All-C-USA honors for the second straight season, and his scoring ranked No. 11 in the country. Freeman also led the entire country in made field goals with 323. Also in 2016, forward Brandan Stith was named to the C-USA All-Defensive Team, while teammate Zoran Talley was named to the C-USA All-Freshman Team.

2014-2015: In just his first two seasons as head coach at ODU, Jones guided the Monarchs to 45 wins, including a 27-8 mark in 2015. The Monarchs finished second in C-USA in their second year in the league. During the regular season, Jones' Monarchs notched several big victories, as ODU took down nationally-ranked VCU and eventual NCAA Tournament team, Georgia State. His squad churned out 10 straight wins from Nov. 24 to Jan. 17, which included wins against C-USA foes Marshall and Charlotte as well as in-state rivals VCU, George Mason and William & Mary. ODU advanced to the semifinals of the NIT at Madison Square Garden after reeling off wins over Charleston Southern, Illinois State and an epic three-point buzzer-beating victory over Murray State. Redshirt junior Trey Freeman was named C-USA Newcomer of the Year, was an All-League first team selection and earned C-USA All-Academic Team honors. ODU won 32 straight games at home dating back to the 2013-14 season, which was the fourth-longest active home winning streak in NCAA Division I Basketball. Jones eclipsed the 400 collegiate wins milestone in the Monarchs' NIT-opener on March 18, 2015.

2013-2014: In his first season as the head coach at ODU, Jones guided the Monarchs to 18 wins, leading the nation with the biggest turnaround in total victories as compared to the year before, when the Monarchs had gone 5-25. ODU finished sixth in its first season in C-USA and advanced to the semifinals of the College Basketball Invitational postseason tournament.

#### **American University (2000-2013)**

**Overall: 211-182 (.537)**

**Patriot League: 111-73 (.603)**

Jones had a 211-183 record in 13 seasons at American University and took the school to its first-ever NCAA Tournaments with back-to-back appearances in 2008 and 2009, after guiding the program to the 2002, 2004, 2008 and 2009 Patriot League championship games.

Four of Jones' last six teams at American won 20 or more games. Among the highlights: Jones led the Eagles to a 20- win season in 2011-12 and advanced to the CollegelInsider.com postseason tournament. His 2010-11 squad went 22-9 with 11 non-conference wins, and advanced to the Patriot League semifinals.

The 2008-09 AU team capped off the season with a 24-8 overall record, matching the program's record for wins, and a 13-1 Patriot League mark. The Eagles led the nation in road wins that season with 11, and their 59.1 points per game allowed average ranked 11th nationally. Jones was named Patriot League Coach of the Year and NABC District 13 Coach of the Year in 2009.

In the first round of the NCAA Tournament, despite holding a 14-point lead early in the second half, the 14th-seeded Eagles fell to Villanova in Philadelphia.

The 2007-08 Eagles captured the Patriot League title and advanced to AU's first-ever NCAA appearance after compiling a 21-12 record, which included a 67-59 win at the University of Maryland, the school's first win there in 80 years. His team faced the Tennessee in Birmingham in the first round of the NCAA Tournament, but despite leading early on, they lost 72-57. Previously, the Eagles became the first Patriot League team to beat an ACC team with a win over Florida State.

In 2001-02, AU won the regular season Patriot League title with an 18-12 record.

During his tenure at AU, Jones developed 21 players who were named All-Patriot League, 23 who went on to play professionally, two who earned Patriot League Rookie of the Year honors (Andre Ingram in 2004 and Derrick Mercer in 2006), and two Patriot League Players of the Year (Patrick Doctor in 2002 and Derrick Mercer in 2009).

Prior to American, Jones served as an assistant coach under Jerry DeGregorio at Rhode Island during the 1999-00 season.

#### **University of Virginia (1990-1998)**

**Overall: 146-104 (.584)**

**ACC: 59-67 (.468)**

Jones spent 20 years at the University of Virginia as a starting point guard, an assistant coach under Terry Holland (1982-1990), and for eight years as the head coach beginning in 1990.

After being named the youngest head coach in ACC history at the age of 29, Jones compiled 146 wins in eight years (146-104) for a .584 winning percentage. He led the Cavaliers to six postseason appearances (five NCAA, one NIT), including a 1995 NCAA Elite 8, a 1993 NCAA Sweet 16 appearance and an NIT championship in 1992, as well as one regular-season ACC championship, and four 20-win campaigns.

Virginia's win over Virginia Tech during the 1994-95 regular season gave Jones his 100th career victory, making him the second-fastest coach in school history and the fifth-fastest in ACC history to accomplish that feat. He also directed the Cavaliers to five of their top six seasons for field goal percentage defense at the time.

During his tenure as an assistant, Jones was a part of the Cavaliers' overall record of 162-95 (.630), participating in six NCAA Tournaments while advancing to the Final Four in 1984 and the Elite Eight in 1989.

As a four-year starting point guard for the Cavaliers (1979-1982), Jones was known as a leader and prolific passer. With Jones directing the potent offense, UVA compiled an overall record of 102-28 (.785) while leading the Cavaliers to two NAAs and two NIT tournaments. With Jones as point guard, Virginia captured the 1980 NIT title and advanced to the Final Four in 1981.

Jones finished his career as Virginia's all-time assist leader (598) while also setting the single-season record with 200 assists during the 1979-80 season. Later, he saw both of those records eclipsed by his own player, John Crotty. Jones served as team captain as a senior during the 1981-82 season and played in 129 games during his career. During that time he averaged 6.6 points and 4.6 assists per game while shooting 52.2% from the field and 74.3% from the free-throw line.

Jones graduated UVA in 1982 with a Bachelor of Science degree in psychology. He was selected in the fourth round of the 1982 NBA draft by the Indiana Pacers. A native of Owensboro, KY., Jones had a standout career at Apollo High School, where he was inducted into the school's Hall of Fame.

#### **Off the Court**

Jones is an active volunteer for Coaches vs. Cancer, a partnership between the NABC and the American Cancer Society, and he serves on the national board of the Coaches vs. Cancer Council. With his wife, Jones has helped to raise more than \$100,000 since 2018 for the American Cancer Society, which honored him in 2019 with a Champion of Hope Award. He has supported many groups working to raise prostate cancer awareness, including ZERO Cancer's Grow & Give campaign.

Jones actively supports veterans and has visited military bases overseas three times as part of the Troops First Foundation's "Operation Hardwood." In 2008 and 2009 he traveled to Afghanistan and Iraq, and in 2023 he coached troops in a tournament at Camp Arifjan in Kuwait.

Jones was honored nationally as the 2015 Barefoot Coach of the Year for his work, contributions, and creation of awareness for Samaritan's Feet, which provides shoes to impoverished children domestically and around the world.

As part of his years of service on the National Association of Basketball Coaches board, Jones organized the annual Reese's College All-Star Game at the Final Four, choosing the players and coaches and sometimes coaching himself. At the end of his NABC board presidency in 2017, Jones was honored with the group's Newton S. Hillard award.

Jones' father, the late Bob Jones, won the 1973 NCAA Division II National Title as the Head Men's Basketball Coach at Kentucky Wesleyan University (1972-1980).

Jones is the father of three children, Meghann, Madison, and Jeff, and three grandchildren, Boyd, Bess, and Langley. He and his wife, the former Danielle Decker of Virginia Beach, live in Norfolk.



# #0 VASEAN ALLETTE

Guard / 6-3 / 175 / Freshman  
Toronto, Ontario, Canada. / United Scholastic Acad.

**PERSONAL:** Allette was a standout in the 2022 Under Armour Association where he averaged 29.7ppg, 5.7 rpg, 4.5apg, 2.6spg on the summer circuit ... He was named the MVP of the Biosteel All-Canadian game where he scored 30 points with seven steals and two assists ... He also has an international tournament background as he participated in the 2022 FIBA U18 Americas Championship as he averaged 18.8 points per game, 7.8 rebounds per game, and 3.8 assists per game with Canada who won the Bronze Medal ... Allette also earned All-Tournament "All-Star Five" selection for the event ... Allette joins the Monarchs as the top-ranked Canadian player in the class of 2023, and a top 100 player in North American by 247sports.com...Majoring in sports management.

## GAME-BY-GAME

Opponent	Date	GS	Min	FG-A	3FG-A	FT-A	Reb		PF	A	TO	BLK	STL	PTS
							O-D-T							
Va. Wesleyan	11/6	*	22	2-7	0-1	0-0	1-5-6	2	2	4	0	1	4	
at Ball State	11/11	*	30	6-9	1-4	2-5	0-3-3	3	2	2	0	3	15	
at Arkansas	11/13	*	23	2-11	0-3	0-0	0-4-4	2	5	2	0	2	4	
Princeton	11/22	*	23	6-10	2-3	1-3	0-4-4	0	2	2	0	1	15	
Drexel	11/26	*	37	6-14	1-3	2-4	2-3-5	0	1	2	0	2	15	
Radford	11/30	*	29	6-14	0-3	2-2	1-5-6	1	2	2	0	1	14	
Northeastern	12/2	*	33	9-16	2-6	1-2	0-2-2	1	3	1	0	1	21	
William & Mary	12/6	*	34	13-19	3-6	1-1	0-7-7	1	3	1	0	2	30	
James Madison	12/9	*	32	6-14	1-2	1-2	3-3-6	1	1	2	0	2	14	
TCU	12/21	*	32	8-13	4-5	5-8	1-4-5	4	3	5	0	4	25	
Temple	12/22	*	36	9-17	1-5	5-7	1-7-8	4	1	3	0	0	24	
UMass	12/24	*	31	3-10	0-2	4-6	1-7-8	3	2	3	0	2	10	

## SUPERLATIVES

### Season Highs

Points	30	William & Mary	12.6.23
Rebounds	8(2x)	last v. UMass	12.24.23
FG Made	13	William & Mary	12.6.23
FG Attempted	19	William & Mary	12.6.23
3FG Made	4	TCU	12.21.23
3FG Attempted	6(2x)	last at W&M	12.6.23
FT Made	5(2x)	last v. Temple	12.22.23
FT Attempted	8	TCU	12.21.23
Assists	5	Arkansas	11.13.23
Blocks			
Steals	4	TCU	12.21.23

## CAREER STATS

Year	GP	GS	Min	Avg	Total			3-Point			Rebounds														
					FG	FGA	Pct	FG	FGA	Pct	FT	FTA	Pct	Off	Def	Tot	Avg	PF	FO	Ast	TO	Blk	Stl	Pts	Avg
2023-24	12	12	361	30.1	76	156	.487	15	43	.349	24	40	.600	10	54	64	5.3	22	0	27	29	0	21	191	15.9



# #1 JASON WADE

Guard / 6-4 / 218 / Senior

Richmond, Va. / Trinity Episcopal HS

**2022-23:** Appeared in 20 contests...Made his return on Nov. 7 against UMES...Played seven minutes scoring four points in home win over East Carolina...Recorded two blocks, two steals against William & Mary...Played season-high 10 minutes with three rebounds and three assists in win over Norfolk State....Had season highs of five points, two steals and 19 minutes in win over Georgia State (1/19)...Averaged 1.1 points and 1.0 rebounds per game.

**2019-20:** Appeared in 20 contests, making 12 starts before suffering season ending injury ... Led the team in steals with 52, averaging 2.6 per game ... Despite his season being cut short, his 52 total steals ranked 94th nationally and third within the conference ... Averaged 10.9 points and 5.5 rebounds per contest ... His six steals against at Northern Iowa were the second most by a C-USA player this season ... Poured in a career-high 23 points against Charlotte (1/20/20) ... Hauled down a career-high 10 rebounds at Western Kentucky (1/16/20).

**2018-19:** Appeared in all 35 contests as a true freshman, making one start ... Second on the squad for steals with 33 ... His 55 assists were the third most on the team ... Averaged 4.0 points, 3.6 rebounds in 19.0 minutes of work ... Rejected 13 shots on the season ... Scored a career-high 11 points at Middle Tennessee ... Hauled down a career-high eight rebounds at FAU ... Dished out a career-high five assists at UTSA ... Recorded six steals at Charlotte ... Named to the Conference USA Honor Roll for maintaining a cumulative grade point average of 3.0 or better.

**PREP:** Rated the No. 9 player in Virginia by the recruiting website 247sports.com ... Helped lead Trinity to the Virginia Independent Schools Athletic Association (VISAA) Division I state title under head coach Rick Hamlin ... Scored over 2,000 points for his high school career ... Three-time conference player of the year ... Two-time prep league champ ... Two-time VISAA First Team ... First Team All-Metro in Richmond ... Played for the Boo Williams team in the Nike Elite Youth Basketball League ... Also attended Hanover High School from 2014-16.

**PERSONAL:** Son of ODU alum Ronnie and Linda Wade ... Ronnie was a former Old Dominion forward from 1982-86 ... Has one older brother, Jordan, who is a student-manager for the ODU basketball team ... Member of Fellowship of Christian Athletes, Spanish Club and Future Business Leaders of America in high school ... Enjoys fishing in his free time ... Wants to become a college basketball coach when his playing days are over ... Majoring in communication.

## GAME-BY-GAME

Opponent	Date	GS	Min	FG-A	3FG-A	FT-A	Reb		PF	A	TO	BLK	STL	PTS
Va. Wesleyan	11/6	*	19	0-2	0-0	2-2	0-2-2	3	2	2	1	1	2	
at Ball State	11/11	*	25	2-3	0-0	0-0	0-2-2	4	0	1	0	1	4	
at Arkansas	11/13	*	18	0-2	0-1	0-0	2-0-2	3	0	0	0	1	0	
Princeton	11/22	*	22	0-1	0-1	0-0	1-0-1	3	1	1	1	1	0	
Drexel	11/26	*	29	0-0	0-0	0-0	0-3-3	4	3	1	0	3	0	
Radford	11/30	*	10	0-2	0-1	0-0	1-2-3	3	1	1	0	0	0	
Northeastern	12/2	*	16	0-0	0-0	0-0	0-2-2	1	1	0	0	1	0	
William & Mary	12/6	*	7	0-0	0-0	1-2	0-0-0	1	0	0	0	1	1	
James Madison	12/9		20	2-6	0-2	0-0	3-1-4	4	0	0	0	1	4	
TCU	12/21		18	1-1	0-0	4-4	1-3-4	3	1	1	1	1	6	
Temple	12/22		29	2-3	0-0	0-0	2-6-8	3	3	2	1	0	4	
UMass	12/24		22	1-4	0-1	1-2	1-4-5	2	2	2	1	6	3	

## SUPERLATIVES

### Season Highs

Points	6	TCU	12.21.23
Rebounds	8	Temple	12.22.23
FG Made	2(3x)	last v. Temple	12.22.23
FG Attempted	6	JMU	12.9.23
3FG Made			
3FG Attempted	2	JMU	12.9.23
FT Made	4	TCU	12.21.23
FT Attempted	4	TCU	12.21.23
Assists	3(2x)	last v. Temple	12.22.23
Blocks	1(5x)	last v. UMass	12.24.23
Steals	6	UMass	12.24.23

### Career Highs

Points	23	Charlotte	1.20.20
Rebounds	10	at W. Ky.	1.16.20
FG Made	10(2x)	last v Charlotte	1.20.20
FG Attempted	19	at W. Ky.	1.16.20
3FG Made	1	12 times	
3FG Attempted	3(3x)	last v. UAB	1.4.20
FT Made	6	at Marshall	1.18.20
FT Attempted	9	at JMU	11.20.19
Assists	5(2x)	last at UTSA	1.26.19
Blocks	2(4x)	last v. W&M	12.7.22
Steals	6(3x)	last v. UMass	12.24.23

## CAREER STATS

					Total			3-Point							Rebounds											
Year	GP	GS	Min	Avg	FG	FGA	Pct	FG	FGA	Pct	FT	FTA	Pct	Off	Def	Tot	Avg	PF	FO	Ast	TO	Blk	Stl	Pts	Avg	
2018-19	35	1	664	19.0	55	128	.430	5	16	.313	18	37	.486	64	61	125	3.6	69	1	55	42	13	33	133	3.8	
2019-20	20	12	551	27.6	91	162	.562	6	21	.286	30	46	.652	47	63	110	5.5	59	3	37	37	7	52	218	10.9	
2022-23	20	0	144	7.2	11	26	.423	1	2	.500	0	3	.000	12	7	19	1.0	23	0	11	8	3	7	23	1.1	
2023-24	12	8	235	19.6	8	24	.333	0	6	.000	8	10	.800	11	25	36	3.0	34	0	14	11	5	17	24	2.0	
TOTAL	87	21	1594	18.3	165	340	.485	12	45	.267	56	96	.583	134	156	290	3.3	185	4	117	97	28	109	398	4.6	



# #2 CHAUNCE JENKINS

Guard / 6-4 / 175 / Junior

Newport News, Va. / Wichita State / Menchville HS

**2022-23:** Named Third Team All-Sun Belt Conference...Played in 31 games with 17 starts...Scored in double figures in 23 games, including stretch of six straight and 11 of 12...Came off the bench and had 25 points against Virginia Tech (11/17)...Electrifying leaper who will get to the rim...Had 23 points and five rebounds in win over Norfolk State (12/3)...Season-high nine rebounds against Virginia Wesleyan (11/14)...Dished out season high seven assists in first SBC start at Ga. Southern..Five games of 20+ points including 23 against league-leading Marshall on final night of regular season...On the year averaged 13.5 points to lead the team and 3.4 rebounds per game.

**At Wichita State:** Wiry, bouncy shooting guard appeared in 24 games over two seasons as a Shocker and totaled 48 points, 11 rebounds, five blocks and seven steals in 177 minutes... Benefited from a free year of NCAA eligibility in 2020-21 (due to COVID-19) in what would have otherwise been a redshirt season and logged five games for a Shocker team that won the American Athletic Conference regular season title and earned an at-large berth to the NCAA tournament... Took on a larger role in his second freshman season, appearing in 19 games off the bench while averaging 2.2 points in 7.4 minutes... Entered the transfer portal in March, 2022 with three seasons of eligibility remaining.

**High School:** Averaged 16 points and led Menchville High School to a 20-4 record and a district title as a senior in 2020... Second team Class 4A All-State selection... Peninsula District Player of the Year... Threw down a viral dunk in January, 2020 that landed him on SportsCenter's top-10.... Coached by Lamont Strothers.

**Personal:** Birthday is Apr. 20, 2002.. Son of Demeka Yarborough and Cecil Jenkins... Has a sister, Kennedy, and a brother, Jordan.

## GAME-BY-GAME

Opponent	Date	GS	Min	FG-A	3FG-A	FT-A	Reb O-D-T	PF	A	TO	BLK	STL	PTS
Va. Wesleyan	11/6	*	26	7-14	1-4	1-2	0-3-3	3	1	3	0	1	16
at Ball State	11/11	*	31	8-14	2-3	2-2	1-5-6	2	0	3	1	0	20
at Arkansas	11/13	*	36	8-19	3-6	2-2	1-6-7	2	3	3	0	0	21
Princeton	11/22	*	36	5-14	2-3	0-1	1-6-7	2	4	4	0	1	12
Drexel	11/26	*	30	5-12	1-2	7-8	0-2-2	4	4	1	0	1	18
Radford	11/30	*	38	6-13	2-4	6-8	2-2-4	1	5	1	4	2	20
Northeastern	12/2	*	25	4-14	1-5	3-4	0-1-1	4	2	2	0	1	12
William & Mary	12/6	*	34	4-12	2-7	2-4	1-2-3	1	4	3	1	0	12
James Madison	12/9	*	38	6-14	2-6	5-8	0-3-3	1	3	2	2	1	19
TCU	12/21	*	25	2-9	0-3	2-4	0-1-1	4	1	5	1	1	6
Temple	12/22	*	31	6-12	3-5	2-4	2-5-7	2	5	1	1	2	17
UMass	12/24	*	25	4-10	0-3	7-7	1-0-1	4	0	3	1	0	15

## SUPERLATIVES

### Season Highs

Points	21	at Arkansas	11.13.23
Rebounds	7 (3x)	last v. Temple	12.22.23
FG Made	8 (2x)	last at Ark.	11.13.23
FG Attempted	19	at Arkansas	11.13.23
3FG Made	3	at Arkansas	11.13.23
3FG Attempted	7	William & Mary	12.6.23
FT Made	7(2x)	last v. UMass	12.24.23
FT Attempted	8(3x)	last v. JMU	12.9.23
Assists	5(2x)	last v. Temple	12.22.23
Blocks	4	Radford	11.30.23
Steals	2(2x)	last v. Temple	12.22.23

### Career Highs

Points	24	Virginia Tech	11.17.22
Rebounds	9	Va. Wesleyan	11.14.22
FG Made	10	Virginia Tech	11.17.22
FG Attempted	19	at Arkansas	11.13.23
3FG Made	3(4x)	last at Ark.	11.13.23
3FG Attempted	7	William & Mary	12.6.23
FT Made	7(3x)	last v. UMass	12.24.23
FT Attempted	9	Norfolk St.	12.3.22
Assists	7	at Ga. Southern	1.7.23
Blocks	4	Radford	11.30.23
Steals	3	East Carolina	11.26.23

## CAREER STATS

Year	GP	GS	Min	Avg	Total			3-Point			Rebounds				PF	FO	Ast	TO	Blk	Stl	Pts	Avg			
					FG	FGA	Pct	FG	FGA	Pct	FT	FTA	Pct	Off									Def	Tot	Avg
2020-21	5	0	36	7.1	3	9	.333	0	4	.000	0	2	.000	2	0	2	3	0	0	6	1.2				
2021-22	19	0	141	7.4	15	44	.341	7	25	.280	5	9	.556	5	4	9	0.5	11	0	7	42	2.2			
2022-23	31	17	972	31.4	145	316	.459	26	71	.366	102	134	.761	21	85	106	3.4	62	1	89	68	17	29	418	13.5
2023-24	12	12	377	31.4	65	157	.414	19	51	.373	39	54	.722	9	36	45	3.8	30	0	32	31	11	10	188	15.7
TOTAL	67	29	1526	22.8	228	526	.433	52	151	.344	146	199	.734	37	125	162	2.4	105	1	130	110	33	46	654	9.8



# #3 IMO ESSIEN

Guard / 5-11 / 170 / Junior  
Wylie, Tex. / Bishop Lynch

**2022-23:** Played in 25 games and started 15...Taken over as the point guard and has developed into solid floor leader...Had breakout game against Furman in Charleston Classic hitting 5-of-7 from field for 13 points and six rebounds against eventual NCAA Tournament qualifier..Hit 3-pointer with 30 seconds left for final margin in 44-43 win over Gardner-Webb...Dished out five assists against East Carolina, Gardner-Webb and George Mason...Also had 10 points against George Mason in come from behind win just before Christmas...Averaged 5.2 points, 2.8 rebounds and 2.3 assists per game.

**2021-22:** Saw action in all 32 games averaging seven minutes per game ... Scored season high five points twice against UTSA (1/13) and in the C-USA Tournament against UTEP (3/9) ... Against UTSA was 2-for-2 from floor, hit his only 3-pointer and dished out season high four assists ... Played season high 20 minutes at North Texas (1/22) ... Averaged 1.2 points and 0.8 assists per game.

**PREP:** Two-time All-State selection ... Eclipsed 1,000 Career Points ... 2021 Top 10 Player to Watch in Dallas Fort Worth (Dallas Morning News) ... Two-time TAPPS 6A Offensive MVP ... Played AAU ball for Texas Impact.

## GAME-BY-GAME

Opponent	Date	GS	Min	FG-A	3FG-A	FT-A	Reb		PF	A	TO	BLK	STL	PTS
							O-D-T							
Va. Wesleyan	11/6		19	1-2	0-0	2-2	0-0-0	0	3	0	0	0	0	4
at Ball State	11/11		11	0-1	0-0	0-0	0-0-0	1	0	3	0	0	0	0
at Arkansas	11/13		6	0-2	0-1	0-0	0-0-0	1	0	0	0	0	0	0
Princeton	11/22		19	1-3	1-3	2-2	0-2-2	2	1	1	0	2	5	
Drexel	11/26		21	3-6	0-1	2-2	0-2-2	2	1	1	0	1	8	
Radford	11/30		10	0-1	0-0	0-0	0-0-0	0	1	0	0	1	0	
Northeastern	12/2		14	3-3	0-0	0-0	0-1-1	3	0	1	0	0	6	
William & Mary	12/6		11	1-4	1-3	0-0	0-0-0	2	1	0	0	0	3	
James Madison	12/9		10	1-3	0-0	0-0	0-0-0	0	1	1	0	0	2	
TCU	12/21		17	2-5	1-3	2-2	0-0-0	2	1	3	0	0	7	
Temple	12/22		12	2-4	0-1	0-0	0-3-3	1	2	0	0	0	4	
UMass	12/24		15	1-4	0-1	2-2	0-2-2	1	0	1	0	1	4	

## SUPERLATIVES

### Season Highs

Points	8	Drexel	11.26.23
Rebounds	3	Temple	12.22.23
FG Made	3(2x)	last at N' eastern	12.2.23
FG Attempted	6	Drexel	11.26.23
3FG Made	1(3x)	last v. TCU	12.21.23
3FG Attempted	3(3x)	last v. TCU	12.21.23
FT Made	2(5x)	last v. UMass	12.24.23
FT Attempted	2(5x)	last v. UMass	12.24.23
Assists	3	Va. Wesleyan	11.6.23
Blocks			
Steals	2	Princeton	11.22.23

### Career Highs

Points	13	Furman	11.18.22
Rebounds	8	East Carolina	11.26.22
FG Made	5	Furman	11.18.22
FG Attempted	10	Gardner-Webb	12.10.22
3FG Made	2(2x)	last v. GMU	12.21.22
3FG Attempted	4	Gardner-Webb	12.10.22
FT Made	4	Norfolk St.	12.3.22
FT Attempted	4	Norfolk St.	12.3.22
Assists	5(3x)	last v. GMU	12.21.22
Blocks	1	S. Alabama	1.26.23
Steals	2(5x)	last v. Princeton	11.26.23

## CAREER STATS

Year	GP	GS	Min	Avg	Total			3-Point			FT	FTA	Pct	Rebounds				PF	FO	Ast	TO	Blk	Stl	Pts	Avg
					FG	FGA	Pct	FG	FGA	Pct				Off	Def	Tot	Avg								
2021-22	32	0	225	7.0	15	34	.441	3	4	.750	5	6	.833	2	12	14	0.5	9	0	24	22	0	4	38	1.2
2022-23	25	15	672	26.9	51	137	.372	13	42	.310	16	23	.696	10	59	69	2.8	19	0	58	31	1	19	131	5.2
2023-24	12	0	166	13.9	15	38	.395	3	13	.231	10	10	1.000	0	10	10	0.8	15	0	11	11	0	5	43	3.6
TOTAL	69	15	1063	15.4	81	209	.388	19	59	.322	31	39	.795	12	81	93	1.3	43	0	93	64	1	28	212	3.1





# #4 YAMARI ALLETTE

Guard / 6-3 / 190 / Freshman  
Toronto, Ontario, Canada. / United Scholastic Acad.

**PERSONAL:** Allette was a combo guard at United Scholastic Academy as a senior and averaged 16.7 points, 3.2 assists and 6.7 rebounds per game ... He earned Second Team All-Tournament honors at the prestigious Beach Ball Classic in Myrtle Beach, S.C. ....majoring in real estate.

## GAME-BY-GAME

Opponent	Date	GS	Min	FG-A	3FG-A	FT-A	Reb		PF	A	TO	BLK	STL	PTS
							O-D-T							
Va. Wesleyan	11/6	DNP												
at Ball State	11/11	DNP												
at Arkansas	11/13	DNP												
Princeton	11/22	DNP												
Drexel	11/26	DNP												
Radford	11/30	DNP												
Northeastern	12/2	DNP												

## SUPERLATIVES

## CAREER STATS



# #10 TYRONE WILLIAMS

Guard / 6-5 / 195 / Senior  
Philadelphia, Pa. / Oregon.

**2022-23:** Played in 23 games, averaging 2.5 points and 2.0 rebounds in 9.7 minutes ... Scored a career-high 12 points in the first round NIT win against UC Irvine, grabbing a career-high 11 rebounds ... Finished with nine points and four rebounds on March 2 against Cal ... Had eight points with six boards on Dec. 17 vs. Portland ... Seven points, three rebounds and two assists vs. Wisconsin.

**PERSONAL:** Native of Philadelphia and attended Olney Charter HS, before playing three years at Grayson County Community College ... Led the nation in scoring with 27.7 points per game, shooting 50 percent from the field ... Had 13 games scoring 30 or more points and was named an NJCAC all-conference player ... The season prior, led the country with 27.6 ppg and was a second team NJCAA All-American... Majoring in leadership.

## ▶ GAME-BY-GAME

Opponent	Date	GS	Min	FG-A	3FG-A	FT-A	Reb		PF	A	TO	BLK	STL	PTS
							O-D-T							
Va. Wesleyan	11/6		22	6-9	0-2	3-3	1-5-6	1	1	2	0	2	15	
at Ball State	11/11		30	4-13	1-4	2-2	3-7-10	4	0	0	0	2	11	
at Arkansas	11/13	*	21	3-8	1-2	1-2	1-3-4	0	1	1	0	0	8	
Princeton	11/22	DNP												
Drexel	11/26	*	38	8-22	1-6	4-5	4-8-12	2	2	1	2	4	21	
Radford	11/30	*	30	2-9	1-4	2-2	1-2-3	1	3	1	0	2	7	
Northeastern	12/2	*	35	5-13	1-4	0-3	1-9-10	4	2	4	0	1	11	
William & Mary	12/6	*	21	3-8	2-6	2-2	0-2-2	2	1	0	0	0	10	
James Madison	12/9	*	30	4-12	0-3	3-6	3-3-6	1	0	0	0	1	11	
TCU	12/21	*	33	6-11	1-3	2-5	1-2-3	1	0	0	0	3	15	
Temple	12/22	*	35	5-11	1-4	0-0	1-7-8	1	0	1	0	1	11	
UMass	12/24	*	34	9-13	2-5	2-9	1-4-5	1	0	1	0	1	22	

## ▶ SUPERLATIVES

### Season Highs

Points	22	UMass	12.24.23
Rebounds	12	Drexel	11.26.23
FG Made	9	UMass	12.24.23
FG Attempted	22	Drexel	11.26.23
3FG Made	2(2x)	last v. UMass	12.24.23
3FG Attempted	6(2x)	last at W&M	12.6.23
FT Made	4	Drexel	11.26.23
FT Attempted	9	UMass	12.24.23
Assists	3	Radford	11.30.23
Blocks	2	Drexel	11.26.23
Steals	4	Drexel	11.26.23

### Career Highs

Points	22	UMass	12.24.23
Rebounds	12	Drexel	11.26.23
FG Made	9	UMass	12.24.23
FG Attempted	22	Drexel	11.26.23
3FG Made	2(2x)	last v. UMass	12.24.23
3FG Attempted	6(2x)	last at W&M	12.6.23
FT Made	5	UC Irvine	3.15.23
FT Attempted	9	UMass	12.24.23
Assists	3	Radford	11.30.23
Blocks	2	Drexel	11.26.23
Steals	4	Drexel	11.26.23

## ▶ CAREER STATS

Year	GP	GS	Min	Avg	Total			3-Point			FT	FTA	Pct	Rebounds				PF	FO	Ast	TO	Blk	Stl	Pts	Avg
					FG	FGA	Pct	FG	FGA	Pct				Off	Def	Tot	Avg								
2022-23	23	0	222	9.6	24	44	.545	3	10	.300	7	22	.318	10	36	46	2.0	11	0	4	13	2	5	58	2.5
2023-24	11	9	327	29.8	55	129	.426	11	43	.256	21	39	.538	17	52	69	6.3	18	0	10	11	2	17	142	12.9
TOTALS	34	9	549	16.2	79	173	.457	14	53	.264	28	61	.459	27	88	115	3.4	29	0	14	24	4	22	200	5.9



# #11 DANI POUNDS

Forward / 6-7 / 220 / Freshman  
Atlanta, Ga. / Spire Institute

**HIGH SCHOOL:** Pounds attended Forest Park High School where he was a two-sport athlete playing football and basketball ... His team made the Sweet 16 of the Georgia State Championships for the first time in school history during his tenure ... He followed that at Newton County High School for a senior season that saw him average 20 points and 10 rebounds per game as his team made the state tournament Final Four ... He played AAU ball for Atlanta Xpress and played a post-graduate season at Spire Institute in 2022-23.

**PERSONAL:** Majoring in sports management.

## ▶ GAME-BY-GAME

Opponent	Date	GS	Min	FG-A	3FG-A	FT-A	Reb		PF	A	TO	BLK	STL	PTS
Va. Wesleyan	11/6		10	0-1	0-0	2-2	2-3-5		3	0	0	1	0	2
at Ball State	11/11	*	16	3-4	0-0	0-0	0-2-2		2	0	1	0	2	6
at Arkansas	11/13	*	21	2-5	0-0	0-0	4-3-7		5	0	1	0	0	4
Princeton	11/22	*	19	1-3	0-0	0-0	1-5-6		1	0	0	0	0	2
Drexel	11/26	*	34	2-4	0-0	0-0	1-6-7		3	2	1	2	1	4
Radford	11/30	*	13	1-2	0-0	0-0	1-2-3		3	0	2	0	0	2
Northeastern	12/2	*	21	0-1	0-0	0-0	1-2-3		4	2	2	1	0	0
William & Mary	12/6	*	31	1-2	0-0	0-0	3-2-5		3	4	2	0	0	2
James Madison	12/9	*	15	0-1	0-1	2-2	2-3-5		1	0	0	0	1	2
TCU	12/21	*	13	0-1	0-0	2-2	2-2-4		4	0	1	1	1	2
Temple	12/22	*	11	2-2	0-0	0-0	0-1-1		4	0	1	0	0	4
UMass	12/24	*	11	1-2	0-0	0-0	0-0-0		1	0	0	0	0	2

## ▶ SUPERLATIVES

### Season Highs

Points	6	at Ball State	11.11.23
Rebounds	7 (2x)	last v. Drexel	11.26.23
FG Made	3	at Ball State	11.11.23
FG Attempted	5	at Arkansas	11.13.23
3FG Made			
3FG Attempted			
FT Made	2(3x)	last v. TCU	12.21.23
FT Attempted	2(3x)	last v. TCU	12.21.23
Assists	4	W&M	12.6.23
Blocks	2	Drexel	11.26.23
Steals	2	at Ball St.	11.11.23

## ▶ CAREER STATS

Year	GP	GS	Min	Avg	Total			3-Point			FT	FTA	Pct	Rebounds				PF	FO	Ast	TO	Blk	Stl	Pts	Avg
					FG	FGA	Pct	FG	FGA	Pct				Off	Def	Tot	Avg								
2023-24	12	11	214	17.8	13	28	.464	0	1	.000	6	6	1.000	17	31	48	4.0	34	1	8	11	5	5	32	2.7



# #13 DEVIN CEASER

Guard / 6-0 / 170 / Sophomore  
Waldorf, Md. / Buffalo

**2022-23:** Averaged 5.0 points per game and 1.0 rebounds per game hitting 45% of his field goals in 19 games played ... Scored season-best 25 points against SUNY Canton ... Had 17 against St. John Fisher ... Opened his collegiate career with nine points in 10 minutes against Colgate.

**High School:** Ceaser played at St. Mary's Ryken in Leonardtown, Md. for three seasons where as a junior he averaged 22.3 points per game, 2.3 assists, 3.1 rebounds, and 3.0 steals per contest... He led DMV Live in scoring during the summer of 2022 as he averaged 23.0 points, 3.1 assists, 5.6 rebounds, and 2.6 steals per game.

**Personal:** A native of Waldorf, Md., Ceaser was a three-star athlete from ESPN.com, where he was ranked 50th nationally at his position and the 10th best player in the state of Virginia when he began his prep career...Majoring in communications.

## GAME-BY-GAME

Opponent	Date	GS	Min	FG-A	3FG-A	FT-A	Reb		O-D-T	PF	A	TO	BLK	STL	PTS
Va. Wesleyan	11/6		12	2-5	0-0	0-1	1-3	4	0	2	0	0	0	1	4
at Ball State	11/11		5	1-2	0-0	0-0	0-1	1	0	0	0	0	0	0	2
at Arkansas	11/13		15	8-12	2-3	0-0	0-3	3	2	1	0	0	0	0	18
Princeton	11/22		10	1-4	0-0	4-4	1-0	1	2	2	2	0	0	0	6
Drexel	11/26		8	1-4	0-1	0-0	0-0	0	3	0	1	0	0	0	2
Radford	11/30		4	0-1	0-1	2-2	0-0	0	0	0	0	0	0	0	2
Northeastern	12/2		8	2-4	0-1	0-0	0-0	0	2	0	0	0	0	1	4
William & Mary	12/6	DNP													
James Madison	12/9		18	5-12	1-2	2-2	0-2	2	2	0	0	0	0	1	13
TCU	12/21		13	5-10	0-2	0-0	0-0	0	1	1	0	0	0	2	10
Temple	12/22	DNP													
UMass	12/24		5	1-2	0-0	0-0	1-1	2	0	0	1	0	0	0	2

## SUPERLATIVES

### Season Highs

Points	18	at Arkansas	11.13.23
Rebounds	4	Va. Wesleyan	11.6.23
FG Made	8	at Arkansas	11.13.23
FG Attempted	12(2x)	last v. JMU	12.9.23
3FG Made	2	at Arkansas	11.13.23
3FG Attempted	3	at Arkansas	11.13.23
FT Made	4	Princeton	11.22.23
FT Attempted	4	Princeton	11.22.23
Assists	2(2x)	last v. Princeton	11.22.23
Blocks			
Steals	2	TCU	12.21.23

### Career Highs

Points	25	SUNY Canton	12.21.22
Rebounds	4(2x)	last v. Va. Wes.	11.6.23
FG Made	11	SUNY Canton	12.21.22
FG Attempted	14	SUNY Canton	12.21.22
3FG Made	3	St. John Fisher	12.6.22
3FG Attempted	6	St. John Fisher	12.6.22
FT Made	4(2x)	last v. Princeton	11.22.23
FT Attempted	5	Tulane	12.10.22
Assists	3	SUNY Canton	12.21.22
Blocks			
Steals	4(2x)	last v. SUNY Canton	

## CAREER STATS

Year	GP	GS	Min	Avg	Total			3-Point			FT	FTA	Pct	Rebounds				PF	FO	Ast	TO	Blk	Stl	Pts	Avg
					FG	FGA	Pct	FG	FGA	Pct				Off	Def	Tot	Avg								
2022-23	19	0	127	6.7	39	86	.453	8	27	.296	9	15	.600	7	12	19	1.0	7	0	8	8	0	10	95	5.0
2023-24	10	0	99	9.9	26	56	.464	3	10	.300	8	9	.889	3	10	13	1.3	12	0	6	4	0	5	63	6.3
TOTALS	29	0	226	7.8	65	142	.458	11	37	.297	17	24	.708	10	22	32	1.1	19	0	14	12	0	15	158	5.4





# #15 R.J. BLAKNEY

Guard / 6-6 / 205 / Junior  
Baltimore, Md. / Dayton

**2022-23:** Appeared in 30 games and started 20 of those ... Averaged 6.1 points, 2.5 rebounds, and 1.2 assists, while adding 15 blocks and 21 steals on the season ... Scored a season-high 19 points in a win against Saint Joseph's.

**2021-22:** One of two Flyers to start in all 35 games, averaging 22.3 minutes a contest ... Averaged 6.5 points, 3.5 rebounds and 1.0 assists, while adding 22 steals and eight blocks ... Made 31 three's shooting 35% from beyond the arc ... Scored 19 points and was 5-for-5 from deep in win over Va Tech ... Scored at least eight points in six of the last eight games of 2021-22 ... Won award as team's top defender.

**2020-21:** Blakney saw action in 17 games (three starts) and averaged 4.8 points and 2.4 rebounds a game, while shooting (.554 (31-56) from the field and .833 (10-12) from the line ... He saw the court for 29 minutes against Mississippi State (9 of the 10 in OT), and sent the game into its second extra frame with a three-pointer with 16.1 seconds left.

**HIGH SCHOOL:** At Loomis Chaffee School he averaged 20.3 points, 6.4 rebounds, 2.1 assists and 1.3 steals per game ... Named New England Preparatory School Athletic Council Class A Co-Player of the Year as he led his team to the NEPSAC Class A Founders League championship with a 21-6 record and was named the NEPSAC tournament MVP.  
At St. Maria Goretti High School he averaged 16.4 points, 5.9 rebounds and 1.7 steals as a senior, while leading his team to 30 wins ... Scored over 1,800 points in his high school career, ranking second in St. Maria Goretti history earning Second Team All-Maryland, First Team All-Baltimore Catholic League as a senior, second team as a junior ... Washington County Player of the Year in 2019 ... Four-year varsity player for a Goretti squad tied for first in the BCL in his junior and senior seasons.

**PERSONAL:** Son of Dafne Lee ... His mom scored 992 points at Maryland and played professionally for six-and-a-half years in Europe ... While at Maryland, she was part of four teams that reached at least the NCAA Sweet Sixteen (Final Four in 1989), won ACC regular season and tournament championships and was ranked No. 1 in the AP poll during her senior season ... Played AAU with Team Durant, Team Melo, Baltimore Basketball Club, Team Thrill...majoring in leadership.

## GAME-BY-GAME

Opponent	Date	GS	Min	FG-A	3FG-A	FT-A	Reb		O-D-T	PF	A	TO	BLK	STL	PTS
Va. Wesleyan	11/6		16	2-3	1-1	1-5	0-4-4	1	0	3		0	0	6	
at Ball State	11/11		18	3-6	0-0	0-0	2-3-5	2	0	1		1	0	6	
at Arkansas	11/13		23	5-6	3-4	1-1	0-4-4	2	1	0		1	0	14	
Princeton	11/22		16	2-5	1-2	0-0	2-0-2	2	0	0		0	1	5	
Drexel	11/26		4	0-0	0-0	0-0	0-0-0	1	1	0		0	1	0	
Radford	11/30		22	3-6	1-3	2-2	0-2-2	1	0	0		1	1	9	
Northeastern	12/2		20	2-4	0-2	0-0	0-3-3	4	0	2		0	0	4	
William & Mary	12/6		29	3-5	0-1	2-4	4-2-6	3	0	1		1	2	8	
James Madison	12/9	*	14	1-4	0-3	0-0	0-3-3	1	0	1		0	0	2	
TCU	12/21	*	18	3-5	0-1	4-4	3-0-3	3	1	1		0	0	10	
Temple	12/22	*	29	4-8	1-2	2-4	2-2-4	1	1	1		0	0	11	
UMass	12/24	*	22	2-4	0-1	1-2	1-1-2	2	0	3		1	0	5	

## SUPERLATIVES

Season Highs			
Points	14	at Arkansas	11.13.23
Rebounds	6	W&M	12.6.23
FG Made	5	at Arkansas	11.13.23
FG Attempted	8	Temple	12.22.23
3FG Made	3	at Arkansas	11.13.23
3FG Attempted	4	at Arkansas	11.13.23
FT Made	4	TCU	12.21.23
FT Attempted	5	Va. Wesleyan	11.6.23
Assists	1(2x)	last v. Drexel	11.26.23
Blocks	1(5x)	last v. UMass	12.24.23
Steals	2	at W&M	12.6.23

Career Highs			
Points	19(2x)	last v. St. Joseph	1.4.23
Rebounds	9	UMass Lowell	11.13.21
FG Made	7(3x)	last v. St. Joseph	1.4.23
FG Attempted	11(2x)	last v. Duquesne	12.28.22
3FG Made	5	Va. Tech	12.12.21
3FG Attempted	6	Saint Joseph's	1.4.23
FT Made	5	5 times	
FT Attempted	10	VCU	1.5.22
Assists	5	Alcorn	12.20.22
Blocks	2	4 times	
Steals	3	4 times	

## CAREER STATS

Year	GP	GS	Min	Avg	Total			3-Point			FT	FTA	Pct	Rebounds				PF	FO	Ast	TO	Blk	Stl	Pts	Avg
					FG	FGA	Pct	FG	FGA	Pct				Off	Def	Tot	Avg								
2020-21	17	3	237	14.0	31	56	.554	9	25	.360	10	12	.833	14	26	40	2.4	32	0	7	10	4	8	81	4.8
2021-22	35	35	779	22.2	77	172	.448	31	88	.352	42	59	.712	39	84	123	3.5	52	0	34	33	8	22	227	6.5
2022-23	30	20	715	23.8	62	141	.440	16	66	.242	42	58	.724	23	52	75	2.5	49	3	36	35	15	21	182	6.1
2023-24	12	4	231	19.2	30	56	.536	7	20	.350	13	22	.591	14	24	38	3.2	23	0	4	13	5	5	80	6.7
TOTAL	94	62	1961	20.9	200	425	.471	63	199	.317	107	151	.709	90	186	276	2.9	156	3	81	91	32	56	570	6.1



# #21 LEEROY ODIABI

Center / 6-11 / 215 / Junior  
Tralee, Ireland / Indian Hills CC (IA)

**2022-23** Appeared in 28 games, making two starts for the Warriors... Averaged 1.7 points per game while shooting 54.3 percent from the floor... Grabbed 64 rebounds on the year and blocked 18 shots... Scored career-high nine points on 4-4 shooting at Missouri State West Plains (2/6)... Named to the 2023 Spring ICCAC All-Academic Second-Team (3.0-3.49 GPA)... Named to the 2022 Fall ICCAC All-Academic Second-Team (3.0-3.49 GPA)... Member of the NJCAA Academic Team of the Year

**2021-22** Appeared in 23 games for the Warriors, making one start as a true freshman... Shot 51.5 percent from the floor while grabbing 2.2 rebounds per game... Scored season-high eight points on 3-5 shooting in a 92-58 win over Northeast... Played season-high 19 minutes in a 68-56 win over New Mexico in the Fiesta Bowl Shootout on 12/27... Grabbed a season-high eight rebounds in 15 minutes of action in a 106-73 victory over North Central Missouri... Named to the 2021 Fall ICCAC All-Academic Second-Team (3.0-3.5 GPA)... Member of the NJCAA Academic Team of the Year

**HIGH SCHOOL:** Attended George Harris Preparatory Academy in Mississauga, Ontario... Played basketball for head coach Deshawn Montaque... Previously attended Mercy Mounthawk in Tralee, Ireland... Played basketball for head coach John Dowling... Led team to the All-Ireland National Championship... Competed at the European Championships for Team Ireland

**Personal:** Born January 18, 2002 in Tralee, Ireland... Son of Hamsetu and Benjamin Odiahi... Two siblings Osaz and Bethany...Majoring in criminal justice.

## GAME-BY-GAME

Opponent	Date	GS	Min	FG-A	3FG-A	FT-A	Reb O-D-T	PF	A	TO	BLK	STL	PTS
Va. Wesleyan	11/6		10	1-4	0-0	0-0	2-2-4	2	0	1	2	0	2
at Ball State	11/11		12	1-1	0-0	0-0	2-1-3	0	0	1	0	0	2
at Arkansas	11/13		19	1-1	0-0	0-0	3-1-4	4	0	1	0	0	2
Princeton	11/22	DNP											
Drexel	11/26		2	0-0	0-0	0-0	0-0-0	0	0	0	0	0	0
Radford	11/30	DNP											
Northeastern	12/2		8	1-1	0-0	0-0	0-0-0	2	0	0	1	0	2
William & Mary	12/6	DNP											
James Madison	12/9	DNP											
TCU	12/21		9	0-0	0-0	0-0	0-1-1	2	0	0	0	0	0
Temple	12/22	DNP											
UMass	12/24		7	0-1	0-0	0-0	1-1-2	2	1	0	1	0	0

## SUPERLATIVES

Season Highs			
Points	2(4x)	last at N'eastern	12.2.23
Rebounds	4(2x)	last at Ark.	11.13.23
FG Made	1(4x)	last at N'eastern	12.2.23
FG Attempted	4	Va. Wesleyan	11.6.23
3FG Made			
3FG Attempted			
FT Made			
FT Attempted			
Assists			
Blocks	2	Va. Wesleyan	11.6.23
Steals			

## CAREER STATS

Year	GP	GS	Min	Avg	Total			3-Point			FT	FTA	Pct	Rebounds				PF	FO	Ast	TO	Blk	Stl	Pts	Avg
					FG	FGA	Pct	FG	FGA	Pct				Off	Def	Tot	Avg								
2023-24	7	0	66	9.4	4	8	.500	0	0	.000	0	0	.000	8	6	14	2.0	12	0	1	3	4	0	8	1.1



# #30 COOPER JONES

Guard / 6-1 / 165 / Sophomore  
Williamsburg, Va. / Walsingham Academy

**2022-23:** Saw action in three games against UMES, East Carolina and Texas State ... Hauled in one rebound in debut against UMES.

**PREP:** Attended Walsingham Academy where he earned First Team All-Tidewater Conference of Independent Schools and Second Team All-State honors and ended his career scoring over 1,000 points. ... He averaged nearly 22 points per game as a senior. ... Jones also was in the National Honor Society and Phi Eta Sigma National Honor Society.

**PERSONAL:** Son of Kevin and Charlotte Jones. ... Has two sisters – Piper and Parker. ... Majoring in business with the hope to get into real estate.

## GAME-BY-GAME

Opponent	Date	GS	Min	FG-A	3FG-A	FT-A	Reb		PF	A	TO	BLK	STL	PTS
							O-D-T							
Va. Wesleyan	11/6		1	0-0	0-0	0-0	0-0-0		0	0	0	0	0	0
at Ball State	11/11	DNP												
at Arkansas	11/13	DNP												
Princeton	11/22		1	0-0	0-0	0-0	0-0-0		0	0	0	0	0	0
Drexel	11/26	DNP												
Radford	11/30	DNP												
Northeastern	12/2	DNP												
William & Mary	12/6	DNP												
James Madison	12/9	DNP												
TCU	12/21		3	0-1	0-1	0-0	0-0-0		0	0	0	0	0	0
Temple	12/22	DNP												
UMass	12/24		3	0-0	0-0	0-0	0-0-0		1	0	0	0	0	0

## SUPERLATIVES

### Season Highs

Points			
Rebounds			
FG Made			
FG Attempted	1	TCU	12.21.23
3FG Made			
3FG Attempted	1	TCU	12.21.23
FT Made			
FT Attempted			
Assists			
Blocks			
Steals			

### Career Highs

Points			
Rebounds	1	UMES	11.7.22
FG Made			
FG Attempted	1	TCU	12.21.23
3FG Made			
3FG Attempted	1	TCU	12.21.23
FT Made			
FT Attempted			
Assists			
Blocks			
Steals			

## CAREER STATS

	Total					3-Point			Rebounds																
Year	GP	GS	Min	Avg	FG	FGA	Pct	FG	FGA	Pct	FT	FTA	Pct	Off	Def	Tot	Avg	PF	FO	Ast	TO	Blk	Stl	Pts	Avg
2022-23	4	0	3	1.0	0	0	.000	0	0	.000	0	0	.000	0	1	1	0.3	0	0	0	0	0	0	0	0.0
2023-24	4	0	8	2.0	0	1	.000	0	1	.000	0	0	.000	0	0	0	0.0	1	0	0	0	0	0	0	0.0
TOTALS	8	0	11	1.3	0	1	.000	0	1	.000	0	0	.000	0	1	1	0.1	1	0	0	0	0	0	0	0.0



# #35 JAYLEN JENKINS

Guard / 5-9 / 146 / Freshman  
Hampton, Va. / Hampton

**PREP:** Attended Hampton High School where he averaged 10 points per game and shot 37% from 3-point range as a senior. ... Participated in the City On My Chest All-Star game. ... Earned Honorable Mention All-Peninsula District as a junior and Second Team honors as a senior. ... Graduated with highest honors.

**PERSONAL:** Son of Devon Jenkins and Catrina Featherston. ... Has one brother - Jacoby. ... Majoring in sports management with the hope to become a pro basketball player or a sports agent.

## GAME-BY-GAME

Opponent	Date	GS	Min	FG-A	3FG-A	FT-A	Reb		PF	A	TO	BLK	STL	PTS
Va. Wesleyan	11/6	1	0-0	0-0	0-0	0-0-0	0	0	0	0	0	0	0	0
at Ball State	11/11	DNP												
at Arkansas	11/13	DNP												
Princeton	11/22	DNP												
Drexel	11/26	DNP												
Radford	11/30	DNP												
Northeastern	12/2	DNP												
William & Mary	12/6	DNP												
James Madison	12/9	DNP												
TCU	12/21	3	0-0	0-0	0-0	0-0-0	0	0	0	0	0	0	0	0
Temple	12/22	DNP												
UMass	12/24	3	0-0	0-0	0-0	0-0-0	0	1	0	0	0	0	0	0

## SUPERLATIVES

### Season Highs

Points			
Rebounds			
FG Made			
FG Attempted			
3FG Made			
3FG Attempted			
FT Made			
FT Attempted			
Assists	1	UMass	12.24.23
Blocks			
Steals			

## CAREER STATS

Year	GP	GS	Min	Avg	Total			3-Point			FT	FTA	Pct	Rebounds				PF	FO	Ast	TO	Blk	Stl	Pts	Avg
					FG	FGA	Pct	FG	FGA	Pct				Off	Def	Tot	Avg								
2023-24	3	0	7	2.2	0	0	.000	0	0	.000	0	0	.000	0	0	0	0.0	0	0	1	0	0	0	0	0.0





# #55 BRYCE BAKER

Guard / 6-5 / 190 / Sophomore  
Mooresville, N.C. / Donda Academy

**2022-23:** Played in 27 games and started 10 as a freshman...Shown outside touch hitting a 3-pointer at College of Charleston in first extended action...Hit two 3-pointers in first minutes against W&M for then season high six points...Hauled in three rebounds and had first collegiate blocked shot at Troy...Had game winning free throws with 1.3 seconds left in his first collegiate start to defeat Coastal Carolina (1/28) scoring nine points and hauling in season high seven rebounds...Scored season high 12 points hitting season high four 3-pointers at JMU (2/18)...Averaged 2.9 points and 1.4 rebounds on the year.

**PREP:** Baker, who played AAU hoops for Team Charlotte, was named the Most Efficient Player on the Under Armour circuit in 2021 and was the highest rated isolation defender within the UA circuit. He shot 47.0% from three-point range, which was the highest percentage on the circuit.

In 2020, Baker led Combine Academy to a state championship. In 2019, he helped lift Davidson Day High School to a state title. Baker finished his high school career at Donda Academy in Simi Valley, California.

## GAME-BY-GAME

Opponent	Date	GS	Min	FG-A	3FG-A	FT-A	Reb O-D-T	PF	A	TO	BLK	STL	PTS
Va. Wesleyan	11/6	*	28	3-5	2-4	4-4	2-2-4	0	2	1	0	1	12
at Ball State	11/11	*	23	1-4	0-3	0-2	0-2-2	2	1	2	0	1	2
at Arkansas	11/13		19	2-5	2-4	0-0	0-1-1	1	3	1	0	0	6
Princeton	11/22	*	32	4-10	3-6	0-0	2-1-3	0	0	0	0	1	11
Drexel	11/26		14	0-1	0-1	0-0	0-1-1	0	0	1	0	0	0
Radford	11/30		19	2-6	2-5	0-0	2-1-3	1	2	0	0	0	6
Northeastern	12/2		14	2-3	2-3	0-0	0-1-1	1	0	0	0	1	6
William & Mary	12/6		23	3-6	3-4	0-0	0-2-2	3	0	0	1	1	9
James Madison	12/9		24	1-4	0-3	0-0	3-1-4	1	1	0	0	0	2
TCU	12/21		16	2-6	2-6	0-0	0-0-0	1	0	0	0	1	6
Temple	12/22		16	1-5	1-5	0-0	1-0-1	0	1	0	0	0	3
UMass	12/24		22	1-4	0-3	0-0	0-0-0	0	1	0	0	1	2

## SUPERLATIVES

### Season Highs

Points	12	Va. Wesleyan	11.6.23
Rebounds	4(2x)	last v. JMU	12.9.23
FG Made	4	Princeton	11.22.23
FG Attempted	10	Princeton	11.22.23
3FG Made	3(2x)	at W&M	12.6.23
3FG Attempted	6(2x)	last v. TCU	12.21.23
FT Made	4	Va. Wesleyan	11.6.23
FT Attempted	4	Va. Wesleyan	11.6.23
Assists	3	at Arkansas	11.13.23
Blocks	1	at W&M	12.6.23
Steals	1(6x)	last v. TCU	12.21.23

### Career Highs

Points	12(2x)	last v. Va. Wes.	11.6.23
Rebounds	7	at Coastal Carolina	1.28.23
FG Made	4	at JMU	2.16.23
FG Attempted	10	at Coastal Carolina	1.28.23
3FG Made	4	at JMU	2.16.23
3FG Attempted	9	at Coastal Carolina	1.28.23
FT Made	3	at Coastal Carolina	1.28.23
FT Attempted	5	at Coastal Carolina	1.28.23
Assists	1(5x)	last v. Texas St.	3.2.23
Blocks	1(4x)	last at W&M	12.6.23
Steals	3	at Marshall	1.14.23

## CAREER STATS

Year	GP	GS	Min	Avg	Total			3-Point			FT	FTA	Pct	Rebounds				PF	FO	Ast	TO	Blk	Stl	Pts	Avg
					FG	FGA	Pct	FG	FGA	Pct				Off	Def	Tot	Avg								
2022-23	27	9	323	12.0	26	74	.351	21	63	.333	4	9	.444	13	26	39	1.4	20	0	6	6	3	10	77	2.9
2023-24	12	3	248	20.7	22	59	.373	17	47	.362	4	6	.667	10	12	22	1.8	10	0	11	6	0	7	65	5.4
TOTALS	39	12	572	14.7	48	133	.361	38	110	.345	8	15	.533	23	38	61	1.6	30	0	17	12	3	17	142	3.6

## SPECIALTY STATS (ODU/OPP)

Date	Opponent	Score	Pts Off Turnovers	Second Chance	Bench Pts	Pts In Paint	Fast Break	Largest Lead	Largest Deficit	Ties	Lead Changes
Nov. 6	Va. Wesleyan	W 71-57	16/12	10/7	33/32	38/18	28/5	24	0	0	0
Nov. 11	at Ball St.	L 73-68	19/14	10/11	21/6	44/18	12/1	4	10	7	8
Nov. 13	at Arkansas	L 86-78	5/18	16/15	40/33	32/44	21/9	3	14	1	1
Nov. 22	Princeton	L 76-56	6/14	4/4	16/12	12/26	2/9	5	21	3	6
Nov. 26	Drexel	W 68-61*	20/10	12/14	10/15	36/28	16/9	7	8	7	7
Nov. 30	Radford	W 69-68	16/9	9/12	26/18	28/22	12/17	5	11	5	3
Dec. 2	at Northesatern	L 81-68	13/14	9/11	24/21	36/24	10/19	7	13	6	9
Dec. 6	at W&M	L 84-79	12/15	7/4	24/3	24/20	15/4	8	9	5	3
Dec. 9	JMU	L 84-69	18/7	14/16	21/25	32/48	9/5	1	24	0	2
Dec. 21	TCU	L 111-87	18/21	15/23	29/50	38/50	26/23	0	29	1	0
Dec. 22	Temple	W 78-63	2/4	6/8	11/16	44/18	2/0	17	4	2	5
Dec. 24	UMass	L 87-65	13/15	4/14	11/19	38/50	18/12	3	31	2	5
Dec. 30	S. Alabama										
Jan. 4	at Troy										
Jan. 6	at Ark. St.										
Jan. 11	at Ga. State										
Jan. 13	at Coastal Carolina										
Jan. 18	Marshall										
Jan. 20	ULM										
Jan. 24	JMU										
Jan. 27	Ga. Southern										
Feb. 1	at Marshall										
Feb. 3	at JMU										
Feb. 7	at So. Miss.										
Feb. 10	MAC Challenge										
Feb. 15	Louisiana										
Feb. 17	Ga. State										
Feb. 22	App State										
Feb. 24	Coastal Carolina										
Feb. 28	at App State										
Mar. 1	at Ga. Southern										

## STARTING LINEUPS

Vasean Allette-Chaunce Jenkins-Bryce Baker-Jason Wade-Dericko Williams	1-0
Vasean Allette-Chaunce Jenkins-Bryce Baker-Jason Wade-Dani Pounds	0-2
Vasean Allette-Chaunce Jenkins-Ty Williams-Jason Wade-Dani Pounds	2-3
Vasean Allette-Chaunce Jenkins-Ty Williams-RJ Blakney-Dani Pounds	1-3

## INDIVIDUAL HIGHS

Points	ODU	30	Vasean Allette at William & Mary
	OPP	29	Jalin Anderson – Ball State
FGM	ODU	13	Vasean Allette at William & Mary
	OPP	10(2x)	Jalin Anderson – Ball State/Josh Cohen - UMass
FGA	ODU	22	Tyrone Williams v. Drexel
	OPP	16	Hysier Miller - Temple
FG% (Min 5 made)	ODU	.833	RJ Blakney at Arkansas (5-6)
	OPP	1.000	Jaylen Carey - JMU-1 (6-6)
3FGM	ODU	4	Vasean Allette v. TCU
	OPP	6	Chuck O'Bannon - TCU
3FGA	ODU	7	Chaunce Jenkins at William & Mary
	OPP	12	Blake Peters – Princeton
3PT% (Min 2 made)	ODU	.800	Vasean Allette v. TCU (4-5)
	OPP	.857	Chuck O'Bannon - TCU (6-7)
FTM	ODU	7(2x)	Chaunce Jenkins v. Drexel/UMass
	OPP	11	Luka Sakota - Northeastern
FTA	ODU	8(4x)	last by Vasean Allette v. TCU
	OPP	12 (2x)	Luka Sakota/Harold Woods – Northeastern
FT% (Min 3 made)	ODU	1.000	Chaunce Jenkins v. UMass (7-7)
	OPP	1.000/4-4 (4x)	last by Charlie Williams - William & Mary
Rebounds	ODU	12	Tyrone Williams v. Drexel
	OPP	13	Caden Pierce – Princeton
Assists	ODU	5 (3x)	last by Chaunce Jenkins v. Temple
	OPP	9	Michael Green III - JMU-1
Steals	ODU	6	Jason Wade - UMass
	OPP	4	Avery Anderson, III - TCU
Blocked Shots	ODU	4	Chaunce Jenkins v. Radford
	OPP	6	Amari Williams - Drexel

## ODU HIGHS/LOWS

		HIGHS		LOWS
Points	87	TCU	56	Princeton
FGM	31	at Arkansas	20	Princeton
FGA	72	JMU-1	54	UMass
FG%	.509	at Ball State (29-57)	.361	JMU-1 (26-72)
3FGM	11(2x)	last at William & Mary	2	UMass
3FGA	27	at William & Mary	12	Va. Wesleyan
3PT%	.500	Princeton (9-18)	.125	UMass (2-16)
FTM	21	TCU	4	at Northeastern
FTA	29	TCU	5	at Arkansas
FT%	.850	Radford (17-20)	.444	at Northeastern (4-9)
Rebounds	49	Va. Wesleyan	22	TCU
Assists	14 (3x)	Last v. Radford	3	at Ball State
Steals	13 (2x)	Drexel/TCU	3(2x)	last v. Temple
Blocked Shots	6	Radford	1	at Arkansas
Turnovers	16	Va. Wesleyan	6	JMU-1
Fouls	33	Northeastern	12(2x)	last JMU-1

## OPPONENT HIGHS/LOWS

		HIGHS		LOWS
Points	111	TCU	57	Va. Wesleyan
FGM	36	TCU	18 (2x)	last at Northeastern
FGA	66	TCU	43	at Northeastern
FG%	.545	TCU (36-66)	.333	Drexel (18-54)
3FGM	15	at William & Mary	3	Drexel
3FGA	38	Temple	14	UMass
3PT%	.484	at William & Mary (15-31)	.143	Drexel (3-21)
FTM	40	at Northeastern	7(2x)	last by Temple
FTA	51	at Northeastern	12	Radford
FT%	.789	TCU (30-38)	.500	Va. Wesleyan (8-16)
Rebounds	48	Drexel	28	at William & Mary
Assists	21	TCU	6	at Ball State
Steals	12	TCU	3(2x)	last by Temple
Blocked Shots	7 (4x)	last JMU-1	0(2x)	last at W&M
Turnovers	18	Drexel	16	Va. Wesleyan
Fouls	18	Radford	11(2x)	last by Temple



Official Basketball Box Score - Final  
Va. Wesleyan at Old Dominion  
11/06/23 Charney Arena, Norfolk  
2023-24 Men's Basketball

Game Time: 7:00 PM  
Game Duration: 1:54  
Attendance: 5,371

Officials: Damon Williams, Jesse Joseph, Andrew Casas

Va. Wesleyan - 57

Record: 0-0

NO.	Name	Min	FG	3P	FT	Rebounds	Fouls	TP	AS	TO	ST	Blocks	+/
			M-A	M-A	M-A	OR DR TOT	PF FD					BS BA	
20	Amarion Wilson	F 19:24	2-6	0-0	1-4	2 1 3	2 5	5	0	3	0	4 1	-10
32	Eric Rowland	F 24:35	2-5	2-3	0-0	4 4 8	1 2	6	2	1	0	0 1	-14
3	Omar Deveaux	G 24:44	2-14	1-7	1-2	0 0 3	2 4	6	2	4	0	1 1	-22
11	Miles Wallace	G 24:06	1-5	1-1	0-0	1 2 3	0 0	3	1	0	2	0 0	-11
22	Jordan Crump	G 19:24	2-6	1-5	0-0	1 4 5	1 0	5	2	1	1	0 0	-7
4	Khai Seagrang	19:55	4-11	0-3	3-4	1 3 3	4 2	11	0	1	3	0 0	-11
15	Amani Moore	11:46	2-3	0-1	0-0	0 0 0	2 0	4	3	1	0	0 0	-4
24	Braden Justice	18:19	4-6	0-1	3-4	0 4 4	1 2	11	0	0	0	1 1	-9
0	Elijah Gardner	15:50	1-2	1-2	0-0	0 1 1	2 0	3	2	1	2	0 0	-3
2	Paul Anderson	15:58	0-1	0-0	0-0	1 1 2	2 0	0	3	0	0	1 1	-4
10	Khalil Davis	04:41	0-0	0-0	0-2	0 1 1	0 1	0	1	0	0	0 0	6
12	Brian Jackson	00:46	1-1	1-1	0-0	0 0 0	1 0	3	0	0	0	0 0	3
13	Aaron Brown	00:46	0-0	0-0	0-0	0 0 0	0 0	0	0	0	0	0 0	0
33	Jayson Williams	00:46	0-1	0-1	0-0	0 0 0	0 0	0	0	0	0	0 0	3
Team						0 0 0				0	2		
Totals			21-61	7-25	8-16	9 24 33	18 16	57	13	14	8	7 5	-14

Technical Fouls: NONE

Old Dominion - 71

Record: 1-0

NO.	Name	Min	FG	3P	FT	Rebounds	Fouls	TP	AS	TO	ST	Blocks	+/
			M-A	M-A	M-A	OR DR TOT	PF FD					BS BA	
23	Dericko Williams	F 14:55	1-5	0-0	2-4	3 5 8	1 2	4	0	0	0	1 3	8
0	Vasean Allette	G 22:19	2-7	0-1	0-0	1 5 6	2 0	4	2	4	1	0 0	8
1	Jason Wade	G 19:09	0-2	0-0	2-2	0 2 2	3 2	2	2	2	1	1 0	0
2	Chaunce Jenkins	G 26:01	7-14	1-4	1-2	0 3 3	3 3	16	1	3	1	0 0	4
55	Bryce Baker	G 27:42	3-5	2-4	4-4	2 2 4	0 2	12	2	1	1	0 0	13
10	Tyrone Williams	21:54	6-9	0-2	3-3	1 5 6	1 2	15	1	2	2	0 1	3
3	Imo Essien	18:49	1-2	0-0	2-2	0 0 0	0 1	4	3	0	0	0 0	9
13	Devin Ceaser	12:05	2-5	0-0	0-1	1 3 4	0 0	1	4	2	0	1 0	10
11	Dani Pounds	09:36	0-1	0-0	2-2	2 3 5	3 2	2	0	0	0	1 1	8
15	R.J. Blakney	16:19	2-3	1-1	1-5	0 4 4	1 3	6	0	3	0	0 0	1
21	Leeroy Odiah	09:59	1-4	0-0	0-0	2 2 4	2 0	2	0	1	0	2 0	2
30	Cooper Jones	00:46	0-0	0-0	0-0	0 0 0	0 0	0	0	0	0	0 0	-3
35	Jaylen Jenkins	00:46	0-0	0-0	0-0	0 0 0	0 0	0	0	0	0	0 0	-3
Team						1 2 3				0	0		
Totals			25-57	4-12	17-25	13 36 49	16 18	71	13	16	7	5 7	14

Technical Fouls: NONE

	VWU	ODU
Biggest lead	0 (1 <sup>st</sup> 20:00)	24 (2 <sup>nd</sup> 11:06)
Best Scoring Run	9 (2 <sup>nd</sup> 1:30)	11 (2 <sup>nd</sup> 17:57)
Lead Changes	0	
Times Tied	0	
Time with Lead	00:00	39:30

Points from	VWU	ODU
Turnovers	12	16
Paint	18	38
Second Chance	7	10
Fast Breaks	5	28
Bench	32	33

Period by Period Scoring			
	1st	2nd	TOT
VWU	26	31	57
ODU	40	31	71

Shooting By Period
1 <sup>st</sup> FG% 12-30 40.0%
3PT% 3-6 50.0%
FT% 13-16 81.3%
2 <sup>nd</sup> FG% 13-27 48.1%
3PT% 1-6 16.7%
FT% 4-9 44.4%
GM FG% 25-57 43.9%
3PT% 4-12 33.3%
FT% 17-25 68.0%
Dead Ball Rebounds: 3.0



Official Basketball Box Score - Final  
Old Dominion at Ball St.  
11/11/23 Worthen Arena, Muncie  
2023-24 Men's Basketball

Game Time: 2:00 PM  
Game Duration: 2:02  
Attendance: 3,218

Officials: Bill Ek, Shane Staggs, Greg Langsdorf

Old Dominion - 68

Record: 1-1

NO.	Name	Min	FG	3P	FT	Rebounds	Fouls	TP	AS	TO	ST	Blocks	+/
			M-A	M-A	M-A	OR DR TOT	PF FD					BS BA	
11	Dani Pounds	F 15:36	3-4	0-0	0-0	0 2 2	2 0	6	0	1	2	0 0	-5
0	Vasean Allette	G 29:31	6-9	1-4	2-5	0 3 3	3 3	15	2	2	3	0 0	-2
1	Jason Wade	G 24:52	2-3	0-0	0-0	0 2 2	4 0	4	0	1	1	0 0	4
2	Chaunce Jenkins	G 31:27	8-14	2-3	2-2	1 5 6	2 4	20	0	3	0	1 0	3
55	Bryce Baker	G 23:04	1-4	0-3	0-2	0 2 2	2 1	2	1	2	1	0 0	-7
21	Leeroy Odiah	11:42	1-1	0-0	0-0	2 1 3	0 0	2	0	1	0	0 0	-7
10	Tyrone Williams	29:52	4-13	1-4	2-2	3 7 10	4 2	11	0	0	2	0 0	-4
3	Imo Essien	10:31	0-1	0-0	0-0	0 0 0	1 0	0	0	3	0	0 0	-4
15	R.J. Blakney	18:27	3-6	0-0	0-0	2 3 5	2 1	6	0	1	0	1 2	2
13	Devin Ceaser	04:58	1-2	0-0	0-0	0 1 1	0 0	2	0	0	0	0 0	-5
Team						0 0 0				0	1		
Totals			29-57	4-14	6-11	8 26 34	20 11	68	3	15	9	2 2	-5

Technical Fouls: NONE

Ball St. - 73

Record: 2-0

NO.	Name	Min	FG	3P	FT	Rebounds	Fouls	TP	AS	TO	ST	Blocks	+/
			M-A	M-A	M-A	OR DR TOT	PF FD					BS BA	
3	Mickey Pearson Jr.	F 37:03	3-11	3-7	4-5	1 3 4	0 5	13	0	1	1	0 0	3
11	Basheer Jihad	F 24:04	4-10	1-5	6-9	2 3 5	3 5	15	2	4	0	2 1	8
33	Mason Jones	F 37:14	0-2	0-1	0-0	1 2 3	4 0	0	1	2	1	0 0	12
1	Jalin Anderson	G 38:33	10-15	4-8	5-8	2 7 9	3 6	29	2	4	1	0 1	5
5	Devon Bailey	G 32:52	3-8	2-7	2-2	0 2 2	1 1	10	1	0	1	0 0	17
34	Ben Hendricks	07:40	0-0	0-0	1-0	1 0 1	0 0	0	0	0	0	0 0	0
54	Zane Doughty	08:05	1-1	0-0	4-4	1 1 2	0 2	6	0	1	0	0 0	-6
4	Micah Bell	07:51	0-2	0-1	0-0	0 1 1	0 0	0	0	1	0	0 0	-11
23	Joey Brown	01:33	0-1	0-1	0-2	1 1 2	0 1	0	0	1	0	0 0	-3
13	Trent Middleton Jr.	05:05	0-2	0-1	0-0	0 0 0	0 0	0	0	0	0	0 0	0
Team						2 2 4				0	1		
Totals			21-53	10-31	21-30	11 22 33	11 20	73	6	14	5	2 2	5

Technical Fouls: NONE

	ODU	BSU
Biggest lead	4 (2 <sup>nd</sup> 9:14)	10 (1 <sup>st</sup> 13:40)
Best Scoring Run	8 (1 <sup>st</sup> 3:21)	10 (1 <sup>st</sup> 13:40)
Lead Changes	8	
Times Tied	7	
Time with Lead	04:01	32:53

Points from	ODU	BSU
Turnovers	19	14
Paint	44	18
Second Chance	10	11
Fast Breaks	12	1
Bench	21	6

Period by Period Scoring			
	1st	2nd	TOT
ODU	36	32	68
BSU	38	35	73



Official Basketball Box Score - Final  
Old Dominion at Arkansas  
11/13/23 Bud Walton Arena, Fayetteville, Ark.  
2023-24 Men's Basketball

Game Time: 7:00 PM  
Game Duration: 1:53  
Attendance: 19,200

Officials: Joe Lindsey, Chuck Jones, Owen Short

Old Dominion - 77

Record: 1-2

NO.	Name	Min	FG	3P	FT	Rebounds	Fouls	TP	AS	TO	ST	Blocks	+/
			M-A	M-A	M-A	OR DR TOT	PF FD					BS BA	
11	Dani Pounds	F 20:31	2-5	0-0	0-0	4 3 7	5 2	4	0	1	0	0 0	0
0	Vasean Allette	G 23:02	2-11	0-3	0-0	0 4 4	2 0	4	5	2	2	0 0	-17
1	Jason Wade	G 17:60	0-2	0-1	0-0	2 0 2	3 0	0	0	0	1	0 0	-15
2	Chaunce Jenkins	G 36:21	8-19	3-6	2-2	1 6 7	2 4	21	3	1	0	0 3	-2
10	Tyrone Williams	G 20:39	3-8	1-2	1-2	1 3 4	0 4	2	8	1	1	0 0	1
21	Leeroy Odiah	18:57	1-1	0-0	0-0	3 1 4	4 2	2	0	1	0	0 0	-6
55	Bryce Baker	19:14	2-5	2-4	0-0	0 1 1	1 1	6	3	1	0	0 0	-2
15	R.J. Blakney	22:32	5-6	3-4	1-1	0 4 4	2 1	14	1	0	0	1 0	3
3	Imo Essien	05:44	0-2	0-1	0-0	0 0 0	1 0	0	0	0	0	0 0	-8
13	Devin Ceaser	14:60	8-12	2-3	0-0	0 3 3	2 0	18	1	0	0	0 1	12
Team						1 2 3				0	1		
Totals			31-71	11-24	4-5	12 27 39	22 12	77	14	10	3	1 6	-9

Technical Fouls: NONE

Arkansas - 86

Record: 3-0

NO.	Name		Min	FG M-A	3P M-A	FT M-A	Rebounds OR DR TOT	Fouls PF FD	TP	AS	TO	ST	Blocks BS BA	+/-
2	Trevon Brazile	F	30:48	3-7	2-4	3-6	2 2 4	3 5	11	2	2	1	4 0	0
8	Chandler Lawson	F	06:24	1-1	0-0	0-0	2 2 2	1 0	2	0	1	0	1 0	3
3	Ei Ellis	G	33:50	7-11	1-2	2-4	0 3 3	0 0	3	17	8	0	0 0	8
4	Davonte Davis	G	36:47	6-11	1-4	3-6	2 3 5	0 5	16	2	0	1	0 0	12
12	Tarmon Mark	G	21:04	2-7	1-3	2-2	0 6 6	4 2	7	1	0	0	0 0	8
0	Khalif Battle		20:58	3-6	2-3	5-6	0 2 2	2 3	13	1	1	0	0 1	4
15	Makhi Mitchell		29:25	6-7	0-0	3-5	3 7 10	1 4	15	1	0	0	1 0	-1
24	Jeremiah Davenport		12:43	1-4	1-2	0-0	0 1 1	0 0	3	0	0	0	0 0	2
11	Jalen Graham		05:50	1-3	0-0	0-0	0 0 0	1 0	2	0	0	0	0 0	8
6	Layden Blocker		02:11	0-2	0-1	0-0	0 0 0	0 0	0	0	0	0	0 0	1
Total							1 1 2		0	0	0			
Totals							30-59 8-19 18-29	8 27 35	12 22	86	15	4	3 6 1	9





Official Basketball Box Score - Final  
Drexel at Old Dominion  
11/05/2018 Chesapeake Arena, Norfolk  
10:00 PM

Game Time 1:00 PM  
Game Duration: 1:00  
Attendance: 4,200

Offensive: Derrick Williams, Darren Williams, Dan Pless

Records: 9-9

NO. Name	Min	FG	3P	FT	Rebounds	Fouls	TP	AS	TO	ST	Blocks	+/
22 Amari Williams	32:27	5-13	0-1	9-10	4 0 4	1 5	19	1	6	1	5	2
1 Lamar Odom, Jr.	33:59	9-9	1-6	4-4	1 8 9	3 2	11	2	2	0	0	-12
11 Justin Moore	34:52	2-6	0-1	1-2	5 6 3	3 5	3	5	1	0	1	4
14 Luke House	19:06	3-7	1-5	0-0	1 1 2	3 0	7	0	2	0	0	-2
23 Yame Butler	21:18	0-3	0-1	4-4	1 2 3	2 3	4	0	0	0	0	-5
2 Lucas Monroe	08:38	2-3	0-0	0-0	1 4 5	0 1	4	0	0	0	0	3
5 Kobe McGee	22:40	1-4	1-4	2-2	1 5 6	0 2	5	0	1	0	1	-1
13 Garfield Turner	12:37	2-4	0-0	1-4	4 1 5	3 3	5	1	1	1	0	-6
21 Mate Okros	22:25	0-2	0-2	0-0	1 3 4	0 0	0	0	1	0	1	-2
3 Jamie Bergens	13:55	0-3	0-1	1-2	0 0 0	3 2	1	0	0	1	0	-16
15 Cole Hargrove	03:23	0-0	0-0	0-2	0 1 1	0 1	0	0	0	0	0	2
Team					0 3 3		0		1			
Totals	18:54	3-21	2-20	15 33 48	18 22	61	8	18	5	7	4	-7

Shooting By Period			
1 <sup>st</sup>	FG%	8-25	32.0%
	3PT%	1-10	10.0%
	FT%	8-12	66.7%
2 <sup>nd</sup>	FG%	8-20	40.0%
	3PT%	1-7	14.3%
	FT%	12-14	85.7%
3 <sup>rd</sup>	FG%	2-9	22.2%
	3PT%	1-4	25.0%
	FT%	2-4	50%
GM	FG%	18-54	33.3%
	3PT%	3-21	14.3%
	FT%	22-30	73.3%

Dead Ball Rebounds: 4, 0

Technical Fouls: NONE

Old Dominion - 99

NO. Name	Min	FG	3P	FT	Rebounds	Fouls	TP	AS	TO	ST	Blocks	+/
11 Dani Pounds	33:55	2-4	0-0	0-0	1 6 7	3 2	4	2	1	1	2	0
0 Vasean Allette	36:32	6-14	1-3	2-4	2 3 5	0 3	15	1	2	2	0	16
1 Jason Wade	28:58	0-0	0-0	0-0	0 3 3	4 0	0	3	1	3	0	-6
2 Chance Jenkins	30:15	5-12	1-2	7-8	0 2 2	4 7	18	4	1	1	0	13
10 Tyrone Williams	37:14	8-22	1-6	4-5	4 8 12	2 5	21	2	1	4	2	16
23 Derick Williams	08:19	0-1	0-0	0-0	0 0 0	3 0	0	0	0	0	0	0
15 R.J. Blakney	03:56	0-0	0-0	0-0	0 0 0	1 0	0	0	1	0	0	-3
55 Bryce Baker	13:45	0-1	0-1	0-0	0 1 1	0 0	0	0	0	1	0	-2
13 Devin Cesser	08:07	1-4	0-1	0-0	0 0 0	3 0	2	0	1	0	0	-4
3 Imo Essien	21:29	3-6	0-1	2-2	2 2 2	2 1	8	1	1	1	0	0
21 Leeroy Odoi	01:30	0-0	0-0	0-0	0 0 0	0 0	0	0	0	0	0	-2
Team					3 0 3		0		0			
Totals	25:54	3-14	15-19	10 25 35	22 18	68	14	9	13	4	7	7

Shooting By Period			
1 <sup>st</sup>	FG%	9-30	30.0%
	3PT%	0-7	0.0%
	FT%	3-4	75%
2 <sup>nd</sup>	FG%	13-28	46.4%
	3PT%	2-5	40.0%
	FT%	5-7	71.4%
OT	FG%	3-6	50.0%
	3PT%	1-2	50.0%
	FT%	7-8	87.5%
GM	FG%	25-64	39.1%
	3PT%	3-14	21.4%
	FT%	15-19	78.9%

Dead Ball Rebounds: 0, 0

Technical Fouls: NONE

	DRX	ODU	Points from		Period by Period Scoring				
Biggest lead	8 (1 <sup>st</sup> 7:34)	7 (1 <sup>st</sup> 0:00)	Turnovers	10	1 <sup>st</sup>	2 <sup>nd</sup>	3 <sup>rd</sup>	TOT	
Best Scoring Run	9 (2 <sup>nd</sup> 18:14)	10 (1 <sup>st</sup> 4:25)	Points	28	25	29	7	61	
Lead Changes	7	1	Second Chance	14	12				
Times Tied	7	1	Fast Breaks	8	18				
Time with Lead	24:16	14:15	Bench	15	10	ODU	21	33	
							14	68	



Official Basketball Box Score - Final  
Old Dominion at Northeastern  
11/05/2018 Northeastern Arena, Boston  
2000-04 Northeastern Basketball

Game Time 1:00 PM  
Game Duration: 1:00  
Attendance: 1,000

Offensive: Tyrone Williams, Ryan Corbett, David Pless

Old Dominion - 99

NO. Name	Min	FG	3P	FT	Rebounds	Fouls	TP	AS	TO	ST	Blocks	+/
11 Dani Pounds	21:02	0-1	0-0	0-0	1 2 3	4 2	0	2	2	0	1	-12
0 Vasean Allette	33:04	9-16	2-6	1-2	0 2 2	1 2	21	3	1	1	0	-6
1 Jason Wade	16:12	0-0	0-0	0-0	0 2 2	1 2	0	1	0	1	0	0
2 Chance Jenkins	25:28	4-14	1-5	3-4	0 1 1	4 7	12	2	2	1	0	-13
10 Tyrone Williams	34:39	5-13	1-4	0-3	1 9 10	4 2	11	2	4	1	0	-9
23 Derick Williams	05:26	1-1	0-0	0-0	0 0 0	5 0	2	0	0	0	0	0
15 R.J. Blakney	20:07	2-4	0-2	0-0	0 3 3	4 0	4	0	2	0	0	-6
55 Bryce Baker	13:45	2-3	2-3	0-0	1 1 1	1 1	6	0	0	1	0	-4
3 Imo Essien	14:28	3-3	0-0	0-0	1 1 1	3 1	6	0	1	0	0	-14
13 Devin Cesser	08:18	2-4	0-1	0-0	0 0 0	2 0	4	0	0	1	0	3
21 Leeroy Odoi	07:31	1-1	0-0	0-0	0 0 0	2 0	2	0	0	0	1	-4
Team					4 0 4		0		1			
Totals	29:50	5-21	4-9	6 21 27	33 17	68	10	13	6	2	5	-13

Shooting By Period			
1 <sup>st</sup>	FG%	14-30	46.7
	3PT%	3-10	30.0
	FT%	2-4	50.0
2 <sup>nd</sup>	FG%	15-30	50.0
	3PT%	3-11	27.3
	FT%	2-5	40.0
GM	FG%	29-60	48.3
	3PT%	6-21	28.6
	FT%	4-9	44.4
Dead Ball Rebounds:			

Dead Ball Rebounds: 1, 1

Technical Fouls: Jenkins 2nd 17:41 Coach 2nd 18:28 Coach 2nd 18:22

Northeastern - 91

NO. Name	Min	FG	3P	FT	Rebounds	Fouls	TP	AS	TO	ST	Blocks	+/
33 Chris Doherty	22:24	3-3	0-0	5-8	1 5 6	1 6	11	2	0	0	2	0
1 Massi Troutman	29:55	3-8	2-3	6-8	0 3 3	3 5	14	0	4	0	2	0
4 Rashad King	21:37	1-4	0-0	1-2	1 1 2	3 2	3	1	2	2	0	13
9 Luka Sakota	30:54	3-10	1-4	11-12	0 3 3	3 3	18	1	1	1	0	0
13 Jared Turner	33:05	4-9	2-7	4-6	1 6 7	0 5	14	2	0	2	0	16
10 Harold Woods	25:22	2-3	0-0	10-11	2 5 7	4 7	14	0	2	1	0	4
12 Alexander Nwagha	17:57	2-3	0-0	1-2	1 2 3	1 1	5	0	2	0	1	1
21 Bryce Johnson	06:59	0-2	0-0	0-0	0 1 1	2 0	0	0	0	0	0	-1
8 William Kermoury	11:45	0-1	0-1	2-2	0 0 0	0 1	2	2	1	0	0	8
Team					2 0 2		0		1			
Totals	18:43	5-15	40-51	8 26 34	17 30	81	8	13	5	5	2	13

Shooting By Period			
1 <sup>st</sup>	FG%	11-22	50.0
	3PT%	3-7	42.9
	FT%	15-24	62.5
2 <sup>nd</sup>	FG%	7-21	33.3
	3PT%	2-6	25.0
	FT%	25-27	92.6
GM	FG%	18-43	41.9
	3PT%	5-15	33.3
	FT%	40-51	78.4

David Ball Basketball

Dead Ball Rebounds: 1, 1

Technical Fouls: NONE

	ODU	NOR	Points from		Period by Period Scoring				
Biggest lead	7 (1 <sup>st</sup> 18:00)	13 (2 <sup>nd</sup> 17:28)	Turnovers	13	14	1st	2nd	TOT	
Best Scoring Run	7 (2 <sup>nd</sup> 11:36)	11 (2 <sup>nd</sup> 17:28)	Points	36	24	ODU	33	36	69
Lead Changes			Second Chance	8	11				
Times Tied		6	Fast Breaks	10	19	NOR	40	41	81
Time with Lead	08:22	28:51	Bench	24	21				



Official Basketball Box Score - Final  
Radford at Old Dominion  
11/05/2018 Chesapeake Arena, Norfolk  
10:00 PM

Game Time 7:00 PM  
Game Duration: 1:00  
Attendance: 1,000

Offensive: Brand Flowers, Ryan Corbett, Arlene Dinkler

Records: 8-9

Records - 08		Records - 08												
NO.	Name	Min	FG M-A	3P M-A	FT M-A	Rebounds OR DR TOT	Fouls PF F	TP	AS	TO	ST	Blocks BS BA	+/-	
0	Justin Archer	F 33:30	2-4	0-0	2-4	6 4 10	2 3	6	1	1	0	0	-1	
10	Chandler Turner	F 28:57	4-6	2-3	0-0	2 6 8	0 0	10	3	0	0	0	2	
1	DaQuan Smith	G 28:17	7-13	5-8	2-2	0 0 0	2 2	21	1	6	1	0	5	
3	Kenyon Giles	G 31:30	3-13	2-7	0-0	0 6 6	1 0	8	7	3	1	0	6	
14	Bryan Antoine	G 27:30	1-7	1-3	2-2	0 4 4	4 1	5	1	1	2	1	-9	
23	TJ NeSmith	G 22:18	5-7	0-0	3-4	2 2 4	2 2	13	1	2	0	0	1	
4	Truth Harris	07:11	1-3	0-0	0-0	0 0 0	4 1	2	1	1	0	0	5	
21	D'Aunray Pierce	10:24	0-2	0-0	0-0	0 0 0	2 1	0	0	0	0	5	-8	
2	Trenton Walters	10:23	1-5	1-3	0-0	0 1 1	1 2	3	1	0	0	0	-2	
Team			4 2 6 0 1											
Totals			24:50	11-24	9-12	14 25 39	18 12	68	15	15	4	7	6	-1

Shooting By Period			
1 <sup>st</sup>	FG%	11-34	32.4%
	3PT%	5-14	35.7%
	FT%	5-6	83.3%
2 <sup>nd</sup>	FG%	13-26	50.0%
	3PT%	6-10	60.0%
	FT%	4-6	66.7%
GM	FG%	24-60	40.0%
	3PT%	11-24	45.8%
	FT%	9-12	75.0%



Official Basketball Box Score - Final  
James Madison at Old Dominion  
12/22/23 SingPi Arena at Stan Sheriff Center, Honolulu  
2023-24 Men's Basketball

Game Time: 7:29 PM  
Game Duration: 1:28  
Attendance: 8,994

Officials: Keith Patterson, Ryan Christian, Jose Carsten

James Madison - 91

Record: 9-0

NO.	Name	Min	FG	3P	FT	Rebounds	Fouls	TP	AS	TO	ST	Blocks	+/
			M-A	M-A	M-A	OR DR TOT	PF FD					BS BA	
3	T.J. Bickelstaff	F 22:11	9-12	0-0	3-4	3 9 12	3 3	21	0	1	0	0 0	4
22	Julien Wooden	F 30:19	2-10	1-6	0-0	0 2 2	2 0	5	0	1	1	2 0	12
1	Noah Freidel	G 31:37	3-9	1-5	0-0	1 6 7	1 0	7	0	0	0	1 1	4
5	Terrence Edwards Jr.	G 30:15	4-9	3-4	2-3	1 3 4	1 2	13	5	5	0	3 0	13
13	Michael Green III	G 27:56	5-8	2-4	1-2	0 2 2	1 4	13	9	3	1	0 1	22
0	Xavier Brown	17:40	2-4	2-4	0-0	0 1 1	3 0	6	3	0	1	1 0	6
2	Raekwon Horton	16:51	1-2	0-1	0-0	2 4 6	1 1	2	2	2	1	0 0	12
15	Jaylen Carey	17:05	6-6	0-0	1-2	2 3 5	0 2	13	0	1	1	0 0	11
4	Bryant Randleman	06:07	2-3	0-0	0-0	1 1 2	1 0	4	0	1	0	0 0	-9
Team						1 0 1		0					
Totals			34-63	9-24	7-11	11 31 42	13 12	84	14	5	7	2 15	

Shooting By Period
1 <sup>st</sup> FG% 20-34 58.8%
3PT% 5-13 38.5%
FT% 5-8 62.5%
2 <sup>nd</sup> FG% 14-29 48.3%
3PT% 4-11 36.4%
FT% 2-3 66.7%
GM FG% 34-63 54.0%
3PT% 9-24 37.5%
FT% 7-11 63.6%
Dead Ball Rebounds: 2, 0

Old Dominion - 97

Record: 3-6

NO.	Name	Min	FG	3P	FT	Rebounds	Fouls	TP	AS	TO	ST	Blocks	+/
			M-A	M-A	M-A	OR DR TOT	PF FD					BS BA	
11	Dani Pounds	F 14:48	0-1	0-1	2-2	2 3 5	1 2	2	0	0	1	0 0	-9
15	R.J. Blakney	F 13:30	1-4	0-3	0-0	0 3 3	1 0	2	0	1	0	0 0	-16
0	Vasean Alette	G 31:31	6-16	1-2	1-2	3 3 6	1 1	14	1	2	2	0 3	-13
2	Chaunce Jenkins	G 38:15	8-14	2-6	5-8	0 3 3	1 4	19	3	1	2	0 0	-16
10	Tyrone Williams	G 29:46	4-12	0-3	3-6	3 3 6	1 3	11	0	0	1	0 0	-14
1	Jason Wade	20:07	2-6	0-2	0-0	3 1 4	4 0	4	0	0	1	0 0	-1
55	Bryce Baker	23:43	1-4	0-3	0-0	3 1 4	1 1	2	1	0	0	0 1	-1
13	Devin Ceaser	18:10	5-12	1-2	2-2	0 2 2	2 2	13	0	1	0	0 3	-3
3	Imo Essien	10:10	1-3	0-0	0-0	0 0 0	0 0	2	1	1	0	0 0	-10
Team						2 1 3		0					
Totals			26-72	4-22	13-20	16 20 36	12 13	69	6	6	7	2 7	-15

Shooting By Period
1 <sup>st</sup> FG% 12-36 33.3%
3PT% 1-12 8.3%
FT% 5-6 83.3%
2 <sup>nd</sup> FG% 14-36 38.9%
3PT% 3-10 30.0%
FT% 8-14 57.1%
GM FG% 26-72 36.1%
3PT% 4-22 18.2%
FT% 13-20 65.0%
Dead Ball Rebounds: 6, 0

JMU		ODU	
Biggest lead	24 (2 <sup>nd</sup> 17:26)	1 (1 <sup>st</sup> 18:21)	
Best Scoring Run	9 (1 <sup>st</sup> 10:49)	7 (1 <sup>st</sup> 9:28)	
Lead Changes	2		
Times Tied	0		
Time with Lead	36:31	00:14	

Points from	JMU	ODU
Turnovers	7	18
Paint	49	32
Second Chance	16	14
Fast Breaks	5	8
Bench	25	21

Period by Period Scoring			
	1st	2nd	TOT
JMU	50	34	84
ODU	30	38	68



Official Basketball Box Score - Final  
Temple at Old Dominion  
12/22/23 SingPi Arena at Stan Sheriff Center, Honolulu  
2023-24 Men's Basketball

Game Time: 2:30 PM  
Game Duration: 1:45  
Attendance: 5,077

Officials: Greg Nixon, Amy Bonner, Chris Beaver

Temple - 63

Record: 6-6

NO.	Name	Min	FG	3P	FT	Rebounds	Fouls	TP	AS	TO	ST	Blocks	+/
			M-A	M-A	M-A	OR DR TOT	PF FD					BS BA	
14	Steve Settle	F 28:02	2-4	2-4	0-0	0 3 3	0 2	6	1	1	1	1 0	-17
33	Sam Hofman	F 38:58	4-12	4-9	0-1	2 7 9	2 2	12	2	1	0	0 0	-15
2	Jahil White	G 27:01	2-4	0-1	0-0	2 1 3	2 1	4	1	2	1	0 0	-5
3	Hysier Miller	G 37:09	7-16	2-8	4-5	0 5 5	3 6	20	5	0	0	0 0	-15
34	Matteo Picarelli	G 22:01	2-10	1-7	0-0	0 1 1	1 1	5	0	0	1	0 0	-13
1	Zion Stanford	03:56	0-2	0-2	0-0	0 0 0	0 0	0	0	2	0	0 1	-1
4	Jordan Riley	20:28	2-7	0-2	1-2	0 3 3	2 3	5	1	0	0	1 0	-9
0	Quante Berry	04:05	0-0	0-0	0-0	0 1 1	0 0	0	0	1	0	0 0	-5
55	Shane Dezonie	18:20	3-7	3-5	2-2	2 1 3	1 1	11	1	1	0	0 1	5
Team						4 1 5		0					
Totals			22-62	12-38	7-10	10 23 33	11 16	63	11	9	3	2 2	-15

Shooting By Period
1 <sup>st</sup> FG% 11-30 36.7%
3PT% 7-19 36.8%
FT% 2-3 66.7%
2 <sup>nd</sup> FG% 11-32 34.4%
3PT% 5-19 26.3%
FT% 5-7 71.4%
GM FG% 22-62 35.5%
3PT% 12-38 31.6%
FT% 7-10 70.0%
Dead Ball Rebounds: 0, 2

Old Dominion - 78

Record: 4-7

NO.	Name	Min	FG	3P	FT	Rebounds	Fouls	TP	AS	TO	ST	Blocks	+/
			M-A	M-A	M-A	OR DR TOT	PF FD					BS BA	
11	Dani Pounds	F 10:48	2-2	0-0	0-0	0 1 1	4 0	4	0	1	0	0 0	1
15	R.J. Blakney	F 28:58	4-8	1-2	2-4	2 2 4	1 3	11	1	1	0	0 0	9
0	Vasean Alette	G 36:17	9-17	1-5	5-7	1 7 8	4 4	24	1	3	0	0 0	11
2	Chaunce Jenkins	G 31:23	6-12	3-5	2-4	2 5 7	2 2	17	5	1	2	1 0	22
10	Tyrone Williams	G 35:28	5-11	1-4	0-0	1 7 8	1 0	11	0	1	1	0 0	15
1	Jason Wade	29:12	2-3	0-0	0-0	2 6 8	3 1	4	3	2	0	1 0	14
55	Bryce Baker	15:34	1-5	0-0	0-0	1 0 1	0 0	3	1	0	0	0 1	6
3	Imo Essien	12:20	2-4	0-1	0-0	0 3 3	1 1	4	2	0	0	0 1	-3
Team						0 2 2		0					
Totals			31-62	7-22	9-15	9 33 42	16 11	78	13	9	3	2 2	15

Shooting By Period
1 <sup>st</sup> FG% 14-31 45.2%
3PT% 3-11 27.3%
FT% 3-6 50%
2 <sup>nd</sup> FG% 17-31 54.8%
3PT% 4-11 36.4%
FT% 6-9 66.7%
GM FG% 31-62 50.0%
3PT% 7-22 31.8%
FT% 9-15 60.0%
Dead Ball Rebounds: 3, 0

	Temple	ODU
Biggest lead	4 (1 <sup>st</sup> 18:17)	17 (2 <sup>nd</sup> 0:48)
Best Scoring Run	6 (2 <sup>nd</sup> 13:36)	9 (2 <sup>nd</sup> 0:48)
Lead Changes	5	
Times Tied	2	
Time with Lead	09:41	29:02

Points from	Temple	ODU
Turnovers	4	2
Paint	18	44
Second Chance	8	6
Fast Breaks	0	2
Bench	16	11

Period by Period Scoring			
	1st	2nd	TOT
Temple	31	32	63
ODU	34	44	78



Official Basketball Box Score - Final  
TCU at Old Dominion  
12/21/23 SingPi Arena at Stan Sheriff Center, Honolulu  
2023-24 Men's Basketball

Game Time: 12:00 PM  
Game Duration: 2:09  
Attendance: 4,927

Officials: Larry Spaulding, Bart Lennox, Will Howard

TCU - 111

Record: 9-1

NO.	Name	Min	FG	3P	FT	Rebounds	Fouls	TP	AS	TO	ST	Blocks	+/
			M-A	M-A	M-A	OR DR TOT	PF FD					BS BA	
2	Emanuel Miller	F 25:12	7-9	1-2	6-7	3 4 7	1 5	21	3	1	1	0 0	14
21	JaKobe Coles	F 24:58	4-10	0-3	1-1	3 7 10	3 1	9	2	4	1	0 0	17
8	Ernest Udeh Jr.	C 16:21	2-2	0-0	2-4	1 3 4	1 3	6	2	0	1	0 0	14
0	Micha Peavy	G 28:27	2-6	1-3	2-2	2 2 4	4 1	7	2	2	1	0 0	37
4	Jameer Nelson Jr.	G 25:52	3-10	1-4	11-13	0 2 2	2 5	18	6	1	3	1 3	22
12	Xavier Cork	11:14	1-2	0-0	1-2	2 2 4	1 2	3	2	1	0	0 0	-5
3	Avery Anderson III	09:46	4-5	0-0	1-0	0 0 0	5 1	9	1	2	4	0 0	3
5	Chuck O'Bannon	18:59	8-10	6-7	3-3	1 2 3	1 2	25	1	0	0	1 0	9
11	Trevan Tennyson	22:15	1-7	0-4	1-2	0 2 2	3 3	3	1	2	0	0 0	6
44	Essam Mostafa	11:25	4-4	0-0	2-3	2 2 4	1 3	10	1	0	1	0 0	15
30	Darius Ford	02:47	0-1	0-0	0-0	0 0 0	1 0	0	0	1	0	0 0	-2
33	Trey Stuart	01:22	0-0	0-0	0-0	0 0 0	0 0	0	0	0	0	0 0	-5
35	Cole Despie	01:22	0-0	0-0	0-0	0 0 0	0 0	0	0	0	0	0 0	-5
Team						2 2 4		0					
Totals			36-66	9-23	30-38	16 28 44	24 25	111	21	15	12	2 3	24

Technical Fouls: NONE

Old Dominion - 87

Record: 3-7















NO.	Name	Min	FG	3P	FT	Rebounds	Fouls	TP	AS	TO	ST	Blocks	+/
			M-A	M-A	M-A	OR DR TOT	PF FD					BS BA	
11	Dani Pounds	F 13:21	0-1	0-0	2-2	2 2 4	4 2	2	0	1	1	1 0	-12
15	R.J. Blakney	F 18:05	3-5	0-1	4-4	3 0 3	3 2	10	1	1	0	0 0	-7
0	Vasean Alette	G 32:05	8-13	4-5	5-8	1 4 5	4 9	25	3	5	4	0 0	-8
2	Chaunce Jenkins	G 25:20	2-9	0-3	2-4	0 1 1	4 3	6	1	5	1	1 1	-17
10	Tyrone Williams	G 33:20	6-11	1-3	2-5	1 2 3	1 3	15	0	0	3	0 0	-22
1	Jason Wade	17:40	1-1	0-0	4-4	1 3 4	3 2	6	1	1	1	0 0	-13
55	Bryce Baker	16:08	2-6	2-6	0-0	0 0 0	1 1	6	0	0	1	0 0	-20
13	Devin Ceaser	12:48	5-10	0-2	0-0	0 0 0	1 0	10	1	0	2	0 1	-12
3	Imo Essien	16:40	2-5	1-3	2-2	0 0 0	2 1	7	1	3	0	0 0	-14
21	Leeroy Odiah	08:59	0-0	0-0	0-0	0 1 1	2 0	0	0	0	0	0 0	1
30	Cooper Jones	02:47	0-1	0-1	0-0	0 0 0	0 0	0	0	0	0	0 0	2
35	Jaylen Jenkins	02:47	0-0	0-0	0-0	0 0 0	0 1	0	0	0	0	0 0	2
Team						1 0 1		0					
Totals			29-62	8-24	21-29	9 13 22	25 24	87	8	16	13	3 2	-24

Technical Fouls: NONE

	TCU	ODU							
Biggest lead	29 (2 <sup>nd</sup> 7:57)	0 (1 <sup>st</sup> 20:00)	Points from Turnovers	TCU	ODU	Period by Period Scoring			
Best Scoring Run	10 (1 <sup>st</sup> 10:16)	6 (2 <sup>nd</sup> 5:27)	Paint	21	18		1st	2nd	TOT
Lead Changes			Second Chance	50	38	TCU	47	64	111
Times Tied	1		Fast Breaks	23	15				
Time with Lead	39:00	00:00	Bench	23	26	ODU	41	46	87
				50	29				



# 2023-24 OLD DOMINION MEN'S BASKETBALL TV ID CHART

<b>0</b>		Vah-shawn ALL-ette Guard   6'3   Freshman Toronto, Ontario, Canada	23-24 <b>MIN</b> 30.1 <b>FG</b> .467 <b>PTS</b> 15.9 <b>3FG</b> .349 <b>FT</b> .600 <b>Season High:</b> PTS: 30 AST: 5 REB: 8 STL: 4 FGM: 13 BLK: 1 3FG: 3 FT: 2	<b>Last Game:</b> 10 pts, 8 reb, 2 ast, 2 stl <b>Notes:</b> • Twin brother Yamari also member of team • Season highs of 30 pts and 7 reb at W&M • Set season high 4 steals v. TCU - 8 reb v. Temple
<b>1</b>		Jason Wade Guard   6'4   Senior Richmond, Va. (Trinity Episcopal HS)	23-24 <b>MIN</b> 19.6 <b>FG</b> .333 <b>PTS</b> 2.0 <b>3FG</b> .000 <b>FT</b> .800 <b>Career High:</b> PTS: 23 AST: 5 REB: 10 STL: 6 FGM: 10 BLK: 2 3FG: 1 FT: 6	<b>Last Game:</b> 3 pts, 5 reb, 2 ast, 6 stl <b>Notes:</b> • Out 2020-22 seasons with ACL then Achilles injuries • Tied career high steals vs. UMass • Topped the rebounds with 8 v. Temple
<b>2</b>		CHAWN-cee Jenkins Guard   6'4   Junior Newport News, Va. (Wichita State)	23-24 <b>MIN</b> 31.4 <b>FG</b> .414 <b>PTS</b> 15.7 <b>3FG</b> .373 <b>FT</b> .722 <b>Career High:</b> PTS: 24 AST: 7 REB: 9 STL: 5 FGM: 10 BLK: 4 3FG: 3 FT: 7	<b>Last Game:</b> 15 pts <b>Notes:</b> • Scored 15 of his 21 points in the second half at Arkansas • Career highs 4 blocks vs. Radford
<b>3</b>		E-moe S-ee-in Guard   5'11   Junior Wylie, Texas (Bishop Lynch HS)	23-24 <b>MIN</b> 13.9 <b>FG</b> .395 <b>PTS</b> 3.6 <b>3FG</b> .231 <b>FT</b> 1.000 <b>Career High:</b> PTS: 13 AST: 5 REB: 8 STL: 2 FGM: 5 BLK: 0 3FG: 2 FT: 4	<b>Last Game:</b> 4 pts, 2 reb, 1 stl <b>Notes:</b> • Season high 8 pts vs. Drexel • 3 assists in season opener vs. Va. Wesleyan
<b>4</b>		Yah-Mar-e ALL-ette Guard   6'3   Freshman Toronto, Ontario, Canada	23-24 <b>MIN</b> <b>FG</b> <b>PTS</b> <b>3FG</b> <b>FT</b> <b>Career High:</b> PTS: AST: REB: STL: FGM: BLK: 3FG: FT:	<b>Last Game:</b> DNP <b>Notes:</b>
<b>10</b>		Tyrone Williams Guard   6'5   Senior Philadelphia, Pa. (Oregon)	23-24 <b>MIN</b> 29.8 <b>FG</b> .426 <b>PTS</b> 12.9 <b>3FG</b> .256 <b>FT</b> .538 <b>Season High:</b> PTS: 22 AST: 3 REB: 12 STL: 4 FGM: 8 BLK: 2 3FG: 2 FT: 4	<b>Last Game:</b> 22 pts, 5 reb <b>Notes:</b> • Transfer from Oregon • Season highs 22 pts vs. UMass • Third double-double on year at Northeastern
<b>11</b>		Dani (Danny) Pounds Forward   6'7   Freshman Atlanta, Ga.	23-24 <b>MIN</b> 17.8 <b>FG</b> .464 <b>PTS</b> 2.7 <b>REB</b> 4.0 <b>FT</b> 1.000 <b>Season High:</b> PTS: 6 AST: 4 REB: 7 STL: 2 FGM: 3 BLK: 2 3FG: 0 FT: 2	<b>Last Game:</b> 2 pts <b>Notes:</b> • First collegiate start - 6 pts v. Ball State; followed with 4 pts, 7 reb at #14 Arkansas • Season high 4 assists at W&M
<b>13</b>		Devin Ceaser Guard   6'0   Sophomore Waldorf, Md.	23-24 <b>MIN</b> 9.9 <b>FG</b> .464 <b>PTS</b> 6.3 <b>3FG</b> .300 <b>FT</b> .889 <b>Season High:</b> PTS: 18 AST: 2 REB: 4 STL: 1 FGM: 8 BLK: 0 3FG: 2 FT: 0	<b>Last Game:</b> 2 pts, 2 reb <b>Notes:</b> • Transfer from Buffalo • 18 pts in 15 minutes at #14 Arkansas • 13 pts in 18 min v. #18 JMU
<b>15</b>		R.J. Blake-knee Guard   6'6   Junior Baltimore, Md.	23-24 <b>MIN</b> 19.0 <b>FG</b> .536 <b>PTS</b> 6.7 <b>3FG</b> .350 <b>FT</b> .591 <b>Season High:</b> PTS: 14 AST: 1 REB: 5 STL: 0 FGM: 5 BLK: 1 3FG: 3 FT: 1	<b>Last Game:</b> 5 pts, 2 reb <b>Notes:</b> • Transfer from Dayton • 14 pts in 22 min going 5-of-6 fg/3-of-4 3's at #14 Ark.
<b>21</b>		Lee-Roy O-d-ah-hee Center   6'11   Junior Tralee, Ireland	23-24 <b>MIN</b> 9.4 <b>FG</b> .500 <b>PTS</b> 1.1 <b>REB</b> 2.0 <b>FT</b> .000 <b>Season High:</b> PTS: 2 AST: 1 REB: 4 STL: 0 FGM: 1 BLK: 2 3FG: 0 FT: 0	<b>Last Game:</b> 1 ast <b>Notes:</b> • Transfer from Indian Hills CC • 2 pts, 4 reb, 2 blk in ODU debut
<b>30</b>		Cooper Jones Guard   6'1   Sophomore Williamsburg, Va. (Walsingham Acad.)	23-24 <b>MIN</b> 2.0 <b>FG</b> .000 <b>PTS</b> 0.0 <b>3FG</b> .000 <b>FT</b> .000 <b>Career High:</b> PTS: - AST: - REB: 1 STL: - FGM: - BLK: - 3FG: - FT: -	<b>Last Game:</b> 0 pts <b>Notes:</b> • Seen action against UMES and East Carolina • Had one rebound in 2022-23 opener vs UMES
<b>34</b>		Sam Hood Forward   6'9   Junior Raleigh, N.C.	23-24 <b>MIN</b> <b>FG</b> <b>PTS</b> <b>3FG</b> <b>FT</b> <b>Career High:</b> PTS: AST: REB: STL: FGM: BLK: 3FG: FT:	<b>Last Game:</b> injured - out 23-24 <b>Notes:</b> • Transfer from Brunswick CC
<b>35</b>		Jaylen Jenkins Guard   5'9   Freshman Hampton, Va. (Hampton HS)	23-24 <b>MIN</b> 2.2 <b>FG</b> .000 <b>PTS</b> .000 <b>3FG</b> .000 <b>FT</b> .000 <b>Career High:</b> PTS: AST: 1 REB: STL: FGM: BLK: 3FG: FT:	<b>Last Game:</b> 1 ast <b>Notes:</b> • From Hampton HS
<b>55</b>		Bryce Baker Guard   6'5   Sophomore Mooresville, N.C. (Donda Academy)	23-24 <b>MIN</b> 20.7 <b>FG</b> .373 <b>PTS</b> 5.4 <b>3FG</b> .362 <b>FT</b> .667 <b>Career High:</b> PTS: 12 AST: 2 REB: 7 STL: 3 FGM: 2 BLK: 1 3FG: 4 FT: 4	<b>Last Game:</b> 2 pts, 1 stl, 1 ast <b>Notes:</b> • Matched career highs in pts, FTM, assists v. VWU • 6 pts on 2 3's at #14 Arkansas



**Jeff Jones**  
Head Coach  
11th Season at ODU



**Chris Kovensky**  
Assistant Coach  
7th Season



**Jamal Robinson**  
Assistant Coach  
2nd Season



**Jordan Brooks**  
Assistant Coach  
2nd Season



**Kieran Donohue**  
Special Asst't to HC  
11th Season



**Drew Lakey**  
Assistant Coach  
2nd Season



# 2023-24 Old Dominion Men's Basketball Combined Team Statistics All games

Page 1/1  
as of Dec 27, 2023

## Game Records

Record	Overall	Home	Away	Neutral
ALL GAMES	4-8	3-2	0-4	1-2
CONFERENCE	0-0	0-0	0-0	0-0
NON-CONFERENCE	4-8	3-2	0-4	1-2

## Score by Periods

Team	1st	2nd	OT	TOT
Old Dominion	396	445	14	855
Opponents	440	484	7	931

## Team Box Score

No.	Player				Total		3-Point		F-Throw		Rebounds													
		GP-GS	MIN	AVG	FG-FGA	FG%	3FG-3FGA	3FG%	FT-FTA	FT%	OFF	DEF	TOT	AVG	PF	DQ	A	TO	BLK	STL	PTS	AVG		
0	ALLETTE, Vasean	12-12	361:19	30.1	76-156	.487	15-43	.349	24-40	.600	10	54	64	5.3	22	0	27	29	0	21	191	15.9		
2	JENKINS, Chaunce	12-12	376:57	31.4	65-157	.414	19-51	.373	39-54	.722	9	36	45	3.8	30	0	32	31	11	10	188	15.7		
10	WILLIAMS, Tyrone	11-9	327:27	29.8	55-129	.426	11-43	.256	21-39	.538	17	52	69	6.3	18	0	10	11	2	17	142	12.9		
15	BLAKNEY, R.J.	12-4	230:47	19.2	30-56	.536	7-20	.350	13-22	.591	14	24	38	3.2	23	0	4	13	5	5	80	6.7		
13	CEASER, Devin	10-0	98:50	9.9	26-56	.464	3-10	.300	8-9	.889	3	10	13	1.3	12	0	6	4	0	5	63	6.3		
55	BAKER, Bryce	12-3	248:20	20.7	22-59	.373	17-47	.362	4-6	.667	10	12	22	1.8	10	0	11	6	0	7	65	5.4		
3	ESSIEN, Imo	12-0	166:18	13.9	15-38	.395	3-13	.231	10-10	1.000	0	10	10	0.8	15	0	11	11	0	5	43	3.6		
23	WILLIAMS, Dericko	6-1	86:07	14.4	7-21	.333	0-0	.000	5-9	.556	9	12	21	3.5	15	1	0	2	4	0	19	3.2		
11	POUNDS, Dani	12-11	213:44	17.8	13-28	.464	0-1	.000	6-6	1.000	17	31	48	4.0	34	1	8	11	5	5	32	2.7		
1	WADE, Jason	12-8	234:57	19.6	8-24	.333	0-6	.000	8-10	.800	11	25	36	3.0	34	0	14	11	5	17	24	2.0		
21	ODIAHI, Leeroy	7-0	65:41	9.4	4-8	.500	0-0	.000	0-0	.000	8	6	14	2.0	12	0	1	3	4	0	8	1.1		
30	JONES, Cooper	4-0	07:56	2.0	0-1	.000	0-1	.000	0-0	.000	0	0	0	0.0	1	0	0	0	0	0	0	0.0		
35	JENKINS, Jaylen	3-0	06:36	2.2	0-0	.000	0-0	.000	0-0	.000	0	0	0	0.0	0	0	1	0	0	0	0	0.0		
Team											14	14	28					5						
Total		12	2425		321-733	.438	75-235	.319	138-205	.673	122	286	408	34.0	226	2	125	137	36	92	855	71.3		
Opponents		12	2425		308-684	.450	107-298	.359	208-290	.717	126	319	445	37.1	189	2	169	150	47	71	931	77.6		

## Team Statistics

	ODU	OPP
<b>Scoring</b>	<b>855</b>	<b>931</b>
Points per game	71.3	77.6
Scoring margin	-6.3	-
<b>Field goals-att</b>	<b>321-733</b>	<b>308-684</b>
Field goal pct	.438	.450
<b>3 point fg-att</b>	<b>75-235</b>	<b>107-298</b>
3-point FG pct	.319	.359
3-pt FG made per game	6.3	8.9
<b>Free throws-att</b>	<b>138-205</b>	<b>208-290</b>
Free throw pct	.673	.717
F-Throws made per game	11.5	17.3
<b>Rebounds</b>	<b>408</b>	<b>445</b>
Rebounds per game	34.0	37.1
Rebounding margin	-3.1	-
<b>Assists</b>	<b>125</b>	<b>169</b>
Assists per game	10.4	14.1
<b>Turnovers</b>	<b>137</b>	<b>150</b>
Turnovers per game	11.4	12.5
Turnover margin	+1.1	-
Assist/turnover ratio	0.9	1.1
<b>Steals</b>	<b>92</b>	<b>71</b>
Steals per game	7.7	5.9
<b>Blocks</b>	<b>36</b>	<b>47</b>
Blocks per game	3.0	3.9
<b>Winning streak</b>	<b>0</b>	<b>-</b>
Home win streak	0	-
<b>Attendance</b>	<b>28056</b>	<b>26655</b>
Home games-Avg/Game	5-5611	4-6664
Neutral site-Avg/Game	-	3-4782

## Team Results

Date	Opponent		Score	Att.
11/06/2023	Va. Wesleyan	W	71-57	5371
11/11/2023	at Ball St.	L	68-73	3218
11/13/2023	at Arkansas	L	77-86	19200
11/22/2023	Princeton	L	56-76	4651
11/26/2023	Drexel	Wot	68-61	4238
11/29/2023	Radford	W	69-68	5292
12/02/2023	at Northeastern	L	68-81	1033
12/06/2023	at William & Mary	L	79-84	3204
12/09/2023	James Madison	L	69-84	8504
12/21/2023	vs TCU	L	87-111	4927
12/22/2023	vs Temple	W	78-63	5077
12/24/2023	vs Massachusetts	L	65-87	4342





2023-24 Old Dominion Men's Basketball  
Team Game-by-Game  
All games

Page 1/1  
as of Dec 27, 2023

				Total		3-Pointers		Free throws		Rebounds											
Opponent	Date	Score		FG-FGA	PCT	3FG-3FGA	PCT	FT-FTA	PCT	OFF	DEF	TOT	AVG	PF	A	TO	BLK	STL	PTS	AVG	
Va. Wesleyan	11/06/2023	71-57	W	25-57	.439	4-12	.333	17-25	.680	13	36	49	49.0	16	13	16	5	7	71	71.0	
at Ball St.	11/11/2023	68-73	L	29-57	.509	4-14	.286	6-11	.545	8	26	34	41.5	20	3	15	2	9	68	69.5	
at Arkansas	11/13/2023	77-86	L	31-71	.437	11-24	.458	4-5	.800	12	27	39	40.7	22	14	10	1	3	77	72.0	
Princeton	11/22/2023	56-76	L	20-55	.364	9-18	.500	7-11	.636	10	23	33	38.8	14	10	11	3	7	56	68.0	
Drexel	11/26/2023	68-61	Wot	25-64	.391	3-14	.214	15-19	.789	10	25	35	38.0	22	14	9	4	13	68	68.0	
Radford	11/29/2023	69-68	W	23-60	.383	6-21	.286	17-20	.850	13	23	36	37.7	12	14	8	6	7	69	68.2	
at Northeastern	12/02/2023	68-81	L	29-60	.483	6-21	.286	4-9	.444	6	21	27	36.1	31	10	13	2	6	68	68.1	
at William & Mary	12/06/2023	79-84	L	30-59	.508	11-27	.407	8-13	.615	8	18	26	34.9	19	13	9	2	6	79	69.5	
James Madison	12/09/2023	69-84	L	26-72	.361	4-22	.182	13-20	.650	16	20	36	35.0	12	6	6	2	7	69	69.4	
vs TCU	12/21/2023	87-111	L	29-62	.468	8-24	.333	21-29	.724	9	13	22	33.7	25	8	16	3	13	87	71.2	
vs Temple	12/22/2023	78-63	W	31-62	.500	7-22	.318	9-15	.600	9	33	42	34.5	16	13	9	2	3	78	71.8	
vs Massachusetts	12/24/2023	65-87	L	23-54	.426	2-16	.125	17-28	.607	8	21	29	34.0	17	7	15	4	11	65	71.3	
Total		855		321-733	.438	75-235	.319	138-205	.673	122	286	408	34.0	226	125	137	36	92	855	71.3	
Opponents		931		308-684	.450	107-298	.359	208-290	.717	126	319	445	37.1	189	169	150	47	71	931	77.6	

Old Dominion Averages

Games Played	Points/game	FG Pct	3FG Pct	FT Pct	Rebounds/game	Assists/game	Turnovers/game	Assist/Turnover ratio	Steals/game	Blocks/game
12	71.3	43.8	31.9	67.3	34.0	10.4	11.4	0.9	7.7	3.0



2023-24 Old Dominion Men's Basketball  
Points-rebounds-assists  
All games

Opponent	Date	Score	0 ALLETTE,VA	1 WADE,JASON	2 JENKINS,CH	3 ESSIEN,IMO	10 WILLIAMS,T	11 POUNDS,DAN	13 CEASER,DEV	15 BLAKNEY,R	21 ODIAHI,LEE	23 WILLIAMS,D	30 JONES,COOP
Va. Wesleyan	11/06/2023	71-57	W	4-6-2	2-2-2	16-3-1	4-0-3	15-6-1	2-5-0	4-4-2	6-4-0	2-4-0	4-8-0
at Ball St.	11/11/2023	68-73	L	15-3-2	4-2-0	20-6-0	0-0-0	11-10-0	6-2-0	2-1-0	6-5-0	2-3-0	DNP
at Arkansas	11/13/2023	77-86	L	4-4-5	0-2-0	21-7-3	0-0-0	8-4-1	4-7-0	18-3-1	14-4-1	2-4-0	DNP
Princeton	11/22/2023	56-76	L	15-4-2	0-1-1	12-7-4	5-2-1	DNP	2-6-0	6-1-2	5-2-0	DNP	0-0-0
Drexel	11/26/2023	68-61	Wot	15-5-1	0-3-3	18-2-4	8-2-1	21-12-2	4-7-2	2-0-0	0-0-1	0-0-0	0-0-0
Radford	11/29/2023	69-68	W	14-6-2	0-3-1	20-4-5	0-0-1	7-3-3	2-3-0	2-0-0	9-2-0	DNP	9-7-0
at Northeastern	12/02/2023	68-81	L	21-2-3	0-2-1	12-1-2	6-1-0	11-10-2	0-3-2	4-0-0	4-3-0	2-0-0	2-0-0
at William & Mary	12/06/2023	79-84	L	30-7-3	1-0-0	12-3-4	3-0-1	10-2-1	2-5-4	DNP	8-6-0	DNP	4-1-0
James Madison	12/09/2023	69-84	L	14-6-1	4-4-0	19-3-3	2-0-1	11-6-0	2-5-0	13-2-0	2-3-0	DNP	DNP
vs TCU	12/21/2023	87-111	L	25-5-3	6-4-1	6-1-1	7-0-1	15-3-0	2-4-0	10-0-1	10-3-1	0-1-0	DNP
vs Temple	12/22/2023	78-63	W	24-8-1	4-8-3	17-7-5	4-3-2	11-8-0	4-1-0	DNP	11-4-1	DNP	DNP
vs Massachusetts	12/24/2023	65-87	L	10-8-2	3-5-2	15-1-0	4-2-0	22-5-0	2-0-0	2-2-0	5-2-0	0-2-1	DNP
Opponent	Date	Score	35 JENKINS,JA	55 BAKER,BRYC									
Va. Wesleyan	11/06/2023	71-57	W	0-0-0	12-4-2								
at Ball St.	11/11/2023	68-73	L	DNP	2-2-1								
at Arkansas	11/13/2023	77-86	L	DNP	6-1-3								
Princeton	11/22/2023	56-76	L	DNP	11-3-0								
Drexel	11/26/2023	68-61	Wot	DNP	0-1-0								
Radford	11/29/2023	69-68	W	DNP	6-3-2								
at Northeastern	12/02/2023	68-81	L	DNP	6-1-0								
at William & Mary	12/06/2023	79-84	L	DNP	9-2-0								
James Madison	12/09/2023	69-84	L	DNP	2-4-1								
vs TCU	12/21/2023	87-111	L	0-0-0	6-0-0								
vs Temple	12/22/2023	78-63	W	DNP	3-1-1								
vs Massachusetts	12/24/2023	65-87	L	0-0-1	2-0-1								



2023-24 Old Dominion Men's Basketball  
Category Leaders  
All games

Page 1/3  
as of Dec 27, 2023

### Points

##	Player	G	Pts	Pts/G
0	Allette, Vasean	12	191	15.9
2	Jenkins, Chaunce	12	188	15.7
10	Williams, Tyrone	11	142	12.9
15	Blakney, R.J.	12	80	6.7
55	Baker, Bryce	12	65	5.4
13	Ceaser, Devin	10	63	6.3
3	Essien, Imo	12	43	3.6
11	Pounds, Dani	12	32	2.7
1	Wade, Jason	12	24	2.0
23	Williams, Dericko	6	19	3.2
21	Odiahi, Leeroy	7	8	1.1

### Scoring Average

##	Player	G	Pts	Pts/G
0	Allette, Vasean	12	191	15.9
2	Jenkins, Chaunce	12	188	15.7
10	Williams, Tyrone	11	142	12.9
15	Blakney, R.J.	12	80	6.7
13	Ceaser, Devin	10	63	6.3
55	Baker, Bryce	12	65	5.4
3	Essien, Imo	12	43	3.6
23	Williams, Dericko	6	19	3.2
11	Pounds, Dani	12	32	2.7
1	Wade, Jason	12	24	2.0
21	Odiahi, Leeroy	7	8	1.1

### Field Goal Percentage

##	Player	FG	Att	Pct
15	Blakney, R.J.	30	56	.536
21	Odiahi, Leeroy	4	8	.500
0	Allette, Vasean	76	156	.487
13	Ceaser, Devin	26	56	.464
11	Pounds, Dani	13	28	.464
10	Williams, Tyrone	55	129	.426
2	Jenkins, Chaunce	65	157	.414
3	Essien, Imo	15	38	.395
55	Baker, Bryce	22	59	.373
23	Williams, Dericko	7	21	.333
1	Wade, Jason	8	24	.333

### Field Goal Attempts

##	Player	G	Att	Att/G
2	Jenkins, Chaunce	12	157	13.1
0	Allette, Vasean	12	156	13.0
10	Williams, Tyrone	11	129	11.7
55	Baker, Bryce	12	59	4.9
15	Blakney, R.J.	12	56	4.7

### Field Goals Made

##	Player	G	Made	Made/G
0	Allette, Vasean	12	76	6.3
2	Jenkins, Chaunce	12	65	5.4
10	Williams, Tyrone	11	55	5.0
15	Blakney, R.J.	12	30	2.5
13	Ceaser, Devin	10	26	2.6

### 3-Point FG Percentage

##	Player	3FG	Att	Pct
2	Jenkins, Chaunce	19	51	.373
55	Baker, Bryce	17	47	.362
15	Blakney, R.J.	7	20	.350
0	Allette, Vasean	15	43	.349
13	Ceaser, Devin	3	10	.300
10	Williams, Tyrone	11	43	.256
3	Essien, Imo	3	13	.231

### 3-Point FG Attempts

##	Player	G	Att	Att/G
2	Jenkins, Chaunce	12	51	4.3
55	Baker, Bryce	12	47	3.9
0	Allette, Vasean	12	43	3.6
10	Williams, Tyrone	11	43	3.9
15	Blakney, R.J.	12	20	1.7

### 3-Point FG Made

##	Player	G	Made	Made/G
2	Jenkins, Chaunce	12	19	1.6
55	Baker, Bryce	12	17	1.4
0	Allette, Vasean	12	15	1.3
10	Williams, Tyrone	11	11	1.0
15	Blakney, R.J.	12	7	0.6



2023-24 Old Dominion Men's Basketball  
Category Leaders  
All games

Page 2/3  
as of Dec 27, 2023

### Free Throw Percentage

##	Player	Made	Att	Pct
3	Essien, Imo	10	10	1.000
11	Pounds, Dani	6	6	1.000
13	Ceaser, Devin	8	9	.889
1	Wade, Jason	8	10	.800
2	Jenkins, Chaunce	39	54	.722
55	Baker, Bryce	4	6	.667
0	Allette, Vasean	24	40	.600
15	Blakney, R.J.	13	22	.591
23	Williams, Dericko	5	9	.556
10	Williams, Tyrone	21	39	.538

### Free Throw Attempts

##	Player	G	Att	Att/G
2	Jenkins, Chaunce	12	54	4.5
0	Allette, Vasean	12	40	3.3
10	Williams, Tyrone	11	39	3.5
15	Blakney, R.J.	12	22	1.8
3	Essien, Imo	12	10	0.8

### Free Throws Made

##	Player	G	Made	Made/G
2	Jenkins, Chaunce	12	39	3.3
0	Allette, Vasean	12	24	2.0
10	Williams, Tyrone	11	21	1.9
15	Blakney, R.J.	12	13	1.1
3	Essien, Imo	12	10	0.8

### Rebounds

##	Player	G	Reb	Reb/G
10	Williams, Tyrone	11	69	6.3
0	Allette, Vasean	12	64	5.3
11	Pounds, Dani	12	48	4.0
2	Jenkins, Chaunce	12	45	3.8
15	Blakney, R.J.	12	38	3.2

### Assists

##	Player	G	Ast	Ast/G
2	Jenkins, Chaunce	12	32	2.7
0	Allette, Vasean	12	27	2.3
1	Wade, Jason	12	14	1.2
55	Baker, Bryce	12	11	0.9
3	Essien, Imo	12	11	0.9

### Rebounds Average

##	Player	G	Reb	Reb/G
10	Williams, Tyrone	11	69	6.3
0	Allette, Vasean	12	64	5.3
11	Pounds, Dani	12	48	4.0
2	Jenkins, Chaunce	12	45	3.8
23	Williams, Dericko	6	21	3.5

### Steals

##	Player	G	Stl	Stl/G
0	Allette, Vasean	12	21	1.8
10	Williams, Tyrone	11	17	1.5
1	Wade, Jason	12	17	1.4
2	Jenkins, Chaunce	12	10	0.8
55	Baker, Bryce	12	7	0.6

### Offensive Rebounds

##	Player	G	OReb	OReb/G
10	Williams, Tyrone	11	17	1.5
11	Pounds, Dani	12	17	1.4
15	Blakney, R.J.	12	14	1.2
1	Wade, Jason	12	11	0.9
0	Allette, Vasean	12	10	0.8

### Blocked Shots

##	Player	G	Blk	Blk/G
2	Jenkins, Chaunce	12	11	0.9
15	Blakney, R.J.	12	5	0.4
11	Pounds, Dani	12	5	0.4
1	Wade, Jason	12	5	0.4
23	Williams, Dericko	6	4	0.7

### Defensive Rebounds

##	Player	G	DReb	DReb/G
0	Allette, Vasean	12	54	4.5
10	Williams, Tyrone	11	52	4.7
2	Jenkins, Chaunce	12	36	3.0
11	Pounds, Dani	12	31	2.6
1	Wade, Jason	12	25	2.1

### Minutes

##	Player	G	Min	Min/G
2	Jenkins, Chaunce	12	377	31:25
0	Allette, Vasean	12	361	30:07
10	Williams, Tyrone	11	327	29:46
55	Baker, Bryce	12	248	20:42
1	Wade, Jason	12	235	19:35



2023-24 Old Dominion Men's Basketball  
Category Leaders  
All games

Page 3/3  
as of Dec 27, 2023

**Fouls**

##	Player	G	PF	PF/G
11	Pounds, Dani	12	34	2.8
1	Wade, Jason	12	34	2.8
2	Jenkins, Chaunce	12	30	2.5
15	Blakney, R.J.	12	23	1.9
0	Allette, Vasean	12	22	1.8

**Turnovers**

##	Player	G	TO	TO/G
2	Jenkins, Chaunce	12	31	2.6
0	Allette, Vasean	12	29	2.4
15	Blakney, R.J.	12	13	1.1
10	Williams, Tyrone	11	11	1.0
3	Essien, Imo	12	11	0.9

**Foul Outs**

##	Player	G	FO
23	Williams, Dericko	6	1
11	Pounds, Dani	12	1



2023-24 Old Dominion Men's Basketball  
Opponents Game-by-Game  
All games

Page 1/1  
as of Dec 27, 2023

				Total		3-Pointers		Free throws		Rebounds											
Opponent	Date	Score		FG-FGA	PCT	3FG-3FGA	PCT	FT-FTA	PCT	OFF	DEF	TOT	AVG	PF	A	TO	BLK	STL	PTS	AVG	
Va. Wesleyan	11/06/2023	71-57	W	21-61	.344	7-25	.280	8-16	.500	9	24	33	33.0	18	13	14	7	8	57	57.0	
at Ball St.	11/11/2023	68-73	L	21-53	.396	10-31	.323	21-30	.700	11	22	33	33.0	11	6	14	2	5	73	65.0	
at Arkansas	11/13/2023	77-86	L	30-59	.508	8-19	.421	18-29	.621	8	27	35	33.7	12	15	4	6	3	86	72.0	
Princeton	11/22/2023	56-76	L	26-55	.473	13-33	.394	11-14	.786	8	29	37	34.5	13	17	9	0	7	76	73.0	
Drexel	11/26/2023	68-61	Wot	18-54	.333	3-21	.143	22-30	.733	15	33	48	37.2	18	8	18	7	5	61	70.6	
Radford	11/29/2023	69-68	W	24-60	.400	11-24	.458	9-12	.750	14	25	39	37.5	18	16	15	7	4	68	70.2	
at Northeastern	12/02/2023	68-81	L	18-43	.419	5-15	.333	40-51	.784	8	26	34	37.0	17	8	13	5	6	81	71.7	
at William & Mary	12/06/2023	79-84	L	25-47	.532	15-31	.484	19-27	.704	6	22	28	35.9	14	16	11	0	5	84	73.3	
James Madison	12/09/2023	69-84	L	34-63	.540	9-24	.375	7-11	.636	11	31	42	36.6	13	19	14	7	5	84	74.4	
vs TCU	12/21/2023	87-111	L	36-66	.545	9-23	.391	30-38	.789	16	28	44	37.3	24	21	15	2	12	111	78.1	
vs Temple	12/22/2023	78-63	W	22-62	.355	12-38	.316	7-10	.700	10	23	33	36.9	11	11	9	2	3	63	76.7	
vs Massachusetts	12/24/2023	65-87	L	33-61	.541	5-14	.357	16-22	.727	10	29	39	37.1	20	19	14	2	8	87	77.6	
Total		931		308-684	.450	107-298	.359	208-290	.717	126	319	445	37.1	189	169	150	47	71	931	77.6	
Old Dominion		855		321-733	.438	75-235	.319	138-205	.673	122	286	408	34.0	226	125	137	36	92	855	71.3	

Opponents Averages

Games Played	Points/game	FG Pct	3FG Pct	FT Pct	Rebounds/game	Assists/game	Turnovers/game	Assist/Turnover ratio	Steals/game	Blocks/game
12	77.6	45.0	35.9	71.7	37.1	14.1	12.5	1.1	5.9	3.9