



# OLD DOMINION

## 2021-22 WOMEN'S BASKETBALL

3 NATIONAL CHAMPIONSHIPS /// 1,100+ PROGRAM WINS /// 25 NCAA APPEARANCES

### 2021-22 SCHEDULE/RESULTS

N9	vs. SOUTH CAROLINA ST.	W, 80-52
N14	vs. AUBURN	W, 57-44
N18	vs. GEORGE WASHINGTON	L, 47-45
N21	at VCU	L, 71-48
N26	Saint Joseph's !	W, 67-50
N27	Texas Tech !	W, 59-45
N28	Stetson !	W, 61-51
D5	at William & Mary	W, 68-55
D8	vs. BOWIE STATE	W, 70-29
D12	vs. NORFOLK STATE	W, 76-47
D18	at Appalachian State	W, 85-49
D22	at Temple	W, 71-68
J13	at UTSA *	W, 57-46
J15	at UTEP *	L, 53-48
J17	vs. FLORIDA ATLANTIC *	W, 61-48
J20	vs. RICE *	W, 69-59
J22	vs. NORTH TEXAS *	W, 67-57
J26	vs. CHARLOTTE *	L, 64-61
J29	at Charlotte *	W, 54-45
F3	at Marshall *	W, 62-47
F5	at WKU *	L, 71-57
F7	vs. FIU *	W, 73-61
F10	vs. MIDDLE TENNESSEE *	W, 58-56
F13	at UAB *	W, 81-75
F17	vs. MARSHALL *	L, 64-48
F19	vs. WKU *	W, 75-55
F24	at Florida Atlantic *	6 p.m.
F26	at FIU *	12 p.m.
M2	vs. LA Tech *	6:30 p.m.
M5	at Middle Tennessee *	3 p.m.
M8-12	C-USA Tournament (Frisco, Texas)	

All times Eastern & subject to change

Home games in ALL CAPS

! - Van Chancellor Classic (Katy, Texas)

\* - Denotes C-USA Contest

### ODU Athletic Communications

Women's Basketball Contact: Matt Wurzbarger

Email: mwurzbur@odu.edu

Phone: 540-392-2711 (C) | 757-683-3395 (O)

## ODUSPORTS.COM



@ODUSports  
@ODU\_WBB  
@DelishaMJones



@odusports  
@oduwbasketball  
@delishamiltonjones



@ODUSports  
@ODUWBB

OLD DOMINION (20-6, 10-4 C-USA) vs. FLORIDA ATLANTIC (5-20, 1-13 C-USA)

GAME 27 // FEB. 24 // 6 PM ET // FAU ARENA (BOCA RATON, FLA.)



### OLD DOMINION MONARCHS

Head Coach: DeLisha Milton-Jones

Record at ODU: 33-17 (2nd season)

Career Record: 65-49 (4th season)

2020-21 Record: 13-11 (7-9 C-USA)

Last Game: W, 75-55 vs. WKU

Ranking: N/A

VS.



### FLORIDA ATLANTIC OWLS

Head Coach: Jennifer Sullivan

Record at FAU: 5-20 (1st season)

Career Record: 5-20 (1st season)

2020-21 Record: 11-11 (8-8 C-USA)

Last Game: L, 72-49 vs. Middle Tennessee

Ranking: N/A

### SERIES HISTORY

All-Time: ODU leads, 13-0

Last Meeting: W, 61-48 (1/17/22) at ODU

First Meeting: W, 80-44 (1/18/14) at ODU

Streak: W13

### BROADCAST INFORMATION

Stream: CUSA.tv

Radio: Money Talk 1310 AM

100.9 FM and 97.3 HD2

PXP: Matthew Hatfield

### THE STARTING FIVE

- On Feb. 14, head coach DeLisha Milton-Jones was announced as a member of the Women's Basketball Hall of Fame Class of 2022. Milton-Jones boasts an accolade-filled career in the game. She received the Wade Trophy in 1997 as the best player in college basketball and won two Olympic gold medals and two WNBA titles. She is the seventh individual with ODU ties to reach the hall and is just the 13th active DI head coach in the WBHOF.

- The Monarchs celebrated Senior Day with a 75-55 win over WKU on Saturday. Aziah Hudson netted a season-high 22 points in the win, going 8-of-9 from the field and 4-of-5 from 3-point range. Iggy Allen posted a 16-point, 14-rebound double-double as well. ODU grabbed 21 offensive boards and outrebounded the Lady Toppers 51-39.

- The Monarchs are one of the tightest defensive units in the country this year. ODU entered Wednesday ranked 14th nationally and first in C-USA in scoring defense (54.2). The Monarchs are 43rd in field goal percentage defense (.365) and 54th in 3-point field goal percentage defense (.278). ODU is turning teams over 20.92 times per game (16th in DI, 1st in C-USA) while averaging the 21st-most steals per game (10.8) in the country. Additionally, ODU is second in the conference and 38th in DI with 4.5 blocks per game.

- Old Dominion enters the weekend third in the C-USA East Division, one game behind second place Middle Tennessee and two behind leader Charlotte. The Monarchs remain in contention for the divisional title and control their own destiny in the hunt for a top-two finish a double-bye into the C-USA Quarterfinals.

- On Feb. 19, 2021 the Monarchs sat at 6-9 overall and 3-8 in Conference USA before ending the season with seven wins in their last nine games. The Monarchs are a combined 27-8 (.771) since that Feb. 19 loss to UAB. Those are the most wins by a C-USA team over that span, and no team in C-USA can match ODU's win percentage since Feb. 19.

### PREVIOUS GAME STARTERS

#	Name	PPG	RPG	APG	MPG
#1	Mariah Adams	5.7	2.8	4.2	31.4
	Sr.   G   6-0				
#2	Iggy Allen	14.5	7.8	1.5	30.6
	Gr.   G   5-11				
#4	Aziah Hudson	4.7	0.8	0.5	16.7
	Sr.   G   5-6				
#14	Ajah Wayne	13.3	5.8	1.7	29.7
	Sr.   G/F   5-10				
#23	Amari Young	9.0	5.7	0.8	26.8
	Sr.   F   5-11				

## QUICK FACTS

### General Information

Location: Norfolk, Va. (23529)  
 Nickname: Monarchs  
 Founded: 1930 (as the Norfolk Division of The College of William & Mary)  
 Enrollement: 24,824  
 School Colors: Slate Blue (PMS 540)  
                   Silver (PMS 877)  
                   Light Blue (PMS 283)  
 Home Court: Chartway Arena (8,472)  
 Conference: Conference USA  
 President: Dr. Brian O. Hemphill (Saint Augustine's)  
 Athletic Director: Dr. Camden Wood Selig (Washington & Lee)  
 A.D. Office Phone: 757-683-3369  
 Sr. Woman Administrator: Carolyn Crutchfield  
 Faculty Representative: Stacie Raymer  
 Athletic Department Phone: 757-683-3375  
 Official Website: ODUSports.com  
 Ticket Office Phone: 757-683-4444  
 Ticket Office Website: ynotix.com

### Program History

First Year: 1969-70  
 All-Time: 1,117-476 (.701)  
 NCAA Appearances: 25 (Last, 2008)  
 NCAA Record: 34-24  
 WNIT Appearances: 8 (Last, 2019)  
 WNIT Record: 7-8

### 2021-22 Coaching & Support Staff

Head Coach: DeLisha Milton-Jones  
 Record at ODU: 33-17  
 Overall Record: 65-49  
 Assistant Coach: Shammond Williams  
 Assistant Coach & Co-Recruiting Coordinator: Danielle Bell  
 Assistant Coach & Co-Recruiting Coordinator: Roland Jones Jr.  
 Director of Basketball Operations: Corey Green  
 Video Coordinator: Kyle Weakland  
 Athletic Trainer: Andilynn Beadles  
 Strength Coach: Ryan Hardie  
 Academic Advisor: Kristin Eden  
 Sport Administrator: Carolyn Crutchfield  
 Student Manager: Marcus Gear  
 Office Phone Number: 757-683-3401

### 2020-21 Season In Review

Overall Record: 13-11  
 C-USA Record: 7-9  
 Postseason: N/A  
 C-USA Tournament: Semifinals  
 Letterwinners Returning/Lost: 5/5  
 Starters Returning/Lost: 4/1  
 Newcomers: 10 (5 freshman)

### Radio Information

Radio Station: 94.1 WVSP-FM / 1310 WGH-AM  
 PBP: Matthew Hatfield  
 Analyst: Susan Montgomery (at home)

## ROSTER BREAKDOWN

### NUMERICAL

No.	NAME	POS.	CL.	HT.	HOMETOWN (HS/PREV. SCHOOL)
0	Joy Campbell	G	So.	5-6	Fontana, Calif. / Etiwanda / UC Riverside
1	Mariah Adams	G	Sr.	6-0	Little Rock, Ark. / eStem
2	Iggy Allen	G	Gr.	5-11	Pompano Beach, Fla. / Dillard / FAU
3	Taleah Washington	G	Jr.	5-7	District Heights, Md. / Forestville / Syracuse
4	Aziah Hudson	G	Sr.	5-6	Baldwin, N.Y. / Baldwin
5	Ashanti Barnes-Williams	F	Fr.	6-1	Norfolk, Va. / Lake Taylor
11	Kaye Clark	G	Jr.	5-7	Milwaukee, Wisc. / Rufus King/ Trinity Valley CC
12	Brianna Jackson	F	Jr.	6-3	Virginia Beach, Va. / Princess Anne
14	Ajah Wayne	G/F	Sr.	5-10	Birmingham, Ala. / Ramsay
20	Maggie Robinson	F	Gr.	6-0	Mobile, Ala. / W.P. Davidson / Shelton State CC
23	Amari Young	F	Sr.	5-11	North Augusta, S.C. / North Augusta
24	Eden Sample	G	Fr.	5-11	Gwinnett, Ga. / Collins Hill
25	Kaylen Nelson	G/F	Fr.	5-11	Tulsa, Okla. / Union
35	Alex Rouse	G	Fr.	5-8	Little Rock, Ark. / Joe T. Robinson
44	Amhyia Moreland	F	Fr.	6-1	Charlotte, N.C. / Zebulon B. Vance

### ALPHABETICAL

No.	NAME	POS.	CL.	HT.	HOMETOWN (HS/PREV. SCHOOL)
1	Mariah Adams	G	Sr.	6-0	Little Rock, Ark. / eStem
2	Iggy Allen	G	Gr.	5-11	Pompano Beach, Fla. / Dillard / FAU
5	Ashanti Barnes-Williams	F	Fr.	6-1	Norfolk, Va. / Lake Taylor
0	Joy Campbell	G	So.	5-6	Fontana, Calif. / Etiwanda / UC Riverside
11	Kaye Clark	G	Jr.	5-7	Milwaukee, Wisc. / Rufus King/ Trinity Valley CC
4	Aziah Hudson	G	Sr.	5-6	Baldwin, N.Y. / Baldwin
12	Brianna Jackson	F	Jr.	6-3	Virginia Beach, Va. / Princess Anne
44	Amhyia Moreland	F	Fr.	6-1	Charlotte, N.C. / Zebulon B. Vance
25	Kaylen Nelson	G/F	Fr.	5-11	Tulsa, Okla. / Union
20	Maggie Robinson	F	Gr.	6-0	Mobile, Ala. / W.P. Davidson / Shelton State CC
35	Alex Rouse	G	Fr.	5-8	Little Rock, Ark. / Joe T. Robinson
24	Eden Sample	G	Fr.	5-11	Gwinnett, Ga. / Collins Hill
3	Taleah Washington	G	Jr.	5-7	District Heights, Md. / Forestville / Syracuse
14	Ajah Wayne	G/F	Sr.	5-10	Birmingham, Ala. / Ramsay
23	Amari Young	F	Sr.	5-11	North Augusta, S.C. / North Augusta

### COACHES & STAFF

<b>Head Coach</b>	DeLisha Milton-Jones
<b>Assistant Coach</b>	Shammond Williams
<b>Asst. Coach &amp; Co-Recruiting Coord.</b>	Danielle Bell
<b>Asst. Coach &amp; Co-Recruiting Coord.</b>	Roland Jones Jr.
<b>Director of Basketball Operations</b>	Corey Green
<b>Video Coordinator</b>	Kyle Weakland
<b>Sports Performance Coach</b>	Ryan Hardie
<b>Athletic Trainer</b>	Andilynn Beadles

### PRONUNCIATION GUIDE

#1 <b>Mariah Adams</b>	muh-RYE-uh
#3 <b>Taleah Washington</b>	tah-LEE-uh
#4 <b>Aziah Hudson</b>	ay-ZHUH
#12 <b>Brianna Jackson</b>	bree-AHN-nuh
#14 <b>Ajah Wayne</b>	ay-ZHUH
#24 <b>Eden Sample</b>	ee-DEN
#35 <b>Alex Rouse</b>	rhyms with house
#44 <b>Amhyia Moreland</b>	uh-MY-uh

### BY STATE/COUNTRY

**Alabama (2)**  
 Maggie Robinson  
 Ajah Wayne

**Arkansas (2)**  
 Mariah Adams  
 Alex Rouse

**California (1)**  
 Joy Campbell

**Florida (1)**  
 Iggy Allen

**Georgia (1)**  
 Eden Sample

**Maryland (1)**  
 Taleah Washington

**New York (1)**  
 Aziah Hudson

**North Carolina (1)**  
 Amhyia Moreland

**Oklahoma (1)**  
 Kaylen Nelson

**South Carolina (1)**  
 Amari Young

**Virginia (2)**  
 Ashanti Barnes-Williams  
 Brianna Jackson

**Wisconsin (1)**  
 Kaye Clark

### BY POSITION

**GUARD (8)**  
 Mariah Adams  
 Iggy Allen  
 Joy Campbell  
 Kaye Clark  
 Aziah Hudson  
 Alex Rouse  
 Eden Sample  
 Taleah Washington

**GUARD/FORWARD (2)**  
 Kaylen Nelson  
 Ajah Wayne

**FORWARD (5)**  
 Ashanti Barnes-Williams  
 Brianna Jackson  
 Amhyia Moreland  
 Maggie Robinson  
 Amari Young

### BY CLASS

**GRADUATES (2)**  
 Iggy Allen  
 Maggie Robinson

**SENIORS (4)**  
 Mariah Adams  
 Aziah Hudson  
 Ajah Wayne  
 Amari Young

**JUNIORS (3)**  
 Kaye Clark  
 Brianna Jackson  
 Taleah Washington

**SOPHOMORES (1)**  
 Joy Campbell

**FRESHMAN (5)**  
 Ashanti Barnes-Williams  
 Amhyia Moreland  
 Kaylen Nelson  
 Alex Rouse  
 Eden Sample



# DELISHA MILTON-JONES

**Experience:** Second Season at ODU (fourth season overall)

**Alma Mater:** Florida, '97

**All-Time Record:** 65-49 (.570)

**ODU Record:** 33-17 (.660)

**C-USA Record:** 17-13 (.567)

## CAREER TIMELINE

### COACHING HISTORY

OLD DOMINION, Head Coach (2020-present)

SYRACUSE, Assistant Coach (2019-20)

- Helped recruit No. 4 class in the nation
- Wins over No. 5 Louisville and No. 8 Florida State

PEPPERDINE, Head Coach (2017-19)

- WNIT Sweet 16 in '19
- Finished 22-10 in 2018-19, one of the best turnarounds in the country
- 22 wins marked the program's most wins since 2002

PEPPERDINE, Assistant Coach (2016-17)

### PLAYING HISTORY

WNBA (1999-2016)

- Fourth pick in the '99 Draft
- 2x WNBA Champion
- 3x WNBA All-Star
- Retired in '16 with most games played in league history with 499

USA BASKETBALL (1998, 1995-96, 1998-00)

- 2x Gold Medalist in '00 & '08
- 2x FIBA World Champion in '98 & '02

FLORIDA (1991-95)

- Florida Gator Hall Of Fame Inductee (2007)
- 1997 Wade Trophy Winner
- 1997 All-American
- 1,858 points scored

### EDUCATION

University of Florida ('97)

DeLisha Milton-Jones, the 2022 inductee into the Women's Basketball Hall of Fame with a decorated professional career in the WNBA and overseas and former head coach at Pepperdine University, was announced as the new head coach of the Old Dominion women's basketball program by Director of Athletics Dr. Camden Wood Selig on April 17, 2020.

Milton-Jones guided the Monarchs to a 13-11 overall mark and a Conference USA Tournament Semifinals appearance in 2020-21. She notched her first win on the Monarchs' bench on Dec. 3 with a 70-47 result over William & Mary in ODU's home opener. Just three days later, she picked up another win over an in-state opponent – beating eventual Atlantic 10 champion VCU 81-76 in overtime. The Monarchs closed out the regular season with four wins in their last five games, including a 74-57 triumph on the road at C-USA Champions Middle Tennessee. Milton-Jones' Monarchs carried that momentum with them to Frisco, Texas for the C-USA Tournament. ODU won three games in as many days, including a pair of overtime victories, to reach the semifinals as the No. 6 seed out of the east. ODU took Rice, the west's top seed, to the brink before eventually falling 62-60. In all, the Monarchs were 7-2 in their final nine games.

Under the tutelage of Milton-Jones, three Monarchs earned significant accolades in 2020-21. Victoria Morris and Amari Young both placed on the all-conference second team. Young was also on the C-USA All-Defensive Team and the VaSID All-State Second Team. Wayne played her way on to the C-USA All-Tournament Team. ODU also found success in the classroom in 2020-21 with nine players featured on the Conference USA Commissioner's Honor Roll.

Milton-Jones has excelled at every stop of her basketball career. She started her college coaching career as an assistant at Pepperdine in 2016-17. After one season, she moved into the head coaching role and led the program to unprecedented success. In the 2017-18 season, she guided Pepperdine to 10 wins, the most at the Malibu school since 2012. In her second year, the Waves finished 22-10, winning 12 more games than the previous year in one of the best turnarounds in the country. The Waves' 22 victories in 2018-19 also marked the program's most since 2002. Pepperdine earned a WNIT bid for the program's first postseason tournament appearance, and then advanced to the Sweet 16 with wins over St. Mary's and Cal Baptist.

She left Pepperdine for the assistant coaching role at Syracuse following the 2019 WNIT run. Milton-Jones joined the staff of veteran head coach Quentin Hillsman. With Milton-Jones on the bench, the Orange put together a 16-15 mark, highlighted by wins over No. 5 Louisville and No. 8 Florida State.

Milton-Jones's coaching career followed a long and successful professional and international basketball career. Drafted fourth in the 1999 WNBA draft, she played 17 years in the league, retiring from the WNBA in 2016 after setting the record for most games played in league history with 499, which was later broken by WNBA great Sue Bird. She helped lead the Los Angeles Sparks to back-to-back WNBA Championships in 2001 and 2002. She was selected to the WNBA All-Star team in 2000, 2004 and 2007. In all, Milton-Jones played for Atlanta, New York, Washington and San Antonio, in addition to Los Angeles. Her 5,571 career points still rank ninth in WNBA history. She also made stops in Spain, Italy, Turkey, South Korea, the Czech Republic and Russia to play professionally.

On the international stage, Milton-Jones helped the United States win Olympic gold medals in 2000 and 2008. In the latter, she was coached by former ODU legend, Anne Donovan. She missed the 2004 Olympics with an injury. While playing for the national team, Milton-Jones also helped Team USA win FIBA Championships in 1998 and 2002.

Milton-Jones's first venture into coaching came when she was named interim coach of the Los Angeles Stars midway through the 2005 American Basketball Association. She became just the second woman to coach a men's professional basketball team.

Milton-Jones, who played for four years for Carol Ross at Florida, had one of the most remarkable college careers at Florida, capped off her senior year when she was named the 1997 Wade Trophy Winner, the 1997 Honda Award Winner, the 1997 SEC Player of the Year and a First Team All-American selection amongst other highly-touted accolades. She scored 1,858 points during her career, helping the Gators to four straight NCAA tournament appearances. Ironically, her final collegiate game was a 53-51 loss to Old Dominion in the 1997 NCAA Elite Eight. She was named to the Florida Gator Hall of Fame in 2007.





**#0**  
**JOY CAMPBELL**  
5-6 | So. | Guard  
Fontana, Calif. | Etiwanda  
UC Riverside



**#1**  
**MARIAH ADAMS**  
6-0 | Sr. | Guard  
Little Rock, Ark. | eSTEM



**#2**  
**IGGY ALLEN**  
5-11 | Gr. | Guard  
Pompano Beach, Fla. | Dillard  
Florida Atlantic



**#3**  
**TALEAH WASHINGTON**  
5-7 | Jr. | Guard  
District Heights, Md. | Forestville  
Syracuse



**#4**  
**AZIAH HUDSON**  
5-6 | Sr. | Guard  
Baldwin, N.Y. | Baldwin



**#5**  
**ASHANTI BARNES-WILLIAMS**  
6-1 | Fr. | Forward  
Norfolk, Va. | Lake Taylor



**#11**  
**KAYE CLARK**  
5-7 | Jr. | Guard  
Milwaukee, Wisc. | Rufus King  
Trinity Valley CC



**#12**  
**BRIANNA JACKSON**  
6-3 | Jr. | Forward  
Virginia Beach, Va. | Princess Anne  
Miami (Fla.)



**#14**  
**AJAH WAYNE**  
5-10 | Sr. | Guard/Forward  
Birmingham, Ala. | Ramsay



**#20**  
**MAGGIE ROBINSON**  
6-0 | Gr. | Forward  
Mobile, Ala. | W.P. Davidson  
Shelton State CC



**#23**  
**AMARI YOUNG**  
5-11 | Sr. | Forward  
North Augusta, S.C. | North Augusta



**#24**  
**EDEN SAMPLE**  
5-11 | Fr. | Guard  
Gwinnett, Ga. | Collins Hill



**#25**  
**KAYLEN NELSON**  
5-11 | Fr. | Guard  
Tulsa, Okla. | Union



**#35**  
**ALEX ROUSE**  
5-8 | Fr. | Guard  
Little Rock, Ark. | Joe T. Robinson



**#44**  
**AMHYIA MORELAND**  
6-1 | Fr. | Forward  
Charlotte, N.C. | Zebulon B. Vance





**DELISHA MILTON-JONES**  
**HEAD COACH**  
Second Year at ODU; Fourth Overall



**SHAMMOND WILLIAMS**  
**ASSISTANT COACH**  
First Year at ODU



**DANIELLE BELL**  
**ASST. COACH &  
RECRUITING COORD.**  
First Year at ODU



**ROLAND JONES JR.**  
**ASST. COACH &  
RECRUITING COORD.**  
Second Year at ODU



**COREY GREEN**  
**DIRECTOR OF OPERATIONS**  
First Year at ODU



**KYLE WEAKLAND**  
**VIDEO COORDINATOR**  
Sixth Year at ODU



**ANDILYNN BEADLES**  
**ATHLETIC TRAINER**  
Third Year at ODU



**RYAN HARDIE**  
**SPORTS PERFORMANCE**  
Fourth Year at ODU

**STATS COMPARISON**



**CATEGORY**

Overall Record	20-6	5-20
Points Per Game	63.8	59.4
Opp. Points Per Game	54.2	65.1
Scoring Margin	+9.6	-5.7
Rebounds Per Game	38.7	36.3
Rebounding Margin	+2.0	-1.8
Field Goal Pct.	39.2	38.4
Opp. Field Goal Pct.	36.5	39.2
3 PT Pct.	27.1	27.7
Opp. 3 PT Pct.	27.8	29.8
Free Throw Pct.	63.0	73.0
Assists Per Game	11.7	11.8
Turnovers Per Game	15.2	16.3
Blocked Shots Per Game	4.5	2.2
Steals Per Game	10.8	6.0

**NCAA STATISTICAL RANKINGS**

Feb. 22, 2022

**TEAM RANKINGS (TOP 100)**

CATEGORY	STAT	NCAA RANK
Scoring Defense	54.2	14
Turnover Margin	+5.73	13
3Pt Field Goal % Def.	27.8	54
Turnovers Forced	20.92	16
Off. Rebs. Per Game	15.2	21
Steals Per Game	10.8	21
Field Goal % Def.	36.5	43
Free Throw Attempts	506	36
Scoring Margin	+9.6	66
Blocked Shots	116	35
Blocks Per Game	4.5	38
Free Throw Makes	319	91
Rebounds Per Game	38.69	96

**2021-22 C-USA Preseason Poll (first-place votes)**

1. Charlotte (6) – 185 pts
2. **Old Dominion (6) – 173 pts**
- T3. Middle Tennessee (2) – 150 pts
- T3. North Texas – 150 pts
- T3. UTEP – 150 pts
6. LA Tech – 106 pts
7. FIU – 104 pts
8. Rice – 94 pts
9. Marshall – 85 pts
10. Florida Atlantic – 69 pts
11. UAB – 64 pts
12. WKU – 62 pts
13. Southern Miss – 56 pts
14. UTSA – 19 pts

**NCAA STATISTICAL RANKINGS**

Feb. 22, 2022

**INDIVIDUAL**

PLAYER	CATEGORY	STAT	NCAA RANK
Mariah Adams	Steals	51	95
	Steals Per Game	2.12	98
	Assist Turnover Ratio	1.53	151
	Assists	101	105
	Assists Per Game	4.2	98
Iggy Allen	Points Per Game	14.5	202
	Points	377	152
	Rebounds	204	96
	Rebounds Per Game	7.8	135
Brianna Jackson	Blocked Shots	42	54
	Blocks Per Game	1.62	70
Ajah Wayne	FT Made	90	82
	FT Attempts	127	55

**2020-21 C-USA Preseason Team**

- \*Quincy Noble, North Texas, R-Jr., G
- \*Octavia Jett-Wilson, Charlotte, Gr., G
- Iggy Allen, Old Dominion, Gr., G**
- Katia Gallegos, UTEP, So., G
- Savannah Wheeler, Marshall, So, G
- Amari Young, Old Dominion, Sr., F**
- Jada McMillian, Charlotte, Sr., G
- Ajah Wayne, Old Dominion, Sr., G/F**

\*Preseason Co-Player of the Year



## MONARCH NOTES

### SERIES HISTORY

**All-Time:** ODU leads, 13-0

**Last Meeting:** W, 61-48 (1/17/22) at ODU

**First Meeting:** W, 80-44 (1/18/14) at ODU

**Streak:** W13

ODU and Florida Atlantic are meeting for the 14th time on Thursday. The Monarchs have won every game they have ever played against the Owls, including a 61-48 result at Chartway Arena on Jan. 17.

The Monarchs turned the Owls over 31 times in that win and received a game-high 22 points from **Ajah Wayne**. Wayne shot 8-of-16 from the field, was 6-of-6 from the foul line and grabbed eight rebounds. **Iggy Allen** scored 13 points and had 12 boards against her former team.

### LAST TIME OUT

The Monarchs cruised past WKU, 75-55, on Saturday at Chartway Arena. ODU broke out to an 11-0 lead in the first four minutes, built the margin to 21 at halftime and was never seriously threatened by WKU. ODU led by as many as 29 points in the second half.

ODU played relentlessly, outrebounding WKU 51-39 and forcing 18 turnovers, including 14 that were steals.

**Aziah Hudson** fell one point shy of matching her career high with 22, the third 20-point game of her career and the first this season. She set season highs with four 3-pointers and three steals.

**Iggy Allen** had a 16-point, 14-rebound double-double. She came one rebound short of matching her season high and sank two 3-pointers.

**Mariah Adams** dished six assists for her 14th game this season with five or more assists. Adams also set the game high with four steals.

### SCOUTING FLORIDA ATLANTIC

The Owls are 5-20 overall, 1-13 in Conference USA and on a seven-game losing streak.

FAU fell 72-49 at Middle Tennessee on Saturday. Alexa Zaph paced the Owls with 16 points and five rebounds on 6-of-11 shooting. Rita Pleskevich chipped in 13 points and sank a 3-pointer.

Pleskevich has played every game this season and leads the team with 11.5 points per game. Sofia Galeron averages 8.1 points and 7.3 rebounds while shooting .362 from 3-point range.

### MILTON-JONES GETS THE CALL FROM THE HALL

Head coach DeLisha Milton-Jones will be headed into the Women's Basketball Hall of Fame as a member of the Class of 2022. Milton-Jones is a two-time Olympic gold medalist and WNBA champion, helping the Los Angeles Sparks go back-to-back in 2001 and 2002. She enjoyed a 17-year career in the league and was a three-time all-star.

Milton-Jones was a decorated player at Florida, winning the Wade Trophy in 1997 as well as receiving SEC Player of the Year and First Team All-America honors that season.

She becomes the seventh individual with ODU ties to make the WBHOF, joining five Monarch legends in Anne Donovan, Nancy Lieberman, Inge Nissen, Marianne Stanley and Ticha Penicheiro and former ODU head coach Nikki McCray-Penson. Milton-Jones is just one of 13 active DI head coaches in the WBHOF.

### STANLEY A NAISMITH MEMORIAL HALL OF FAME FINALIST

Former Old Dominion women's basketball head coach Marianne Stanley has been named a finalist for the Naismith Memorial Basketball Hall of Fame Class of 2022, the organization announced on Friday.

Hired by ODU at just 23, Stanley compiled a record of 269-59 (.820) in her 10 years in Norfolk. The Monarchs won back-to-back AIAW national titles in 1979 and 1980 and were NCAA champs in 1985. ODU also won the WNIT with Stanley in 1978.

The Class of 2022 will be announced on April 2.

### CLAMPING DOWN

The Monarchs are one of the tightest defensive units in the country this year. ODU entered Wednesday ranked 14th nationally and first in C-USA in scoring defense (54.2). The Monarchs are 43rd in field goal percentage defense (.365) and 54th in 3-point field goal percentage defense (.278). ODU is turning teams over 20.92 times per game (16th in DI, 1st in C-USA) while averaging the 21st-most steals per game (10.8) in the country. Additionally, ODU is second in the conference and 38th in DI with 4.5 blocks per game.

Only 10 times this season has an ODU opponent scored more than 55 points in a game. Teams have shot 40 percent or better only eight times against ODU, and five teams have failed to crack the 30-percent mark.

The Monarchs have turned a team over 20 or more times on 11 occasions and have forced 30-plus turnovers four times.

Since the Monarchs began conference play, they have held the opposing team's leading scorer below their season average 10 times.

### THE TURNING POINT

On Feb. 19, the Monarchs lost a 74-61 home game to UAB, dropping to 6-9 overall and 3-8 in Conference USA. ODU responded with 37-point win over UAB the following day, starting a run of seven wins over the last nine games of the season. The Monarchs are a combined 27-8 (.771) since the Feb. 19 loss to UAB.

ODU's 26 wins are the most by a C-USA team over that span, and no team in C-USA can match ODU's win percentage since Feb. 19.

### CREDENTIALS

Working press credentials for all Old Dominion basketball games may be secured by contacting the athletic communications office at least two days prior to the desired game. All credentials will be left at the pass gate at Chartway Arena, located at the loading dock entrance on 45th Street across from the parking garage. The credentials must be worn at press row and in the press room. **PARKING PASSES ARE AVAILABLE ON A LIMITED BASIS.** Please contact Matt Wurzbarger for credential or parking pass inquiries.

### PRESS ROW

Press row is located at courtside. All radio and television broadcasts are originated at courtside. For any assistance during a game, please see Matt Wurzbarger, who is located at the end of the scorers' table near the ODU bench.

### PRESS ROOM/SERVICES

The Carol R. Hudson Press Room is located under section 107 in Chartway Arena. Outside telephone lines, along with wireless and ethernet connections, are available and may be used on a first-come, first-served basis. The press and media hostess and athletic public relations office assistants are available to assist in the filing of post-game stories. A complete play-by-play as well as halftime (12 column) and post-game (NCAA 16 column) statistics are distributed. Pre-game press packets are available one hour prior to tip-off.

### PHOTOGRAPHERS

Only working photographers are allowed at courtside. Credentials must be secured at least two days in advance. All photographers must display their badge at all times. Photographers will have access to the Carol R. Hudson Press Room, which provides ethernet, to work pre-game, during the game and post-game on their photography needs.

### RADIO BROADCASTS

Requests to broadcast any ODU game must be approved in advance by the athletic public relations office. Phone lines are available at courtside. For additional lines, please contact Matt Wurzbarger or Matt Drexler of Spectra. For reference, ODU women's basketball games are broadcast on ESPN 94.1 FM or Money Talk 1310 AM, if there are scheduling conflicts with ESPN.

### INTERVIEWS

Post-game interviews with Coach DeLisha Milton-Jones and select players are conducted in the Carol R. Hudson, Jr. Press Room. These interviews will be conducted only after the 10-minute cooling off period. Interviews with the visiting coach are also conducted in the press room. All interviews with Old Dominion players and coaches during the week must be arranged through the athletic communications office. If media has preference on which players they would like to interview in the press conference, please contact Matt Wurzbarger at the final media timeout of the fourth quarter to submit your request.

### JUST MONARCHS, PLEASE

*Although the women's basketball team used to be referred to as the Lady Monarchs, they now should be referred to as the Monarchs. Additionally, Old Dominion University is our official title but ODU will work just fine when abbreviating the school. Old Dom, Old Domin and other variations are incorrect.*

## SITUATIONAL RECORDS

STAT	Record (last year)
Home	10-3 (6-6)
Home (C-USA)	6-2 (3-6)
Home (Non-Conference)	4-1 (3-0)
Away	7-3 (4-4)
Away (C-USA)	4-2 (4-3)
Away (Non-Conference)	3-1 (0-1)
Neutral	3-0 (3-1)
Leading after 1Q	14-2 (6-7)
Trailing after 1Q	5-4 (4-4)
Tied after 1Q	1-0 (3-0)
Leading at Half	16-0 (7-4)
Trailing at Half	4-6 (6-6)
Tied at Half	0-0 (0-1)
Leading after 3Q	18-0 (9-4)
Trailing after 3Q	1-6 (4-7)
Tied after 3Q	1-0 (0-0)
Scores < 50	0-4 (0-1)
Scores 50-59	5-1 (2-1)
Scores 60-69	7-1 (0-4)
Scores 70-79	5-0 (7-1)
Scores 80-89	3-0 (3-3)
Scores 90-99	0-0 (1-1)
Scores >100	0-0 (0-0)
Allows < 50	9-1 (3-0)
Allows 50-59	8-1 (4-1)
Allows 60-69	2-2 (1-2)
Allows 70-79	1-2 (4-4)
Allows 80-89	0-0 (1-2)
Allows 90-99	0-0 (0-1)
Allows >100	0-0 (0-1)
FG% >= 40	11-0 (10-5)
FG% < 40	9-6 (3-6)
Opp. FG% >= 40	4-4 (5-8)
Opp. FG% < 40	16-2 (8-3)
FG% > Opp.	15-0 (10-2)
FG% <= Opp.	5-6 (3-9)
3PT Made > Opp.	11-0 (8-4)
3PT Made <= Opp.	9-6 (5-7)
FT% >= 70	6-0 (2-1)
FT% < 70	14-6 (11-10)
FT ATT > Opp.	11-3 (10-2)
FT ATT <= Opp.	9-3 (3-9)
Rebounds > Opp.	14-1 (10-3)
Rebounds <= Opp.	6-5 (3-8)
Assists > Opp.	15-0 (8-4)
Assists <= Opp.	5-6 (5-7)
Turnovers > Opp.	3-1 (4-4)
Turnovers <= Opp.	17-5 (9-6)
Overtime	0-0 (3-3)
OT at Home	0-0 (1-1)
OT on Road	0-0 (0-2)
Top 25	0-0 (0-0)
Top 25 at Home	0-0 (0-0)
Top 25 on Road	0-0 (0-0)

## MONARCH NOTES CONTINUED.

### 2020-21 IN REVIEW

The Monarchs posted a 13-11 overall mark in 2020-21, going 7-9 in Conference USA games. ODU turned it on late, going 7-2 in its final nine games of the season. During that stretch, the Monarchs upset eventual C-USA champion Middle Tennessee on the road and won three games in as many nights to reach the semifinals of the conference tournament as the East Division's No. 6 seed.

ODU was strong on the glass last season, ranking fourth in the conference and 48th nationally with 40.5 boards per game. The Monarchs boasted two of the conference's top rebounders in **Amari Young** and **Ajah Wayne**. Young averaged a double-double and was 2nd in C-USA and 18th in DI with 11.2 rebounds per game. Wayne averaged 9.7 boards per contest (fourth in C-USA, 49th in DI) and was the leading offensive rebounder in the conference (3.8). Old Dominion was 10-3 last season when winning the rebounding battle.

The Monarchs also took great care of the ball when in possession, averaging only 12.7 turnovers per game, good for second in C-USA and 25th nationally. Starting point guard **Mariah Adams** boasted a 1.78 assist-to-turnover ratio, the fourth-best mark in C-USA. As a team, ODU's 1.06 assist-to-turnover ratio was third-best in the conference.

### POTENT QUOTABLES

"They're so special to me. I know this moment is about me. But there's nothing I wouldn't do for these women. They shower me with love and affection. Just seeing how proud they are of me, it tickles me pink on the inside, but at the same time motivates me even more to be better as their leader, as a living example for them." **Head coach DeLisha Milton-Jones on sharing her WBHOF induction with her players**

"I'm hoping and praying that they do come back. They have more basketball to play, and we have more opportunities to reach higher goals. Our goal is to go dancing this year, and I think we have the team that can do it. They would have three years under their belt with me, and we can only get better. It's like wine, it only gets better with age." **Head coach DeLisha Milton-Jones on the possibility of key seniors returning for an extra year**

### HIGH EXPECTATIONS

Coaches of Conference USA have predicted a two-horse race between the Monarchs and Charlotte for the regular season title. The Monarchs finished just 12 points behind the 49ers in the preseason poll, and both teams received six first-place votes. ODU and Charlotte battled three times last season with each game going beyond regulation. The Monarchs and 49ers played a pair of double-overtime affairs, including a 90-89 ODU win in the C-USA Quarterfinals.

### ALLEN, WAYNE, YOUNG NAMED PRESEASON ALL-C-USA

The Monarchs were well-represented in the Conference USA Preseason Team as **Iggy Allen**, **Ajah Wayne** and **Amari Young** all featured on the eight-person team. Those three selections were the most by any C-USA team, and only Charlotte joined ODU with multiple honorees on the team. Allen, last season's C-USA Newcomer of the Year with FAU, makes the preseason team for the first time. Both Wayne and Young were named preseason all-conference prior to the start of last season as well.

### MILTON-JONES ANNOUNCES COACHING STAFF

Head coach **DeLisha Milton-Jones** finalized her coaching staff in early September with the hiring of **Danielle Bell**, **Shammond Williams**, and **Corey Green** and the elevation of **Roland Jones Jr.**

- A Hampton Roads native, Bell serves as assistant coach and co-recruiting coordinator. Bell joined the Monarchs following a three-year stint at Gardner-Webb. She also had stops at Norfolk State, Richmond and Georgia. She helped the Spartans to their first winning season in 16 years and reached the 2011 Sweet 16 with the Bulldogs. The Kellam High School product graduated from Richmond in 2010 and was a four-year letterwinner with the Spiders.

- Williams was a standout performer at North Carolina with a decade-long professional playing career. Williams made the Final Four in 1995, 1997 and 1998 and left Chapel Hill as the program's career leader in 3-pointers and free throw percentage. He was drafted by the Chicago Bulls in the second round of the 1998 NBA Draft and played in 325 games with seven different franchises. Williams was also a decorated player in several European domestic leagues and has represented the Republic of Georgia on the international stage. He has previously served as a men's basketball assistant coach at Furman, Tulane and WKU.

- Jones Jr. was elevated to the role of assistant coach and co-recruiting coordinator after serving as the program's director of basketball operations last season. Prior to ODU, Jones Jr. was a girl's basketball assistant coach at Etiwanda High School in California, where he coached current Monarch **Joy Campbell**. Jones Jr. previously served under Milton-Jones at Pepperdine in 2017-18 and helped lay the groundwork for the Waves' 22-win team the following season. He played professionally in nine different countries and was a junior college honorable mention all-American at Cochise College.

- No stranger to ODU women's basketball, Green was hired as the new director of basketball operations. He was a former student manager and office assistant and eventual interim video coordinator for the Monarchs and graduated from ODU in



## SITUATIONAL RECORDS

STAT	Record (last year)
3 points or less	2-2 (3-2)
4-9 points	2-1 (4-6)
10-19 points	11-2 (3-3)
20+ points	5-1 (3-0)
Night	7-3 (6-5)
Day	13-3 (7-6)
November	5-2 (0-1)
December	5-0 (3-0)
January	5-2 (2-4)
February	5-2 (3-5)
March	0-0 (5-1)
Sunday	5-1 (2-0)
Monday	2-0 (0-0)
Tuesday	1-0 (1-0)
Wednesday	2-1 (1-1)
Thursday	4-2 (3-0)
Friday	1-0 (4-4)
Saturday	5-2 (2-6)

## GAME STATS

CATEGORY	STATS
Most Pts	85 at App State (12/18)
Low Pts	45 vs. GW (11/18)
Most Opp. Pts	75 at UAB (2/13)
Low Opp. Pts	29 vs. Bowie State (12/8)
Largest Lead	41 vs. Bowie State (12/8)
Largest Deficit	26 (2x), last: at WKU (2/5)
Most Lead Changes	8 at UAB (2/13)
Longest ODU led	39:45 (2x), last: vs. Bowie State (12/8)
Longest ODU trailed	39:29 at VCU (11/21)
Most 1Q Pts	32 at App State (12/18)
Low 1Q Pts	7 vs. Norfolk State (12/12)
Most Opp. 1Q Pts	27 at WKU (2/5)
Low Opp. 1Q Pts	2 vs. Bowie State (12/8)
Most 2Q Pts	24 (2x) last: vs. Norfolk State (12/12)
Low 2Q Pts	6 (2x), last: at UTEP (1/15)
Most Opp. 2Q Pts	18 (2x) last: at VCU (11/21)
Low Opp. 2Q Pts	4 vs. Texas Tech (11/27)
Most 1st Half Pts	49 at App State (12/18)
Low 1st Half Pts	15 at UTEP (1/15)
Most Opp. 1st Half Pts	43 at WKU (2/5)
Low Opp. 1st Half Pts	12 vs. Bowie State (12/8)
Most 3Q Pts	31 at UAB (2/13)
Low 3Q Pts	8 (2x), last: vs. FAU (1/17)
Most Opp. 3Q Pts	25 at UAB (2/13)
Low Opp. 3Q Pts	4 vs. Bowie State (12/8)
Most 4Q Pts	29 vs. Rice (1/20)
Low 4Q Pts	7 vs. Marshall (2/17)
Most Opp. 4Q Pts	26 at Temple (12/22)
Low Opp. 4Q Pts	5 at UTSA (1/13)
Most 2nd Half Pts	48 at UAB (2/13)
Low 2nd Half Pts	22 vs. Texas Tech (11/27)
Most Opp. 2nd Half Pts	40 (2x), last: at UAB (2/13)
Low Opp. 2nd Half Pts	17 vs. Bowie State (12/8)

## MONARCH NOTES CONTINUED..

2016. Following graduation, Green was a women's basketball GA at Detroit then worked for women's hoops at Memphis for three seasons, first as the video coordinator and then the director of basketball operations.

### MONARCHS ADD 10 FOR 2021-22 SEASON

Head coach **DeLisha Milton-Jones** added 10 newcomers prior to the start of the season. The 10-member signing class includes five freshmen, four Division I transfers and a second team junior college all-American.

- **Iggy Allen** comes to ODU as a graduate transfer. Last season she was named C-USA's Newcomer of the Year while at Florida Atlantic. She set single-season Division I-era program records in scoring (22.2 points per game) and rebounding (10.9 rebounds per game) with the Owls. Allen also played at Miami (Fla.) and Mississippi State, where she played in the NCAA Final as a freshman. As a high schooler, Allen was ranked as the No. 43 prospect nationally.

- **Ashanti Barnes-Williams** was rated a top-150 recruit by ProspectsNation coming out of Lake Taylor High School in Norfolk. She helped lead the Titans to a state title and received VHSL 4A All-State honors in 2020. Additionally, she is a former First Team All-Conference and Second Team All-Tidewater honoree.

- **Joy Campbell** played in 18 of a possible 19 games as a freshman at UC Riverside last season. She was second on the team in both assists and steals. Campbell is a former Sun/Bulletin Player of the Year at Etiwanda High School. The Eagles were ranked as high as sixth nationally by MaxPreps in Campbell's senior season.

- **Kaye Clark** was a Second Team NJCAA All-American for Trinity Valley CC last season. In her two seasons at Trinity Valley, the Cardinals went a combined 54-4 and played for the NJCAA championship in 2021. She averaged 14.2 points, 5.5 rebounds and 4.3 assists per game in her all-American campaign while making 1.5 3-pointers per game at a .407 clip.

- **Brianna Jackson** started her collegiate career at Miami (Fla.), where she played two seasons. Jackson featured in 40 total games for the Hurricanes. She led Miami and was sixth in the ACC in blocks per game (1.30) as a freshman. Jackson was a four-star prospect out of local powerhouse Princess Anne High School and was the fourth-ranked player in the state of Virginia. A former VHSL 5A State Player of the year, she won four state titles with the Cavaliers.

- **Amhyia Moreland** was a two-time state champion with Zebulon B. Vance High School in Charlotte. She had an 11-point, 13-board double-double in the 2021 state title game. She garnered I-Meck Player of the Year honors after averaging 18.3 points and 7.4 rebounds per game as a senior.

- **Kaylen Nelson** averaged 13.4 points and 5.9 rebounds as a senior at Union High School in Tulsa, garnering all-state honors in the process. She was also a First Team All-World honoree as a senior as she helped guide Union to the 6A state semifinals.

- **Alex Rouse** was a multi-sport athlete at Joe T. Robinson High School in Little Rock. She averaged 25.5 points, six rebounds and three assists as a senior en route to all-conference and all-state honors. She played in the state tournament in basketball and also won a state title in soccer. Additionally, she owns one varsity letter for volleyball.

- **Eden Sample** was a nominee for the 2021 McDonald's All-American game and an Atlanta Journal-Constitution 6A All-State Second Teamer as a senior. She received first team all-conference honors as a junior, leading Collins Hill High School in scoring at 16.5 points per game.

- **Taleah Washington** played two seasons at Syracuse and reached the Round of 32 in the 2021 NCAA Tournament. She played in 42 total games for the Orange and was coached by Milton-Jones as a freshman. In high school, Washington was a two-time state champion, a 1,000-point scorer and a two-time MVP of the Rose Classic.

### 1K WATCH

The Monarchs added its newest member of the 1,000-point club on Jan. 17. **Amari Young** became the 35th Monarch to tally 1,000 points in a career and now has 1,119, good for 28th in program history.

**Ajah Wayne** also joined the 1,000-point club this season and now has 1,284. She currently ranks 25th all-time at ODU, 20 points behind Ticha Penicheiro.

In total, 35 ODU players have reached the 1,000-point threshold. The Monarchs boast 15 1,500-point scorers and six 2,000-point scorers. Anne Donovan holds the career scoring record at Old Dominion with 2,719 points in her 136 career games (20.0 per game).

### SILVER MONARCHS

The Monarchs are celebrating the 25th anniversary of their 1996-97 national runner-up squad. That year, ODU posted a 34-2 overall record, going 16-0 in conference and winning the sixth of an eventual 17-consecutive CAA crowns. The 96-97 edition of the Monarchs owned the best offense in the nation (84.4 points per game) and won by an average of 31.9 points per game.

ODU opened the NCAA Tournament with a 102-52 win over Liberty then survived in overtime vs. Purdue, 69-65. After a comfortable win over LSU to reach the Elite Eight, the Monarchs eked out a pair of one-point wins to reach the title game for the first time since winning it all in 1985. The Monarchs topped Florida and current head coach **DeLisha Milton-Jones** in the Elite Eight before beating Stanford 83-82 in the Final Four. Old Dominion ran in to a

## THE LAST TIME...

### TEAM SCORING

100+	W, 105-62 vs. Hofstra (2/14/04)
90+	W, 90-89 2OT vs. CLT (3/11/21)
<40	L, 37-55 at GW (11/28/20)
Allowed 100+	L, 102-95 2OT vs. CLT (2/10/21)
Allowed <40	W, 70-29 vs. Bowie State (12/8)
5 plys w/ 10+ Pts (5)	W, 80-52 vs. S.C. State (11/9/21)
6 plys w/ 10+ Pts (6)	W, 95-68 vs. FIU (1/12/19)

### TEAM STATS

60%+	61.4% at Southern Miss (2/10/18)
60%+ 3PT	69.2% at Southern Miss (2/10/18)
0 3PT	at VCU (11/21/21)
10+ 3PT	11 at UAB (2/13)
100% FT	5-5 at George Mason (11/17/17)
40+ FT ATT	42 vs. William & Mary (12/8/18)
10+ REB MARG.	+12 vs. WKU (2/19)
20+ REB MARG.	+21 vs. North Texas (1/22)
30+ REB MARG.	+33 vs Florida Atlantic (3/13/19)
20+ OFF REBS	21 vs. WKU (2/19)

### OVERTIME

Game	W, 90-89 vs. CLT (3/11/21)
Win	W, 90-89 vs. CLT (3/11/21)
Loss	L, 87-80 vs. CLT (2/13/21)
Road Game	L, 87-80 vs. CLT (2/13/21)

### INDIVIDUAL

50+ Points	Anne Donovan (50) vs. Norfolk State (12/11/80)
40+ Points	Jennie Simms (41) at Florida Atlantic (2/4/17)
30+ Points	Amari Young (31) vs. CLT (3/11/21)
2 players with 20+ Points	I. Allen (23) / A. Wayne (21) at App State (12/18/21)
Triple-Double	Ticha Penicheiro (22p/15r/14s) vs. St. Francis (Pa.) (3/13/98)
Double-Double (P/R)	Iggy Allen (16p, 14r) vs. WKU (2/19)
Double-Double (P/A)	Taylor Edwards vs. Jacksonville (11/24/18)
2 players with D/D	I. Allen / A. Wayne at Temple (12/22)
10+ 3PT	TJ Jordan (10) vs. Northeastern (2/8/07)
20+ FT ATT	Ajah Wayne (20) at Cincinnati (11/12/18)
15+ REB	Iggy Allen (15) vs. Norfolk State (12/12)
20+ REB	Amari Young (24) vs. Charlotte (2/10/21)
10+ OFF REB	Ashley Scott (11) vs. Florida Atlantic (3/13/19)
10+ ASTS	Taylor Edwards (10) vs. Jacksonville (11/24/18)
5+ BLKS	Marie Reichert (5) vs. Campbell (11/8/19)
5+ STLS	Mariah Adams (6) at Temple (12/22)

## MONARCH NOTES CONTINUED..

Tennessee team in the midst of an run of 46-straight wins and back-to-back national titles and lost 68-59 in the championship game.

### A NEW VOICE FOR THE MONARCHS

Longtime Hampton Roads area sports broadcaster **Matthew Hatfield** was hired in early October to be the new play-by-play announcer for ODU women's basketball. A native of Virginia Beach, Hatfield has been covering sports in the state for nearly two decades. He joined VirginiaPreps.com in December of 2004 and became the site's publisher in 2016.

In 2010, was hired by Max Media and has been hosting a weekly or daily show on ESPN Radio 94.1 FM for 11 years, making him the longest-tenured active local sports radio host in the Tidewater market. He currently hosts the 757 Saturday Sports Talk from 10 a.m. to noon on ESPN Radio 94.1.

All ODU women's basketball games can be heard on ESPN Radio 94.1 FM or Money Talk 1310 AM/100.9 FM/97.3 HD2FM. Joining Hatfield on the call will be former Monarch women's basketball assistant coach Susan Montgomery.

### 2021-22 STREAM INFORMATION

All home contests during the 2021-22 season are streaming live on either CUSA.tv or ESPN+. Twelve of ODU's 14 home games will be found on CUSA.tv, while the Monarch's matchups with Auburn (Nov. 14) and Rice (Jan. 20) will be on ESPN+. In addition, ODU's Feb. 5 game at WKU will broadcast live on ESPN+ with all other road conference games appearing on CUSA.tv.

CUSA.tv offers three payment options, including a 24-hour pass (\$6.95), a monthly recurring subscription (\$10.95), and a yearly pass (\$99.95). ESPN+ is available for \$6.99 per month or for an annual subscription of \$69.99.

### STAYING SOCIAL

Be sure to follow Old Dominion women's basketball on Facebook (@ODUWBB), Twitter (@ODU\_WBB) and Instagram (@oduwbasketball) to stay up-to-date with the program.

In addition, follow Old Dominion University Athletics on Facebook (@ODUsports), Twitter (@ODUsports) and Instagram (@odusports) for all things ODU sports related.

## CAREER TOTALS

Double-Figure Scoring Games			
	2021-22	Career	Streak
Ajah Wayne	18	69	---
Amari Young	14	57	1
Iggy Allen	20	44	1
Aziah Hudson	2	31	1
Mariah Adams	5	23	---
Maggie Robinson	---	17	---
Brianna Jackson	6	14	---
Taleah Washington	1	3	---
Kaye Clark	2	2	---
Joy Campbell	---	1	---

30-Point Games		
	2021-22	Career
Iggy Allen	---	4
Ajah Wayne	---	1
Amari Young	---	1

20-Point Games		
	2021-22	Career
Iggy Allen	6	18
Ajah Wayne	4	15
Amari Young	---	6
Aziah Hudson	1	3
Mariah Adams	---	2

10-Rebound Games		
	2021-22	Career
Amari Young	3	31
Ajah Wayne	2	25
Iggy Allen	7	14
Brianna Jackson	3	4
Maggie Robinson	---	1

Double-Doubles		
	2021-22	Career
Ajah Wayne	2	20
Iggy Allen	7	18
Amari Young	1	18
Brianna Jackson	---	1

### GAMES LEADING ODU IN...

Scoring		2021-22
Iggy Allen		13
Ajah Wayne		11
Amari Young		3
Aziah Hudson		1
Brianna Jackson		1

Rebounding		2021-22
Iggy Allen		15
Brianna Jackson		7
Amari Young		5
Ajah Wayne		3

Assists		2021-22
Mariah Adams		18
Iggy Allen		4
Kaye Clark		3
Ajah Wayne		2
Amari Young		2
Ashanti Barnes-Williams		1
Taleah Washington		1

Steals		2021-22
Mariah Adams		10
Iggy Allen		7
Kaye Clark		6
Amari Young		5
Brianna Jackson		4
Ajah Wayne		3
Joy Campbell		1
Aziah Hudson		1

Blocks		2021-22
Brianna Jackson		18
Amari Young		9
Amhyia Moreland		5
Ajah Wayne		5
Kaye Clark		3
Mariah Adams		2
Iggy Allen		2
Aziah Hudson		1
Kaylen Nelson		1
Taleah Washington		1



## TOP 25 POLLS

AP (Feb. 20)

Rank	Team	Record	Prev. Rank
1	South Carolina (30)	25-1	1
2	Stanford	23-3	2
3	NC State	25-3	4
4	Louisville	23-3	3
5	Baylor	21-5	7
6	Michigan	21-4	9
7	UConn	19-5	10
8	LSU	23-4	11
9	Iowa State	22-4	6
10	Indiana	19-5	5
11	Texas	19-6	14
12	Arizona	19-5	8
13	Maryland	20-7	13
14	Notre Dame	20-6	19
15	Florida	20-7	17
16	Tennessee	21-6	12
17	Ohio State	20-5	18
18	North Carolina	21-5	24
19	BYU	23-2	20
20	Oklahoma	20-6	15
21	Iowa	17-7	22
22	Georgia Tech	19-8	16
23	Virginia Tech	20-7	23
24	Florida Gulf Coast	24-2	25
25	Georgia	18-8	21

## USA TODAY/WBCA COACHES (Feb. 22)

Rank	Team	Record	Prev. Rank
1	South Carolina (31)	25-1	1
2	Stanford (1)	23-3	2
3	North Carolina State	25-3	4
4	Louisville	24-3	3
5	Michigan	21-4	9
6	Iowa State	22-4	5
7	Baylor	21-5	10
8	LSU	23-4	12
8	Connecticut	19-5	11
10	Indiana	19-6	6
11	Arizona	19-5	7
12	Texas	19-6	14
13	Maryland	20-7	13
14	Tennessee	21-6	8
15	Brigham Young	23-2	16
16	Notre Dame	20-6	20
17	Ohio State	20-5	19
18	North Carolina	21-5	23
19	Oklahoma	20-6	15
20	Georgia	18-8	17
21	Florida	20-7	21
22	Iowa	18-7	25
23	Florida Gulf Coast	24-2	22
24	Georgia Tech	19-8	18
25	Central Florida	20-3	NR

## NET RANKINGS

C-USA ONLY (Feb. 22)

Rank	Team	Record	Prev. Rank
55	Middle Tennessee	19-5	55
<b>87</b>	<b>Old Dominion</b>	<b>20-6</b>	<b>87</b>
94	Charlotte	16-8	94
103	North Texas	14-10	103
156	LA Tech	15-10	156
158	WKU	17-9	158
159	Marshall	13-11	159
164	UAB	13-12	165
173	UTEP	14-11	173
189	FIU	12-13	189
190	Southern Miss	16-9	190
207	Rice	10-11	207
272	Florida Atlantic	5-20	272
294	UTSA	6-19	293

## AROUND THE LEAGUE

### CONFERENCE USA STANDINGS (AS OF FEB. 21)

	C-USA	Pct.	H	A	Overall	Pct.	H	A	N	L10	Streak
<b>EAST</b>											
↔ Charlotte	12-2	.857	6-2	6-0	16-8	.667	7-4	7-3	2-1	8-2	W3
↔ Middle Tennessee	11-3	.786	7-0	4-3	19-5	.791	11-0	7-4	1-1	8-2	W3
↔ Old Dominion	10-4	.714	6-2	4-2	20-6	.769	10-3	7-3	3-0	7-3	W1
↔ WKU	10-5	.667	6-1	4-4	17-9	.654	9-3	7-5	1-1	5-5	L2
↔ Marshall	8-7	.533	5-2	3-5	13-11	.542	8-3	4-8	1-0	4-6	L1
↔ FIU	4-10	.286	4-2	0-8	12-13	.480	10-4	2-9	0-0	3-7	L3
↔ Florida Atlantic	1-13	.071	1-5	0-8	5-20	.200	4-9	1-11	0-0	1-9	L7
<b>WEST</b>											
↔ Southern Miss	8-6	.571	5-2	3-4	16-9	.640	10-3	5-5	1-1	6-4	L1
↔ North Texas	8-6	.571	5-2	2-5	14-10	.583	9-4	3-6	2-0	7-3	W6
↔ Louisiana Tech	7-7	.500	4-2	3-5	15-10	.600	9-2	5-8	1-0	7-3	L1
↔ UAB	6-8	.429	2-4	4-4	13-12	.520	8-4	5-8	0-0	3-7	L4
↔ UTEP	6-9	.400	5-4	1-5	14-11	.560	10-4	3-6	1-1	4-6	W1
↔ Rice	5-8	.385	3-4	2-4	10-11	.476	7-6	3-5	0-0	5-5	W3
↔ UTSA	3-11	.214	2-6	1-5	6-19	.220	4-8	2-9	0-2	2-8	W1

### THIS WEEK'S GAMES

Thursday, Feb. 17	Coverage	Time (CT)
↔ WKU 43, at Charlotte 89		
↔ Marshall 64, at Old Dominion 48		
↔ FIU 49, at Middle Tennessee 63		
↔ UAB 76, at Rice 81		
↔ Florida Atlantic 45, at North Texas 76		
↔ Southern Miss 66, at UTSA 50		
↔ LA Tech 77, at UTEP 60		

### Saturday, Feb. 19

↔ UAB 60, at North Texas 67
↔ WKU 55, at Old Dominion 75
↔ Southern Miss 79, at UTEP 86 (OT)
↔ LA Tech 49, at UTSA 59
↔ FIU 67, at Rice 73
↔ Florida Atlantic 49, at Middle Tennessee 72
↔ Marshall 47, at Charlotte 65

### Monday, Feb. 21 - Rescheduled due to COVID-19 Postponements

↔ Rice 60, at UAB 55
↔ FIU 41, at Charlotte 53

↔ - Conference USA game

### GAME NIGHT NOTES

- ↔ East Division leader Charlotte extended its win streak to three-straight after picking up a home 53-41 victory over FIU
- ↔ CLT got 12 points and six rebounds from the C-USA Player of the Week, Octavia Jett-Wilson, and 12 points from Mikayla Boykin
- ↔ Charlotte's KeKe McKinney had a team-high 12 rebounds for her 12th double-digit rebounding effort of the season and added six blocks in the win
- ↔ Rice got its second C-USA road victory of the season defeating UAB 60-55, behind Ashlee Austin's 18 points ... Austin has reached double figure scoring in six-straight games and in eight of the last nine outings
- ↔ Rice has now won three-straight following home wins over UAB and FIU this past weekend
- ↔ UAB's Zakylia Weathersby had her C-USA leading 19th double-double of the season with 19 points and 13 rebounds



# #0 JOY CAMPBELL

5-6 | SOPHOMORE | GUARD | FONTANA, CALIF. | UC RIVERSIDE | ETIWANDA

## PLAYER NOTES

- Scored two points with one rebound, one assist and one steal at Marshall.
- Set a season best with three assists in just nine minutes vs. Rice.
- Matched a career high with five steals at Appalachian State.
- Set season highs with six points and 20 minutes played vs. Bowie State. Led the Monarchs in minutes.
- Grabbed a season-high four rebounds vs. Stetson.

## CAREER HIGHS

**PTS:** 10, Cal Poly - 1/30/21\*  
**RBS:** 7, Cal St. Fullerton - 2/5/21\*  
**AST:** 6 (2x), last: UC Santa Barbara - 2/26/21\*  
**STL:** 5 (2x), last: Appalachian State - 12/18/21  
**BLK:** 1, Cal Poly - 1/29/21\*  
**MIN:** 35, Cal St. Fullerton - 2/6/21\*  
**FG:** 4 (2x), last: Cal St. Fullerton - 2/6/21\*  
**FGA:** 10, UC Santa Barbara - 2/27/21\*  
**3FG:** 1 (4x), last: UTEP - 1/15/22  
**3FGA:** 4, UTSA - 1/13/22  
**FT:** 5, Cal Poly - 1/29/21\*  
**FTA:** 6, Cal Poly - 1/29/21\*

\*at previous school

## SEASON HIGHS

**PTS:** 6, Bowie State - 12/8/21  
**RBS:** 4, Stetson - 11/28/21  
**AST:** 3, Rice - 1/20/22  
**STL:** 5, Appalachian State - 12/18/21  
**BLK:** ---  
**MIN:** 20, Bowie State - 12/8/21  
**FG:** 2 (3x), last: UTSA - 1/13/22  
**FGA:** 6 (2x), last: UTSA - 1/13/22  
**3FG:** 1 (3x), last: North Texas - 1/22/22  
**3FGA:** 4, UTSA - 1/13/22  
**FT:** 2 (2x), last: North Texas - 1/22/22  
**FTA:** 5, Bowie State - 12/8/21

## 2021-22 GAME-BY-GAME

Opponent	Date	GS	MIN	Total		3-Pointers		Free throws		Rebounds				PF	A	TO	BLK	STL	PTS	AVG
				FG-FGA	PCT	3FG-3FGA	PCT	FT-FTA	PCT	OFF	DEF	TOT	AVG							
South Carolina St.	11/09/2021		09:45	0-0	.000	0-0	.000	0-0	.000	0	0	0	0.0	0	0	0	0	0	0.0	
Auburn	11/14/2021		00:38	0-1	.000	0-0	.000	0-0	.000	0	0	0	0.0	0	0	0	0	0	0.0	
George Washington	11/18/2021		04:55	0-0	.000	0-0	.000	0-0	.000	0	0	0	0.0	0	0	1	0	0	0.0	
at VCU	11/21/2021		06:12	1-2	.500	0-1	.000	0-0	.000	0	0	0	0.0	0	0	1	0	0	2	0.5
vs Saint Joseph's	11/26/2021		01:12	0-2	.000	0-0	.000	0-0	.000	1	1	2	0.4	0	0	0	0	0	0	0.4
vs Stetson	11/28/2021		05:40	0-0	.000	0-0	.000	0-0	.000	0	4	4	1.0	0	0	1	0	0	0	0.3
at William & Mary	12/05/2021		05:32	0-3	.000	0-1	.000	0-0	.000	1	2	3	1.3	2	0	0	0	0	0	0.3
Bowie St.	12/08/2021		20:00	2-6	.333	0-2	.000	2-5	.400	2	0	2	1.4	0	0	1	0	1	6	1.0
Norfolk St.	12/12/2021		04:00	0-0	.000	0-0	.000	1-2	.500	0	0	0	1.2	0	0	1	0	0	1	1.0
at Appalachian St.	12/18/2021		18:07	2-4	.500	0-0	.000	0-0	.000	0	3	3	1.4	1	2	5	0	5	4	1.3
at UTSA	01/13/2022		12:02	2-6	.333	1-4	.250	0-2	.000	0	1	1	1.4	1	1	0	0	1	5	1.6
at UTEP	01/15/2022		04:40	1-1	1.000	1-1	1.000	0-0	.000	0	0	0	1.3	0	0	0	0	0	3	1.8
Fla. Atlantic	01/17/2022		03:02	0-1	.000	0-1	.000	0-0	.000	0	2	2	1.3	0	0	2	0	0	0	1.6
Rice	01/20/2022		09:15	0-0	.000	0-0	.000	0-0	.000	0	0	0	1.2	1	3	0	0	0	0	1.5
North Texas	01/22/2022		18:45	1-3	.333	1-2	.500	2-2	1.000	0	1	1	1.2	1	2	0	0	0	5	1.7
Charlotte	01/26/2022		07:19	0-1	.000	0-0	.000	0-0	.000	0	0	0	1.1	0	0	0	0	0	0	1.6
at Charlotte	01/29/2022		00:50	0-0	.000	0-0	.000	0-0	.000	0	0	0	1.1	0	0	0	0	0	0	1.5
at Marshall	02/03/2022		08:31	1-1	1.000	0-0	.000	0-0	.000	0	1	1	1.1	1	1	0	0	1	2	1.6
at Western Ky.	02/05/2022		06:24	0-3	.000	0-1	.000	0-0	.000	0	0	0	1.0	1	1	0	0	1	0	1.5
FIU	02/07/2022		06:50	0-0	.000	0-0	.000	0-0	.000	0	3	3	1.1	0	2	3	0	0	0	1.4
at UAB	02/13/2022		06:17	0-0	.000	0-0	.000	0-0	.000	0	1	1	1.1	2	0	0	0	1	0	1.3
Marshall	02/17/2022		05:10	0-0	.000	0-0	.000	0-0	.000	0	0	0	1.0	1	0	0	0	1	0	1.3
Western Ky.	02/19/2022		11:11	0-2	.000	0-1	.000	0-0	.000	0	2	2	1.1	1	1	0	0	1	0	1.2
<b>Totals</b>			<b>0 176:17</b>	<b>10-36</b>	<b>.278</b>	<b>3-14</b>	<b>.214</b>	<b>5-11</b>	<b>.455</b>	<b>4</b>	<b>21</b>	<b>25</b>	<b>1.1</b>	<b>12</b>	<b>13</b>	<b>15</b>	<b>0</b>	<b>12</b>	<b>28</b>	<b>1.2</b>

## CAREER STATISTICS

SEASON	TEAM	GP-GS	MIN/AVG	Field Goals		3-Point		F-Throws		Rebounds				Scoring						
				FG-FGA	FG%	3FG-3FGA	3FG%	FT-FTA	FT%	OFF	DEF	TOT	AVG	PF-FO	A	TO	BLK	STL	PTS	AVG
2020-21	UCR	18-7	319/17.7	23-62	.371	2-8	.250	17-22	.773	5	28	33	1.8	40-1	28	31	1	29	65	3.6
2021-22	ODU	23-0	176/7.7	10-36	.278	3-14	.214	5-11	.455	4	21	25	1.1	12-0	13	15	0	12	28	1.2
<b>TOTAL FOR ODU</b>		<b>23-0</b>	<b>176/7.7</b>	<b>10-36</b>	<b>.278</b>	<b>3-14</b>	<b>.214</b>	<b>5-11</b>	<b>.455</b>	<b>4</b>	<b>21</b>	<b>25</b>	<b>1.1</b>	<b>12-0</b>	<b>13</b>	<b>15</b>	<b>0</b>	<b>12</b>	<b>28</b>	<b>1.2</b>
<b>TOTAL</b>		<b>41-7</b>	<b>495/12.1</b>	<b>33-98</b>	<b>.337</b>	<b>5-22</b>	<b>.227</b>	<b>22-33</b>	<b>.667</b>	<b>9</b>	<b>49</b>	<b>58</b>	<b>1.4</b>	<b>52-1</b>	<b>41</b>	<b>46</b>	<b>1</b>	<b>41</b>	<b>93</b>	<b>2.3</b>





# #1 MARIAH ADAMS

6-0 | SENIOR | GUARD | LITTLE ROCK, ARK. | ESTEM

## PLAYER NOTES

- Top-10 in C-USA in assist-to-turnover ratio (1.53, 4th), steals per game (2.12, 6th) and assists per game (4.2, 4th).
- Handed out six assists without committing a turnover at UAB.
- Scored in double figures for the fourth time this season with 11 vs. North Texas. Also matched a career high with seven boards.
- Set a career high with six steals at Temple. Also had nine points and six assists.
- Had one of her finest performances in an ODU uniform vs. Texas Tech. Set or matched career highs with 14 points, seven rebounds, seven assists and four steals while shooting 5-of-9 and 4-for-4 from the foul line.

## CAREER HIGHS

**PTS:** 14 (2x), last: Texas Tech - 11/27/21  
**RBS:** 7 (3x), last: North Texas - 1/22/22  
**AST:** 7, Texas Tech - 11/27/21  
**STL:** 6, Temple - 12/22/21  
**BLK:** 3, Norfolk State - 11/9/18  
**MIN:** 39 (2x), last: Charlotte - 1/29/22  
**FG:** 5 (6x), last: Texas Tech - 11/27/21  
**FGA:** 15, Saint Mary's - 12/22/18  
**3FG:** 3, Saint Mary's - 12/22/18  
**3FGA:** 9, Saint Mary's - 12/22/18  
**FT:** 6, William & Mary - 12/5/19  
**FTA:** 6 (3x), last: Temple - 12/22/21

## SEASON HIGHS

**PTS:** 14 (2x), last: Texas Tech - 11/27/21  
**RBS:** 7 (2x), last: North Texas - 1/22/22  
**AST:** 7, Texas Tech - 11/27/21  
**STL:** 6, Temple - 12/22/21  
**BLK:** 1 (3x), last: Marshall - 2/17/22  
**MIN:** 39 (2x), last: Charlotte - 1/29/22  
**FG:** 5 (2x), last: Texas Tech - 11/27/21  
**FGA:** 10 (2x), last: Charlotte - 1/26/22  
**3FG:** 2 (2x), last: Charlotte - 1/26/22  
**3FGA:** 5, Charlotte - 1/26/22  
**FT:** 5, Temple - 12/22/21  
**FTA:** 6, Temple - 12/22/21

## 2021-22 GAME-BY-GAME

Opponent	Date	GS	MIN	Total		3-Pointers		Free throws		Rebounds				PF	A	TO	BLK	STL	PTS	AVG
				FG-FGA	PCT	3FG-3FGA	PCT	FT-FTA	PCT	OFF	DEF	TOT	AVG							
South Carolina St.	11/09/2021	*	24:22	4-9	.444	0-2	.000	2-2	1.000	0	1	1	1.0	4	2	1	0	4	10	10.0
Auburn	11/14/2021	*	24:17	0-4	.000	0-2	.000	0-2	.000	0	2	2	1.5	4	2	4	0	1	0	5.0
George Washington	11/18/2021	*	35:05	1-7	.143	0-0	.000	0-0	.000	0	3	3	2.0	4	1	2	0	0	2	4.0
vs Saint Joseph's	11/26/2021		29:07	5-8	.625	2-2	1.000	2-2	1.000	1	4	5	2.8	3	6	2	0	2	14	6.5
vs Texas Tech	11/27/2021		34:12	5-9	.556	0-1	.000	4-4	1.000	1	6	7	3.6	4	7	1	0	4	14	8.0
vs Stetson	11/28/2021	*	35:09	3-5	.600	1-1	1.000	2-3	.667	2	2	4	3.7	2	6	3	0	4	9	8.2
at William & Mary	12/05/2021	*	33:38	1-5	.200	0-3	.000	0-0	.000	1	0	1	3.3	2	2	1	0	3	2	7.3
Bowie St.	12/08/2021	*	17:56	1-3	.333	0-2	.000	2-2	1.000	0	1	1	3.0	3	2	0	0	0	4	6.9
Norfolk St.	12/12/2021	*	24:34	0-2	.000	0-1	.000	1-2	.500	0	1	1	2.8	2	6	4	0	1	1	6.2
at Temple	12/22/2021		31:40	2-8	.250	0-2	.000	5-6	.833	2	0	2	2.7	5	6	7	0	6	9	6.5
at UTSA	01/13/2022	*	31:19	2-7	.286	0-4	.000	0-0	.000	0	0	0	2.5	2	5	3	0	1	4	6.3
at UTEP	01/15/2022	*	39:11	4-10	.400	0-1	.000	0-0	.000	1	4	5	2.7	1	3	4	0	4	8	6.4
Fla. Atlantic	01/17/2022	*	36:58	1-7	.143	0-2	.000	0-0	.000	2	1	3	2.7	1	5	5	0	3	2	6.1
Rice	01/20/2022	*	31:39	0-7	.000	0-1	.000	2-2	1.000	0	1	1	2.6	2	5	3	0	0	2	5.8
North Texas	01/22/2022	*	33:54	4-8	.500	0-2	.000	3-4	.750	3	4	7	2.9	4	6	4	0	1	11	6.1
Charlotte	01/26/2022	*	32:41	4-10	.400	2-5	.400	1-2	.500	0	3	3	2.9	4	5	2	0	2	11	6.4
at Charlotte	01/29/2022	*	39:10	2-3	.667	1-1	1.000	2-2	1.000	1	5	6	3.1	2	5	1	0	3	7	6.5
at Marshall	02/03/2022	*	31:29	1-6	.167	0-1	.000	4-4	1.000	0	3	3	3.1	1	3	3	0	1	6	6.4
at Western Ky.	02/05/2022	*	31:59	2-8	.250	0-2	.000	0-0	.000	1	1	2	3.0	2	5	3	0	2	4	6.3
FIU	02/07/2022	*	32:22	2-5	.400	0-1	.000	2-2	1.000	0	2	2	3.0	4	2	7	1	3	6	6.3
Middle Tenn.	02/10/2022	*	32:33	2-6	.333	0-2	.000	0-0	.000	0	0	0	2.8	4	4	2	1	1	4	6.2
at UAB	02/13/2022	*	33:43	2-7	.286	0-2	.000	1-2	.500	1	3	4	2.9	3	6	0	0	1	5	6.1
Marshall	02/17/2022	*	30:03	1-3	.333	0-1	.000	0-0	.000	0	3	3	2.9	3	1	1	1	0	2	6.0
Western Ky.	02/19/2022	*	24:47	0-3	.000	0-0	.000	0-0	.000	0	2	2	2.8	1	6	3	0	4	0	5.7
<b>Totals</b>		<b>21</b>	<b>751:49</b>	<b>49-150</b>	<b>.327</b>	<b>6-41</b>	<b>.146</b>	<b>33-41</b>	<b>.805</b>	<b>16</b>	<b>52</b>	<b>68</b>	<b>2.8</b>	<b>67</b>	<b>101</b>	<b>66</b>	<b>3</b>	<b>51</b>	<b>137</b>	<b>5.7</b>

## CAREER STATISTICS

SEASON	TEAM	Field Goals		3-Point		F-Throws		Rebounds				Scoring								
		GP-GS	MIN/AVG	FG-FGA	FG%	3FG-3FGA	3FG%	FT-FTA	FT%	OFF	DEF	TOT	AVG	PF-FO	A	TO	BLK	STL	PTS	AVG
2018-19	ODU	32-4	741/23.2	52-168	.310	22-90	.244	29-39	.744	19	74	93	2.9	71-1	60	43	7	24	155	4.8
2019-20	ODU	28-2	657/23.5	62-156	.397	13-50	.260	29-39	.744	28	71	99	3.5	52-0	62	52	7	28	166	5.9
2020-21	ODU	24-24	769/32.0	79-203	.389	15-41	.366	29-40	.725	29	70	99	4.1	66-2	96	54	9	30	202	8.4
2021-22	ODU	24-21	752/31.3	49-150	.327	6-41	.146	33-41	.805	16	52	68	2.8	67-1	101	66	3	51	137	5.7
<b>TOTAL</b>	<b>108-51</b>	<b>2919/27.0</b>	<b>242-677</b>	<b>.357</b>	<b>56-222</b>	<b>.252</b>	<b>120-159</b>	<b>.755</b>	<b>92</b>	<b>267</b>	<b>359</b>	<b>3.3</b>	<b>256-4</b>	<b>319</b>	<b>215</b>	<b>26</b>	<b>133</b>	<b>660</b>	<b>6.1</b>	



# #2 IGGY ALLEN

5-11 | GRADUATE | GUARD | POMPANO BEACH, FLA. | DILLARD | FLORIDA ATLANTIC

## PLAYER NOTES

- A Preseason All-Conference USA honoree.
- 2x Conference USA Player of the Week this season (Nov. 15, Feb. 14).
- Ranks third in C-USA in double-doubles (seven), fifth in rebounds per game (7.8) and is ninth in points per game (14.5).
- Hit the 20-point plateau for the sixth time this season with 29 points at UAB. Set a career high with six made 3-pointers.
- Recorded a fifth double-double in a seven-game span with 20 points and 13 rebounds vs. Rice.
- Set a new season high with 23 points at Appalachian State. Made 10 of 15 shots, including 3-of-4 from deep.
- Matched her season high with 15 boards vs. NSU. Chipped in 15 points for her 2nd double-double of the year.
- Set a career high with seven assists vs. Stetson, also had three steals and three treys.

## CAREER HIGHS

**PTS:** 35, WKU - 2/5/21\*  
**RBS:** 18, Southern Miss - 2/26/21\*  
**AST:** 7, Stetson - 11/28/21  
**STL:** 6, Old Dominion - 1/9/21\*  
**BLK:** 3, WKU - 2/5/21\*  
**MIN:** 39, Auburn - 11/14/21  
**FG:** 14, WKU - 2/5/21\*  
**FGA:** 25 (4x), last: UAB - 3/10/21\*  
**3FG:** 6, UAB - 2/12/22  
**3FGA:** 12, WKU - 2/5/22  
**FT:** 9 (3x), last: Middle Tennessee - 2/10/22  
**FTA:** 12, Middle Tennessee - 2/10/22  
 \*at previous school

## SEASON HIGHS

**PTS:** 29, UAB - 2/12/22  
**RBS:** 15 (2x), last: Norfolk State - 12/12/21  
**AST:** 7, Stetson - 11/28/21  
**STL:** 3 (6x), last: Florida Atlantic - 1/17/22  
**BLK:** 1 (5x), last: Middle Tennessee - 2/10/22  
**MIN:** 39, Auburn - 11/14/21  
**FG:** 11, UAB - 2/12/22  
**FGA:** 24, Charlotte - 1/26/22  
**3FG:** 6, UAB - 2/12/22  
**3FGA:** 12, WKU - 2/5/22  
**FT:** 9 (2x), last: Middle Tennessee - 2/10/22  
**FTA:** 12, Middle Tennessee - 2/10/22


## 2021-22 GAME-BY-GAME

Opponent	Date	GS	MIN	Total		3-Pointers		Free throws		Rebounds				PF	A	TO	BLK	STL	PTS	AVG	
				FG-FGA	PCT	3FG-3FGA	PCT	FT-FTA	PCT	OFF	DEF	TOT	AVG								
South Carolina St.	11/09/2021	*	22:23	6-13	.462	2-2	1.000	1-2	.500	3	4	7	7.0	2	1	0	0	3	15	15.0	
Auburn	11/14/2021	*	38:21	7-17	.412	3-6	.500	4-6	.667	5	10	15	11.0	3	1	2	0	2	21	18.0	
George Washington	11/18/2021	*	31:31	3-13	.231	1-3	.333	2-3	.667	1	7	8	10.0	1	2	0	1	1	9	15.0	
at VCU	11/21/2021	*	36:56	3-14	.214	0-5	.000	0-1	.000	0	4	4	8.5	4	0	1	0	2	6	12.8	
vs Saint Joseph's	11/26/2021	*	17:53	6-8	.750	3-4	.750	0-0	.000	1	3	4	7.6	4	0	1	0	0	15	13.2	
vs Texas Tech	11/27/2021	*	32:13	5-14	.357	2-5	.400	0-0	.000	2	6	8	7.7	2	1	2	0	0	12	13.0	
vs Stetson	11/28/2021	*	34:02	6-17	.353	3-8	.375	1-2	.500	3	3	6	7.4	1	7	0	0	3	16	13.4	
at William & Mary	12/05/2021	*	31:35	7-14	.500	2-3	.667	0-0	.000	0	8	8	7.5	3	4	5	0	3	16	13.8	
Bowie St.	12/08/2021	*	16:42	1-10	.100	0-4	.000	0-1	.000	1	4	5	7.2	0	2	2	0	1	2	12.4	
Norfolk St.	12/12/2021	*	26:17	4-11	.364	0-4	.000	7-9	.778	6	9	15	8.0	1	2	4	0	1	15	12.7	
at Appalachian St.	12/18/2021	*	23:13	10-15	.667	3-4	.750	0-0	.000	0	8	8	8.0	2	2	1	0	1	23	13.6	
at Temple	12/22/2021	*	37:12	6-19	.316	1-4	.250	9-9	1.000	8	4	12	8.3	3	1	2	1	3	22	14.3	
at UTSA	01/13/2022	*	33:42	8-17	.471	0-3	.000	3-4	.750	0	10	10	8.5	1	1	1	0	3	19	14.7	
at UTEP	01/15/2022	*	29:24	4-12	.333	0-4	.000	1-1	1.000	0	5	5	8.2	3	2	2	0	1	9	14.3	
Fla. Atlantic	01/17/2022	*	34:32	5-20	.250	0-6	.000	3-6	.500	6	6	12	8.5	2	1	2	0	3	13	14.2	
Rice	01/20/2022	*	31:59	7-17	.412	2-6	.333	4-4	1.000	7	6	13	8.8	3	0	3	0	1	20	14.6	
North Texas	01/22/2022	*	25:46	5-16	.313	0-6	.000	3-4	.750	2	4	6	8.6	4	0	1	0	1	13	14.5	
Charlotte	01/26/2022	*	34:19	6-24	.250	0-4	.000	2-3	.667	2	4	6	8.4	4	1	2	0	2	14	14.4	
at Charlotte	01/29/2022	*	34:48	3-14	.214	2-7	.286	3-4	.750	3	0	3	8.2	3	2	4	0	1	11	14.3	
at Marshall	02/03/2022	*	25:40	3-13	.231	1-7	.143	1-2	.500	2	5	7	8.1	2	1	1	0	1	8	14.0	
at Western Ky.	02/05/2022	*	37:52	8-18	.444	4-12	.333	2-2	1.000	3	5	8	8.1	4	1	3	1	2	22	14.3	
FIU	02/07/2022	*	29:28	5-11	.455	2-4	.500	2-2	1.000	3	2	5	8.0	3	3	3	1	1	14	14.3	
Middle Tenn.	02/10/2022	*	32:48	2-12	.167	0-2	.000	9-12	.750	5	4	9	8.0	1	2	1	1	1	13	14.3	
at UAB	02/13/2022	*	33:12	11-18	.611	6-9	.667	1-1	1.000	0	1	1	7.7	2	1	2	0	0	29	14.9	
Marshall	02/17/2022	*	35:12	1-16	.063	1-8	.125	1-4	.250	1	4	5	7.6	3	2	1	0	2	4	14.4	
Western Ky.	02/19/2022	*	31:05	5-15	.333	2-7	.286	4-4	1.000	4	10	14	7.8	2	0	1	0	0	16	14.5	
<b>Totals</b>			<b>26</b>	<b>798:05</b>	<b>137-388</b>	<b>.353</b>	<b>40-137</b>	<b>.292</b>	<b>63-86</b>	<b>.733</b>	<b>68</b>	<b>136</b>	<b>204</b>	<b>7.8</b>	<b>63</b>	<b>40</b>	<b>47</b>	<b>5</b>	<b>39</b>	<b>377</b>	<b>14.5</b>

## CAREER STATISTICS

SEASON	TEAM	GP-GS	MIN/AVG	Field Goals		3-Point		F-Throws		Rebounds				Scoring						
				FG-FGA	FG%	3FG-3FGA	3FG%	FT-FTA	FT%	OFF	DEF	TOT	AVG	PF-FO	A	TO	BLK	STL	PTS	AVG
2016-17	MSU	20-0	111/5.6	22-46	.478	0-1	.000	9-14	.643	8	9	17	0.9	13-0	9	16	0	8	53	2.7
2019-20	Miami	12-0	109/9.1	9-27	.333	1-4	.250	4-8	.500	11	7	18	1.5	15-0	5	13	0	6	23	1.9
2020-21	FAU	22-22	717/32.6	186-427	.436	50-129	.388	67-96	.698	62	178	240	10.9	81-5	53	88	6	49	489	22.2
2021-22	ODU	26-26	798/30.7	137-388	.353	40-137	.292	63-86	.733	68	136	204	7.8	63-0	40	47	5	39	377	14.5
<b>TOTAL FOR ODU</b>		<b>26-26</b>	<b>798/30.7</b>	<b>137-388</b>	<b>.353</b>	<b>40-137</b>	<b>.292</b>	<b>63-86</b>	<b>.733</b>	<b>68</b>	<b>136</b>	<b>204</b>	<b>7.8</b>	<b>63-0</b>	<b>40</b>	<b>47</b>	<b>5</b>	<b>39</b>	<b>377</b>	<b>14.5</b>
<b>TOTAL</b>		<b>80-48</b>	<b>1735/21.7</b>	<b>354-888</b>	<b>.399</b>	<b>91-271</b>	<b>.336</b>	<b>143-204</b>	<b>.701</b>	<b>149</b>	<b>330</b>	<b>479</b>	<b>6.0</b>	<b>172-5</b>	<b>107</b>	<b>164</b>	<b>11</b>	<b>102</b>	<b>942</b>	<b>11.8</b>





# #3 TALEAH WASHINGTON

5-7 | JUNIOR | GUARD | DISTRICT HEIGHTS, MD. | FORESTVILLE | SYRACUSE

## PLAYER NOTES

- Played in her 50th career game at Appalachian State. Also made the first start of her three-year career.
- Set a new career high with 12 points vs. Norfolk State, going 3-of-5 from deep. Also a personal best in made treys.
- Matched her season high with six points and handed out a personal-best five assists vs. Bowie State.
- Set a new career high with two blocks vs. Auburn.
- Made her ODU debut vs. S.C. State and scored six points. Made a career-high four free throws and matched a personal-best with five attempts from the line.
- A two-year player at Syracuse. Reached the Round of 32 in the 2021 NCAA Tournament. A member of the SAAC Equity Group.

## CAREER HIGHS

**PTS:** 12, Norfolk State - 12/12/21  
**RBS:** 4 (2x), last: UMBC - 12/8/19\*  
**AST:** 5, Bowie State - 12/8/21  
**STL:** 2 (2x), last: Norfolk State - 12/12/21  
**BLK:** 2, Auburn - 11/14/21  
**MIN:** 25, Appalachian State - 12/18/21  
**FG:** 4 (4x), last: Norfolk State - 12/12/21  
**FGA:** 11, UMES - 11/12/19\*  
**3FG:** 3, Norfolk State - 12/12/21  
**3FGA:** 8, UMES - 11/12/19\*  
**FT:** 4, S.C. State - 11/9/21  
**FTA:** 5 (2x), last: S.C. State - 11/9/21  
 \*at previous school

## 2021-22 GAME-BY-GAME


Opponent	Date	GS	MIN	Total		3-Pointers		Free throws		Rebounds				PF A TO BLK STL PTS AVG						
				FG-FGA	PCT	3FG-3FGA	PCT	FT-FTA	PCT	OFF	DEF	TOT	AVG	PF	A	TO	BLK	STL	PTS	AVG
South Carolina St.	11/09/2021		13:27	1-5	.200	0-1	.000	4-5	.800	0	2	2	2.0	1	1	3	1	1	6	6.0
Auburn	11/14/2021		08:16	0-1	.000	0-0	.000	0-0	.000	0	2	2	2.0	0	0	2	2	0	0	3.0
George Washington	11/18/2021		05:35	0-2	.000	0-2	.000	0-0	.000	1	1	2	2.0	1	0	1	0	0	0	2.0
at VCU	11/21/2021		12:21	2-4	.500	0-2	.000	0-2	.000	0	1	1	1.8	0	1	1	0	0	4	2.5
at William & Mary	12/05/2021		03:09	1-2	.500	1-2	.500	0-0	.000	0	0	0	1.4	0	0	1	0	0	3	2.6
Bowie St.	12/08/2021		17:19	2-6	.333	2-5	.400	0-0	.000	0	0	0	1.2	0	5	0	0	0	6	3.2
Norfolk St.	12/12/2021		15:15	4-6	.667	3-5	.600	1-2	.500	0	0	0	1.0	1	3	4	0	2	12	4.4
at Appalachian St.	12/18/2021	*	24:47	2-7	.286	1-4	.250	1-1	1.000	0	1	1	1.0	2	0	3	0	1	6	4.6
at Temple	12/22/2021	*	15:43	0-3	.000	0-2	.000	0-0	.000	0	1	1	1.0	1	0	0	0	0	0	4.1
<b>Totals</b>		<b>2</b>	<b>115:51</b>	<b>12-36</b>	<b>.333</b>	<b>7-23</b>	<b>.304</b>	<b>6-10</b>	<b>.600</b>	<b>1</b>	<b>8</b>	<b>9</b>	<b>1.0</b>	<b>6</b>	<b>10</b>	<b>15</b>	<b>3</b>	<b>4</b>	<b>37</b>	<b>4.1</b>

## SEASON HIGHS

**PTS:** 12, Norfolk State - 12/12/21  
**RBS:** 2 (3x), last: George Washington - 11/18/21  
**AST:** 5, Bowie State - 12/8/21  
**STL:** 2, Norfolk State - 12/12/21  
**BLK:** 2, Auburn - 11/14/21  
**MIN:** 25, Appalachian State - 12/18/21  
**FG:** 4, Norfolk State - 12/12/21  
**FGA:** 7, Appalachian State - 12/18/21  
**3FG:** 3, Norfolk State - 12/12/21  
**3FGA:** 5 (2x), last: Norfolk State - 12/12/21  
**FT:** 4, S.C. State - 11/9/21  
**FTA:** 5, S.C. State - 11/9/21

## CAREER STATISTICS

SEASON	TEAM	GP-GS	MIN/AVG	Field Goals		3-Point		F-Throws		Rebounds				Scoring						
				FG-FGA	FG%	3FG-3FGA	3FG%	FT-FTA	FT%	OFF	DEF	TOT	AVG	PF	FO	A	TO	BLK	STL	PTS
2019-20	Syr	29-0	310/10.7	33-109	.303	16-66	.242	10-18	.556	13	13	26	0.9	31-1	12	20	1	7	92	3.2
2020-21	Syr	13-0	146/11.3	8-31	.258	3-21	.143	2-2	1.000	3	10	13	1.0	8-0	4	9	0	3	21	1.6
2021-22	ODU	9-2	116/12.9	12-36	.333	7-23	.304	6-10	.600	1	8	9	1.0	6-0	10	15	3	4	37	4.1
<b>TOTAL FOR ODU</b>		<b>9-2</b>	<b>116/12.9</b>	<b>12-36</b>	<b>.333</b>	<b>7-23</b>	<b>.304</b>	<b>6-10</b>	<b>.600</b>	<b>1</b>	<b>8</b>	<b>9</b>	<b>1.0</b>	<b>6-0</b>	<b>10</b>	<b>15</b>	<b>3</b>	<b>4</b>	<b>37</b>	<b>4.1</b>
<b>TOTAL</b>		<b>51-2</b>	<b>572/11.2</b>	<b>53-176</b>	<b>.301</b>	<b>26-110</b>	<b>.236</b>	<b>18-30</b>	<b>.600</b>	<b>17</b>	<b>31</b>	<b>48</b>	<b>0.9</b>	<b>45-1</b>	<b>26</b>	<b>44</b>	<b>4</b>	<b>14</b>	<b>150</b>	<b>2.9</b>



# #4 AZIAH HUDSON

5-6 | SENIOR | GUARD | BALDWIN, N.Y. | BALDWIN

## PLAYER NOTES

- Set the game high and fell one shy of her career high with 22 points vs. WKU on Senior Day. Made a season-best four 3-pointers and shot 8-of-9 from the field. Added three steals as well. Has six games with multiple treys this season.
- Scored 12 points with two 3-pointers and a 4-of-4 showing from the foul line at Marshall.
- Had season highs of three rebounds and three assists at Appalachian State.
- Scored a season-high eight points vs. Texas Tech. Made her first two 3-pointers of the season vs. the Lady Raiders, both in the fourth quarter to end TTU's comeback bid. Her first trey ended an 8-0 run and restored ODU's double-digit lead.

## CAREER HIGHS

**PTS:** 23, Marshall - 2/6/21  
**RBS:** 4 (3x), last: Charlotte - 2/13/21  
**AST:** 6, WKU - 3/9/21  
**STL:** 4, Florida Atlantic - 2/26/20  
**BLK:** 2 (2x), last: Florida Atlantic - 1/8/21  
**MIN:** 46, Charlotte - 2/10/21  
**FG:** 8 (2x), last: WKU - 2/19/22  
**FGA:** 16, FIU - 1/1/21  
**3FG:** 6, LA Tech - 2/1/20  
**3FGA:** 14, Marshall - 3/2/19  
**FT:** 7, Campbell - 11/6/18  
**FTA:** 7, Campbell - 11/6/18

## SEASON HIGHS

**PTS:** 22, WKU - 2/19/22  
**RBS:** 3 (2x), last: Florida Atlantic - 1/17/22  
**AST:** 3, Appalachian State - 12/18/21  
**STL:** 3, WKU - 2/19/22  
**BLK:** 1, Marshall - 2/17/22  
**MIN:** 27, Texas Tech - 11/27/21  
**FG:** 8, WKU - 2/19/22  
**FGA:** 9, WKU - 2/19/22  
**3FG:** 4, WKU - 2/19/22  
**3FGA:** 6 (2x), last: North Texas - 1/22/22  
**FT:** 4 (2x), last: Marshall - 2/17/22  
**FTA:** 5, VCU - 11/21/21

## 2021-22 GAME-BY-GAME

Opponent	Date	GS	MIN	Total		3-Pointers		Free throws		Rebounds				PF	A	TO	BLK	STL	PTS	AVG
				FG-FGA	PCT	3FG-3FGA	PCT	FT-FTA	PCT	OFF	DEF	TOT	AVG							
South Carolina St.	11/09/2021		18:26	1-5	.200	0-4	.000	0-2	.000	0	0	0	0.0	1	1	1	0	1	2	2.0
Auburn	11/14/2021		16:24	0-4	.000	0-3	.000	2-2	1.000	0	0	0	0.0	1	0	0	0	2	2	2.0
George Washington	11/18/2021		16:05	0-2	.000	0-2	.000	0-0	.000	1	0	1	0.3	0	0	0	0	1	0	1.3
at VCU	11/21/2021		19:04	0-3	.000	0-2	.000	3-5	.600	0	0	0	0.3	3	0	1	0	1	3	1.8
vs Saint Joseph's	11/26/2021		17:27	0-6	.000	0-5	.000	0-0	.000	1	0	1	0.4	0	2	0	0	0	0	1.4
vs Texas Tech	11/27/2021		27:04	3-6	.500	2-4	.500	0-1	.000	0	0	0	0.3	0	0	0	0	0	8	2.5
vs Stetson	11/28/2021		06:04	0-2	.000	0-1	.000	0-0	.000	0	0	0	0.3	3	1	1	0	1	0	2.1
at William & Mary	12/05/2021		12:38	1-3	.333	1-2	.500	0-0	.000	0	1	1	0.4	2	0	1	0	0	3	2.3
Bowie St.	12/08/2021		12:08	3-6	.500	2-5	.400	0-0	.000	0	1	1	0.4	0	0	1	0	2	8	2.9
Norfolk St.	12/12/2021		20:27	2-4	.500	2-4	.500	0-0	.000	0	0	0	0.4	1	0	1	0	2	6	3.2
at Appalachian St.	12/18/2021		21:44	2-4	.500	0-0	.000	1-1	1.000	0	3	3	0.6	1	3	0	0	2	5	3.4
at Temple	12/22/2021		13:08	1-2	.500	1-2	.500	0-0	.000	0	0	0	0.6	0	0	0	0	2	3	3.3
at UTSA	01/13/2022		17:56	0-6	.000	0-6	.000	0-0	.000	0	0	0	0.5	1	0	0	0	0	0	3.1
at UTEP	01/15/2022		16:17	1-3	.333	0-2	.000	0-0	.000	0	0	0	0.5	1	0	0	0	1	2	3.0
Fla. Atlantic	01/17/2022		13:53	1-6	.167	1-4	.250	0-0	.000	2	1	3	0.7	1	0	1	0	0	3	3.0
Rice	01/20/2022		16:27	1-3	.333	1-3	.333	0-0	.000	0	0	0	0.6	2	1	0	0	0	3	3.0
North Texas	01/22/2022		21:40	1-7	.143	1-6	.167	1-2	.500	1	0	1	0.6	1	0	1	0	0	4	3.1
Charlotte	01/26/2022		06:25	0-0	.000	0-0	.000	0-0	.000	0	0	0	0.6	1	0	0	0	0	0	2.9
at Charlotte	01/29/2022		07:18	2-3	.667	2-2	1.000	0-0	.000	0	0	0	0.6	1	0	0	0	0	6	3.1
at Marshall	02/03/2022		16:32	3-6	.500	2-4	.500	4-4	1.000	0	2	2	0.7	1	0	2	0	1	12	3.5
at Western Ky.	02/05/2022		22:18	2-7	.286	1-5	.200	1-2	.500	1	1	2	0.7	3	1	3	0	0	6	3.6
FIU	02/07/2022		17:35	2-7	.286	1-3	.333	0-0	.000	0	1	1	0.7	0	2	0	0	0	5	3.7
Middle Tenn.	02/10/2022		19:37	2-2	1.000	1-1	1.000	2-3	.667	0	0	0	0.7	0	1	0	0	1	7	3.8
at UAB	02/13/2022		17:17	2-3	.667	1-2	.500	0-0	.000	0	1	1	0.7	3	0	2	0	1	5	3.9
Marshall	02/17/2022		16:41	1-3	.333	1-2	.500	4-4	1.000	2	0	2	0.8	0	1	1	1	1	7	4.0
Western Ky.	02/19/2022	*	24:58	8-9	.889	4-5	.800	2-2	1.000	0	1	1	0.8	4	0	0	0	3	22	4.7
<b>Totals</b>			<b>1 435:33</b>	<b>39-112</b>	<b>.348</b>	<b>24-79</b>	<b>.304</b>	<b>20-28</b>	<b>.714</b>	<b>8</b>	<b>12</b>	<b>20</b>	<b>0.8</b>	<b>31</b>	<b>13</b>	<b>16</b>	<b>1</b>	<b>22</b>	<b>122</b>	<b>4.7</b>

## CAREER STATISTICS

SEASON	TEAM	GP-GS	MIN/AVG	Field Goals		3-Point		F-Throws		Rebounds				Scoring						
				FG-FGA	FG%	3FG-3FGA	3FG%	FT-FTA	FT%	OFF	DEF	TOT	AVG	PF-FO	A	TO	BLK	STL	PTS	AVG
2018-19	ODU	32-12	819/25.6	87-249	.349	55-181	.304	41-59	.695	6	29	35	1.1	46-0	21	36	5	24	270	8.4
2019-20	ODU	30-2	645/21.5	66-183	.361	48-141	.340	16-18	.889	7	22	29	1.0	37-0	24	12	1	13	196	6.5
2020-21	ODU	23-7	663/28.8	66-166	.398	31-98	.316	29-37	.784	16	24	40	1.7	40-1	24	17	3	16	192	8.3
2021-22	ODU	26-1	436/16.8	39-112	.348	24-79	.304	20-28	.714	8	12	20	0.8	31-0	13	16	1	22	122	4.7
<b>TOTAL</b>		<b>111-22</b>	<b>2563/23.1</b>	<b>258-710</b>	<b>.363</b>	<b>158-499</b>	<b>.317</b>	<b>106-142</b>	<b>.746</b>	<b>37</b>	<b>87</b>	<b>124</b>	<b>1.1</b>	<b>154-1</b>	<b>82</b>	<b>81</b>	<b>10</b>	<b>75</b>	<b>780</b>	<b>7.0</b>



# #5 ASHANTI BARNES-WILLIAMS

6-1 | FRESHMAN | FORWARD | NORFOLK, VA. | LAKE TAYLOR

## PLAYER NOTES

- Grabbed a season-high four rebounds at home vs. WKU. Also shot 2-of-4 from the field for four points.
- Made her only shot of the night and had two points, one block and one steal vs. FIU.
- Set season highs with six points, three rebounds and one block vs. Bowie State. Also played a season-high 17 minutes, shooting 3-of-6 from the floor.
- Made her collegiate debut against S.C. State. Filled the box score with five points, two rebounds, two assists and two steals. Played 13 minutes, the most among the Monarchs' five freshmen.
- A top-150 recruit by ProspectsNation.com. Won a 4A state title with Lake Taylor in Norfolk. 4A All-State in 2020 and a former first team all-region and second team all-Tidewater honoree.

## CAREER HIGHS

**PTS:** 6, Bowie State - 12/8/21  
**RBS:** 4, WKU - 2/19/22  
**AST:** 2, S.C. State - 11/9/21  
**STL:** 2, S.C. State - 11/9/21  
**BLK:** 1, Bowie State - 12/8/21  
**MIN:** 17, Bowie State - 12/8/21  
**FG:** 3, Bowie State - 12/8/21  
**FGA:** 6, Bowie State - 12/8/21  
**3FG:** ---  
**3FGA:** 2, S.C. State - 11/9/21  
**FT:** 3, S.C. State - 11/9/21  
**FTA:** 5, S.C. State - 11/9/21

## 2021-22 GAME-BY-GAME

Opponent	Date	GS	MIN	Total		3-Pointers		Free throws		Rebounds				PF	A	TO	BLK	STL	PTS	AVG
				FG-FGA	PCT	3FG-3FGA	PCT	FT-FTA	PCT	OFF	DEF	TOT	AVG							
South Carolina St.	11/09/2021		13:42	1-4	.250	0-2	.000	3-5	.600	1	1	2	2.0	4	2	1	0	2	5	5.0
Auburn	11/14/2021		00:53	0-0	.000	0-0	.000	0-0	.000	0	0	0	1.0	1	0	0	0	0	0	2.5
at VCU	11/21/2021		01:30	0-0	.000	0-0	.000	0-0	.000	0	0	0	0.7	0	0	0	0	0	0	1.7
vs Saint Joseph's	11/26/2021		02:47	0-1	.000	0-0	.000	0-0	.000	0	0	0	0.5	0	0	0	0	0	0	1.3
vs Stetson	11/28/2021		04:00	0-2	.000	0-0	.000	0-0	.000	0	0	0	0.4	2	0	1	0	0	0	1.0
Bowie St.	12/08/2021		17:17	3-6	.500	0-0	.000	0-0	.000	2	1	3	0.8	2	0	1	1	0	6	1.8
Norfolk St.	12/12/2021		05:49	0-1	.000	0-0	.000	0-0	.000	0	1	1	0.9	0	1	0	0	1	0	1.6
at Western Ky.	02/05/2022		01:28	0-0	.000	0-0	.000	0-0	.000	0	0	0	0.8	0	0	0	0	0	0	1.4
FIU	02/07/2022		03:09	1-1	1.000	0-0	.000	0-0	.000	1	0	1	0.8	0	0	0	0	1	2	1.4
Middle Tenn.	02/10/2022		07:49	1-4	.250	0-1	.000	0-0	.000	1	1	2	0.9	1	1	0	0	0	2	1.5
at UAB	02/13/2022		07:19	0-2	.000	0-0	.000	0-0	.000	1	0	1	0.9	1	0	1	1	0	0	1.4
Marshall	02/17/2022		07:49	0-1	.000	0-0	.000	0-0	.000	0	2	2	1.0	0	0	1	0	0	0	1.3
Western Ky.	02/19/2022		08:02	2-4	.500	0-0	.000	0-0	.000	3	1	4	1.2	4	1	0	0	0	4	1.5
<b>Totals</b>		<b>0</b>	<b>81:34</b>	<b>8-26</b>	<b>.308</b>	<b>0-3</b>	<b>.000</b>	<b>3-5</b>	<b>.600</b>	<b>9</b>	<b>7</b>	<b>16</b>	<b>1.2</b>	<b>15</b>	<b>5</b>	<b>5</b>	<b>2</b>	<b>4</b>	<b>19</b>	<b>1.5</b>

## SEASON HIGHS

**PTS:** 6, Bowie State - 12/8/21  
**RBS:** 4, WKU - 2/19/22  
**AST:** 2, S.C. State - 11/9/21  
**STL:** 2, S.C. State - 11/9/21  
**BLK:** 1 (2x), last: UAB - 2/12/22  
**MIN:** 17, Bowie State - 12/8/21  
**FG:** 3, Bowie State - 12/8/21  
**FGA:** 6, Bowie State - 12/8/21  
**3FG:** ---  
**3FGA:** 2, S.C. State - 11/9/21  
**FT:** 3, S.C. State - 11/9/21  
**FTA:** 5, S.C. State - 11/9/21

## CAREER STATISTICS

SEASON	TEAM	GP-GS	MIN/AVG	Field Goals		3-Point		F-Throws		Rebounds				Scoring						
				FG-FGA	FG%	3FG-3FGA	3FG%	FT-FTA	FT%	OFF	DEF	TOT	AVG	PF-FO	A	TO	BLK	STL	PTS	AVG
2021-22	ODU	13-0	82/6.3	8-26	.308	0-3	.000	3-5	.600	9	7	16	1.2	15-0	5	5	2	4	19	1.5
<b>TOTAL</b>		<b>13-0</b>	<b>82/6.3</b>	<b>8-26</b>	<b>.308</b>	<b>0-3</b>	<b>.000</b>	<b>3-5</b>	<b>.600</b>	<b>9</b>	<b>7</b>	<b>16</b>	<b>1.2</b>	<b>15-0</b>	<b>5</b>	<b>5</b>	<b>2</b>	<b>4</b>	<b>19</b>	<b>1.5</b>





# #11 KAYE CLARK

5-7 | JUNIOR | GUARD | MILWAUKEE, WISC. | RUFUS KING | TRINITY VALLEY

## PLAYER NOTES

- Set a season high with six rebounds at Marshall. Also matched a personal best with two blocks.
- Has multiple steals in 12 games, including a trio of four-steal outings.
- Came off the bench to score a personal-best 15 points vs. Stetson. Made six of her nine shots, including a pair of 3-pointers, and had three steals. Played a season-high 37 minutes.
- Had seven points vs. Saint Joseph's. Scored the last five points of the first half for the Monarchs. Set season highs in minutes (33) and assists (three) vs. the Hawks.
- A Second Team NJCAA All-American in 2021. Averaged 14.2 points, 5.5 rebounds and 4.3 assists on .534 shooting that season. Guided Trinity Valley to a 22-3 record and the NJCAA title game.

## CAREER HIGHS

**PTS:** 15, Stetson - 11/28/21  
**RBS:** 6, Marshall - 2/3/22  
**AST:** 4 (2x), last: Norfolk State - 12/12/21  
**STL:** 4 (3x), last: Norfolk State - 12/12/21  
**BLK:** 2 (2x), last: Marshall - 2/3/22  
**MIN:** 37, Stetson - 11/28/21  
**FG:** 6, Stetson - 11/28/21  
**FGA:** 9, Stetson - 11/28/21  
**3FG:** 2 (3x), last: UAB - 2/12/22  
**3FGA:** 4, WKU - 2/5/22  
**FT:** 2 (5x), last: WKU - 2/19/22  
**FTA:** 4 (2x), last: FIU - 2/7/22

## SEASON HIGHS


**PTS:** 15, Stetson - 11/28/21  
**RBS:** 6, Marshall - 2/3/22  
**AST:** 4 (2x), last: Norfolk State - 12/12/21  
**STL:** 4 (3x), last: Norfolk State - 12/12/21  
**BLK:** 2 (2x), last: Marshall - 2/3/22  
**MIN:** 37, Stetson - 11/28/21  
**FG:** 6, Stetson - 11/28/21  
**FGA:** 9, Stetson - 11/28/21  
**3FG:** 2 (3x), last: UAB - 2/12/22  
**3FGA:** 4, WKU - 2/5/22  
**FT:** 2 (5x), last: Florida Atlantic - 1/17/22  
**FTA:** 4 (2x), last: FIU - 2/7/22

## 2021-22 GAME-BY-GAME

Opponent	Date	GS	MIN	Total		3-Pointers		Free throws		Rebounds				PF	A	TO	BLK	STL	PTS	AVG	
				FG-FGA	PCT	3FG-3FGA	PCT	FT-FTA	PCT	OFF	DEF	TOT	AVG								
South Carolina St.	11/09/2021	*	22:10	4-8	.500	2-3	.667	1-2	.500	4	1	5	5.0	2	1	3	1	4	11	11.0	
Auburn	11/14/2021	*	26:26	0-1	.000	0-1	.000	2-2	1.000	0	0	0	2.5	3	1	1	0	1	2	6.5	
George Washington	11/18/2021	*	29:59	3-8	.375	0-3	.000	0-0	.000	0	3	3	2.7	1	2	1	2	3	6	6.3	
at VCU	11/21/2021	*	24:56	3-7	.429	0-1	.000	0-0	.000	2	3	5	3.3	3	2	3	0	2	6	6.3	
vs Saint Joseph's	11/26/2021	*	33:36	3-5	.600	1-2	.500	0-0	.000	2	1	3	3.2	1	3	0	1	1	7	6.4	
vs Texas Tech	11/27/2021	*	21:02	0-4	.000	0-0	.000	0-0	.000	4	1	5	3.5	5	3	3	1	2	0	5.3	
vs Stetson	11/28/2021		37:16	6-9	.667	2-3	.667	1-4	.250	0	2	2	3.3	3	2	2	0	3	15	6.7	
at William & Mary	12/05/2021	*	29:26	3-7	.429	0-2	.000	2-2	1.000	2	1	3	3.3	1	4	2	0	4	8	6.9	
Bowie St.	12/08/2021	*	13:24	1-3	.333	0-1	.000	0-0	.000	1	1	2	3.1	2	1	3	0	3	2	6.3	
Norfolk St.	12/12/2021	*	23:16	1-5	.200	1-3	.333	0-0	.000	0	2	2	3.0	3	4	3	0	4	3	6.0	
at Appalachian St.	12/18/2021	*	23:46	3-3	1.000	1-1	1.000	0-0	.000	0	3	3	3.0	1	3	1	0	2	7	6.1	
at Temple	12/22/2021	*	24:47	2-5	.400	0-1	.000	1-2	.500	1	2	3	3.0	3	1	3	0	1	5	6.0	
at UTSA	01/13/2022	*	25:01	1-3	.333	1-2	.500	2-2	1.000	0	0	0	2.8	2	0	5	0	1	5	5.9	
at UTEP	01/15/2022	*	21:42	3-6	.500	1-3	.333	0-0	.000	1	0	1	2.6	4	0	4	0	1	7	6.0	
Fla. Atlantic	01/17/2022		20:20	3-8	.375	0-2	.000	2-3	.667	2	1	3	2.7	2	0	1	1	1	8	6.1	
Rice	01/20/2022		22:09	1-5	.200	0-1	.000	1-2	.500	1	1	2	2.6	2	2	0	0	0	3	5.9	
North Texas	01/22/2022		08:59	0-2	.000	0-1	.000	0-0	.000	0	0	0	2.5	3	1	1	0	0	0	5.6	
Charlotte	01/26/2022		20:14	2-4	.500	1-1	1.000	0-0	.000	1	2	3	2.5	1	2	0	0	2	5	5.6	
at Charlotte	01/29/2022		24:14	1-5	.200	0-2	.000	0-0	.000	0	0	0	2.4	2	2	1	0	2	2	5.4	
at Marshall	02/03/2022		22:02	0-2	.000	0-2	.000	0-0	.000	0	6	6	2.6	0	1	1	2	0	0	5.1	
at Western Ky.	02/05/2022		23:21	2-7	.286	1-4	.250	0-0	.000	2	1	3	2.6	2	1	0	1	1	5	5.1	
FIU	02/07/2022		15:09	1-3	.333	1-1	1.000	1-4	.250	1	0	1	2.5	1	1	2	0	1	4	5.0	
Middle Tenn.	02/10/2022		20:22	1-4	.250	0-1	.000	0-0	.000	0	1	1	2.4	1	1	2	0	1	2	4.9	
at UAB	02/13/2022		18:30	2-3	.667	2-2	1.000	0-0	.000	0	0	0	2.3	2	1	1	0	0	6	5.0	
Marshall	02/17/2022		13:06	0-3	.000	0-2	.000	0-0	.000	2	1	3	2.4	2	0	0	0	0	0	4.8	
Western Ky.	02/19/2022		16:42	0-6	.000	0-3	.000	2-2	1.000	3	2	5	2.5	2	2	1	0	2	2	4.7	
<b>Totals</b>			<b>13</b>	<b>581:55</b>	<b>46-126</b>	<b>.365</b>	<b>14-48</b>	<b>.292</b>	<b>15-25</b>	<b>.600</b>	<b>29</b>	<b>35</b>	<b>64</b>	<b>2.5</b>	<b>54</b>	<b>41</b>	<b>44</b>	<b>9</b>	<b>42</b>	<b>121</b>	<b>4.7</b>

## CAREER STATISTICS

SEASON	TEAM	GP-GS	MIN/AVG	Field Goals		3-Point		F-Throws		Rebounds				Scoring						
				FG-FGA	FG%	3FG-3FGA	3FG%	FT-FTA	FT%	OFF	DEF	TOT	AVG	PF-FO	A	TO	BLK	STL	PTS	AVG
2021-22	ODU	26-13	582/22.4	46-126	.365	14-48	.292	15-25	.600	29	35	64	2.5	54-1	41	44	9	42	121	4.7
<b>TOTAL</b>		<b>26-13</b>	<b>582/22.4</b>	<b>46-126</b>	<b>.365</b>	<b>14-48</b>	<b>.292</b>	<b>15-25</b>	<b>.600</b>	<b>29</b>	<b>35</b>	<b>64</b>	<b>2.5</b>	<b>54-1</b>	<b>41</b>	<b>44</b>	<b>9</b>	<b>42</b>	<b>121</b>	<b>4.7</b>



# #12 BRIANNA JACKSON

6-3 | JUNIOR | FORWARD | VIRGINIA BEACH, VA. | PRINCESS ANNE | MIAMI (FLA.)

## PLAYER NOTES

- Third in C-USA and 54th nationally with 42 blocked shots. Fourth in the conference blocks per game (1.62).
- Blocked three shots at Marshall alongside a game high 15 points. Now has seven games with three blocks this season.
- Scored a career high 15 points vs. Rice on 6-of-11 shooting. Also had seven boards and two blocks.
- Set a new career high with 12 rebounds at UTSA. Narrowly missed a double-double with eight points.
- Scored in double figures in back-to-back games vs. App State (10) and Temple (11).
- Played a season-high 22 minutes against Saint Joseph's. Tallied seven points and five rebounds with two steals (season high) and one block.

## CAREER HIGHS

**PTS:** 15 (2x), last: Marshall - 2/3/22  
**RBS:** 12 (2x), last: North Texas - 1/22/22  
**AST:** 2 (3x), last: North Florida - 11/28/20\*  
**STL:** 4, NC State - 2/20/20\*  
**BLK:** 5, Florida State - 1/26/20\*  
**MIN:** 32, Florida State - 1/26/20\*  
**FG:** 6 (4x), last: Marshall - 2/3/22  
**FGA:** 13, Florida State - 1/5/20\*  
**3FG:** 1, Jackson State - 11/10/19\*  
**3FGA:** 2, Jackson State - 11/10/19\*  
**FT:** 6, Florida Atlantic - 12/3/20\*  
**FTA:** 7 (2x), last: UTSA - 1/13/22  
 \*at previous school

## SEASON HIGHS

**PTS:** 15 (2x), last: Marshall - 2/3/22  
**RBS:** 12 (2x), last: North Texas - 1/22/22  
**AST:** 1 (6x), last: Marshall - 2/17/22  
**STL:** 3 (2x), last: UAB - 2/12/22  
**BLK:** 3 (7x), last: UAB - 2/12/22  
**MIN:** 29, North Texas - 1/22/22  
**FG:** 6 (2x), last: Marshall - 2/3/22  
**FGA:** 11, Rice - 1/20/22  
**3FG:** ---  
**3FGA:** 1, George Washington - 11/18/21  
**FT:** 4, UTSA - 1/13/22  
**FTA:** 7, UTSA - 1/13/22

## 2021-22 GAME-BY-GAME

Opponent	Date	GS	MIN	Total		3-Pointers		Free throws		Rebounds				Other Stats							
				FG-FGA	PCT	3FG-3FGA	PCT	FT-FTA	PCT	OFF	DEF	TOT	AVG	PF	A	TO	BLK	STL	PTS	AVG	
South Carolina St.	11/09/2021		05:32	1-2	.500	0-0	.000	0-0	.000	1	0	1	1.0	0	0	1	1	0	2	2.0	
Auburn	11/14/2021		07:50	1-2	.500	0-0	.000	0-1	.000	1	4	5	3.0	2	0	2	3	0	2	2.0	
George Washington	11/18/2021		14:57	4-9	.444	0-1	.000	0-1	.000	2	2	4	3.3	2	0	1	3	0	8	4.0	
at VCU	11/21/2021	*	20:02	2-4	.500	0-0	.000	0-0	.000	3	3	6	4.0	4	0	3	0	0	4	4.0	
vs Saint Joseph's	11/26/2021	*	22:29	3-6	.500	0-0	.000	1-1	1.000	1	4	5	4.2	4	1	1	1	2	7	4.6	
vs Texas Tech	11/27/2021	*	22:21	0-4	.000	0-0	.000	2-2	1.000	1	1	2	3.8	4	1	4	0	0	2	4.2	
vs Stetson	11/28/2021	*	15:02	1-2	.500	0-0	.000	2-2	1.000	1	1	2	3.6	1	0	1	2	0	4	4.1	
at William & Mary	12/05/2021		13:01	2-4	.500	0-0	.000	0-0	.000	2	2	4	3.6	3	0	3	1	1	4	4.1	
Bowie St.	12/08/2021		13:36	3-5	.600	0-0	.000	1-3	.333	2	1	3	3.6	2	1	0	3	0	7	4.4	
Norfolk St.	12/12/2021		16:40	2-4	.500	0-0	.000	3-5	.600	1	4	5	3.7	5	0	5	1	0	7	4.7	
at Appalachian St.	12/18/2021		18:03	5-7	.714	0-0	.000	0-0	.000	2	6	8	4.1	2	0	2	2	1	10	5.2	
at Temple	12/22/2021		17:13	5-8	.625	0-0	.000	1-4	.250	3	2	5	4.2	4	0	1	3	1	11	5.7	
at UTSA	01/13/2022		22:02	2-6	.333	0-0	.000	4-7	.571	5	7	12	4.8	2	0	1	2	0	8	5.8	
at UTEP	01/15/2022		25:47	2-3	.667	0-0	.000	3-4	.750	1	1	2	4.6	3	0	1	1	1	7	5.9	
Fla. Atlantic	01/17/2022	*	16:44	0-3	.000	0-0	.000	0-0	.000	1	0	1	4.3	2	0	0	0	0	0	5.5	
Rice	01/20/2022	*	24:56	6-11	.545	0-0	.000	3-5	.600	3	4	7	4.5	4	0	1	2	1	15	6.1	
North Texas	01/22/2022	*	28:14	4-8	.500	0-0	.000	0-1	.000	4	8	12	4.9	4	0	2	2	0	8	6.2	
Charlotte	01/26/2022	*	22:23	5-9	.556	0-0	.000	1-2	.500	2	3	5	4.9	4	0	0	1	3	11	6.5	
at Charlotte	01/29/2022	*	26:42	2-4	.500	0-0	.000	1-2	.500	2	9	11	5.3	4	1	1	3	1	5	6.4	
at Marshall	02/03/2022	*	26:55	6-10	.600	0-0	.000	3-4	.750	7	2	9	5.5	3	0	3	3	0	15	6.9	
at Western Ky.	02/05/2022	*	08:34	1-2	.500	0-0	.000	0-0	.000	1	2	3	5.3	3	0	0	1	0	2	6.6	
FIU	02/07/2022	*	22:32	3-4	.750	0-0	.000	2-2	1.000	2	2	4	5.3	4	1	3	1	1	8	6.7	
Middle Tenn.	02/10/2022	*	20:33	3-7	.429	0-0	.000	3-4	.750	0	2	2	5.1	4	0	2	1	0	9	6.8	
at UAB	02/13/2022	*	26:07	3-8	.375	0-0	.000	2-2	1.000	3	4	7	5.2	5	0	2	3	3	8	6.8	
Marshall	02/17/2022	*	25:00	4-10	.400	0-0	.000	2-2	1.000	2	2	4	5.2	2	1	4	1	1	10	7.0	
Western Ky.	02/19/2022		11:04	1-3	.333	0-0	.000	1-1	1.000	2	2	4	5.1	2	0	0	1	1	3	6.8	
<b>Totals</b>			<b>15</b>	<b>494:18</b>	<b>71-145</b>	<b>.490</b>	<b>0-1</b>	<b>.000</b>	<b>35-55</b>	<b>.636</b>	<b>55</b>	<b>78</b>	<b>133</b>	<b>5.1</b>	<b>79</b>	<b>6</b>	<b>44</b>	<b>42</b>	<b>17</b>	<b>177</b>	<b>6.8</b>

## CAREER STATISTICS

SEASON	TEAM	GP-GS	MIN/AVG	Field Goals		3-Point		F-Throws		Rebounds				Scoring						
				FG-FGA	FG%	3FG-3FGA	3FG%	FT-FTA	FT%	OFF	DEF	TOT	AVG	PF-FO	A	TO	BLK	STL	PTS	AVG
2019-20	Miami	30-16	507/16.9	56-112	.500	1-6	.167	33-52	.635	46	90	136	4.5	83-4	10	27	39	30	146	4.9
2020-21	Miami	10-4	84/8.4	11-24	.458	0-3	.000	13-14	.929	10	16	26	2.6	15-0	2	5	4	4	35	3.5
2021-22	ODU	26-15	494/19.0	71-145	.490	0-1	.000	35-55	.636	55	78	133	5.1	79-2	6	44	42	17	177	6.8
<b>TOTAL FOR ODU</b>		<b>26-15</b>	<b>494/19.0</b>	<b>71-145</b>	<b>.490</b>	<b>0-1</b>	<b>.000</b>	<b>35-55</b>	<b>.636</b>	<b>55</b>	<b>78</b>	<b>133</b>	<b>5.1</b>	<b>79-2</b>	<b>6</b>	<b>44</b>	<b>42</b>	<b>17</b>	<b>177</b>	<b>6.8</b>
<b>TOTAL</b>		<b>66-35</b>	<b>1086/16.4</b>	<b>138-281</b>	<b>.491</b>	<b>1-10</b>	<b>.100</b>	<b>81-121</b>	<b>.669</b>	<b>111</b>	<b>184</b>	<b>295</b>	<b>4.5</b>	<b>177-6</b>	<b>18</b>	<b>76</b>	<b>85</b>	<b>51</b>	<b>358</b>	<b>5.4</b>



# #14 AJAH WAYNE

5-10 | SENIOR | GUARD/FORWARD | BIRMINGHAM, ALA. | RAMSAY

## PLAYER NOTES

- Fifth in C-USA free throw attempts (127) and makes (90).
- 46th among active DI players in career free throw attempts (485).
- Netted 24 points in the win at W&M. Scored 21 at App State, 22 vs. Florida Atlantic and 23 vs. Marshall. Now has 15 career 20-point games.
- Scored her 1,000th career point vs. Saint Joseph's. Currently 25th in all-time scoring at ODU (1,284).
- Led ODU with 17 points vs. Texas Tech and hit a season-high three 3-pointers.
- A Preseason All-Conference USA honoree.
- Had her first double-double of the season vs. Auburn with 19 points and 11 boards. Now has 19 career double-doubles. Shot 8-of-9 from the charity stripe.

## CAREER HIGHS

**PTS:** 35, Auburn - 11/14/19  
**RBS:** 16, Cincinnati - 11/12/18  
**AST:** 7, Florida Atlantic - 1/10/19  
**STL:** 6, Jacksonville - 11/24/18  
**BLK:** 2 (8x), last: FIU - 2/7/22  
**MIN:** 43, vs. Charlotte - 3/11/21  
**FG:** 14, Auburn - 11/14/19  
**FGA:** 22, Rice - 3/12/21  
**3FG:** 6, Auburn - 11/14/19  
**3FGA:** 9, Marshall - 3/2/19  
**FT:** 14, Cincinnati - 11/12/18  
**FTA:** 20, Cincinnati - 11/12/18

## SEASON HIGHS

**PTS:** 24, William & Mary - 12/5/21  
**RBS:** 11 (2x), last: Temple - 12/22/21  
**AST:** 4 (2x), last: Saint Joseph's - 11/26/21  
**STL:** 4, Middle Tennessee - 2/10/22  
**BLK:** 2 (4x), last: FIU - 2/7/22  
**MIN:** 36 (4x), last: Marshall - 2/17/22  
**FG:** 9, Marshall - 2/17/22  
**FGA:** 18 (2x), last: Marshall - 2/17/22  
**3FG:** 3 (3x), last: Appalachian State - 12/18/21  
**3FGA:** 6 (3x), last: UTSA - 1/13/22  
**FT:** 9, William & Mary - 12/5/21  
**FTA:** 12, William & Mary - 12/5/21

## 2021-22 GAME-BY-GAME

Opponent	Date	GS	MIN	Total		3-Pointers		Free throws		Rebounds				PF	A	TO	BLK	STL	PTS	AVG
				FG-FGA	PCT	3FG-3FGA	PCT	FT-FTA	PCT	OFF	DEF	TOT	AVG							
South Carolina St.	11/09/2021	*	26:39	4-13	.308	1-4	.250	6-6	1.000	4	3	7	7.0	1	1	1	2	15	15.0	
Auburn	11/14/2021	*	35:50	5-18	.278	1-6	.167	8-9	.889	2	9	11	9.0	1	2	0	1	19	17.0	
George Washington	11/18/2021	*	30:18	4-10	.400	1-3	.333	3-4	.750	4	1	5	7.7	0	4	1	0	12	15.3	
at VCU	11/21/2021	*	31:02	4-10	.400	0-1	.000	5-7	.714	4	0	4	6.8	0	0	3	0	13	14.8	
vs Saint Joseph's	11/26/2021	*	35:47	5-15	.333	0-1	.000	2-3	.667	7	2	9	7.2	0	4	2	1	12	14.2	
vs Texas Tech	11/27/2021	*	30:38	7-13	.538	3-6	.500	0-0	.000	3	4	7	7.2	4	0	1	0	3	17	14.7
vs Stetson	11/28/2021	*	25:36	2-4	.500	0-1	.000	3-6	.500	0	4	4	6.7	3	2	2	0	2	7	13.6
at William & Mary	12/05/2021	*	29:18	7-13	.538	1-2	.500	9-12	.750	3	3	6	6.6	2	2	1	0	3	24	14.9
Bowie St.	12/08/2021	*	16:16	3-4	.750	3-3	1.000	2-2	1.000	0	1	1	6.0	3	2	2	0	2	11	14.4
Norfolk St.	12/12/2021	*	27:39	6-12	.500	0-3	.000	4-6	.667	3	1	4	5.8	2	1	3	2	1	16	14.6
at Appalachian St.	12/18/2021	*	25:42	7-12	.583	3-4	.750	4-4	1.000	2	0	2	5.5	0	2	1	0	3	21	15.2
at Temple	12/22/2021	*	31:34	4-13	.308	1-2	.500	4-7	.571	6	5	11	5.9	4	2	2	2	2	13	15.0
at UTSA	01/13/2022	*	31:33	2-6	.333	2-6	.333	3-4	.750	0	6	6	5.9	3	3	3	2	2	9	14.5
at UTEP	01/15/2022	*	25:18	3-8	.375	0-0	.000	0-3	.000	2	5	7	6.0	2	0	2	0	2	6	13.9
Fla. Atlantic	01/17/2022	*	33:00	8-16	.500	0-4	.000	6-6	1.000	6	2	8	6.1	0	0	2	0	1	22	14.5
Rice	01/20/2022	*	29:01	7-14	.500	0-0	.000	2-2	1.000	4	4	8	6.3	1	1	2	0	0	16	14.6
North Texas	01/22/2022	*	25:31	3-9	.333	0-0	.000	2-4	.500	4	4	8	6.4	3	3	2	1	3	8	14.2
Charlotte	01/26/2022	*	34:30	2-8	.250	0-3	.000	4-6	.667	1	2	3	6.2	3	0	4	0	1	8	13.8
at Charlotte	01/29/2022	*	35:39	5-14	.357	0-3	.000	3-4	.750	2	2	4	6.1	2	3	2	1	0	13	13.8
at Marshall	02/03/2022	*	30:41	1-5	.200	0-0	.000	4-8	.500	0	5	5	6.0	3	2	2	0	1	6	13.4
at Western Ky.	02/05/2022	*	31:46	4-12	.333	0-2	.000	1-4	.250	2	3	5	6.0	1	3	1	1	1	9	13.2
FIU	02/07/2022	*	27:57	6-15	.400	1-2	.500	2-4	.500	3	3	6	6.0	2	2	2	2	0	15	13.3
Middle Tenn.	02/10/2022	*	32:32	4-7	.571	1-2	.500	2-2	1.000	0	6	6	6.0	0	3	6	0	4	11	13.2
at UAB	02/13/2022	*	25:53	4-10	.400	2-4	.500	3-4	.750	0	4	4	5.9	4	1	0	1	2	13	13.2
Marshall	02/17/2022	*	36:26	9-18	.500	0-3	.000	5-6	.833	4	4	8	6.0	2	1	5	0	2	23	13.6
Western Ky.	02/19/2022	*	23:25	2-10	.200	0-3	.000	3-4	.750	1	2	3	5.8	3	1	3	1	2	7	13.3
<b>Totals</b>			<b>26 769:29</b>	<b>118-289</b>	<b>.408</b>	<b>20-68</b>	<b>.294</b>	<b>90-127</b>	<b>.709</b>	<b>67</b>	<b>85</b>	<b>152</b>	<b>5.8</b>	<b>49</b>	<b>45</b>	<b>55</b>	<b>16</b>	<b>43</b>	<b>346</b>	<b>13.3</b>

## CAREER STATISTICS

SEASON	TEAM	GP-GS	MIN/AVG	Field Goals		3-Point		F-Throws		Rebounds				Scoring						
				FG-FGA	FG%	3FG-3FGA	3FG%	FT-FTA	FT%	OFF	DEF	TOT	AVG	PF-FO	A	TO	BLK	STL	PTS	AVG
2018-19	ODU	31-30	898/29.0	125-349	.358	18-74	.243	101-154	.656	82	163	245	7.9	81-2	65	59	10	53	369	11.9
2019-20	ODU	27-27	720/26.7	110-287	.383	15-70	.214	55-91	.604	57	128	185	6.9	52-1	33	54	5	30	290	10.7
2020-21	ODU	18-17	563/31.3	105-198	.530	8-37	.216	61-113	.540	69	106	175	9.7	45-1	33	50	3	33	279	15.5
2021-22	ODU	26-26	769/29.6	118-289	.408	20-68	.294	90-127	.709	67	85	152	5.8	49-0	45	55	16	43	346	13.3
<b>TOTAL</b>		<b>102-100</b>	<b>2951/28.9</b>	<b>458-1123</b>	<b>.408</b>	<b>61-249</b>	<b>.245</b>	<b>307-485</b>	<b>.633</b>	<b>275</b>	<b>482</b>	<b>757</b>	<b>7.4</b>	<b>227-4</b>	<b>176</b>	<b>218</b>	<b>34</b>	<b>159</b>	<b>1284</b>	<b>12.6</b>





# #20 MAGGIE ROBINSON

6-0 | GRADUATE | FORWARD | MOBILE, ALA. | SHELTON STATE CC | W.P. DAVISON

## PLAYER NOTES

- Started all 24 games for ODU last season. Was fifth on the team in rebounding (5.2) and shot a team-best .367 from deep. Notched a career-high with 19 points vs. Rice on Jan. 16.
- Redshirted the 2019-20 campaign while recovering from a torn ACL suffered prior to the season.
- Played in all 32 games and made 31 starts in her first season at ODU in 2018-19 and averaged 7.1 points and 4.1 rebounds. Scored 17 against No. 13 NC State. Sank the go-ahead 3-pointer with 1:05 remaining in overtime in the Monarchs' win at Cincinnati.
- Made back-to-back NJCAA Final Fours with Shelton State CC. Averaged 12 points and 7.5 rebounds in 2017-18 while leading the conference in shooting percentage, free throw percentage and rebounding. Named to the NJCAA All-Tournament Team.

## CAREER HIGHS

- PTS:** 19, Rice - 1/16/21
- RBS:** 11, Cincinnati - 11/12/18
- AST:** 4, Charlotte - 2/23/19
- STL:** 4, Charlotte - 2/13/21
- BLK:** 3, UAB - 2/19/21
- MIN:** 46, Charlotte - 3/11/21
- FG:** 8, Marshall - 2/5/21
- FGA:** 15, Charlotte - 2/16/19
- 3FG:** 4, Charlotte - 2/16/19
- 3FGA:** 13, Charlotte - 2/16/19
- FT:** 5, William & Mary - 12/8/18
- FTA:** 8, William & Mary - 12/8/18

## CAREER STATISTICS

SEASON	TEAM	GP-GS	MIN/AVG	Field Goals		3-Point		F-Throws		Rebounds				Scoring						
				FG-FGA	FG%	3FG-3FGA	3FG%	FT-FTA	FT%	OFF	DEF	TOT	AVG	PF-FO	A	TO	BLK	STL	PTS	AVG
2018-19	ODU	32-31	792/24.8	77-230	.335	40-149	.268	32-46	.696	48	84	132	4.1	71-0	31	41	6	18	226	7.1
2020-21	ODU	24-24	719/30.0	74-169	.438	22-60	.367	19-24	.792	46	78	124	5.2	55-3	23	25	12	15	189	7.9
<b>TOTAL</b>		<b>56-55</b>	<b>1511/27.0</b>	<b>151-399</b>	<b>.378</b>	<b>62-209</b>	<b>.297</b>	<b>51-70</b>	<b>.729</b>	<b>94</b>	<b>162</b>	<b>256</b>	<b>4.6</b>	<b>126-3</b>	<b>54</b>	<b>66</b>	<b>18</b>	<b>33</b>	<b>415</b>	<b>7.4</b>



# #23 AMARI YOUNG

5-11 | SENIOR | FORWARD | NORTH AUGUSTA, S.C. | NORTH AUGUSTA

## PLAYER NOTES

- Ranks 45th among active Division I players with 847 career rebounds.
- A Preseason All-Conference USA honoree.
- Matched a season high with three assists vs. WKU. Also had 12 points on 6-of-10 shooting.
- Had a season-high 15 points alongside nine rebounds vs. FIU.
- Notched her first double-double of the season with 10 points and 10 rebounds at Charlotte.
- Scored her 1,000th point vs. Florida Atlantic on Jan. 17. Now 28th in scoring at ODU with 1,119 points.
- Set a season high with three blocks at UTSA.

## CAREER HIGHS

**PTS:** 31, Charlotte - 3/11/21  
**RBS:** 24 (2x), last: WKU - 3/5/21  
**AST:** 5, Charlotte - 3/11/21  
**STL:** 5 (5x), last: William & Mary - 12/5/21  
**BLK:** 4, William & Mary - 12/5/19  
**MIN:** 48, Charlotte - 3/11/21  
**FG:** 15, Charlotte - 3/11/21  
**FGA:** 29, Charlotte - 3/11/21  
**3FG:** 1, 7x last vs. Rice - 3/7/20  
**3FGA:** 2, 6x last vs. Rice - 3/7/20  
**FT:** 10, Campbell - 11/8/19  
**FTA:** 12, Campbell - 11/8/19

## SEASON HIGHS

**PTS:** 15 (2x), last: UAB - 2/12/22  
**RBS:** 12 (2x), last: Charlotte - 1/26/22  
**AST:** 3 (3x), last: WKU - 2/19/22  
**STL:** 5, William & Mary - 12/5/21  
**BLK:** 3, UTSA - 1/13/22  
**MIN:** 36, Florida Atlantic - 1/17/22  
**FG:** 7, FIU - 2/7/22  
**FGA:** 13, FIU - 2/7/22  
**3FG:** ---  
**3FGA:** ---  
**FT:** 4 (2x), last: UTEP - 1/15/22  
**FTA:** 7 (2x), last: UAB - 2/12/22

## 2021-22 GAME-BY-GAME

Opponent	Date	GS	MIN	Total		3-Pointers		Free throws		Rebounds				Other				PTS	AVG		
				FG-FGA	PCT	3FG-3FGA	PCT	FT-FTA	PCT	OFF	DEF	TOT	AVG	PF	A	TO	BLK			STL	
South Carolina St.	11/09/2021	*	20:53	5-9	.556	0-0	.000	1-3	.333	3	3	6	6.0	2	0	2	0	2	11	11.0	
Auburn	11/14/2021	*	33:19	3-7	.429	0-0	.000	4-6	.667	2	6	8	7.0	4	0	2	1	1	10	10.5	
George Washington	11/18/2021	*	29:14	4-8	.500	0-0	.000	0-6	.000	8	4	12	8.7	2	0	2	1	1	8	9.7	
at VCU	11/21/2021	*	34:54	4-6	.667	0-0	.000	2-4	.500	3	3	6	8.0	3	2	5	1	2	10	9.8	
vs Saint Joseph's	11/26/2021	*	29:24	4-8	.500	0-0	.000	2-4	.500	2	3	5	7.4	3	0	1	0	0	10	9.8	
vs Texas Tech	11/27/2021	*	25:20	3-8	.375	0-0	.000	0-3	.000	3	1	4	6.8	2	0	1	2	1	6	9.2	
vs Stetson	11/28/2021	*	19:02	3-6	.500	0-0	.000	2-5	.400	0	3	3	6.3	3	0	0	1	0	8	9.0	
at William & Mary	12/05/2021	*	27:53	2-3	.667	0-0	.000	0-2	.000	0	5	5	6.1	0	1	4	0	5	4	8.4	
Bowie St.	12/08/2021	*	15:10	5-6	.833	0-0	.000	1-2	.500	3	2	5	6.0	0	0	0	0	2	11	8.7	
Norfolk St.	12/12/2021	*	22:07	4-4	1.000	0-0	.000	2-4	.500	3	2	5	5.9	0	5	1	2	10	8.8		
at Appalachian St.	12/18/2021	*	17:49	2-4	.500	0-0	.000	1-2	.500	0	2	2	5.5	1	3	0	2	0	5	8.5	
at Temple	12/22/2021	*	28:42	4-10	.400	0-0	.000	0-2	.000	3	2	5	5.5	3	0	2	1	3	8	8.4	
at UTSA	01/13/2022	*	19:18	3-6	.500	0-0	.000	1-1	1.000	1	3	4	5.4	4	0	3	3	1	7	8.3	
at UTEP	01/15/2022	*	31:59	1-5	.200	0-0	.000	4-7	.571	1	2	3	5.2	3	0	2	1	1	6	8.1	
Fla. Atlantic	01/17/2022	*	36:20	4-9	.444	0-0	.000	3-6	.500	3	3	6	5.3	4	3	1	2	3	11	8.3	
Rice	01/20/2022	*	31:06	5-8	.625	0-0	.000	0-0	.000	1	1	2	5.1	1	2	0	0	1	10	8.4	
North Texas	01/22/2022	*	21:07	6-10	.600	0-0	.000	1-4	.250	4	4	8	5.2	5	0	3	1	1	13	8.7	
Charlotte	01/26/2022	*	33:34	3-6	.500	0-0	.000	3-4	.750	6	6	12	5.6	2	2	2	0	2	9	8.7	
at Charlotte	01/29/2022	*	28:21	4-11	.364	0-0	.000	2-6	.333	3	7	10	5.8	1	0	3	1	2	10	8.8	
at Marshall	02/03/2022	*	24:04	5-6	.833	0-0	.000	0-0	.000	1	3	4	5.8	1	0	2	0	3	10	8.9	
at Western Ky.	02/05/2022	*	28:19	3-5	.600	0-0	.000	0-1	.000	2	1	3	5.6	3	1	1	1	0	6	8.7	
FIU	02/07/2022	*	27:11	7-13	.538	0-0	.000	1-2	.500	2	7	9	5.8	4	2	0	0	2	15	9.0	
Middle Tenn.	02/10/2022	*	28:12	3-3	1.000	0-0	.000	1-4	.250	0	6	6	5.8	4	2	2	1	0	7	8.9	
at UAB	02/13/2022	*	27:59	6-9	.667	0-0	.000	3-7	.429	0	2	2	5.6	2	0	2	2	1	15	9.2	
Marshall	02/17/2022	*	28:04	1-5	.200	0-0	.000	0-3	.000	1	5	6	5.6	2	1	1	0	0	2	8.9	
Western Ky.	02/19/2022	*	27:18	6-10	.600	0-0	.000	0-2	.000	1	5	6	5.7	2	3	0	1	1	12	9.0	
<b>Totals</b>			<b>26</b>	<b>696:39</b>	<b>100-185</b>	<b>.541</b>	<b>0-0</b>	<b>.000</b>	<b>34-90</b>	<b>.378</b>	<b>56</b>	<b>91</b>	<b>147</b>	<b>5.7</b>	<b>61</b>	<b>22</b>	<b>46</b>	<b>23</b>	<b>37</b>	<b>234</b>	<b>9.0</b>

## CAREER STATISTICS

SEASON	TEAM	GP-GS	MIN/AVG	Field Goals		3-Point		F-Throws		Rebounds				Scoring						
				FG-FGA	FG%	3FG-3FGA	3FG%	FT-FTA	FT%	OFF	DEF	TOT	AVG	PF-FO	A	TO	BLK	STL	PTS	AVG
2018-19	ODU	32-3	726/22.7	104-215	.484	6-16	.375	52-102	.510	82	127	209	6.5	82-0	27	45	14	50	266	8.3
2019-20	ODU	30-30	858/28.6	129-289	.446	1-19	.053	60-121	.496	88	157	245	8.2	70-1	32	71	24	63	319	10.6
2020-21	ODU	22-22	739/33.6	128-284	.451	0-1	.000	44-96	.458	80	166	246	11.2	65-3	39	51	22	45	300	13.6
2021-22	ODU	26-26	697/26.8	100-185	.541	0-0	.000	34-90	.378	56	91	147	5.7	61-1	22	46	23	37	234	9.0
<b>TOTAL</b>		<b>110-81</b>	<b>3020/27.5</b>	<b>461-973</b>	<b>.474</b>	<b>7-36</b>	<b>.194</b>	<b>190-409</b>	<b>.465</b>	<b>306</b>	<b>541</b>	<b>847</b>	<b>7.7</b>	<b>278-5</b>	<b>120</b>	<b>213</b>	<b>83</b>	<b>195</b>	<b>1119</b>	<b>10.2</b>



# #24 EDEN SAMPLE

5-11 | FRESHMAN | GUARD | GWINNETT, GA. | COLLINS HILL

## PLAYER NOTES

- Scored her first collegiate basket vs. Bowie State. Set personal bests with two points, two rebounds, one assist and one steal. Also played a season-high 13 minutes.

- Played in ODU's season opener with S.C. State. Made one free throw in four minutes of action.

- A nominee for the 2021 McDonald's All-American game and an Atlanta Journal-Constitution 6A All-State Second Team player as a senior. Led Collins Hill to a 6A state quarterfinal appearance as a senior. Was her team's leading scorer as a junior with 16.5 points per game. The MVP of the Deep South Classic as both a junior and a senior.

## CAREER HIGHS

**PTS:** 2 (4x), last: WKU - 2/19/22

**RBS:** 2 (2x), last: Norfolk State - 12/12/21

**AST:** 1 (2x), last: Appalachian State - 12/18/21

**STL:** 1, Bowie State - 12/8/21

**BLK:** 1, Appalachian State - 12/18/21

**MIN:** 13, Bowie State - 12/8/21

**FG:** 1 (4x), last: WKU - 2/19/22

**FGA:** 3 (2x), last: Bowie State - 12/8/21

**3FG:** ---

**3FGA:** 3, William & Mary - 12/5/21

**FT:** 1 (2x), last: Norfolk State - 12/12/21

**FTA:** 2 (3x), last: Norfolk State - 12/12/21

## 2021-22 GAME-BY-GAME

Opponent	Date	GS	MIN	Total		3-Pointers		Free throws		Rebounds				PF/A				PTS			
				FG-FGA	PCT	3FG-3FGA	PCT	FT-FTA	PCT	OFF	DEF	TOT	AVG	PF	A	TO	BLK	STL	PTS	AVG	
South Carolina St.	11/09/2021		03:55	0-0	.000	0-0	.000	1-2	.500	0	0	0	0.0	0	0	0	0	0	1	1.0	
at VCU	11/21/2021		01:30	0-0	.000	0-0	.000	0-0	.000	0	0	0	0.0	1	0	0	0	0	0	0.5	
at William & Mary	12/05/2021		04:02	0-3	.000	0-3	.000	0-0	.000	0	0	0	0.0	1	0	0	0	0	0	0.3	
Bowie St.	12/08/2021		12:54	1-3	.333	0-1	.000	0-2	.000	1	1	2	0.5	1	1	0	0	1	2	0.8	
Norfolk St.	12/12/2021		03:17	0-1	.000	0-0	.000	1-2	.500	2	0	2	0.8	1	0	0	0	0	1	0.8	
at Appalachian St.	12/18/2021		04:53	1-2	.500	0-1	.000	0-0	.000	0	0	0	0.7	0	1	0	1	0	2	1.0	
at Marshall	02/03/2022		01:35	0-1	.000	0-1	.000	0-0	.000	0	0	0	0.6	0	0	0	0	0	0	0.9	
at Western Ky.	02/05/2022		01:28	1-1	1.000	0-0	.000	0-0	.000	1	0	1	0.6	0	0	1	0	0	2	1.0	
FIU	02/07/2022		01:05	0-0	.000	0-0	.000	0-0	.000	0	0	0	0.6	0	0	0	0	0	0	0.9	
Western Ky.	02/19/2022		02:46	1-2	.500	0-1	.000	0-0	.000	0	0	0	0.5	0	0	0	0	0	2	1.0	
<b>Totals</b>			<b>0</b>	<b>37:25</b>	<b>4-13</b>	<b>.308</b>	<b>0-7</b>	<b>.000</b>	<b>2-6</b>	<b>.333</b>	<b>4</b>	<b>1</b>	<b>5</b>	<b>0.5</b>	<b>4</b>	<b>2</b>	<b>1</b>	<b>1</b>	<b>1</b>	<b>10</b>	<b>1.0</b>

## SEASON HIGHS

**PTS:** 2 (4x), last: WKU - 2/19/22

**RBS:** 2 (2x), last: Norfolk State - 12/12/21

**AST:** 1 (2x), last: Appalachian State - 12/18/21

**STL:** 1, Bowie State - 12/8/21

**BLK:** 1, Appalachian State - 12/18/21

**MIN:** 13, Bowie State - 12/8/21

**FG:** 1 (4x), last: WKU - 2/19/22

**FGA:** 3 (2x), last: Bowie State - 12/8/21

**3FG:** ---

**3FGA:** 3, William & Mary - 12/5/21

**FT:** 1 (2x), last: Norfolk State - 12/12/21

**FTA:** 2 (3x), last: Norfolk State - 12/12/21

## CAREER STATISTICS

SEASON	TEAM	GP-GS	MIN/AVG	Field Goals		3-Point		F-Throws		Rebounds				PF/A				Scoring			
				FG-FGA	FG%	3FG-3FGA	3FG%	FT-FTA	FT%	OFF	DEF	TOT	AVG	PF	FO	A	TO	BLK	STL	PTS	AVG
2021-22	ODU	10-0	37/3.7	4-13	.308	0-7	.000	2-6	.333	4	1	5	0.5	4-0	2	1	1	1	1	10	1.0
<b>TOTAL</b>		<b>10-0</b>	<b>37/3.7</b>	<b>4-13</b>	<b>.308</b>	<b>0-7</b>	<b>.000</b>	<b>2-6</b>	<b>.333</b>	<b>4</b>	<b>1</b>	<b>5</b>	<b>0.5</b>	<b>4-0</b>	<b>2</b>	<b>1</b>	<b>1</b>	<b>1</b>	<b>1</b>	<b>10</b>	<b>1.0</b>





# #25 KALEN NELSON

5-11 | FRESHMAN | GUARD/FORWARD | TULSA, OKLA. | UNION

## PLAYER NOTES

- Beat the buzzer to end the first quarter vs. Middle Tennessee for the first 3-pointer of her career.
- Played a season-high 17 minutes vs. Bowie State, scoring a personal-best four points.
- Scored her first collegiate basket vs. Saint Joseph's.
- Played the most minutes (eight) by an ODU freshman vs. Auburn. Scored her first career point and grabbed two rebounds.
- Played 11 minutes in ODU's season opener vs. S.C. State. Grabbed five rebounds, including a pair of offensive boards.
- Averaged 13.4 points and 5.9 rebounds per game as a senior at Union High School, garnering all-state and All-World honors. Guided Union to the state semifinals in her final season, where it lost to the eventual state champions.

## CAREER HIGHS

**PTS:** 4, Bowie State - 12/8/21  
**RBS:** 5, S.C. State - 11/9/21  
**AST:** 1 (2x), last: Marshall - 2/17/22  
**STL:** 1 (4x), last: North Texas - 1/22/22  
**BLK:** 1, WKU - 2/19/22  
**MIN:** 17, Bowie State - 12/8/21  
**FG:** 1 (8x), last: WKU - 2/19/22  
**FGA:** 6, WKU - 2/19/22  
**3FG:** 1, Middle Tennessee - 2/10/22  
**3FGA:** 2, WKU - 2/19/22  
**FT:** 2 (2x), last: North Texas - 1/22/22  
**FTA:** 2 (3x), last: North Texas - 1/22/22

## SEASON HIGHS

**PTS:** 4, Bowie State - 12/8/21  
**RBS:** 5, S.C. State - 11/9/21  
**AST:** 1 (2x), last: Marshall - 2/17/22  
**STL:** 1 (4x), last: North Texas - 1/22/22  
**BLK:** 1, WKU - 2/19/22  
**MIN:** 17, Bowie State - 12/8/21  
**FG:** 1 (8x), last: WKU - 2/19/22  
**FGA:** 6, WKU - 2/19/22  
**3FG:** 1, Middle Tennessee - 2/10/22  
**3FGA:** 2, WKU - 2/19/22  
**FT:** 2 (2x), last: North Texas - 1/22/22  
**FTA:** 2 (3x), last: North Texas - 1/22/22

## 2021-22 GAME-BY-GAME

Opponent	Date	GS	MIN	Total		3-Pointers		Free throws		Rebounds				PF	A	TO	BLK	STL	PTS	AVG
				FG-FGA	PCT	3FG-3FGA	PCT	FT-FTA	PCT	OFF	DEF	TOT	AVG							
South Carolina St.	11/09/2021		10:57	0-2	.000	0-0	.000	0-0	.000	2	3	5	5.0	1	0	0	0	0	0	0.0
Auburn	11/14/2021		07:46	0-1	.000	0-0	.000	1-2	.500	1	1	2	3.5	0	0	0	0	0	1	0.5
George Washington	11/18/2021		02:21	0-0	.000	0-0	.000	0-0	.000	0	0	0	2.3	0	0	0	0	0	0.3	
at VCU	11/21/2021		01:30	0-1	.000	0-0	.000	0-0	.000	0	1	1	2.0	0	0	0	0	0	0.3	
vs Saint Joseph's	11/26/2021		07:17	1-1	1.000	0-0	.000	0-0	.000	1	1	2	2.0	0	0	0	0	0	2	0.6
vs Texas Tech	11/27/2021		03:43	0-0	.000	0-0	.000	0-0	.000	0	1	1	1.8	0	0	0	0	0	0.5	
vs Stetson	11/28/2021		13:29	1-3	.333	0-0	.000	0-0	.000	0	2	2	1.9	2	0	0	0	0	2	0.7
at William & Mary	12/05/2021		06:22	1-2	.500	0-0	.000	0-0	.000	0	0	0	1.6	0	0	0	0	1	2	0.9
Bowie St.	12/08/2021		16:38	1-5	.200	0-0	.000	2-2	1.000	1	1	2	1.7	0	0	3	0	1	4	1.2
Norfolk St.	12/12/2021		03:08	0-0	.000	0-0	.000	0-0	.000	0	0	0	1.5	0	0	0	0	0	0	1.1
at Appalachian St.	12/18/2021		14:53	1-5	.200	0-0	.000	0-0	.000	1	0	1	1.5	1	1	0	0	0	2	1.2
at UTSA	01/13/2022		07:08	0-0	.000	0-0	.000	0-0	.000	0	2	2	1.5	1	0	0	0	1	0	1.1
at UTEP	01/15/2022		05:42	0-1	.000	0-0	.000	0-0	.000	0	0	0	1.4	1	0	1	0	0	0	1.0
Fla. Atlantic	01/17/2022		05:11	1-1	1.000	0-0	.000	0-0	.000	1	1	2	1.4	0	0	1	0	0	2	1.1
Rice	01/20/2022		03:28	0-0	.000	0-0	.000	0-0	.000	0	0	0	1.3	0	0	0	0	0	0	1.0
North Texas	01/22/2022		08:14	0-0	.000	0-0	.000	2-2	1.000	1	0	1	1.3	0	0	1	0	1	2	1.1
at Marshall	02/03/2022		02:35	0-0	.000	0-0	.000	0-0	.000	0	0	0	1.2	0	0	0	0	0	0	1.0
FIU	02/07/2022		03:38	0-0	.000	0-0	.000	0-0	.000	0	0	0	1.2	0	0	0	0	0	0	0.9
Middle Tenn.	02/10/2022		05:34	1-1	1.000	1-1	1.000	0-0	.000	1	1	2	1.2	0	0	1	0	0	3	1.1
at UAB	02/13/2022		03:44	0-0	.000	0-0	.000	0-0	.000	0	1	1	1.2	1	0	0	0	0	0	1.0
Marshall	02/17/2022		02:29	0-0	.000	0-0	.000	0-0	.000	0	1	1	1.2	0	1	0	0	0	0	1.0
Western Ky.	02/19/2022		12:55	1-6	.167	0-2	.000	0-0	.000	3	1	4	1.3	3	0	1	1	0	2	1.0
<b>Totals</b>		<b>0</b>	<b>148:42</b>	<b>8-29</b>	<b>.276</b>	<b>1-3</b>	<b>.333</b>	<b>5-6</b>	<b>.833</b>	<b>12</b>	<b>17</b>	<b>29</b>	<b>1.3</b>	<b>10</b>	<b>2</b>	<b>8</b>	<b>1</b>	<b>4</b>	<b>22</b>	<b>1.0</b>

## CAREER STATISTICS

		Field Goals		3-Point		F-Throws		Rebounds				Scoring								
SEASON	TEAM	GP-GS	MIN/AVG	FG-FGA	FG%	3FG-3FGA	3FG%	FT-FTA	FT%	OFF	DEF	TOT	AVG	PF-FO	A	TO	BLK	STL	PTS	AVG
2021-22	ODU	22-0	149/6.8	8-29	.276	1-3	.333	5-6	.833	12	17	29	1.3	10-0	2	8	1	4	22	1.0
<b>TOTAL</b>		<b>22-0</b>	<b>149/6.8</b>	<b>8-29</b>	<b>.276</b>	<b>1-3</b>	<b>.333</b>	<b>5-6</b>	<b>.833</b>	<b>12</b>	<b>17</b>	<b>29</b>	<b>1.3</b>	<b>10-0</b>	<b>2</b>	<b>8</b>	<b>1</b>	<b>4</b>	<b>22</b>	<b>1.0</b>



# #35 ALEX ROUSE

5-8 | FRESHMAN | GUARD | LITTLE ROCK, ARK. | JOE T. ROBINSON

## PLAYER NOTES

- Scored her first collegiate points vs. WKU on Feb. 19. Finished with five on 2-of-2 shooting. Converted a 3-point play for her first points.
- Played four minutes in ODU's season opener vs. S.C. State. Grabbed one offensive rebound.
- A multi-sport athlete at Joe T. Robinson. Scored over 2,000-career points to set the school record. Earned all-conference and all-state recognition as a senior after averaging 25.5 points, six rebounds and three assists per game
- A former state champion in soccer and played volleyball for a season.
- Father played football at Arkansas and for the Chicago Bears.

## CAREER HIGHS

PTS: 5, WKU - 2/19/22  
 RBS: 2, WKU - 2/19/22  
 AST: ---  
 STL: ---  
 BLK: ---  
 MIN: 6, WKU - 2/19/22  
 FG: 2, WKU - 2/19/22  
 FGA: 2, WKU - 2/19/22  
 3FG: ---  
 3FGA: 1, Marshall - 2/3/22  
 FT: 1, WKU - 2/19/22  
 FTA: 1, WKU - 2/19/22

## 2021-22 GAME-BY-GAME

Opponent	Date	GS	MIN	Total		3-Pointers		Free throws		Rebounds				Other							
				FG-FGA	PCT	3FG-3FGA	PCT	FT-FTA	PCT	OFF	DEF	TOT	AVG	PF	A	TO	BLK	STL	PTS	AVG	
South Carolina St.	11/09/2021		03:55	0-0	.000	0-0	.000	0-0	.000	1	0	1	1.0	1	0	0	0	0	0	0	0.0
at VCU	11/21/2021		01:30	0-0	.000	0-0	.000	0-0	.000	1	0	1	1.0	0	0	0	0	0	0	0	0.0
at Marshall	02/03/2022		02:09	0-1	.000	0-1	.000	0-0	.000	0	0	0	0.7	1	0	1	0	0	0	0	0.0
at Western Ky.	02/05/2022		01:28	0-0	.000	0-0	.000	0-0	.000	0	0	0	0.5	0	0	0	0	0	0	0	0.0
FIU	02/07/2022		01:04	0-0	.000	0-0	.000	0-0	.000	0	0	0	0.4	0	0	0	0	0	0	0	0.0
Western Ky.	02/19/2022		05:47	2-2	1.000	0-0	.000	1-1	1.000	2	0	2	0.7	1	0	1	0	0	0	5	0.8
<b>Totals</b>			<b>0</b>	<b>15:53</b>	<b>2-3</b>	<b>.667</b>	<b>0-1</b>	<b>.000</b>	<b>1-1</b>	<b>1.000</b>	<b>4</b>	<b>0</b>	<b>4</b>	<b>0.7</b>	<b>3</b>	<b>0</b>	<b>2</b>	<b>0</b>	<b>0</b>	<b>5</b>	<b>0.8</b>

## SEASON HIGHS

PTS: 5, WKU - 2/19/22  
 RBS: 2, WKU - 2/19/22  
 AST: ---  
 STL: ---  
 BLK: ---  
 MIN: 6, WKU - 2/19/22  
 FG: 2, WKU - 2/19/22  
 FGA: 2, WKU - 2/19/22  
 3FG: ---  
 3FGA: 1, Marshall - 2/3/22  
 FT: 1, WKU - 2/19/22  
 FTA: 1, WKU - 2/19/22

## CAREER STATISTICS

SEASON	TEAM	GP-GS	MIN/AVG	Field Goals		3-Point		F-Throws		Rebounds				Scoring							
				FG-FGA	FG%	3FG-3FGA	3FG%	FT-FTA	FT%	OFF	DEF	TOT	AVG	PF-FO	A	TO	BLK	STL	PTS	AVG	
2021-22	ODU	6-0	16/2.6	2-3	.667	0-1	.000	1-1	1.000	4	0	4	0.7	3-0	0	2	0	0	0	5	0.8
<b>TOTAL</b>		<b>6-0</b>	<b>16/2.6</b>	<b>2-3</b>	<b>.667</b>	<b>0-1</b>	<b>.000</b>	<b>1-1</b>	<b>1.000</b>	<b>4</b>	<b>0</b>	<b>4</b>	<b>0.7</b>	<b>3-0</b>	<b>0</b>	<b>2</b>	<b>0</b>	<b>0</b>	<b>0</b>	<b>5</b>	<b>0.8</b>



# #44 AMHYIA MORELAND

6-1 | FRESHMAN | FORWARD | CHARLOTTE, N.C. | ZEBULON B. VANCE

## PLAYER NOTES

- Matched a personal best with four points while setting career bests with six rebounds and three blocks vs. FIU.
- Came down with four boards vs. Bowie State. Also had two steals.
- Grabbed three rebounds vs. Stetson.
- Scored two points and grabbed two rebounds in four minutes of action in ODU's season opener with S.C. State.
- A two-time 4A state champion. Posted an 11-point, 13-rebound double-double in the 2021 state championship. Averaged 18.2 points and 7.4 rebounds per game as a senior, earning I-Meck Player of the Year honors.

## CAREER HIGHS

**PTS:** 4 (2x), last: FIU - 2/7/22  
**RBS:** 6, FIU - 2/7/22  
**AST:** 1 (3x), last: North Texas - 1/22/22  
**STL:** 2, Bowie State - 12/8/21  
**BLK:** 3, FIU - 2/7/22  
**MIN:** 12, FIU - 2/7/22  
**FG:** 2, Norfolk State - 12/12/21  
**FGA:** 3 (2x), last: FIU - 2/7/22  
**3FG:** ---  
**3FGA:** ---  
**FT:** 2, FIU - 2/7/22  
**FTA:** 4, FIU - 2/7/22

## SEASON HIGHS

**PTS:** 4 (2x), last: FIU - 2/7/22  
**RBS:** 6, FIU - 2/7/22  
**AST:** 1 (3x), last: North Texas - 1/22/22  
**STL:** 2, Bowie State - 12/8/21  
**BLK:** 3, FIU - 2/7/22  
**MIN:** 12, FIU - 2/7/22  
**FG:** 2, Norfolk State - 12/12/21  
**FGA:** 3 (2x), last: FIU - 2/7/22  
**3FG:** ---  
**3FGA:** ---  
**FT:** 2, FIU - 2/7/22  
**FTA:** 4, FIU - 2/7/22

## 2021-22 GAME-BY-GAME

Opponent	Date	GS	MIN	Total		3-Pointers		Free throws		Rebounds				Other						
				FG-FGA	PCT	3FG-3FGA	PCT	FT-FTA	PCT	OFF	DEF	TOT	AVG	PF	A	TO	BLK	STL	PTS	AVG
South Carolina St.	11/09/2021		03:55	1-3	.333	0-0	.000	0-0	.000	0	2	2	2.0	0	0	2	0	0	2	2.0
at VCU	11/21/2021		08:33	0-0	.000	0-0	.000	0-0	.000	0	2	2	2.0	4	1	2	1	0	0	1.0
vs Saint Joseph's	11/26/2021		03:01	0-2	.000	0-0	.000	0-0	.000	0	0	0	1.3	0	0	2	0	0	0	0.7
vs Texas Tech	11/27/2021		03:27	0-0	.000	0-0	.000	0-0	.000	0	0	0	1.0	3	0	0	0	0	0	0.5
vs Stetson	11/28/2021		04:40	0-2	.000	0-0	.000	0-0	.000	1	2	3	1.4	2	0	3	1	0	0	0.4
at William & Mary	12/05/2021		03:26	1-2	.500	0-0	.000	0-0	.000	0	0	0	1.2	0	0	0	1	0	2	0.7
Bowie St.	12/08/2021		10:40	0-1	.000	0-0	.000	1-2	.500	0	4	4	1.6	2	0	0	0	2	1	0.7
Norfolk St.	12/12/2021		07:31	2-2	1.000	0-0	.000	0-1	.000	1	1	2	1.6	2	1	1	0	1	4	1.1
at Appalachian St.	12/18/2021		07:03	0-1	.000	0-0	.000	0-0	.000	1	1	2	1.7	4	0	0	0	0	0	1.0
North Texas	01/22/2022		07:51	1-2	.500	0-0	.000	1-2	.500	4	0	4	1.9	0	1	1	0	0	3	1.2
Charlotte	01/26/2022		08:35	1-2	.500	0-0	.000	1-2	.500	1	3	4	2.1	0	0	0	2	0	3	1.4
at Charlotte	01/29/2022		02:58	0-0	.000	0-0	.000	0-0	.000	1	0	1	2.0	1	0	1	0	0	0	1.3
at Marshall	02/03/2022		07:47	1-1	1.000	0-0	.000	1-2	.500	1	2	3	2.1	1	0	1	1	1	3	1.4
at Western Ky.	02/05/2022		05:03	0-1	.000	0-0	.000	1-2	.500	2	0	2	2.1	1	0	0	1	0	1	1.4
FIU	02/07/2022		12:00	1-3	.333	0-0	.000	2-4	.500	3	3	6	2.3	4	0	2	3	0	4	1.5
<b>Totals</b>			<b>0 96:29</b>	<b>8-22</b>	<b>.364</b>	<b>0-0</b>	<b>.000</b>	<b>7-15</b>	<b>.467</b>	<b>15</b>	<b>20</b>	<b>35</b>	<b>2.3</b>	<b>24</b>	<b>3</b>	<b>15</b>	<b>10</b>	<b>4</b>	<b>23</b>	<b>1.5</b>

## CAREER STATISTICS

SEASON	TEAM	GP-GS	MIN/AVG	Field Goals		3-Point		F-Throws		Rebounds				Scoring						
				FG-FGA	FG%	3FG-3FGA	3FG%	FT-FTA	FT%	OFF	DEF	TOT	AVG	PF	FO	A	TO	BLK	STL	PTS
2021-22	ODU	15-0	96/6.4	8-22	.364	0-0	.000	7-15	.467	15	20	35	2.3	24-0	3	15	10	4	23	1.5
<b>TOTAL</b>		<b>15-0</b>	<b>96/6.4</b>	<b>8-22</b>	<b>.364</b>	<b>0-0</b>	<b>.000</b>	<b>7-15</b>	<b>.467</b>	<b>15</b>	<b>20</b>	<b>35</b>	<b>2.3</b>	<b>24-0</b>	<b>3</b>	<b>15</b>	<b>10</b>	<b>4</b>	<b>23</b>	<b>1.5</b>

## 2021-22 OVERALL SEASON STATS

### Game Records

Record	Overall	Home	Away	Neutral
ALL GAMES	20-6	10-3	7-3	3-0
CONFERENCE	10-4	6-2	4-2	0-0
NON-CONFERENCE	10-2	4-1	3-1	3-0

### Score by Periods

Team	1st	2nd	3rd	4th	OT	TOT
Old Dominion	385	400	440	433	0	1658
Opponents	330	324	383	372	0	1409

### Team Box Score

No.	Player				Total		3-Point		F-Throw		Rebounds											
		GP-GS	MIN	AVG	FG-FGA	FG%	3FG-3FGA	3FG%	FT-FTA	FT%	OFF	DEF	TOT	AVG	PF	DQ	A	TO	BLK	STL	PTS	AVG
2	ALLEN, Iggy	26-26	798:05	30.7	137-388	.353	40-137	.292	63-86	.733	68	136	204	7.8	63	0	40	47	5	39	377	14.5
14	WAYNE, Ajah	26-26	769:29	29.6	118-289	.408	20-68	.294	90-127	.709	67	85	152	5.8	49	0	45	55	16	43	346	13.3
23	YOUNG, Amari	26-26	696:39	26.8	100-185	.541	0-0	.000	34-90	.378	56	91	147	5.7	61	1	22	46	23	37	234	9.0
12	JACKSON, Brianna	26-15	494:18	19.0	71-145	.490	0-1	.000	35-55	.636	55	78	133	5.1	79	2	6	44	42	17	177	6.8
1	ADAMS, Mariah	24-21	751:49	31.3	49-150	.327	6-41	.146	33-41	.805	16	52	68	2.8	67	1	101	66	3	51	137	5.7
4	HUDSON, Aziah	26-1	435:33	16.8	39-112	.348	24-79	.304	20-28	.714	8	12	20	0.8	31	0	13	16	1	22	122	4.7
11	CLARK, Kaye	26-13	581:55	22.4	46-126	.365	14-48	.292	15-25	.600	29	35	64	2.5	54	1	41	44	9	42	121	4.7
3	WASHINGTON, Taleah	9-2	115:51	12.9	12-36	.333	7-23	.304	6-10	.600	1	8	9	1.0	6	0	10	15	3	4	37	4.1
44	MORELAND, Amhyia	15-0	96:29	6.4	8-22	.364	0-0	.000	7-15	.467	15	20	35	2.3	24	0	3	15	10	4	23	1.5
5	BARNES-WILLIAMS, Ashanti	13-0	81:34	6.3	8-26	.308	0-3	.000	3-5	.600	9	7	16	1.2	15	0	5	5	2	4	19	1.5
0	CAMPBELL, Joy	23-0	176:17	7.7	10-36	.278	3-14	.214	5-11	.455	4	21	25	1.1	12	0	13	15	0	12	28	1.2
25	NELSON, Kaylen	22-0	148:42	6.8	8-29	.276	1-3	.333	5-6	.833	12	17	29	1.3	10	0	2	8	1	4	22	1.0
24	SAMPLE, Eden	10-0	37:25	3.7	4-13	.308	0-7	.000	2-6	.333	4	1	5	0.5	4	0	2	1	1	1	10	1.0
35	ROUSE, Alex	6-0	15:53	2.6	2-3	.667	0-1	.000	1-1	1.000	4	0	4	0.7	3	0	0	2	0	0	5	0.8
Team															16							
<b>Total</b>		<b>26</b>	<b>5200</b>		<b>612-1560</b>	<b>.392</b>	<b>115-425</b>	<b>.271</b>	<b>319-506</b>	<b>.630</b>	<b>395</b>	<b>611</b>	<b>1006</b>	<b>38.7</b>	<b>478</b>	<b>5</b>	<b>303</b>	<b>395</b>	<b>116</b>	<b>280</b>	<b>1658</b>	<b>63.8</b>
<b>Opponents</b>		<b>26</b>	<b>5200</b>		<b>490-1341</b>	<b>.365</b>	<b>107-385</b>	<b>.278</b>	<b>322-479</b>	<b>.672</b>	<b>306</b>	<b>649</b>	<b>955</b>	<b>36.7</b>	<b>487</b>	<b>14</b>	<b>245</b>	<b>544</b>	<b>79</b>	<b>175</b>	<b>1409</b>	<b>54.2</b>

### Team Statistics

	ODU	OPP
<b>Scoring</b>	<b>1658</b>	<b>1409</b>
Points per game	63.8	54.2
Scoring margin	+9.6	-
<b>Field goals-att</b>	<b>612-1560</b>	<b>490-1341</b>
Field goal pct	.392	.365
<b>3 point fg-att</b>	<b>115-425</b>	<b>107-385</b>
3-point FG pct	.271	.278
3-pt FG made per game	4.4	4.1
<b>Free throws-att</b>	<b>319-506</b>	<b>322-479</b>
Free throw pct	.630	.672
F-Throws made per game	12.3	12.4
<b>Rebounds</b>	<b>1006</b>	<b>955</b>
Rebounds per game	38.7	36.7
Rebounding margin	+2.0	-
<b>Assists</b>	<b>303</b>	<b>245</b>
Assists per game	11.7	9.4
<b>Turnovers</b>	<b>395</b>	<b>544</b>
Turnovers per game	15.2	20.9
Turnover margin	+5.7	-
Assist/turnover ratio	0.8	0.5
<b>Steals</b>	<b>280</b>	<b>175</b>
Steals per game	10.8	6.7
<b>Blocks</b>	<b>116</b>	<b>79</b>
Blocks per game	4.5	3.0
<b>Winning streak</b>	<b>1</b>	<b>-</b>
Home win streak	1	-
<b>Attendance</b>	<b>20746</b>	<b>8133</b>
Home games-Avg/Game	13-1596	10-813
Neutral site-Avg/Game	-	3-0

### Team Results

Date	Opponent		Score	Att.
11/09/2021	South Carolina St.	W	80-52	1649
11/14/2021	Auburn	W	57-44	1776
11/18/2021	George Washington	L	45-47	1719
11/21/2021	at VCU	L	48-71	641
11/26/2021	vs Saint Joseph's	W	67-50	0
11/27/2021	vs Texas Tech	W	59-45	0
11/28/2021	vs Stetson	W	61-51	0
12/05/2021	at William & Mary	W	68-55	221
12/08/2021	Bowie St.	W	70-29	1591
12/12/2021	Norfolk St.	W	76-47	1924
12/18/2021	at Appalachian St.	W	85-49	204
12/22/2021	at Temple	W	71-68	3122
01/13/2022	at UTSA	W	57-46	455
01/15/2022	at UTEP	L	48-53	782
01/17/2022	Fla. Atlantic	W	61-48	1477
01/20/2022	Rice	W	69-59	1393
01/22/2022	North Texas	W	67-57	558
01/26/2022	Charlotte	L	61-64	1620
01/29/2022	at Charlotte	W	54-45	819
02/03/2022	at Marshall	W	62-47	412
02/05/2022	at Western Ky.	L	57-71	1156
02/07/2022	FIU	W	73-61	1615
02/10/2022	Middle Tenn.	W	58-56	1574
02/13/2022	at UAB	W	81-75	321
02/17/2022	Marshall	L	48-64	1765
02/19/2022	Western Ky.	W	75-55	2085



## CONFERENCE USA STATS

### Game Records

Record	Overall	Home	Away	Neutral
ALL GAMES	10-4	6-2	4-2	0-0
CONFERENCE	10-4	6-2	4-2	0-0
NON-CONFERENCE	0-0	0-0	0-0	0-0

### Score by Periods

Team	1st	2nd	3rd	4th	OT	TOT
Old Dominion	193	209	241	228	0	871
Opponents	204	168	223	206	0	801

### Team Box Score

No.	Player	Total			3-Point			F-Throw		Rebounds				Other Stats								
		GP-GS	MIN	AVG	FG-FGA	FG%	3FG-3FGA	3FG%	FT-FTA	FT%	OFF	DEF	TOT	AVG	PF	DQ	A	TO	BLK	STL	PTS	AVG
2	ALLEN, Iggy	14-14	449:47	32.1	73-223	.327	20-85	.235	39-53	.736	38	66	104	7.4	37	0	17	27	3	19	205	14.6
14	WAYNE, Ajah	14-14	423:11	30.2	60-152	.395	6-32	.188	40-61	.656	29	52	81	5.8	29	0	23	36	9	21	166	11.9
23	YOUNG, Amari	14-14	392:51	28.1	57-106	.538	0-0	.000	19-47	.404	26	55	81	5.8	38	1	16	22	13	18	133	9.5
12	JACKSON, Brianna	14-11	307:33	22.0	42-88	.477	0-0	.000	25-36	.694	35	48	83	5.9	46	1	3	20	22	12	109	7.8
4	HUDSON, Aziah	14-1	234:54	16.8	26-65	.400	16-45	.356	14-17	.824	6	7	13	0.9	19	0	6	10	1	8	82	5.9
1	ADAMS, Mariah	14-14	461:49	33.0	27-90	.300	3-25	.120	15-18	.833	9	32	41	2.9	34	0	61	41	3	26	72	5.1
11	CLARK, Kaye	14-2	271:51	19.4	17-61	.279	7-27	.259	8-13	.615	13	15	28	2.0	26	0	14	19	4	12	49	3.5
44	MORELAND, Amhyia	6-0	44:14	7.4	4-9	.444	0-0	.000	6-12	.500	12	8	20	3.3	7	0	1	5	7	1	14	2.3
5	BARNES-WILLIAMS, Ashanti	6-0	35:36	5.9	4-12	.333	0-1	.000	0-0	.000	6	4	10	1.7	6	0	2	2	1	1	8	1.3
35	ROUSE, Alex	4-0	10:28	2.6	2-3	.667	0-1	.000	1-1	1.000	2	0	2	0.5	2	0	0	2	0	0	5	1.3
0	CAMPBELL, Joy	13-0	100:15	7.7	5-18	.278	3-10	.300	2-4	.500	0	11	11	0.8	9	0	11	5	0	6	15	1.2
24	SAMPLE, Eden	4-0	06:54	1.7	2-4	.500	0-2	.000	0-0	.000	1	0	1	0.3	0	0	0	1	0	0	4	1.0
25	NELSON, Kaylen	11-0	60:38	5.5	3-9	.333	1-3	.333	2-2	1.000	6	7	13	1.2	6	0	1	5	1	2	9	0.8
Team											26	24	50					11				
<b>Total</b>		<b>14</b>	<b>2800</b>		<b>322-840</b>	<b>.383</b>	<b>56-231</b>	<b>.242</b>	<b>171-264</b>	<b>.648</b>	<b>209</b>	<b>329</b>	<b>538</b>	<b>38.4</b>	<b>259</b>	<b>2</b>	<b>155</b>	<b>206</b>	<b>64</b>	<b>126</b>	<b>871</b>	<b>62.2</b>
<b>Opponents</b>		<b>14</b>	<b>2800</b>		<b>274-729</b>	<b>.376</b>	<b>68-223</b>	<b>.305</b>	<b>185-270</b>	<b>.685</b>	<b>159</b>	<b>359</b>	<b>518</b>	<b>37.0</b>	<b>255</b>	<b>9</b>	<b>145</b>	<b>272</b>	<b>41</b>	<b>86</b>	<b>801</b>	<b>57.2</b>

### Team Statistics

	ODU	OPP
<b>Scoring</b>	<b>871</b>	<b>801</b>
Points per game	62.2	57.2
Scoring margin	+5.0	-
<b>Field goals-att</b>	<b>322-840</b>	<b>274-729</b>
Field goal pct	.383	.376
<b>3 point fg-att</b>	<b>56-231</b>	<b>68-223</b>
3-point FG pct	.242	.305
3-pt FG made per game	4.0	4.9
<b>Free throws-att</b>	<b>171-264</b>	<b>185-270</b>
Free throw pct	.648	.685
F-Throws made per game	12.2	13.2
<b>Rebounds</b>	<b>538</b>	<b>518</b>
Rebounds per game	38.4	37.0
Rebounding margin	+1.4	-
<b>Assists</b>	<b>155</b>	<b>145</b>
Assists per game	11.1	10.4
<b>Turnovers</b>	<b>206</b>	<b>272</b>
Turnovers per game	14.7	19.4
Turnover margin	+4.7	-
Assist/turnover ratio	0.8	0.5
<b>Steals</b>	<b>126</b>	<b>86</b>
Steals per game	9.0	6.1
<b>Blocks</b>	<b>64</b>	<b>41</b>
Blocks per game	4.6	2.9
<b>Winning streak</b>	<b>1</b>	<b>-</b>
Home win streak	1	-
<b>Attendance</b>	<b>12087</b>	<b>3945</b>
Home games-Avg/Game	8-1511	6-658
Neutral site-Avg/Game	-	0-0

### Team Results

Date	Opponent	Score	Att.
01/13/2022	at UTSA	W 57-46	455
01/15/2022	at UTEP	L 48-53	782
01/17/2022	Fla. Atlantic	W 61-48	1477
01/20/2022	Rice	W 69-59	1393
01/22/2022	North Texas	W 67-57	558
01/26/2022	Charlotte	L 61-64	1620
01/29/2022	at Charlotte	W 54-45	819
02/03/2022	at Marshall	W 62-47	412
02/05/2022	at Western Ky.	L 57-71	1156
02/07/2022	FIU	W 73-61	1615
02/10/2022	Middle Tenn.	W 58-56	1574
02/13/2022	at UAB	W 81-75	321
02/17/2022	Marshall	L 48-64	1765
02/19/2022	Western Ky.	W 75-55	2085

# Old Dominion Women's Basketball 2021-22 Game Notes

## BOX SCORES

### GAME ONE



Official Basketball Box Score - Final  
**South Carolina St. at Old Dominion**  
 11/09/21 Charlayne Arena, Norfolk, Va.  
 2021-22 Women's Basketball

Game Time: 6:30 PM  
 Game Duration: 1:58  
 Attendance: 1,549

Officials: Tammy Holman, Priscilla Herring, Sarah Williams

South Carolina St. - 52

Record: 0-1

NO. Name	Min	FG		3P		FT		Rebounds		Fouls		TP	AS	TO	ST	Blocks		+/-
		M-A	M-A	M-A	M-A	OR	DR	FF	FD	BS	BA							
24 Trinity Klock	16:30	1-4	0-0	0-0	0-0	4	4	2	2	2	1	4	0	0	0	0	0	-14
2 Nadia Reese	16:30	1-4	0-0	0-0	0-0	4	4	2	2	2	1	4	0	0	0	0	0	-15
3 Lovely Sonnier	21:22	1-5	0-3	0-2	1	4	5	3	3	2	0	3	0	0	0	0	0	-15
15 Shania Wright	11:30	1-1	1-1	0-0	0	1	1	1	1	0	3	0	2	0	0	0	0	-8
21 Victoria Jordan	17:18	1-2	0-0	2-3	0	1	1	1	2	4	1	2	1	0	0	0	0	-4
34 Tiona Walls	17:35	1-3	0-1	2-4	1	2	3	1	2	4	1	1	1	0	0	0	0	-12
20 Nicole Gwynn	30:32	5-11	3-6	2-4	0	2	2	3	3	15	0	11	1	0	1	0	1	-19
5 Mekayla Lumpkin	22:24	0-2	0-2	0-0	0	0	0	0	0	0	2	1	1	0	1	0	1	-18
4 Brianna Thompson	14:50	0-1	0-0	1-2	0	0	0	3	1	1	1	1	0	1	1	0	1	-12
23 Aliciah Fields	11:16	1-1	0-0	0-0	1	0	1	0	0	2	0	2	0	0	0	0	0	-7
<b>Team</b>						3	4	7	0	0	2							
<b>Totals</b>		18-45	5-15	11-22	9	26	35	22	19	52	7	35	5	6	4	28		

Technical Fouls: NONE

Shooting By Period	
1 <sup>st</sup> FG%	6-15 40.0%
2 <sup>nd</sup> FG%	4-11 36.4%
3 <sup>rd</sup> FG%	5-12 41.7%
4 <sup>th</sup> FG%	3-7 42.9%
3PT%	0-0 0.0%
FT%	5-12 41.7%
GM FG%	18-45 40.0%
3PT%	5-15 33.3%
FT%	11-22 50.0%

Dead Ball Rebounds: 6, 0

### GAME TWO



Official Basketball Box Score - Final  
**Auburn at Old Dominion**  
 11/14/21 Charlayne Arena, Norfolk, Va.  
 2021-22 Women's Basketball

Game Time: 2:00 PM  
 Game Duration: 2:17  
 Attendance: 1,776

Officials: Measow Overstreet, Bill Larrance, David Jenkins

Auburn - 44

Record: 0-2

NO. Name	Min	FG		3P		FT		Rebounds		Fouls		TP	AS	TO	ST	Blocks		+/-
		M-A	M-A	M-A	M-A	OR	DR	FF	FD	BS	BA							
10 Kiyae White	11:12	0-2	0-0	0-0	0	0	0	4	1	0	0	0	0	0	1	1	2	
2 Sania Wells	27:36	4-10	1-2	2-2	0	1	1	4	3	11	1	2	0	0	0	0	0	-7
3 Annie Hughes	37:35	1-6	0-4	0-0	0	2	2	1	2	2	0	0	0	0	1	1	0	-17
5 Aicha Coulibaly	38:07	7-14	0-2	3-7	4	9	13	4	6	17	0	3	1	1	0	0	0	-8
23 Honeshy Scott-Grayson	36:49	3-17	0-3	4-5	2	9	11	2	4	10	1	2	2	0	2	0	0	-14
14 Jash Jordan	05:38	0-1	0-0	0-0	1	1	2	2	0	0	1	3	0	0	1	1	0	-9
1 Xaria Wiggins	14:14	0-2	0-2	0-0	0	2	2	3	1	0	0	2	0	0	0	0	0	-3
12 Mar'shaun Bostic	17:07	0-3	0-0	2-2	0	1	1	4	1	2	2	1	2	1	2	1	0	-6
0 Amoura Graves	04:12	0-1	0-1	0-0	1	0	1	0	0	0	0	0	0	0	0	0	0	4
20 Adora Onwumelu	05:49	0-3	0-0	2-2	3	2	5	2	1	2	0	0	0	0	1	1	0	-7
4 Riley Donahue	00:49	0-0	0-0	0-0	0	0	0	0	0	0	0	0	0	0	0	0	0	0
<b>Team</b>						0	4	4	0	0	1							
<b>Totals</b>		15-59	1-14	13-18	11	31	42	27	19	44	5	16	5	5	7	13		

Technical Fouls: NONE

Shooting By Period	
1 <sup>st</sup> FG%	6-16 37.5%
2 <sup>nd</sup> FG%	2-16 12.5%
3 <sup>rd</sup> FG%	3-10 30.0%
4 <sup>th</sup> FG%	4-17 23.5%
3PT%	0-0 0.0%
FT%	4-12 33.3%
GM FG%	15-59 25.4%
3PT%	1-14 7.1%
FT%	13-18 72.2%

Dead Ball Rebounds: 3, 1

Old Dominion - 80

Record: 1-0

NO. Name	Min	FG		3P		FT		Rebounds		Fouls		TP	AS	TO	ST	Blocks		+/-
		M-A	M-A	M-A	M-A	OR	DR	FF	FD	BS	BA							
23 Amari Young	20:53	5-9	0-0	1-3	3	3	6	2	3	11	0	2	2	2	0	2	16	
1 Mariah Adams	24:23	4-9	0-2	2-2	0	1	1	4	4	10	2	1	4	0	0	0	24	
2 Iggy Allen	22:23	6-13	0-2	1-2	4	4	7	2	2	15	0	0	3	0	0	0	19	
11 Kaye Clark	22:10	4-8	2-3	1-2	4	1	5	2	1	11	1	3	4	1	0	0	19	
14 Ajah Wayne	26:38	4-13	1-4	6-6	4	3	7	1	4	15	1	1	2	1	2	2	23	
3 Taleah Washington	13:26	1-5	0-1	4-5	0	2	2	1	3	6	1	3	1	1	0	0	7	
25 Kaylen Nelson	10:57	0-2	0-0	0-0	2	3	5	1	0	0	0	0	0	0	0	0	0	
0 Joy Campbell	09:45	0-0	0-0	0-0	0	0	0	0	0	0	0	0	0	0	0	0	0	
12 Brianna Jackson	05:32	1-2	0-0	0-0	1	0	1	0	1	2	0	1	0	1	1	2	2	
4 Aziah Hudson	18:26	1-5	0-4	0-2	0	0	0	0	1	2	1	1	1	1	0	0	18	
5 Ashanti Barnes-Williams	13:42	1-4	0-2	3-5	1	2	4	2	5	2	1	2	0	0	0	0	7	
22 Eden Sample	03:55	0-0	0-0	1-2	0	0	0	0	1	1	0	0	0	0	0	0	0	
35 Alex Rouse	03:55	0-0	0-0	0-0	1	0	1	0	1	0	0	0	0	0	0	0	0	
44 Amhyia Moreland	03:55	1-3	0-0	0-0	2	2	0	0	2	0	2	0	2	0	0	0	0	
<b>Team</b>						2	5	0	0	0								
<b>Totals</b>		28-73	5-18	19-29	21	23	44	19	22	80	9	15	19	4	6	28		

Technical Fouls: NONE

Shooting By Period	
1 <sup>st</sup> FG%	11-17 64.7%
2 <sup>nd</sup> FG%	9-26 34.6%
3 <sup>rd</sup> FG%	3-16 18.8%
4 <sup>th</sup> FG%	5-14 35.7%
3PT%	0-3 0.0%
FT%	9-13 69.2%
GM FG%	28-73 38.4%
3PT%	5-18 27.8%
FT%	19-29 65.5%

Dead Ball Rebounds: 8, 0

Old Dominion - 57

Record: 2-0

NO. Name	Min	FG		3P		FT		Rebounds		Fouls		TP	AS	TO	ST	Blocks		+/-
		M-A	M-A	M-A	M-A	OR	DR	FF	FD	BS	BA							
23 Amari Young	33:19	3-7	0-0	4-6	2	6	8	4	9	10	0	2	1	1	0	0	3	
1 Mariah Adams	24:17	0-4	0-2	0-2	0	2	2	4	2	0	2	4	1	0	0	0	4	
2 Iggy Allen	38:21	7-17	3-6	4-6	5	10	15	3	5	21	1	2	2	0	0	0	18	
11 Kaye Clark	26:26	0-1	0-1	2-2	0	0	0	1	3	1	2	1	1	0	0	0	17	
14 Ajah Wayne	35:50	5-18	1-6	8-9	2	9	11	6	1	19	2	0	1	1	2	15		
3 Taleah Washington	08:16	0-1	0-0	0-0	0	2	2	0	0	0	0	2	0	0	0	0	0	
4 Aziah Hudson	16:24	0-4	0-3	2-2	0	0	0	1	1	2	0	0	0	0	0	0	0	
25 Kaylen Nelson	07:46	0-1	0-0	1-2	1	1	2	0	1	1	0	0	0	0	0	0	0	
0 Joy Campbell	06:38	0-1	0-0	0-0	0	0	0	0	0	0	0	0	0	0	0	0	0	
5 Ashanti Barnes-Williams	05:53	0-0	0-0	0-0	0	0	0	0	1	0	0	0	0	0	0	0	0	
12 Brianna Jackson	07:50	1-2	0-0	0-1	1	4	5	2	2	0	2	0	0	3	0	11		
<b>Team</b>						2	1	3	0	0								
<b>Totals</b>		16-56	4-18	21-30	13	35	48	19	27	57	6	13	8	7	5	13		

Technical Fouls: NONE

Shooting By Period	
1 <sup>st</sup> FG%	2-12 16.7%
2 <sup>nd</sup> FG%	4-15 26.7%
3 <sup>rd</sup> FG%	7-15 46.7%
4 <sup>th</sup> FG%	3-14 21.4%
3PT%	1-4 25.0%
FT%	5-7 71.4%
GM FG%	16-56 28.6%
3PT%	4-18 22.2%
FT%	21-30 70.0%

Dead Ball Rebounds: 4, 0

SCSU ODU

Biggest lead	SCSU		ODU		Points from Turnovers	SCSU		ODU		Period by Period Scoring				
	0 (1 <sup>st</sup> 10:00)	32 (4 <sup>th</sup> 4:12)	0	4 (4 <sup>th</sup> 4:12)		10	30	1st	2nd	3rd	4			

# Old Dominion Women's Basketball 2021-22 Game Notes

## BOX SCORES

### GAME FIVE



Official Basketball Box Score - Final  
**Saint Joseph's at Old Dominion**  
11/26/21 Leonard E. Merrell Center, Katy  
2021-22 Women's Basketball

Game Time: 11:00 AM  
Game Duration: 1:46

Officials: Demoya Williams, Chaney Murnigh, Kristen Jones

Saint Joseph's - 50

Record: 1-3

NO. Name	Min	FG			3P			FT			Rebounds			Fouls			TP	AS	TO	ST	Blocks			+/-
		M	A	M/A	M	A	M/A	O	DR	TOT	PF	FD	OR	DR	TOT	BS					BA	BL		
11 Elizabeth Marsicano	F	12:49	1-4	1-3	0-0	0	0	0	4	0	3	2	2	0	0	0	-2							
32 Gabby Smalls	F	10:51	0-1	0-0	0-0	0	0	0	3	3	4	1	0	0	0	-13								
5 Julia Nystrom	G	29:23	1-4	0-2	0-0	1	2	3	1	1	2	3	0	0	0	-5								
14 Katie Jekot	G	31:40	2-10	1-5	2-2	0	4	4	0	4	0	4	2	1	0	-16								
23 Alayna Gribble	G	30:31	4-9	3-6	0-0	3	1	4	0	0	11	0	0	0	1	-13								
0 Talya Brugler		16:57	2-5	0-1	0-0	1	2	3	0	2	4	0	1	0	0	-1								
33 Katie Mayock		16:55	1-3	0-0	0-0	2	3	3	1	0	2	2	1	2	0	-1								
1 Olivia Mullins		19:40	1-5	0-2	4-4	0	0	0	1	2	6	1	2	1	0	-9								
21 Mackenzie Smith		08:46	1-3	1-1	0-0	0	1	1	2	0	3	0	1	0	0	-8								
12 Laila Fair		22:28	5-7	0-0	2-4	3	3	6	3	5	12	0	3	1	2	-2								
Team						3	1	4																
Totals			18-51	6-20	8-10	12	19	31	16	15	50	12	15	4	5	3	-17							

Technical Fouls: Nystrom 2<sup>nd</sup> 6:56  
Dead Ball Rebounds: 1,0

### GAME SIX



Official Basketball Box Score - Final  
**Old Dominion at Texas Tech**  
11/22/21 Leonard E. Merrell Center, Katy  
2021-22 Women's Basketball

Game Time: 1:30 PM  
Game Duration: 1:54

Officials: Brian Garland, Jennifer White, LaShonda Kidd

Old Dominion - 59

Record: 4-2

NO. Name	Min	FG			3P			FT			Rebounds			Fouls			TP	AS	TO	ST	Blocks			+/-
		M	A	M/A	M	A	M/A	O	DR	TOT	PF	FD	OR	DR	TOT	BS					BA	BL		
12 Brianna Jackson	F	22:21	0-4	0-0	2-2	1	1	2	4	2	2	1	4	0	0	0	1							
23 Amari Young	F	25:20	3-8	0-0	0-3	3	1	4	2	4	6	0	1	1	2	1	12							
2 Iggy Allen	G	32:13	5-14	2-5	0-0	2	6	8	2	2	12	1	2	0	0	0	0							
11 Kaye Clark	G	21:02	0-4	0-0	0-0	4	1	5	5	1	0	3	3	2	1	2	18							
14 Ajah Wayne	G	30:38	7-13	3-6	0-0	3	4	7	4	5	17	0	1	3	0	0	8							
11 Mariah Adams	G	34:12	5-9	0-1	4-4	1	6	7	4	1	14	7	1	4	0	14								
25 Kaylen Nelson		03:43	0-0	0-0	0-0	0	0	0	1	0	0	0	0	0	0	0	0							
4 Aziah Hudson		27:04	3-6	2-4	0-1	0	0	0	0	1	8	0	0	0	0	0	8							
44 Amiyah Moreland		03:27	0-0	0-0	0-0	0	0	0	0	0	0	0	0	0	0	0	0							
Team						0	1	1																
Totals			23-58	7-16	6-10	14	21	35	24	16	59	12	13	10	3	3	14							

Technical Fouls: NONE  
Dead Ball Rebounds: 2,0

Old Dominion - 67

Record: 3-2

NO. Name	Min	FG			3P			FT			Rebounds			Fouls			TP	AS	TO	ST	Blocks			+/-
		M	A	M/A	M	A	M/A	O	DR	TOT	PF	FD	OR	DR	TOT	BS					BA	BL		
12 Brianna Jackson	F	22:29	3-6	0-0	1-1	1	4	5	4	2	7	1	1	2	1	0	23							
23 Amari Young	F	29:24	4-8	0-0	2-4	2	3	5	3	8	10	0	1	0	0	2								
2 Iggy Allen	G	17:53	6-8	3-4	0-0	1	3	4	0	15	0	1	0	0	0	23								
11 Kaye Clark	G	33:36	3-5	1-2	0-0	2	1	3	1	7	3	0	1	1	0	16								
14 Ajah Wayne	G	35:47	5-15	0-1	2-3	7	2	9	0	3	12	4	2	1	1	13	12							
11 Mariah Adams		29:07	5-8	2-2	2-2	1	4	5	3	0	14	6	2	2	0	16								
44 Amiyah Moreland		03:01	0-2	0-0	0-0	0	0	0	0	0	0	2	0	0	0	-3								
4 Aziah Hudson		17:27	0-6	0-5	0-0	1	0	1	0	0	2	0	0	0	0	-6								
25 Kaylen Nelson		07:17	1-1	0-0	0-0	1	1	2	0	2	0	0	0	0	0	1								
0 Joy Campbell		01:12	0-2	0-0	0-0	1	1	2	0	1	0	0	0	0	0	1	2							
5 Ashanti Barnes-Williams		02:47	0-1	0-0	0-0	0	0	0	0	0	0	0	0	0	0	-1								
Team						1	3	4																
Totals			27-62	6-14	7-10	18	22	40	15	15	67	16	9	6	3	5	17							

Technical Fouls: NONE  
Dead Ball Rebounds: 1,0

Texas Tech - 45

Record: 5-1

NO. Name	Min	FG			3P			FT			Rebounds			Fouls			TP	AS	TO	ST	Blocks			+/-
		M	A	M/A	M	A	M/A	O	DR	TOT	PF	FD	OR	DR	TOT	BS					BA	BL		
10 Bryn Gerlich	F	29:06	3-7	0-2	0-0	1	3	4	2	6	2	7	0	0	0	-5								
24 Taylah Thomas	F	35:09	1-5	0-0	3-4	1	8	9	5	6	5	0	3	0	0	-12								
1 Ella Tolaeono	C	27:51	2-3	0-0	0-3	2	4	6	1	2	4	1	2	2	1	0	1							
4 Lexy Hightower	G	33:01	4-8	1-3	4-5	0	2	2	3	7	13	0	3	1	0	-12								
5 Rhylee McKinney	G	34:36	3-6	0-2	0-0	0	0	0	0	0	6	1	1	0	1	19								
23 Khadija Faye		17:18	0-3	0-0	5-8	1	3	4	3	4	5	0	1	0	2	1	2							
33 Chantae Embry		13:53	2-4	0-2	2-2	0	2	2	0	2	6	0	0	0	0	-2								
11 Saga Ukkonen		09:06	0-3	0-1	0-0	0	0	0	1	1	0	0	0	0	0	-4								
Team						3	1	4																
Totals			15-39	1-10	14-22	8	23	31	18	24	45	4	17	6	3	3	19							

Technical Fouls: Bench 2<sup>nd</sup> 2:39, Thomas 2<sup>nd</sup> 10:09  
Dead Ball Rebounds: 3,0

Biggest lead	SJU		Points from Turnovers	SJU		Period by Period Scoring
	0 (1 <sup>st</sup> 10:00)	17 (4 <sup>th</sup> 0:17)		11	17	
Best Scoring Run	5 (2 <sup>nd</sup> 7:47)	10 (4 <sup>th</sup> 0:17)	24	34	SJU 4 16 21 9 50	
Lead Changes	0	0	11	14	ODU 13 13 16 25 67	
Times Tied	2	0	0	2		
Time with Lead	00:00	36:39	Bench	27	16	

Biggest lead	ODU		Points from Turnovers	TTU		Period by Period Scoring
	27 (3 <sup>rd</sup> 8:31)	0 (1 <sup>st</sup> 10:00)		15	11	
Best Scoring Run	19 (3 <sup>rd</sup> 9:49)	12 (3 <sup>rd</sup> 2:06)	20	24	ODU 15 22 12 10 59	
Lead Changes	0	0	10	6		
Times Tied	0	0	7	0	TTU 10 4 19 12 45	
Time with Lead	38:44	00:00	Bench	22	11	

### GAME SEVEN



Official Basketball Box Score - Final  
**Stetson at Old Dominion**  
11/28/21 Leonard E. Merrell Center, Katy  
2021-22 Women's Basketball

Game Time: 11:00 AM  
Game Duration: 1:51

Officials: Brian Garland, Symbri Tuttle, Jaclyn Watson

Stetson - 51

Record: 4-3

NO. Name	Min	FG			3P			FT			Rebounds			Fouls			TP	AS	TO	ST	Blocks			+/-
		M	A	M/A	M	A	M/A	O	DR	TOT	PF	FD	OR	DR	TOT	BS					BA	BL		
12 Ayanna Dublin	F	10:56	0-2	0-0	2-2	1	2	3	4	1	2	4	1	0	1	-10								
24 Talianna Streun	F	27:31	5-12	1-1	4-6	5	3	8	5	6	15	0	3	0	0	-7								
4 Jamiya Turner	G	35:38	1-10	0																				

# Old Dominion Women's Basketball 2021-22 Game Notes

## BOX SCORES

### GAME NINE



Official Basketball Box Score - Final  
**Bowie St. at Old Dominion**  
12/08/21 Charlayne Arena, Norfolk, Va.  
2021-22 Women's Basketball

Game Time: 6:30 PM  
Game Duration: 1:42  
Attendance: 1,391

Officials: Natasha Curry, Kristie Watkins-Day, Katie Wood

Bowie St. - 29

Record: 2-4

NO. Name	Min	FG			FT			Rebounds		Fouls		TP	AS	TO	ST	Blocks		+/-
		M/A	3P/A	M/A	M/A	OR	DR	OR	DR	PF	FF					BS	BA	
15 Talayna Hutton	F	26:41	3-15	0-2	0-0	3	5	8	1	0	6	1	3	3	0	3	-26	
1 Seanice Lyons	G	09:41	0-1	0-0	0-0	0	0	0	2	0	0	0	0	0	1	0	-13	
2 Drew Calhoun	G	21:02	0-1	0-0	0-0	0	3	3	2	0	0	0	1	0	0	0	-29	
21 Robyn Howard	G	32:13	0-2	0-1	0-0	1	2	3	3	0	0	0	0	0	0	0	-27	
30 Katerra Myers	G	13:57	0-1	0-1	0-2	1	2	3	0	0	0	0	1	0	0	0	-25	
3 Anii Harris	F	17:45	2-6	0-0	2-2	1	0	1	5	3	6	0	3	0	0	0	-21	
34 Amani Ball	F	22:36	3-4	2-3	0-0	1	2	3	4	1	8	0	3	0	0	0	-19	
4 Chyna Butler	F	21:23	1-4	0-0	0-0	2	2	4	1	1	2	2	8	2	0	0	-21	
24 Saniha Jackson	G	09:54	0-2	0-0	0-4	0	3	3	3	0	1	2	0	0	0	0	-10	
20 Jewel Porter	G	12:41	1-3	0-1	0-2	2	2	1	2	2	0	2	0	2	0	0	-10	
5 Jazmyne Scott	G	10:00	1-1	0-0	3-8	0	3	2	4	5	0	1	0	0	0	0	-10	
32 Shyanne Alexander	G	02:07	0-1	0-0	0-0	0	0	0	0	0	0	0	0	0	0	0	-1	
Team			3	1	4						0		2					
Totals		11:41	2-9	5-18	12	25	37	24	14	29	4	30	5	3	4	-41		

Technical Fouls: NONE

Dead Ball Rebounds: 8, 0

Old Dominion - 70

Record: 7-2

NO. Name	Min	FG			FT			Rebounds		Fouls		TP	AS	TO	ST	Blocks		+/-
		M/A	3P/A	M/A	M/A	OR	DR	OR	DR	PF	FF					BS	BA	
23 Amari Young	F	15:10	5-6	0-0	1-2	3	2	5	4	1	0	0	2	0	0	0	27	
1 Mariah Adams	G	17:56	1-3	0-2	0-0	1	1	3	1	4	1	2	0	0	0	0	30	
2 Iggy Allen	G	16:42	1-10	0-4	0-1	1	4	5	0	3	2	2	2	1	0	0	29	
11 Kaye Clark	G	13:24	1-3	0-1	0-0	1	1	2	2	1	2	1	3	3	0	0	28	
14 Ajah Wayne	G	16:16	3-4	3-3	2-2	0	1	1	3	2	11	2	2	2	0	0	32	
4 Aziah Hudson	G	12:08	3-6	2-5	0-0	0	1	1	0	0	8	0	1	2	0	0	10	
0 Joy Campbell	G	20:00	2-6	0-2	2-5	0	2	2	0	3	6	0	1	1	0	0	9	
3 Taleah Washington	F	17:19	2-6	2-5	0-0	0	0	0	1	6	5	0	0	0	1	0	9	
12 Brianna Jackson	F	13:36	3-5	0-0	1-3	2	1	3	2	4	7	1	0	0	0	3	13	
44 Amiyah Moreland	F	10:40	0-1	0-0	1-2	0	4	4	2	2	1	0	0	2	0	0	10	
25 Kaylen Nelson	F	16:38	1-5	0-0	2-2	1	1	2	0	2	4	0	3	1	0	0	8	
5 Ashanti Barnes-Williams	F	17:17	3-6	0-0	0-0	2	1	3	2	0	6	0	1	0	1	0	8	
24 Eden Sample	F	12:54	1-3	0-1	0-2	1	1	2	1	1	2	1	0	1	0	0	2	
Team			5	5	10						0		1					
Totals		26:64	7-23	11-21	18	23	41	15	24	17	14	14	15	4	3	41		

Technical Fouls: Wayne 3, 7, 41

Dead Ball Rebounds: 5, 0

Biggest lead

BSU	ODU	Points from Turnovers	BSU/ODU	Period by Period Scoring			
				1st	2nd	3rd	4th
0 (1 <sup>st</sup> 10:00)	41 (3 <sup>rd</sup> 1:55)	7	35				
6 (2 <sup>nd</sup> 1:32)	21 (3 <sup>rd</sup> 4:26)	14	32				
0	0	6	21				
0	0	5	11				
00:00	39:45	23	40				

Technical Fouls: NONE

Dead Ball Rebounds: 0, 0

### GAME TEN



Official Basketball Box Score - Final  
**Norfolk St. at Old Dominion**  
12/12/21 Charlayne Arena, Norfolk, Va.  
2021-22 Women's Basketball

Game Time: 2:00 PM  
Game Duration: 1:54  
Attendance: 1,304

Officials: Deanna Jackson, Courtney Robinson, Cori Chambers

Norfolk St. - 47

Record: 3-6

NO. Name	Min	FG			FT			Rebounds		Fouls		TP	AS	TO	ST	Blocks		+/-
		M/A	3P/A	M/A	M/A	OR	DR	OR	DR	PF	FF					BS	BA	
10 Mahogany Williams	F	22:46	7-16	0-1	1-2	2	3	5	4	4	15	0	7	0	1	3	-4	
12 Makoya Diawara	F	18:58	0-4	0-1	0-0	2	2	4	1	1	0	1	2	2	0	0	-10	
1 Deja Francis	G	21:13	1-4	0-1	2-4	0	1	1	3	3	4	1	4	1	0	0	-19	
2 Niya Fields	G	28:26	0-4	0-2	0-2	0	0	0	4	2	0	2	4	3	0	0	-19	
5 Camille Downs	G	27:40	4-12	1-4	1-2	1	0	1	3	3	10	2	9	6	0	0	-15	
24 Darajah Williams	F	25:43	2-5	0-0	0-2	2	4	6	1	1	5	0	0	0	0	0	-22	
20 Larri Snyder	G	11:30	1-2	0-0	2-2	0	1	1	3	1	4	0	0	0	0	0	-11	
11 Armani Franklin	F	23:29	1-5	0-0	2-3	5	2	7	4	3	4	1	2	5	0	0	-20	
4 Lacey Savage	G	04:55	0-0	0-0	0-0	0	0	0	0	2	0	0	1	0	0	0	-13	
0 Crystal White	G	10:05	2-4	1-2	0-0	0	0	0	1	0	5	2	1	0	0	0	-6	
21 Janay Turner	G	05:16	0-1	0-0	0-0	0	0	0	0	1	0	0	0	0	0	0	-6	
Team			4	2	6						0		0					
Totals		18:57	2-11	9-17	16	15	31	27	18	47	9	30	18	1	4	-29		

Technical Fouls: NONE

Dead Ball Rebounds: 5, 0

Old Dominion - 76

Record: 8-2

NO. Name	Min	FG			FT			Rebounds		Fouls		TP	AS	TO	ST	Blocks		+/-
		M/A	3P/A	M/A	M/A	OR	DR	OR	DR	PF	FF					BS	BA	
23 Amari Young	F	22:08	4-4	0-0	2-4	3	2	5	0	5	10	0	5	2	1	0	25	
1 Mariah Adams	G	24:34	0-2	0-1	1-2	0	1	1	2	1	6	4	1	0	0	0	20	
2 Iggy Allen	G	26:17	4-11	0-4	7-9	6	9	15	1	5	15	2	4	1	0	0	19	
11 Kaye Clark	G	23:16	1-5	1-3	0-0	2	2	3	1	3	4	3	4	0	0	0	21	
14 Ajah Wayne	G	27:38	6-12	0-3	4-6	3	1	4	2	7	16	1	3	1	2	0	22	
4 Aziah Hudson	G	20:27	2-4	2-4	0-0	0	0	1	1	6	0	1	2	0	0	0	11	
12 Brianna Jackson	F	16:40	2-4	0-0	3-5	1	4	5	3	7	7	0	5	2	0	0	9	
3 Taleah Washington	F	15:15	4-6	3-5	1-2	0	0	1	1	12	3	4	2	0	0	0	10	
25 Kaylen Nelson	F	33:08	0-0	0-0	0-0	0	0	0	0	0	0	0	0	0	0	0	0	
44 Amiyah Moreland	F	07:31	2-2	0-0	1-1	1	2	2	1	4	1	1	1	0	0	0	4	
5 Ashanti Barnes-Williams	F	05:49	0-1	0-0	0-0	0	1	1	0	0	0	0	1	0	0	0	0	
0 Joy Campbell	G	04:00	0-0	0-0	1-2	0	0	0	0	1	1	0	1	0	0	0	3	
24 Eden Sample	F	03:17	0-1	0-0	1-2	2	0	2	1	1	1	0	0	0	0	0	1	
Team			2	5	7						0		0					
Totals		25:52	6-20	20-33	18	26	44	18	27	76	18	31	15	4	1	29		

Technical Fouls: NONE

Dead Ball Rebounds: 7, 0

Biggest lead

NSU	ODU	Points from Turnovers	NSU/ODU	Period by Period Scoring			
				1st	2nd	3rd	4th
2 (1 <sup>st</sup> 5:04)	31 (4 <sup>th</sup> 0:58)	13	16				
3 (2 <sup>nd</sup> 6:38)	12 (2 <sup>nd</sup> 7:57)	28	34				
0	0	6	14				
1	0	10	25				
02:29	31:38	18	31				

Technical Fouls: NONE

Dead Ball Rebounds: 0, 0

### GAME ELEVEN



Official Basketball Box Score - Final  
**Old Dominion at Appalachian St.**  
12/18/21 Holmes Convocation Center, Boone, NC  
2021-22 Women's Basketball

Game Time: 2:00 PM  
Game Duration: 1:43  
Attendance: 204

Officials: Natasha Harris, Joy Candler, LaSonia Baker

Old Dominion - 85





# Old Dominion Women's Basketball 2021-22 Game Notes

## BOX SCORES

### GAME SEVENTEEN



Official Basketball Box Score - Final  
**North Texas at Old Dominion**  
 01/22/22 Charlayne Arena, Norfolk, Va.  
 2021-22 Women's Basketball

Game Time: 3:00 PM  
 Game Duration: 2:10  
 Attendance: 358

Officials: Jennifer Rezac, Stephanie Barksdale, Kaz Beverley

North Texas - 57		Record: 7-8 (1-4)															
NO. Name	Min	FG	3P	FT	Rebounds	Fouls	TP	AS	TO	ST	Blocks	+					
		M-A	M-A	M-A	OR DR TOT	PF	FD				BS	BA					
21 Jaylen Mallard	F	32:07	7-12	0-0	2-4	3	0	3	4	3	16	1	2	1	1	1	-5
41 Madi Townley	F	29:04	0-1	0-0	0-0	2	2	4	5	2	0	1	2	1	0	1	-14
0 Quincy Noble	G	23:09	2-12	0-4	2-4	1	3	4	5	2	6	1	3	1	1	0	-1
4 Jazion Jackson	G	27:45	4-8	0-2	8-10	1	3	4	3	6	16	4	0	0	1	0	-9
22 Aly Gamez	G	37:46	3-7	1-1	6-10	0	5	5	4	8	13	4	4	1	0	1	-5
20 Amber Dixon		11:02	0-0	0-0	0-0	0	4	4	0	0	0	0	0	0	0	0	1
33 Emma Villas-Gomis		16:03	2-5	2-4	0-2	0	0	0	0	1	6	1	1	0	1	0	-7
1 Kendall McGruder		11:07	0-3	0-2	0-0	0	0	0	0	0	0	0	0	0	0	0	-5
10 Trena Mims		09:28	0-1	0-0	0-0	0	0	0	0	0	0	0	0	0	2	0	0
11 Chbe Callahan		02:29	0-1	0-1	0-0	1	2	1	0	0	1	1	1	0	0	0	-5
Team						1	2	3	0	0	0	0	0	0	0	0	0
<b>Totals</b>		18:50	3-14	18-30	9	20	29	22	25	57	13	16	6	4	4	0	-10

Technical Fouls: NONE

Shooting By Period	
1 <sup>st</sup> FG%	3-10 30.0%
3PT%	1-2 50.0%
FT%	3-7 42.9%
2 <sup>nd</sup> FG%	4-12 33.3%
3PT%	2-4 50.0%
FT%	5-8 62.5%
3 <sup>rd</sup> FG%	6-15 40.0%
3PT%	0-5 0.0%
FT%	6-11 54.5%
4 <sup>th</sup> FG%	5-13 38.5%
3PT%	0-3 0.0%
FT%	4-4 100%
GM FG%	18-50 36.0%
3PT%	3-14 21.4%
FT%	18-30 60.0%

Dead Ball Rebounds: 9, 0

### GAME EIGHTEEN



Official Basketball Box Score - Final  
**Charlotte at Old Dominion**  
 01/26/22 Charlayne Arena, Norfolk, Va.  
 2021-22 Women's Basketball

Game Time: 6:30 PM  
 Game Duration: 1:57  
 Attendance: 1,629

Officials: Brian Garland, Kyle Galway, Kristen Bell

Charlotte - 64		Record: 9-6 (5-0)															
NO. Name	Min	FG	3P	FT	Rebounds	Fouls	TP	AS	TO	ST	Blocks	+					
		M-A	M-A	M-A	OR DR TOT	PF	FD				BS	BA					
24 Molina Williams	F	28:02	2-5	1-2	1-2	1	2	3	3	3	6	0	2	0	0	1	2
40 KeKe McKinney	F	35:58	5-8	0-1	0-0	1	10	11	3	2	10	0	1	1	5	1	1
12 Mikayla Boykin	G	32:38	5-10	3-5	2-2	1	7	8	1	1	15	1	3	1	2	0	-6
13 Octavia Jett-Wilson	G	37:46	8-17	2-5	4-6	4	1	5	4	5	22	1	4	0	0	0	6
15 Jada McMillian	G	33:59	3-6	0-2	1-7	1	3	4	3	6	7	8	5	1	0	1	5
20 Jacee Busick	G	15:59	1-2	0-0	2-3	1	2	3	0	2	4	0	1	0	0	0	3
23 Kameron Roach	G	10:15	0-3	0-1	0-0	1	3	4	2	0	0	1	0	0	0	1	4
Team						1	0	1	0	0	1	0	0	0	0	0	0
<b>Totals</b>		24:53	6-16	10-20	11	27	38	16	19	64	10	18	3	8	3	3	3

Technical Fouls: NONE

Shooting By Period	
1 <sup>st</sup> FG%	6-14 42.9%
3PT%	4-6 66.7%
FT%	0-0 0%
2 <sup>nd</sup> FG%	6-13 46.2%
3PT%	1-3 33.3%
FT%	3-7 42.9%
3 <sup>rd</sup> FG%	8-16 50.0%
3PT%	0-3 0.0%
FT%	2-3 66.7%
4 <sup>th</sup> FG%	4-10 40.0%
3PT%	1-4 25.0%
FT%	5-10 50%
GM FG%	24-53 45.3%
3PT%	6-16 37.5%
FT%	10-20 50.0%

Dead Ball Rebounds: 5, 0

Old Dominion - 67		Record: 14-3 (4-1)															
NO. Name	Min	FG	3P	FT	Rebounds	Fouls	TP	AS	TO	ST	Blocks	+					
		M-A	M-A	M-A	OR DR TOT	PF	FD				BS	BA					
12 Brianna Jackson	F	28:13	4-8	0-0	1-4	4	8	12	4	4	8	0	2	0	2	1	4
23 Amari Young	F	21:07	6-10	0-0	1-4	4	4	8	5	4	13	0	3	1	1	0	-1
1 Mariah Adams	G	33:54	4-8	0-2	3-4	4	4	7	4	4	11	6	4	1	0	1	8
2 Iggy Allen	G	25:46	5-16	0-6	3-4	2	4	6	4	3	13	0	1	0	0	0	12
14 Ajah Wayne	G	25:31	3-9	0-0	2-4	4	4	8	3	3	8	3	2	3	1	0	13
4 Aziah Hudson	G	21:40	1-7	1-6	1-2	1	0	1	1	4	0	1	0	0	0	1	1
11 Kaye Clark		08:59	0-2	0-1	0-0	0	0	0	3	0	0	1	1	0	0	0	1
44 Amthya Moreland		07:51	1-2	0-0	1-2	4	0	4	0	1	3	1	1	0	0	1	-2
0 Joy Campbell		18:45	1-3	1-2	2-2	0	1	1	1	5	2	0	0	0	0	0	9
25 Kaylen Nelson		08:14	0-0	0-0	2-2	1	0	1	0	1	2	0	1	1	0	0	-5
Team						1	1	2	0	0	1	0	0	0	0	0	0
<b>Totals</b>		25:65	2-17	15-25	24	26	50	26	22	67	13	17	7	4	4	0	43

Technical Fouls: Coach 3(0):43

Shooting By Period	
1 <sup>st</sup> FG%	5-22 22.7%
3PT%	0-6 0.0%
FT%	1-2 50%
2 <sup>nd</sup> FG%	9-17 52.9%
3PT%	2-4 50.0%
FT%	0-0 0%
3 <sup>rd</sup> FG%	6-16 37.5%
3PT%	0-5 0.0%
FT%	6-11 54.5%
4 <sup>th</sup> FG%	5-10 50.0%
3PT%	0-2 0.0%
FT%	8-12 66.7%
GM FG%	25-65 38.5%
3PT%	2-17 11.8%
FT%	15-25 60.0%

Dead Ball Rebounds: 6, 0

Old Dominion - 61		Record: 14-4 (2-2)															
NO. Name	Min	FG	3P	FT	Rebounds	Fouls	TP	AS	TO	ST	Blocks	+					
		M-A	M-A	M-A	OR DR TOT	PF	FD				BS	BA					
12 Brianna Jackson	F	22:23	5-9	0-0	1-2	2	3	5	4	4	11	0	0	3	1	1	2
23 Amari Young	F	33:34	3-6	0-0	3-4	6	6	12	2	3	9	2	2	2	0	0	1
1 Mariah Adams	G	32:41	4-10	2-5	1-2	0	3	3	4	1	11	5	2	2	0	0	1
2 Iggy Allen	G	34:19	6-24	0-4	2-3	2	4	6	4	3	14	1	2	2	0	3	-9
14 Ajah Wayne	G	34:30	2-8	0-3	4-6	1	2	3	3	3	8	0	4	1	0	2	0
0 Joy Campbell		07:19	0-1	0-0	0-0	0	0	0	0	0	0	0	0	0	0	1	-4
44 Amthya Moreland		08:34	1-2	0-0	1-2	1	3	4	0	2	3	0	0	0	2	1	8
11 Kaye Clark		20:15	2-4	1-1	0-0	1	2	3	1	0	5	2	0	0	0	0	2
4 Aziah Hudson		08:25	0-0	0-0	0-0	0	0	0	1	0	0	0	0	0	0	0	0
Team						3	0	3	0	0	3	0	0	0	0	0	0
<b>Totals</b>		23:64	3-13	12-19	16	23	39	19	16	61	10	13	12	3	8	3	3

Technical Fouls: NONE

Shooting By Period	
1 <sup>st</sup> FG%	5-17 29.4%
3PT%	0-2 0.0%
FT%	1-3 33.3%
2 <sup>nd</sup> FG%	8-17 47.1%
3PT%	2-5 40.0%
FT%	2-2 100%
3 <sup>rd</sup> FG%	5-17 29.4%
3PT%	0-4 0.0%
FT%	1-2 50%
4 <sup>th</sup> FG%	5-13 38.5%
3PT%	0-2 0.0%
FT%	8-12 66.7%
GM FG%	23-64 35.9%
3PT%	3-13 23.1%
FT%	12-19 63.2%

Dead Ball Rebounds: 5, 0

Biggest lead		UNT	ODU
2 (1 <sup>st</sup> 9:23)	12 (4 <sup>th</sup> 0:13)		
Best Scoring Run	7 (3 <sup>rd</sup> 1:16)	8 (2 <sup>nd</sup> 5:40)	
Lead Changes	3		
Times Tied	4		
Time with Lead	00:25	34:47	

Biggest lead		CLT	ODU
11 (4 <sup>th</sup> 8:09)	3 (3 <sup>rd</sup> 9:08)		
Best Scoring Run	10 (3 <sup>rd</sup> 0:51)	7 (2 <sup>nd</sup> 4:56)	
Lead Changes	2		
Times Tied	4		
Time with Lead	32:36	05:59	

### GAME NINETEEN



Official Basketball Box Score - Final  
**Old Dominion at Charlotte**  
 01/29/22 Haddon Arena, Charlotte, N.C.  
 2021-22 Women's Basketball

Game Time: 4:00 PM  
 Game Duration: 1:58  
 Attendance: 819

Officials: Carle Fountain, Neonta Williams, Roy Jackson

Old Dominion - 54		Record: 15-4 (6-2)															
NO. Name	Min	FG	3P	FT	Rebounds	Fouls	TP	AS	TO	ST	Blocks	+					
		M-A	M-A	M-A	OR DR TOT	PF	FD				BS	BA					
12 Brianna Jackson	F	26:42	2-4	0-0	1-2	2	9	11	4	2	5	1	1	1	3	1	15
23 Amari Young	F	28:21	4-11	0-0	2-6	3	7	10	1	7	10	0	3	2	1	2	7
1 Mariah Adams	G	39:10	2-3	1-1	2-2	1	5	6	2	2	7	5	1	3			

# Old Dominion Women's Basketball 2021-22 Game Notes

## BOX SCORES

### GAME TWENTY-ONE



Official Basketball Box Score - Final  
**Old Dominion at WKU**  
02/05/22 E.A. Diddle Arena, Bowling Green, Ky.  
2021-22 Women's Basketball

Game Time: 2:00 PM  
Game Duration: 2:09  
Attendance: 1,156

Officials: Angelica Sufren, Brian Hall, Troy Miles

Old Dominion - 57													Record: 16-5 (9-3)												
NO. Name	Min	FG M-A	3P M-A	FT M-A	Rebounds		Fouls	TP	AS	TO	ST	Blocks BS BA +/-	Shooting By Period												
					OR	DR							FF	FD	FT%	3P%	FT%								
12 Brianna Jackson	F	08:34	1-2	0-0	0-0	1	2	3	3	2	0	0	0	1	0	2	1 <sup>st</sup> FG%	5-15	33.3%						
23 Amari Young	F	28:19	3-5	0-0	0-1	2	1	3	3	1	6	1	1	0	1	0	-10	3P%	0-0	0%					
1 Mariah Adams	G	31:59	2-8	0-2	0-0	1	1	2	2	1	4	5	3	2	0	0	-9	2 <sup>nd</sup> FG%	5-17	29.4%					
2 Iggy Allen	G	37:52	8-18	4-12	2-2	3	5	8	4	2	22	1	3	2	1	0	-14	3P%	1-8	12.5%					
14 Ajah Wayne	G	31:46	4-12	0-2	1-4	2	3	5	1	3	9	3	1	1	1	1	-22	FT%	0-2	0%					
11 Kaye Clark	G	23:21	2-7	1-4	0-0	2	1	3	2	0	5	1	0	1	1	0	-5	3 <sup>rd</sup> FG%	8-17	47.1%					
0 Joy Campbell	F	06:24	0-3	0-1	0-0	0	0	0	0	0	1	0	1	0	0	0	-3	3P%	3-4	50.0%					
4 Aziah Hudson	G	22:18	2-7	1-5	1-2	1	1	2	3	1	6	1	3	0	0	0	-14	FT%	3-4	75%					
44 Amiyah Moreland	F	05:03	0-1	0-0	1-2	0	2	1	1	1	1	0	0	0	0	0	-1	4 <sup>th</sup> FG%	5-15	33.3%					
5 Ashanti Barnes-Williams	F	01:28	0-0	0-0	0-0	0	0	0	0	0	0	0	0	0	0	0	2	3P%	1-7	14.3%					
2 Eden Sample	F	01:28	1-1	0-0	0-0	1	0	1	0	0	2	0	1	0	0	0	2	FT%	2-5	40%					
35 Alex Rouse	F	01:28	0-0	0-0	0-0	0	0	0	0	0	0	0	0	0	0	0	2	GM FG%	23-64	35.9%					
Team						1	2				0							3P%	6-26	23.1%					
Totals		23:64	6-26	5-11	16	15	31	20	11	57	12	7	6	1	1	-14		FT%	5-11	45.5%					

WKU - 71													Record: 15-7 (9-3)												
NO. Name	Min	FG M-A	3P M-A	FT M-A	Rebounds		Fouls	TP	AS	TO	ST	Blocks BS BA +/-	Shooting By Period												
					OR	DR							FF	FD	FT%	3P%	FT%								
11 Jaylin Foster	F	24:41	4-9	2-3	3-4	3	3	6	3	3	13	0	1	1	0	2	13	1 <sup>st</sup> FG%	9-16	56.3%					
3 Alexis Mead	G	31:07	3-7	1-2	8-10	3	5	8	1	5	15	4	2	2	0	0	10	3P%	4-10	40.0%					
4 Meral Abdelgawad	G	34:15	4-12	1-5	4-6	1	1	2	4	13	5	1	0	0	0	1	10	FT%	5-6	83.3%					
5 Mya Meredith	G	23:00	3-10	1-4	4-8	3	4	7	1	5	11	1	2	0	0	1	7	2 <sup>nd</sup> FG%	6-16	37.5%					
20 Macey Blevins	G	22:11	0-4	0-2	0-0	3	4	7	3	0	0	0	1	0	1	1	2	3P%	1-4	25.0%					
1 Hope Sivori	F	22:20	4-7	3-5	0-0	1	3	4	0	1	11	2	4	2	0	0	16	FT%	3-4	75%					
42 Gabby McBride	F	15:56	0-1	0-0	0-0	4	4	8	2	1	0	0	0	0	0	0	1	3 <sup>rd</sup> FG%	1-6	6.3%					
24 Jenna Walker	F	07:39	0-1	0-0	2-2	0	0	0	0	1	2	0	0	0	0	0	0	FT%	0-5	0.0%					
14 Teresa Faustino	F	05:45	1-2	0-0	0-0	0	1	1	0	0	2	0	1	1	0	0	4	FT%	4-8	50%					
30 Selma Kulo	F	11:22	2-3	0-0	0-0	2	2	1	0	4	0	1	0	0	0	1	11	4 <sup>th</sup> FG%	5-8	62.5%					
21 Tori Hunter	F	00:52	0-0	0-0	0-0	0	0	0	0	0	0	0	0	0	0	0	0	3P%	3-3	100.0%					
25 Jordan Smith	F	00:52	0-0	0-0	0-0	0	0	0	0	0	0	0	0	0	0	0	0	FT%	9-12	75%					
Team						5	2	7			0							GM FG%	21-56	37.5%					
Totals		21:56	8-22	21-30	23	29	52	11	20	71	13	17	6	1	6	14		3P%	8-22	36.4%					

Biggest lead													Period by Period Scoring												
		ODU		WKU		Turnovers		Points from		1st		2nd		3rd		4th		TOT							
		0 (1 <sup>st</sup> 10:00)		26 (2 <sup>nd</sup> 3:12)		24		14		11		11		22		13		57							
		17 (3 <sup>rd</sup> 4:35)		10 (1 <sup>st</sup> 1:06)		26		24		11		11		22		13		57							
		0		0		17		13		11		11		22		13		57							
		0		0		17		13		11		11		22		13		57							
		00:00		39:17		14		19		27		16		6		22		71							

### GAME TWENTY-TWO



Official Basketball Box Score - Final  
**FIU at Old Dominion**  
02/07/22 Charney Arena, Norfolk, Va.  
2021-22 Women's Basketball

Game Time: 6:30 PM  
Game Duration: 2:01  
Attendance: 1,151

Officials: Scott Varough, Nyketha Thompson, Priscilla Herring

FIU - 61													Record: 11-10 (3-7)												
NO. Name	Min	FG M-A	3P M-A	FT M-A	Rebounds		Fouls	TP	AS	TO	ST	Blocks BS BA +/-	Shooting By Period												
					OR	DR							FF	FD	FT%	3P%	FT%								
44 Maria Torres	F	15:49	1-2	0-0	0-0	0	1	1	4	2	2	0	4	1	0	1	-1	1 <sup>st</sup> FG%	3-14	21.4%					
0 Zaida Gonzalez	G	13:09	1-2	0-0	0-0	1	0	1	0	0	0	2	0	1	1	0	0	-20	3P%	1-4	25.0%				
3 Tanajah Hayes	G	26:18	2-7	0-0	0-0	3	4	1	2	3	4	4	7	0	6	0	2	-10	FT%	6-8	75%				
15 Kyla Nelson	G	35:55	3-9	1-5	2-2	1	6	7	3	3	9	1	6	5	0	1	-18	2 <sup>nd</sup> FG%	3-14	21.4%					
32 Aniel Colon	G	23:22	6-13	1-4	0-0	2	4	6	3	0	13	0	1	1	0	1	-10	3P%	0-3	0.0%					
5 Grace Hunter	G	23:22	6-13	1-4	0-0	2	4	6	3	0	13	0	1	1	0	1	-4	FT%	2-4	50%					
12 Emerald Ekplleta	F	27:54	2-6	0-0	6-7	2	1	3	1	6	10	1	0	2	0	1	-8	3 <sup>rd</sup> FG%	6-12	50.0%					
1 Raquel Ferrer-Bernad	F	08:11	0-0	0-0	1-2	0	0	0	0	1	1	0	0	0	0	0	3	FT%	0-1	0.0%					
21 Hope Butera	F	06:34	0-1	0-0	2-2	4	1	1	2	0	2	0	2	0	0	1	7	4 <sup>th</sup> FG%	8-15	53.3%					
23 Alma Danielsson	F	01:50	0-1	0-0	0-0	0	0	0	0	0	0	0	0	0	0	0	0	-2	3P%	2-4	50.0%				
2 Olivia Trice	F	17:36	0-0	0-0	0-0	0	1	1	0	0	0	0	0	0	0	0	3	FT%	2-2	100%					
Team						1	5	6			0							GM FG%	20-55	36.4%					
Totals		20:55	3-12	18-23	12	24	36	22	22	61	7	23	11	1	8	-12		3P%	3-12	25.0%					

Old Dominion - 73													Record: 17-5 (7-3)												
NO. Name	Min	FG M-A	3P M-A	FT M-A	Rebounds		Fouls	TP	AS	TO	ST	Blocks BS BA +/-	Shooting By Period												
					OR	DR							FF	FD	FT%	3P%	FT%								
12 Brianna Jackson	F	22:32	3-4	0-0	2-2	2	2	4	4	4	8	1	3	1	1	0	8	1 <sup>st</sup> FG%	6-16	37.5%					
23 Amari Young	F	27:11	7-13	0-0	1-2	2	7	9	4	2	15	2	0	2	0	0	4	3P%	3-5	60.0%					
1 Mariah Adams	G	32:22	2-5	0-1	2-2	2	2	2	4	3	6	2	7	3	1	0	3	FT%	3-4	75%					
2 Iggy Allen	G	29:28	5-11	2-4	2-2	3	2	5	3	1	14	3	3	1	1	0	14	2 <sup>nd</sup> FG%	7-14	50.0%					
14 Ajah Wayne	G	27:57	6-15	1-2	2-4	3	3	6	2	8	15	2	2	0	2	0	3	3P%	1-3	33.3%					
44 Amiyah Moreland	F	12:00	1-3	0-0	2-4	3	6	4	2	4	0	2	0	0	3	0	-4	FT%	2-2	100%					
11 Kaye Clark	F	15:09	1-3	1-1	1-4	1	0	1	1	2	4	1	2	1	0	1	3	3 <sup>rd</sup> FG%	6-15	40.0%					
4 Aziah Hudson	F	17:35	2-7	1-3	0-0	0	1	1	0	0	5	2	0	0	0	0	16	FT%	5-10	50%					
5 Ashanti Barnes-Williams	F	03:08	0-0	0-0	0-0	0	0	0	0	0	0	0	0	0	0	0	0	4 <sup>th</sup> FG%	9-17	52.9%					
0 Joy Campbell	F	06:50	0-0	0-0	0-0	0	0	0	0	0	0	0	0	0	0	0	0	3P%	1-1	100.0%					
35 Alexey Nelson	F	01:04	0-0	0-0	0-0	0	0	0	0	0	0	0	0	0	0	0	0	FT%	2-4	50%					
25 Kaylen Rouse	F	03:38	0-0	0-0	0-0	0	0	0	0	0	0	0	0	0	0	0	0	GM FG%	28-62	45.2%					
2 Eden Sample	F	01:05	0-0	0-0	0-0	0	0	0	0	0	0	0	0	0	0	0	2	FT%	3-11	45.5%					
Team						1	2	3			0														

Old Dominion Women's Basketball 2021-22 Game Notes

BOX SCORES

GAME TWENTY-FIVE



Official Basketball Box Score - Final  
Marshall at Old Dominion  
02/17/22 Charlaye Arena, Norfolk, Va.  
2021-22 Women's Basketball

Game Time: 6:30 PM  
Game Duration: 1:46  
Attendance: 1,765

Officials: Dawn Marsh, Stephanie Barksdale, Josh Howat

Marshall - 64

Record: 13-10 (8-6)

NO.	Name	Min	FG			Rebounds			Fouls			TP	AS	TO	ST	Blocks			+/-
			M-A	M-A	M-A	OR	DR	TOT	PF	FD	FT					BS	BA	BB	
24	Kennedi Colclough	F	29:37	4-10	1-1	0-0	0	6	6	3	0	9	1	5	0	0	2	5	
34	Lorelei Roper	F	28:34	2-2	0-0	0-0	0	4	4	4	1	4	2	2	0	1	0	18	
4	Savannah Wheeler	G	35:24	9-16	3-7	9-9	1	5	6	2	5	30	3	3	0	0	1	22	
10	Aaliyah Dunham	G	38:15	5-11	3-6	2-3	1	7	8	1	5	15	3	1	0	0	0	13	
33	Brianah Ferby	G	17:31	0-4	0-2	0-0	0	1	1	3	1	0	1	0	3	0	0	1	1
3	CC Mays		24:27	1-3	1-2	0-2	1	3	4	2	3	3	4	2	2	0	0	20	
0	Kia Sivlis		07:07	0-0	0-0	0-0	1	0	1	2	0	0	0	1	0	0	0	-2	
23	Alexis Johnson		19:05	1-4	1-1	0-0	0	4	4	2	0	3	0	2	2	0	0	3	
Team							3	2	5				0	2					
Totals				22:50	9-19	11-14	7	32	39	19	15	64	14	18	7	1	3	16	

Technical Fouls: NONE

Shooting By Period

1st FG%	9-13	69.2%
3PT%	3-4	75.0%
FT%	1-1	100%
2nd FG%	3-10	30.0%
3PT%	3-5	60.0%
FT%	4-4	100%
3rd FG%	2-15	13.3%
3PT%	0-6	0.0%
FT%	6-7	85.7%
4th FG%	8-12	66.7%
3PT%	3-4	75.0%
FT%	0-2	0%
GM FG%	22-50	44.0%
3PT%	9-19	47.4%
FT%	11-14	78.6%

Dead Ball Rebounds: 2, 0

Old Dominion - 48

Record: 19-6 (9-4)

NO.	Name	Min	FG			Rebounds			Fouls			TP	AS	TO	ST	Blocks			+/-
			M-A	M-A	M-A	OR	DR	TOT	PF	FD	FT					BS	BA	BB	
12	Brianna Jackson	F	25:00	4-10	0-0	2-2	2	2	4	2	3	10	1	4	1	1	0	-11	
23	Amari Young	F	28:04	1-5	0-0	0-3	1	5	6	2	4	2	1	1	0	0	0	-8	
1	Mariah Adams	G	30:03	1-3	0-1	0-0	0	3	3	3	0	2	1	1	0	1	0	-13	
2	Iggy Allen	G	35:12	1-16	1-8	1-4	1	4	5	3	2	4	2	1	2	0	0	-9	
14	Ajah Wayne	G	36:26	9-18	0-3	5-6	4	4	8	2	5	23	1	5	2	0	1	-8	
11	Kaye Clark		13:06	0-3	0-2	0-0	2	1	3	2	1	0	0	0	0	0	0	-22	
4	Aziah Hudson		16:41	1-3	1-2	4-4	2	0	2	0	3	7	1	1	1	0	0	-3	
5	Ashanti Barnes-Williams		07:49	0-1	0-0	0-0	0	2	2	0	1	0	0	1	0	0	0	-3	
0	Joy Campbell		05:10	0-0	0-0	0-0	0	0	0	0	0	0	0	0	1	0	0	-7	
25	Kaylen Nelson		02:29	0-0	0-0	0-0	0	0	1	0	0	0	1	0	0	0	0	4	
Team							3	0	3				0	0					
Totals				17:59	2-16	12-19	15	22	37	15	19	48	8	14	7	3	1	-16	

Technical Fouls: NONE

Shooting By Period

1st FG%	4-10	40.0%
3PT%	1-3	33.3%
FT%	5-5	100%
2nd FG%	4-15	26.7%
3PT%	1-5	20.0%
FT%	2-2	100%
3rd FG%	6-17	35.3%
3PT%	0-1	0.0%
FT%	4-9	44.4%
4th FG%	3-17	17.6%
3PT%	0-7	0.0%
FT%	1-3	33.3%
GM FG%	17-59	28.8%
3PT%	2-16	12.5%
FT%	12-19	63.2%

Dead Ball Rebounds: 2, 0

	MAR		ODU		Points from Turnovers	MAR	ODU	Period by Period Scoring				
	1st	2nd	3rd	4th				TOT				
Biggest lead	19 (4 <sup>th</sup> 1:43)	1 (1 <sup>st</sup> 8:23)			16	14						
Best Scoring Run	12 (4 <sup>th</sup> 6:11)	11 (3 <sup>rd</sup> 6:30)			18	24						
Lead Changes	6				5	16						
Times Tied	4				7	8						
Time with Lead	36:50	01:46			6	7						

GAME TWENTY-SIX



Official Basketball Box Score - Final  
Western Ky. at Old Dominion  
02/19/22 Charlaye Arena, Norfolk, Va.  
2021-22 Women's Basketball

Game Time: 2:00 PM  
Game Duration: 1:51  
Attendance: 2,085

Officials: Brian Garland, Jennifer Rezac, Maria Gearhart

Western Ky. - 55

Record: 17-9 (10-5)

NO.	Name	Min	FG			Rebounds			Fouls			TP	AS	TO	ST	Blocks			+/-
			M-A	M-A	M-A	OR	DR	TOT	PF	FD	FT					BS	BA	BB	
11	Jaylin Foster	F	31:00	4-8	0-0	2-4	2	7	9	5	3	10	2	0	2	1	0	-17	
1	Hope Sivori	G	15:30	0-9	0-3	0-0	0	0	0	1	0	0	1	2	1	0	1	-18	
3	Alexis Mead	G	29:14	3-10	1-3	5-7	3	0	3	2	4	12	0	6	1	0	0	-21	
4	Meral Abdelgawad	G	36:56	7-11	1-4	1-6	1	1	2	2	8	16	2	4	0	0	0	-20	
20	Macey Blavins	G	29:41	3-12	0-5	3-5	3	6	9	2	5	9	2	3	1	0	2	-16	
14	Teresa Faustino		14:07	0-0	0-0	2-2	0	1	1	0	1	2	1	2	0	0	0	-6	
21	Tori Hunter		07:52	1-1	0-0	2-3	1	1	2	1	2	4	0	0	0	0	0	-3	
24	Jenna Walker		18:47	1-3	0-1	0-0	0	2	2	1	0	2	0	1	1	0	0	0	
42	Gabby McBride		08:47	0-1	0-0	0-0	1	2	3	1	1	0	0	0	0	2	0	-2	
30	Selma Kulo		08:06	0-2	0-0	0-2	1	1	2	1	1	0	0	0	0	0	1	3	
Team							2	4	6			0	0						
Totals				19:57	2-16	15-29	14	25	39	16	25	55	8	18	6	3	4	-20	

Technical Fouls: NONE

Shooting By Period

1st FG%	3-15	20.0%
3PT%	0-7	0.0%
FT%	1-4	25%
2nd FG%	5-15	33.3%
3PT%	1-4	25.0%
FT%	1-3	33.3%
3rd FG%	7-17	41.2%
3PT%	0-1	0.0%
FT%	5-7	71.4%
4th FG%	4-10	40.0%
3PT%	1-4	25.0%
FT%	8-15	53.3%
GM FG%	19-57	33.3%
3PT%	2-16	12.5%
FT%	15-29	51.7%

Dead Ball Rebounds: 8, 0

Old Dominion - 75

Record: 20-6 (10-4)

NO.	Name	Min	FG			Rebounds			Fouls			TP	AS	TO	ST	Blocks			+/-
			M-A	M-A	M-A	OR	DR	TOT	PF	FD	FT					BS	BA	BB	
23	Amari Young	F	27:18	6-10	0-0	0-2	1	5	6	2	1	12	3	0	1	1	0	18	
1	Mariah Adams	G	24:47	0-3	0-0	0-0	0	2	2	1	1	0	6	3	4	0	0	22	
2	Iggy Allen	G	31:05	5-15	2-7	4-4	4	10	14	2	5	16	0	1	0	0	0	20	
4	Aziah Hudson	G	24:58	8-9	4-5	2-2	0	1	1	4	1	22	0	0	3	0	0	13	
14	Ajah Wayne	G	23:25	2-10	0-3	3-4	1	2	3	3	3	7	1	3	2	1	1	18	
11	Kaye Clark		16:42	0-6	0-3	2-2	3	2	5	2	1	2	2	1	2	0	0	1	
12	Brianna Jackson		11:04	1-3	0-0	1-1	2	2	4	2	1	3	0	0	1	1	0	0	
15	Ashanti Barnes-Williams		08:02	2-4	0-0	0-0	3	1	4	4	0	4	1	0	0	0	0	4	
25	Kaylen Nelson		12:55	1-6	0-2	0-0	3	1	4	3	2	2	0	1	0	1	0	0	
0	Joy Campbell		11:11	0-2	0-1	0-0	0	2	2	1	0	0	1	0	1	0	1	1	
35	Alex Rouse		05:47	2-2	0-0	1-1	2	0	2	1	1	5	0	1	0	0	0	1	
24	Eden Sample		02:46	1-2	0-1	0-0	0	0	0	0	0	2	0	0	0	0	0	2	
Team							2	2	4			0	1						
Totals				28:72	6-22	13-16	21	30	51	25	16	75	14	11	14	4	3	20	

Technical Fouls: NONE

Shooting By Period

1st FG%	8-19	42.1%
3PT%	2-4	50.0%
FT%	4-5	80%
2nd FG%	3-14	21.4%
3PT%	1-5	20.0%
FT%	4-4	100%
3rd FG%	10-17	58.8%
3PT%	2-5	40.0%
FT%	4-6	66.7%
4th FG%	7-22	31.8%
3PT%	1-8	12.5%
FT%	1-1	100%
GM FG%	28-72	38.9%
3PT%	6-22	2