



OLD DOMINION MEN'S BASKETBALL NOTES



TEAMS

OLD DOMINION MONARCHS (4-13, 0-5)

Interim Head Coach: Kieran Donohue

LEADERS

Points	Vasean Allette - 17.0
Rebounds	Vasean Allette - 5.9
Steals	Vasean Allette - 2.0
Blocks	Chaunce Jenkins - 0.8
Assists	Allette/Jenkins - 2.6

MARSHALL THUNDERING HERD (9-9, 4-1)

Head Coach: Dan D'Antonio

LEADERS

Points	Obinna Anochili-Killen - 17.0
Rebounds	Nate Martin - 9.4
Steals	Kevon Voyles - 1.8
Blocks	Nate Martin - 1.4
Assists	Kamdyn Curfman - 3.2

HEADLINES

NO PLACE LIKE HOME

Old Dominion lead the Sun Belt in attendance last year averaging over 5,600 per game. Since 2002-03, the Monarchs have had a record of 257-79 inside Chartway Arena. Two seasons saw the Monarchs go undefeated at home - 2009-10 (15-0) and 2014-15 (20-0). This season the Monarchs will play 16 games inside Chartway Arena, including one exhibition.

THE SERIES

This will be the 28th all-time meeting between ODU and Georgia State with the Monarchs leading the series 14-13. These teams split meetings last year with ODU rallying from a nine-point second-half deficit to defeat Marshall in the regular season finale 71-67 at home.

ABOUT ODU

The Monarchs hit the home floor after a pair of tough losses last weekend falling to Georgia State (77-70) and Coastal Carolina (79-75). Against Coastal Carolina, Chaunce Jenkins had 24 points, five rebounds and four assists to lead three in double figures for ODU. Vasean Allette had his first collegiate double-double with 19 points, a season-best 12 rebounds and four assists. Devin Ceaser added 10 points and two steals off the bench.

Allette leads the Monarchs in scoring averaging 17 points per game, in rebounding at 5.9 per game and steals with 32. Jenkins follows him in scoring at 15.7 per game, along with 3.9 rebounds and shares the assists lead with Allette with 43. Tyrone Williams rounds out the double figure scorers at 12.4 per game and is second in rebounding at 5.7 per game.

As a team, the Monarchs are averaging 71.0 points per game and allowing 77.9. They are hitting .425 from the floor compared to .445 for opponents. From 3-point range, ODU is hitting .308, while opponents are at .366. At the foul line, ODU is at .658, while opponents are .731. On the boards, ODU is being outrebounded 39.2 to 3 to 34.7.

HUDSON BLUE

The men will break out some light blue uniforms during the season similar to the colors worn by Old Dominion University athletic teams in the past. The color is referred to as "Hudson Blue" in honor of long time former Sports Information Director Carol Hudson who worked for the school, his alma mater, for 40 years before retiring in 2015. They have worn the Hudson Blue uniforms three times this season - at Coastal Carolina and both times in the state of Arkansas to the University of Arkansas and Arkansas State.

2024 RECRUITING CLASS

Old Dominion University men's basketball head coach Jeff Jones announced a three-member early 2024 signing class on November 8. The Monarchs have added: Caden Diggs, Ethan Lathan and Deion Ware.

Diggs (6-7 wing) plays for The Bullis School where he was an All-Metro DC third team selection as a junior and also earned first team All-Conference honors. He is the highest rated recruit in program history by 247sports.com ranking 97th nationally. He plays for New World AAU 3SSB on the summer circuit. He chose ODU over Oklahoma State, Iowa, Seton Hall, Richmond and George Washington.

Lathan (6-11 center) will play his senior season at Arizona Compass Prep and chose ODU over Dayton, Georgia Tech, Indiana State and LSU. He played as a junior at Calvary Christian Academy (Fla.) where he averaged eight points and six rebounds per game. He played for SOH Elite in the summer circuit. He's ranked 116th by 247sports.com and is a four-star recruit by ESPN.

Ware (6-5 guard) attends Montverde Academy (Fla.) where he will play this season after leading his high school team in Killeen, Texas to the state championship game as a junior and earned All-State honors. An athletic guard who can get to the rim and finish, he plays for the Houston Defenders in the summer circuits. He is a three-star recruit according to 247sports.com.

ABOUT MARSHALL

The Thundering Herd saw a four-game winning streak snapped on Saturday falling 91-85 to South Alabama at home. Obinna Anochili-Killen scored 26 points and Cameron Crawford added 23 to lead Marshall. Anochili-Killen leads the team in scoring at 17 points per game and is second in rebounding at 6.4 per game. Kamdyn Curfman is second in scoring at 13.4 points per game, while leading the team in assists (59) and three-pointers made (52). Kevon Voyles is averaging 13.3 points per game and leads the team in steals (33), while Nate Martin averages 10.7 points and a team high 9.4 rebounds per game. Crawford rounds out the double figure scorers averaging 10.1 per contest.

As a team, Marshall is averaging 76.6 points per game and allowing 76.5. From the floor, they're hitting .422 and .317 from 3-point range. Their opponents are hitting .434 from the floor and .336 from 3-point range. At the foul line, Marshall is hitting .717 to their opponents .710. They're outrebounding opponents 40.1 to 36.7.

UP NEXT

ODU hosts ULM on Saturday night at 7:00 p.m.

SCHEDULE

OCTOBER

25 VIRGINIA STATE (EXH) W, 80-59

NOVEMBER

6 VA. WESLEYAN W, 71-57

11 at Ball State# L, 73-68

13 at #14 Arkansas L, 86-77

22 PRINCETON L, 76-56

26 DREXEL W, 68-61 OT

29 RADFORD W 69-68

DECEMBER

2 at Northeastern L 81-68

6 at William & Mary L 84-79

9 #18 JAMES MADISON L 84-69

21 TCU^ L, 111-87

22 TEMPLE^ W 78-63

24 UMass^ L 87-65

30 SOUTH ALABAMA* L, 61-59

JANUARY

4 at Troy* L 86-73

6 at Arkansas State* L 90-75

11 at Georgia State* L 77-70

13 at Coastal Carolina* 3:30 pm

18 MARSHALL* 7:00 pm

20 ULM* 7:00 pm

24 JAMES MADISON* 7:00 pm

27 GEORGIA SOUTHERN* 7:00 pm

FEBRUARY

1 at Marshall* 7:00 pm

3 at James Madison* 4:00 pm

7 at Southern Miss* 8:00 pm

10 MAC-SBC CHALLENGE# 7:00 pm

15 LOUISIANA* 7:00 pm

17 GEORGIA STATE* 7:00 pm

22 APP STATE* 7:00 pm

24 COASTAL CAROLINA* 7:00 pm

28 at App State* 6:30 pm

MARCH

1 at Georgia Southern* 7:00 pm

5-11 Sun Belt Tournament - Pensacola, Fla.

^ - Diamond Head Classic Classic - Honolulu, HI

* - Sun Belt Conference Games #-MAC-SBC Challenge

Home games in BOLD CAPS

STANDINGS

SCHOOL	OVER.	%	SBC	PCT	STREAK
Troy	11-6	.647	5-0	1.000	W6
App State	13-4	.765	4-1	.800	W2
Georgia State	9-7	.562	4-1	.800	W3
Marshall	9-9	.500	4-1	.800	L1
James Madison	15-2	.882	3-2	.600	L1
Southern Miss	9-8	.529	3-2	.600	L1
Arkansas State	7-10	.412	3-2	.600	L1
Louisiana	9-8	.529	2-3	.400	W1
South Alabama	9-8	.529	2-3	.400	W1
Coastal Carolina	5-11	.312	2-3	.400	W1
Georgia Southern	2-15	.118	2-3	.400	L2
Texas State	7-10	.412	1-4	.200	W1
ULM	4-11	.267	0-5	.000	L8
ODU	4-13	.235	0-5	.000	L6

Through 1/16

SOCIAL MEDIA

FACEBOOKODUBASKETBALL
 TWITTER.....ODU_MBB
 INSTAGRAM.....ODU_MBB

SID CONTACT

CONTACT: JIM HEATH
 EMAILJAHEATH@ODU.EDU
 WORK PHONE.....(757) 683 - 5520
 CELL PHONE.....(757) 503-8107

ODU FAST FACTS

LOCATION: Norfolk, Va. 23529
 NICKNAME: Monarchs
 FOUNDED: 1930 (as the Norfolk Division of The College of William & Mary)
 ENROLLMENT: 23,228
 SCHOOL COLORS: Slate Blue (PMS 540), Silver (PMS 877) & Light Blue (PMS 283)
 HOME COURT: Chartway Arena (8,472)
 SURFACE: Wood
 CONFERENCE: Sun Belt
 PRESIDENT: Dr. Brian O. Hemphill (St. Augustine's)
 ATHLETIC DIRECTOR: Dr. Wood Selig (Washington & Lee)
 DEPUTY ATHLETIC DIRECTOR: Bruce Stewart
 ATHLETIC DEPARTMENT PHONE: 757-683-3375
 TICKET OFFICE PHONE: 757-683-4444
 OFFICIAL ATHLETIC DEPARTMENT WEBSITE: www.odusports.com

COACHING STAFF

HEAD COACH: Jeff Jones (Virginia '82)
 RECORD AT ODU/YRS: 200-125 (.615)/11 years
 CAREER RECORD/YRS: 557-412 (.575)/31 years
 ASSISTANT COACHES: Chris Kovensky (Albright '09), Jamal Robinson (Virginia '97), Jordan Brooks (Hampton '11)
 SPECIAL ASSISTANT TO THE MEN'S HEAD COACH: Kieran Donohue (Virginia '97)
 VIDEO COORDINATOR: Drew Lakey (Virginia '19)
 ATHLETIC TRAINER FOR MBB: Jason Mitchell
 DIRECTOR OF SPORT PERFORMANCE OLYMPIC SPORTS – MBB: Tim Socha

TEAM

STARTERS RETURNING (3)
 Imo Essien (5-11/Jr/G/5.2 ppg/2.8 rpg)
 Chance Jenkins (6-4/Jr/G/13.5 ppg/3.4 rpg)
 Dericko Williams (6-7/Sr/F/6.0 ppg/5.8 rpg)

STARTERS LOST (2)

Tyreek Scott-Grayson (6-5/Sr/13.4 ppg/4.5 rpg)
 Mekhi Long (6-7/Jr/10.7 ppg/8.7 rpg)

ADDITIONAL KEY RETURNING LETTERMEN

Jason Wade (6-4/Sr/G/1.2 ppg/1.0 rpg)
 Cooper Jones (6-1/So/G/0.0 ppg/0.3 rpg)
 Bryce Baker (6-5/So/G/2.9 ppg/1.4 rpg)

NEWCOMERS

Vasean Allette (6-3/Fr/G/Toronto, Ontario, Canada)
 Yamari Allette (6-3/Fr/G/Toronto, Ontario, Canada)
 Tyrone Williams (6-5/Sr/G/Philadelphia, Pa.)
 Dani Pounds (6-7/Fr/F/Atlanta, Ga.)
 Devin Ceaser (6-0/So/G/Waldorf, Md.)
 RJ Blakney (6-6/Jr/G/Baltimore, Md.)
 Leeroy Odiahi (6-11/Jr/C/Tralee, Ireland)
 Sam Hood (6-9/So/F/Raleigh, N.C.)

RETURNING LETTERMEN/LOST: 6/8

STARTERS RETURNING/LOST: 3/2

NEWCOMERS: 8

HISTORY

FIRST YEAR OF BASKETBALL: 1930-31
 OVERALL RECORD: 1445-1007 (92 years)/.589
 FIRST YEAR OF DIVISION I BASKETBALL: 1976-77
 DIVISION I ALL-TIME RECORD: 888-580 (47 years)/.608
 YRS IN NCAA TOURNAMENT/LAST: 12/2019 – lost to #3 Purdue (1st Rd.) 61-48
 YRS IN NIT TOURNAMENT/LAST: 11/2015 semis – lost to Stanford 67-60

2022-23 RECORD: 19-12

2022-23 SUN BELT RECORD: 11-7

RECORD VS. 2023 OPPONENTS

NON-CONFERENCE

TEAM	W-L	LAST MEETING
Arkansas	0-1	Arkansas 86-77 (11/13/23)
Ball State	0-1	Ball St. 73-68 (11/11/23)
Drexel	13-10	ODU 68-61OT (11/26/23)
Georgia Tech	0-2	Georgia Tech 81-64 (11/12/87)
Northeastern	10-6	Northeastern 81-68 (12/3/23)
Princeton	0-1	Princeton 76-56 (11/22/23)
Radford	2-0	ODU 69-68 (11/30/23)
Temple	1-1	ODU 78-63 (12/22/23)
TCU	1-1	TCU 111-87 (12/21/23)
UMass	0-1	UMass 87-65 (12/24/23)
Virginia Wesleyan	4-0	ODU 71-57 (11/6/23)
William & Mary	70-27	W&M 84-79 (12/6/23)

SUN BELT CONFERENCE

TEAM	W-L	LAST MEETING
Appalachian State	1-1	ODU 74-63 (2/18/23)
Arkansas State	1-2	Arkansas State 90-75 (1/6/24)
Coastal Carolina	3-2	Coastal 79-75 (1/13/24)
Georgia Southern	17-4	ODU 64-58 (2/4/23)
Georgia State	18-7	Ga State 77-70 (1/11/24)
James Madison	58-31	JMU 84-69 (12/9/23)
Louisiana	1-0	ODU 70-66 (12/31/22)
Marshall	1-3	Marshall, 3-2 (10/16/21)
South Alabama	13-11	South Alabama 61-59 (12/30/23)
Southern Mississippi	12-3	ODU 69-64 (2/22/23)
Troy	0-2	Troy 86-73 (1/4/24)
ULM	0-0	-

ROSTER

No.	Player	Pos	Ht	Wt	Cl	Hometown/H.S./Previous School
0	Vasean Allette	G	6-3	175	Fr.	Toronto, Canada / United Scholastic Academy
1	Jason Wade	G	6-4	218	Sr.	Richmond, Va. / Trinity Episcopal HS
2	Chance Jenkins	G	6-4	175	Jr.	Newport News, Va. / Wichita State
3	Imo Essien	G	5-11	180	Jr.	Wylie, Texas / Bishop Lynch HS
4	Yamari Allette	G	6-3	190	Fr.	Toronto, Canada / United Scholastic Academy
10	Tyrone Williams	G	6-5	195	Sr.	Philadelphia, Pa./Oregon
11	Dani Pounds	F	6-7	220	Fr.	Atlanta, Ga. / Spire Institute
13	Devin Ceaser	G	6-0	170	So.	Waldorf, Md. / Buffalo
15	RJ Blakney	G	6-6	205	Jr.	Baltimore, Md. / Dayton
21	Leeroy Odiahi	C	6-11	215	Jr.	Tralee, Ireland / Indian Hills CC (IA)
23	Dericko Williams	F	6-7	220	Sr.	Kinston, N.C. / Tallahassee CC
30	Cooper Jones	G	6-1	165	So.	Williamsburg, Va. / Walsingham Academy
34	Sam Hood	F	6-9	250	Jr.	Raleigh, N.C./Brunswick CC
35	Jaylen Jenkins	G	5-9	146	Fr.	Hampton, Va./Hampton HS
55	Bryce Baker	G	6-5	190	So.	Mooreville, N.C. / Donda Academy (CA)

STAFF

Head Coach - Jeff Jones (32nd season/11th at ODU)
Assistant Coach - Chris Kovensky
Assistant Coach - Jamal Robinson
Assistant Coach - Jordan Brooks
Assistant Coach - Drew Lakey
Special Assistant To Head Coach - Kieran Donohue
Director of Social Media/Ass't Dir. of Operations - Chris Taleghani
Athletic Trainer - Jason Mitchell

PRONUNCIATIONS

0. **Vasean** Allette | Vah-sean ALL-ette
2. **Chance** Jenkins | Chawncee
3. **Imo** Essien | E-mo
4. **Yamari** Allette | Yah-mar-e
15. **RJ Blakney** | Blake-knee
21. **Leeroy Odiahi** | Leroy O-D-Ah-he
23. **Dericko** Williams | Duh-ree-co

ODU WHEN

	OVERALL	SBC
Home	3-3	0-1
Road	0-8	0-4
Neutral	1-2	0-0
Overtime	1-0	0-0
After a win	1-4	0-0
After a loss	2-9	0-4

HALFTIME

ODU leads	2-4	0-3
ODU trails	2-9	0-2
tied	0-0	0-0

REBOUNDING

ODU leads	2-2	0-0
ODU trails	2-11	0-5
tied	0-0	0-0

FIELD GOAL %

50%+	1-2	0-0
40-49%	1-7	0-3
Under 40%	2-4	0-2

TURNOVERS

more	1-6	0-0
less	2-6	0-5
Tied	1-1	0-0

SCORING MARGIN

1-3 points	1-1	0-1
4-10 points	1-5	0-2
11-20 points	2-5	0-2
20+ points	0-2	0-0

SCORE

ODU scores less than 60	0-2	0-1
ODU scores 60-69 points	2-4	0-0
ODU scores 70-79 points	2-6	0-4
ODU scores 80-89 points	0-1	0-0
ODU scores 90-99 points	0-0	0-0
ODU scores 100+ points	0-0	0-0
Opponent scores 60>	1-0	0-0
Opponent scores 60-69	3-1	0-1
Opponent scores 70-79	0-4	0-2
Opponent scores 80-89	0-6	0-1
Opponent scores 90-99	0-1	0-1
Opponent scores 100+	0-1	0-0

DAYS

On Monday	1-1	0-0
On Tuesday	0-0	0-0
On Wednesday	1-2	0-0
On Thursday	0-3	0-2
On Friday	1-0	0-0
On Saturday	0-6	0-3
On Sunday	1-1	0-0

MONTHS

In November	3-3	0-0
In December	1-6	0-1
In January	0-4	0-4
In February	0-0	0-0
In March	0-0	0-0



JEFF JONES

Head Coach

11th Season / Virginia '82 / Owensboro, Ky.

Year-By-Year

1990-91	Virginia	21-12	NCAA 1R
1991-92	Virginia	20-13	NIT Champs
1992-93	Virginia	21-10	NCAA S16
1993-94	Virginia	18-13	NCAA 2R
1994-95	Virginia	25-9	NCAA E8
1995-96	Virginia	12-15	
1996-97	Virginia	18-13	NCAA 1R
1997-98	Virginia	11-19	
2000-01	American	7-20	
2001-02	American	18-12	
2002-03	American	16-14	
2003-04	American	18-13	
2004-05	American	16-12	
2005-06	American	12-17	
2006-07	American	16-14	
2007-08	American	21-12	NCAA 1R
2008-09	American	24-8	NCAA 1R
2009-10	American	11-20	
2010-11	American	22-9	
2011-12	American	20-12	CIT
2012-13	American	10-20	
2013-14	Old Dominion	18-18	CBI Semis
2014-15	Old Dominion	27-8	NIT Semis
2015-16	Old Dominion	25-13	Vegas16 Champs
2016-17	Old Dominion	19-10	
2017-18	Old Dominion	25-7	
2018-19	Old Dominion	26-9	NCAA 1R
2019-20	Old Dominion	13-19	
2020-21	Old Dominion	15-8	
2021-22	Old Dominion	13-19	
2022-23	Old Dominion	19-12	

Record at Virginia:	146-104
Record at American:	211-183
Record at Old Dominion:	200-125
TOTALS:	557-412

Head Men's Basketball Coach Jeff Jones begins his 11th season at Old Dominion with a 200-125 (.615) ODU record, including a 122-31 (.797) home record at Norfolk's Chartway Arena.

In his 31-year career, the legendary coach and former player boasts an overall record of 557-412 (.575), ranking him among the Top 100 D1 College Basketball Coaches with the most wins of all time.

One of the most respected teachers in the collegiate ranks, Jones has been a consistent winner at every school, coaching his teams to 14 postseason appearances, including eight NCAA Tournament appearances. He has taken three schools in three different conferences to the NCAA Tournament, including an Elite 8 run in 1995 and a 1993 Sweet 16 appearance. He is a two-time Patriot League Coach of the Year (2002, 2009) and a Conference USA Coach of the Year (2019).

At ODU, Jones has led the Monarchs to a 2019 Conference USA Regular Season Championship, a 2019 Conference USA Tournament Championship, and a first-ever Top 25 ranking in 2015. Among his other overall wins: the Vegas 16 Championship (2016); two Patriot League tournament championships (2008, 2009); four Patriot League regular season championships (2002, 2004, 2008, 2009); and an ACC regular season championship (1995).

Jones remains the winningest head coach in American University history, and as the youngest head coach in Atlantic Coast Conference history, he took the University of Virginia to six postseason appearances in eight years.

Jones played in the Final Four as the starting point guard for UVA in 1980 and coached in the Final Four as a UVA assistant in 1984. He is the first person to have won the National Invitational Tournament Championship as both a player (1989) and as a head coach (1992).

Jones has also developed over 100 players who have played or are still playing professionally, including eight in the NBA (Ahmad Caver, Andre Ingram, John Crotty, Cory Alexander, Jamal Robinson, Bryant Stith, Junior Burrough, and Courtney Alexander). Eight of his former assistant coaches went on to become head coaches. Additionally, three of Jones' players have played in the NFL.

A leader among leaders, Jones was a longtime board member and the past president of the National Association of Basketball Coaches (2016-2017), representing over 5,000 coaches from all levels of the sport.

Old Dominion University (2013-2023)
Overall: 200-125 (.615)
Leagues: 113-63 (.642) Sunbelt: (11-7) C-USA: (102-56)

Jones was named the 13th head men's basketball coach at Old Dominion University on April 4, 2013. In nine seasons in C-USA, ODU ranked first in the league in overall road wins (57) and road wins within C-USA play (41). Old Dominion ranked second in the league for total wins (181), as well as home victories (63) and overall C-USA wins (102). During those nine seasons, Jones' teams finished in the top four six times.

Under Jones, the Monarchs have played in the NCAA Tournament, the NIT (including a trip to Madison Square Garden for the semifinals in 2015), the CBI semifinals, and won the Vegas 16.

His ODU teams held the longest road win streak in 2018 and the 5th longest home win streak in 2016. ODU meanwhile has led both the C-USA and the Sun Belt Conference in attendance at home games at Chartway Arena during Jones' tenure.

Jones' Monarchs received an NCAA Public Recognition Award from NCAA President Mark Emmert after reaching a four-year APR score of 990, which was 26 points higher than the National Average APR for men's basketball. The honor is given to teams with an APR in the top 10% of all teams in their respective sports.

2022-2023: Jones' 10th ODU season saw the Monarchs re-join the Sun Belt Conference and finish 19-12 overall and 11-7 in Sun Belt play. ODU ended the regular season knocking off the top two teams heading into the final weekend, Southern Miss and Marshall, at home. The Monarchs played their share of tight contests, going 6-2 in games decided by three points or less, including an Imo Essien buzzer-beating jumper at Texas State for a one-point win. Chance Jenkins was named to the Second Team All-Sun Belt Conference squad. Jones notched his 200th ODU win on February 24, 2023, in Chartway Arena.

2021-2022: The Monarchs finished the '22 season 13-19 with an 8-10 mark in C-USA play. Austin Trice was named to the Second Team All-C-USA squad, while Imo Essien, P.J. Gill, Jaylin Hunter, Jadin Johnson and D'Angelo Stines were named to the C-USA Commissioner's Honor Roll.

2020-2021: In his eighth season, Jones put together a 15-8 overall record and an 11-5 mark in league play, which earned the Monarchs a #2 seed in the C-USA Tournament and a first-round bye. Malik Curry earned All-C-USA Second Team and NABC All-District Team honors. Austin Trice was named the C-USA Sixth Player of the Year. Three student-athletes garnered C-USA Commissioner's Honor Roll accolades, while Jaylin Hunter was the recipient of the John R. Broderick Award and a C-USA Commissioner's Academic Medal.

2019-2020: ODU finished Jones' 7th season with a 13-19 overall record and a conference record of 9-9. Forward Aaron Carver was named to the C-USA All Defensive Team. Jones earned career win number 500 at Northeastern on Nov. 16, 2019.

2018-2019: Jones' sixth season was a banner year for the Monarchs, which claimed the C-USA regular season title, as well as the C-USA Tournament crown, punching Old Dominion's first ticket to the NCAA Tournament since 2011. The team fell to Purdue in the first round in Hartford, Ct., but finished with a 26-9 record and 13-5 conference mark. ODU's B.J. Stith was named the C-USA Player of the Year, and he was joined by point guard Ahmad Caver on the C-USA All-Conference Team. Xavier Green was named to the C-USA All-Conference Defensive Team. Jones was named the C-USA Coach of the Year.

2017-2018: Jones compiled a 25-7 overall record in his fifth season at ODU, his third season in four years with 25 or more victories. His 96 games over the previous four seasons ranked 27th nationally. Old Dominion went 15-3 in C-USA play and finished in second place, marking another year in excellent conference play. The fewest points ever allowed in ODU history came in an 82-33 victory against UTEP. Ahmad Caver was named to the All-C-USA First Team and All-Defensive Team. B.J. Stith was named to the All-League Third Team. Five players were named to the C-USA Academic Honor Roll and the program was recognized by the NCAA for its APR.

2016-2017: In his fourth season at the helm in Norfolk, Jones and the Monarchs finished third in the C-USA with a 12-6 mark and a 19-12 overall record for the season. Old Dominion ranked No. 6 in the country for scoring defense, allowing just 61.2 points per outing. Ahmad Caver was named

to the All-Conference Team, while Zoran Talley was tabbed as Sixth Man of the Year and Denzell Taylor garnered All-Defensive Team honors. The program marked a 55-14 record (80% winning percentage) when playing at home over the past four seasons.

2015-2016: Between the 2014-15 and 2015-16 seasons, Jones led ODU to 52 wins, which ranked in the top 20 nationally. In his third season leading Old Dominion, Jones and the Monarchs won a total of 25 games, including 15 of its last 18 contests. The Monarchs fell just two points shy of punching their ticket to the NCAA Tournament, losing a 55-53 heartbreaker to Middle Tennessee in the C-USA Championship, but the team went on to win the championship of Vegas 16 Tournament postseason. Point guard Trey Freeman earned First Team All-C-USA honors for the second straight season, and his scoring ranked No. 11 in the country. Freeman also led the entire country in made field goals with 323. Also in 2016, forward Brandan Stith was named to the C-USA All-Defensive Team, while teammate Zoran Talley was named to the C-USA All-Freshman Team.

2014-2015: In just his first two seasons as head coach at ODU, Jones guided the Monarchs to 45 wins, including a 27-8 mark in 2015. The Monarchs finished second in C-USA in their second year in the league. During the regular season, Jones' Monarchs notched several big victories, as ODU took down nationally-ranked VCU and eventual NCAA Tournament team, Georgia State. His squad churned out 10 straight wins from Nov. 24 to Jan. 17, which included wins against C-USA foes Marshall and Charlotte as well as in-state rivals VCU, George Mason and William & Mary. ODU advanced to the semifinals of the NIT at Madison Square Garden after reeling off wins over Charleston Southern, Illinois State and an epic three-point buzzer-beating victory over Murray State. Redshirt junior Trey Freeman was named C-USA Newcomer of the Year, was an All-League first team selection and earned C-USA All-Academic Team honors. ODU won 32 straight games at home dating back to the 2013-14 season, which was the fourth-longest active home winning streak in NCAA Division I Basketball. Jones eclipsed the 400 collegiate wins milestone in the Monarchs' NIT-opener on March 18, 2015.

2013-2014: In his first season as the head coach at ODU, Jones guided the Monarchs to 18 wins, leading the nation with the biggest turnaround in total victories as compared to the year before, when the Monarchs had gone 5-25. ODU finished sixth in its first season in C-USA and advanced to the semifinals of the College Basketball Invitational postseason tournament.

American University (2000-2013)

Overall: 211-182 (.537)

Patriot League: 111-73 (.603)

Jones had a 211-183 record in 13 seasons at American University and took the school to its first-ever NCAA Tournaments with back-to-back appearances in 2008 and 2009, after guiding the program to the 2002, 2004, 2008 and 2009 Patriot League championship games.

Four of Jones' last six teams at American won 20 or more games. Among the highlights: Jones led the Eagles to a 20-win season in 2011-12 and advanced to the CollegelInsider.com postseason tournament. His 2010-11 squad went 22-9 with 11 non-conference wins, and advanced to the Patriot League semifinals.

The 2008-09 AU team capped off the season with a 24-8 overall record, matching the program's record for wins, and a 13-1 Patriot League mark. The Eagles led the nation in road wins that season with 11, and their 59.1 points per game allowed average ranked 11th nationally. Jones was named Patriot League Coach of the Year and NABC District 13 Coach of the Year in 2009.

In the first round of the NCAA Tournament, despite holding a 14-point lead early in the second half, the 14th-seeded Eagles fell to Villanova in Philadelphia.

The 2007-08 Eagles captured the Patriot League title and advanced to AU's first-ever NCAA appearance after compiling a 21-12 record, which included a 67-59 win at the University of Maryland, the school's first win there in 80 years. His team faced the Tennessee in Birmingham in the first round of the NCAA Tournament, but despite leading early on, they lost 72-57. Previously, the Eagles became the first Patriot League team to beat an ACC team with a win over Florida State.

In 2001-02, AU won the regular season Patriot League title with an 18-12 record.

During his tenure at AU, Jones developed 21 players who were named All-Patriot League, 23 who went on to play professionally, two who earned Patriot League Rookie of the Year honors (Andre Ingram in 2004 and Derrick Mercer in 2006), and two Patriot League Players of the Year (Patrick Doctor in 2002 and Derrick Mercer in 2009).

Prior to American, Jones served as an assistant coach under Jerry DeGregorio at Rhode Island during the 1999-00 season.

University of Virginia (1990-1998)

Overall: 146-104 (.584)

ACC: 59-67 (.468)

Jones spent 20 years at the University of Virginia as a starting point guard, an assistant coach under Terry Holland (1982-1990), and for eight years as the head coach beginning in 1990.

After being named the youngest head coach in ACC history at the age of 29, Jones compiled 146 wins in eight years (146-104) for a .584 winning percentage. He led the Cavaliers to six postseason appearances (five NCAA, one NIT), including a 1995 NCAA Elite 8, a 1993 NCAA Sweet 16 appearance and an NIT championship in 1992, as well as one regular-season ACC championship, and four 20-win campaigns.

Virginia's win over Virginia Tech during the 1994-95 regular season gave Jones his 100th career victory, making him the second-fastest coach in school history and the fifth-fastest in ACC history to accomplish that feat. He also directed the Cavaliers to five of their top six seasons for field goal percentage defense at the time.

During his tenure as an assistant, Jones was a part of the Cavaliers' overall record of 162-95 (.630), participating in six NCAA Tournaments while advancing to the Final Four in 1984 and the Elite Eight in 1989.

As a four-year starting point guard for the Cavaliers (1979-1982), Jones was known as a leader and prolific passer. With Jones directing the potent offense, UVA compiled an overall record of 102-28 (.785) while leading the Cavaliers to two NAAs and two NIT tournaments. With Jones as point guard, Virginia captured the 1980 NIT title and advanced to the Final Four in 1981.

Jones finished his career as Virginia's all-time assist leader (598) while also setting the single-season record with 200 assists during the 1979-80 season. Later, he saw both of those records eclipsed by his own player, John Crotty. Jones served as team captain as a senior during the 1981-82 season and played in 129 games during his career. During that time he averaged 6.6 points and 4.6 assists per game while shooting 52.2% from the field and 74.3% from the free-throw line.

Jones graduated UVA in 1982 with a Bachelor of Science degree in psychology. He was selected in the fourth round of the 1982 NBA draft by the Indiana Pacers. A native of Owensboro, KY., Jones had a standout career at Apollo High School, where he was inducted into the school's Hall of Fame.

Off the Court

Jones is an active volunteer for Coaches vs. Cancer, a partnership between the NABC and the American Cancer Society, and he serves on the national board of the Coaches vs. Cancer Council. With his wife, Jones has helped to raise more than \$100,000 since 2018 for the American Cancer Society, which honored him in 2019 with a Champion of Hope Award. He has supported many groups working to raise prostate cancer awareness, including ZERO Cancer's Grow & Give campaign.

Jones actively supports veterans and has visited military bases overseas three times as part of the Troops First Foundation's "Operation Hardwood." In 2008 and 2009 he traveled to Afghanistan and Iraq, and in 2023 he coached troops in a tournament at Camp Arifjan in Kuwait.

Jones was honored nationally as the 2015 Barefoot Coach of the Year for his work, contributions, and creation of awareness for Samaritan's Feet, which provides shoes to impoverished children domestically and around the world.

As part of his years of service on the National Association of Basketball Coaches board, Jones organized the annual Reese's College All-Star Game at the Final Four, choosing the players and coaches and sometimes coaching himself. At the end of his NABC board presidency in 2017, Jones was honored with the group's Newton S. Hillard award.

Jones' father, the late Bob Jones, won the 1973 NCAA Division II National Title as the Head Men's Basketball Coach at Kentucky Wesleyan University (1972-1980).

Jones is the father of three children, Meghann, Madison, and Jeff, and three grandchildren, Boyd, Bess, and Langley. He and his wife, the former Danielle Decker of Virginia Beach, live in Norfolk.



#0 VASEAN ALLETTE

Guard / 6-3 / 175 / Freshman

Toronto, Ontario, Canada. / United Scholastic Acad.

PERSONAL: Allette was a standout in the 2022 Under Armour Association where he averaged 29.7ppg, 5.7 rpg, 4.5apg, 2.6spg on the summer circuit ... He was named the MVP of the Biosteel All-Canadian game where he scored 30 points with seven steals and two assists ... He also has an international tournament background as he participated in the 2022 FIBA U18 Americas Championship as he averaged 18.8 points per game, 7.8 rebounds per game, and 3.8 assists per game with Canada who won the Bronze Medal ... Allette also earned All-Tournament "All-Star Five" selection for the event ... Allette joins the Monarchs as the top-ranked Canadian player in the class of 2023, and a top 100 player in North American by 247sports.com...Majoring in sports management.

GAME-BY-GAME

Opponent	Date	GS	Min	FG-A	3FG-A	FT-A	Reb			BLK	STL	PTS	
							O-D-T	PF	A				
Va. Wesleyan	11/6	*	22	2-7	0-1	0-0	1-5-6	2	2	4	0	1	4
at Ball State	11/11	*	30	6-9	1-4	2-5	0-3-3	3	2	2	0	3	15
at Arkansas	11/13	*	23	2-11	0-3	0-0	0-4-4	2	5	2	0	2	4
Princeton	11/22	*	23	6-10	2-3	1-3	0-4-4	0	2	2	0	1	15
Drexel	11/26	*	37	6-14	1-3	2-4	2-3-5	0	1	2	0	2	15
Radford	11/30	*	29	6-14	0-3	2-2	1-5-6	1	2	2	0	1	14
Northeastern	12/2	*	33	9-16	2-6	1-2	0-2-2	1	3	1	0	1	21
William & Mary	12/6	*	34	13-19	3-6	1-1	0-7-7	1	3	1	0	2	30
James Madison	12/9	*	32	6-14	1-2	1-2	3-3-6	1	1	2	0	2	14
TCU	12/21	*	32	8-13	4-5	5-8	1-4-5	4	3	5	0	4	25
Temple	12/22	*	36	9-17	1-5	5-7	1-7-8	4	1	3	0	0	24
UMass	12/24	*	31	3-10	0-2	4-6	1-7-8	3	2	3	0	2	10
South Alabama	12/30	*	35	6-16	1-3	2-2	1-4-5	4	1	3	0	5	15
Troy	1/4	DNP											
Arkansas State	1/6	*	37	12-26	2-7	2-2	0-7-7	2	2	2	0	1	28
Georgia State	1/11	*	37	8-18	1-5	2-7	1-6-7	4	9	2	0	2	19
Coastal Carolina	1/13	*	39	7-19	3-5	2-3	4-8-12	3	4	1	0	3	19

SUPERLATIVES

Season Highs

Points	30	William & Mary	12.6.23
Rebounds	12	at Coastal	1.13.24
FG Made	13	William & Mary	12.6.23
FG Attempted	26	Arkansas St.	1.6.24
3FG Made	4	TCU	12.21.23
3FG Attempted	7	Arkansas St.	1.6.24
FT Made	5(2x)	last v. Temple	12.22.23
FT Attempted	8	TCU	12.21.23
Assists	9	at Georgia St.	1.11.24
Blocks			
Steals	5	South Alabama	12.30.23

CAREER STATS

Year	GP	GS	Min	Avg	Total			3-Point			FT	FTA	Pct	Rebounds				PF	FO	Ast	TO	Blk	Stl	Pts	Avg
					FG	FGA	Pct	FG	FGA	Pct				Off	Def	Tot	Avg								
2023-24	16	16	509	31.8	109	235	.464	22	63	.349	32	54	.593	16	79	95	5.9	35	0	43	37	0	32	272	17.0



#1 JASON WADE

Guard / 6-4 / 218 / Senior
Richmond, Va. / Trinity Episcopal HS

2022-23: Appeared in 20 contests...Made his return on Nov. 7 against UMES...Played seven minutes scoring four points in home win over East Carolina...Recorded two blocks, two steals against William & Mary...Played season-high 10 minutes with three rebounds and three assists in win over Norfolk State....Had season highs of five points, two steals and 19 minutes in win over Georgia State (1/19)...Averaged 1.1 points and 1.0 rebounds per game.

2019-20: Appeared in 20 contests, making 12 starts before suffering season ending injury ... Led the team in steals with 52, averaging 2.6 per game ... Despite his season being cut short, his 52 total steals ranked 94th nationally and third within the conference ... Averaged 10.9 points and 5.5 rebounds per contest ... His six steals against at Northern Iowa were the second most by a C-USA player this season ... Poured in a career-high 23 points against Charlotte (1/20/20) ... Hauled down a career-high 10 rebounds at Western Kentucky (1/16/20).

2018-19: Appeared in all 35 contests as a true freshman, making one start ... Second on the squad for steals with 33 ... His 55 assists were the third most on the team ... Averaged 4.0 points, 3.6 rebounds in 19.0 minutes of work ... Rejected 13 shots on the season ... Scored a career-high 11 points at Middle Tennessee ... Hauled down a career-high eight rebounds at FAU ... Dished out a career-high five assists at UTSA ... Recorded six steals at Charlotte ... Named to the Conference USA Honor Roll for maintaining a cumulative grade point average of 3.0 or better.

PREP: Rated the No. 9 player in Virginia by the recruiting website 247sports.com ... Helped lead Trinity to the Virginia Independent Schools Athletic Association (VISAA) Division I state title under head coach Rick Hamlin ... Scored over 2,000 points for his high school career ... Three-time conference player of the year ... Two-time prep league champ ... Two-time VISAA First Team ... First Team All-Metro in Richmond ... Played for the Boo Williams team in the Nike Elite Youth Basketball League ... Also attended Hanover High School from 2014-16.

PERSONAL: Son of ODU alum Ronnie and Linda Wade ... Ronnie was a former Old Dominion forward from 1982-86 ... Has one older brother, Jordan, who is a student-manager for the ODU basketball team ... Member of Fellowship of Christian Athletes, Spanish Club and Future Business Leaders of America in high school ... Enjoys fishing in his free time ... Wants to become a college basketball coach when his playing days are over ... Majoring in communication.

GAME-BY-GAME

Opponent	Date	GS	Min	FG-A	3FG-A	FT-A	Reb		PF	A	TO	BLK	STL	PTS
							O-D-T							
Va. Wesleyan	11/6	*	19	0-2	0-0	2-2	0-2-2	3	2	2	1	1	2	
at Ball State	11/11	*	25	2-3	0-0	0-0	0-2-2	4	0	1	0	1	4	
at Arkansas	11/13	*	18	0-2	0-1	0-0	2-0-2	3	0	0	0	1	0	
Princeton	11/22	*	22	0-1	0-1	0-0	1-0-1	3	1	1	1	1	0	
Drexel	11/26	*	29	0-0	0-0	0-0	0-3-3	4	3	1	0	3	0	
Radford	11/30	*	10	0-2	0-1	0-0	1-2-3	3	1	1	0	0	0	
Northeastern	12/2	*	16	0-0	0-0	0-0	0-2-2	1	1	0	0	1	0	
William & Mary	12/6	*	7	0-0	0-0	1-2	0-0-0	1	0	0	0	1	1	
James Madison	12/9		20	2-6	0-2	0-0	3-1-4	4	0	0	0	1	4	
TCU	12/21		18	1-1	0-0	4-4	1-3-4	3	1	1	1	1	6	
Temple	12/22		29	2-3	0-0	0-0	2-6-8	3	3	2	1	0	4	
UMass	12/24		22	1-4	0-1	1-2	1-4-5	2	2	2	1	6	3	
South Alabama	12/30		23	2-3	0-0	0-1	4-1-5	3	1	2	0	1	4	
Troy	1/4		11	0-2	0-1	0-0	0-3-3	3	1	3	0	1	0	
Arkansas State	1/6		22	2-4	0-1	0-0	4-4-8	3	1	1	0	1	4	
Georgia State	1/11	*	22	1-2	0-1	0-0	3-1-4	3	2	1	0	0	2	
Coastal Carolina	1/13		13	0-0	0-0	0-0	2-3-5	2	1	0	0	1	0	

SUPERLATIVES

Season Highs			
Points	6	TCU	12.21.23
Rebounds	8(2x)	last v. Ark. St.	1.6.24
FG Made	2(4x)	last v. Ark. St.	1.6.24
FG Attempted	6	JMU	12.9.23
3FG Made			
3FG Attempted	2	JMU	12.9.23
FT Made	4	TCU	12.21.23
FT Attempted	4	TCU	12.21.23
Assists	3(2x)	last v. Temple	12.22.23
Blocks	1(5x)	last v. UMass	12.24.23
Steals	6	UMass	12.24.23

Career Highs			
Points	23	Charlotte	1.20.20
Rebounds	10	at W. Ky.	1.16.20
FG Made	10(2x)	last v Charlotte	1.20.20
FG Attempted	19	at W. Ky.	1.16.20
3FG Made	1	12 times	
3FG Attempted	3(3x)	last v. UAB	1.4.20
FT Made	6	at Marshall	1.18.20
FT Attempted	9	at JMU	11.20.19
Assists	5(2x)	last at UTSA	1.26.19
Blocks	2(4x)	last v. W&M	12.7.22
Steals	6(3x)	last v. UMass	12.24.23

CAREER STATS

Year	GP	GS	Min	Avg	Total			3-Point			FT			Rebounds				PF	FO	Ast	TO	Blk	Stl	Pts	Avg
					FG	FGA	Pct	FG	FGA	Pct	FT	FTA	Pct	Off	Def	Tot	Avg								
2018-19	35	1	664	19.0	55	128	.430	5	16	.313	18	37	.486	64	61	125	3.6	69	1	55	42	13	33	133	3.8
2019-20	20	12	551	27.6	91	162	.562	6	21	.286	30	46	.652	47	63	110	5.5	59	3	37	37	7	52	218	10.9
2022-23	20	0	144	7.2	11	26	.423	1	2	.500	0	3	.000	12	7	19	1.0	23	0	11	8	3	7	23	1.1
2023-24	17	9	326	19.2	13	35	.371	0	9	.000	8	11	.727	24	37	61	3.6	48	0	20	18	5	21	34	2.0
TOTAL	92	22	1684	18.3	170	351	.484	12	48	.250	56	97	.577	147	168	315	3.4	199	4	123	104	28	113	408	4.4



#2 CHAUNCE JENKINS

Guard / 6-4 / 175 / Junior
Newport News, Va. / Wichita State / Menchville HS

2022-23: Named Third Team All-Sun Belt Conference...Played in 31 games with 17 starts...Scored in double figures in 23 games, including stretch of six straight and 11 of 12...Came off the bench and had 25 points against Virginia Tech (11/17)...Electrifying leaper who will get to the rim...Had 23 points and five rebounds in win over Norfolk State (12/3)...Season-high nine rebounds against Virginia Wesleyan (11/14)...Dished out season high seven assists in first SBC start at Ga. Southern..Five games of 20+ points including 23 against league-leading Marshall on final night of regular season...On the year averaged 13.5 points to lead the team and 3.4 rebounds per game.

At Wichita State: Wiry, bouncy shooting guard appeared in 24 games over two seasons as a Shocker and totaled 48 points, 11 rebounds, five blocks and seven steals in 177 minutes... Benefited from a free year of NCAA eligibility in 2020-21 (due to COVID-19) in what would have otherwise been a redshirt season and logged five games for a Shocker team that won the American Athletic Conference regular season title and earned an at-large berth to the NCAA tournament... Took on a larger role in his second freshman season, appearing in 19 games off the bench while averaging 2.2 points in 7.4 minutes... Entered the transfer portal in March, 2022 with three seasons of eligibility remaining.

High School: Averaged 16 points and led Menchville High School to a 20-4 record and a district title as a senior in 2020... Second team Class 4A All-State selection... Peninsula District Player of the Year... Threw down a viral dunk in January, 2020 that landed him on SportsCenter's top-10.... Coached by Lamont Strothers.

Personal: Birthday is Apr. 20, 2002.. Son of Demeka Yarborough and Cecil Jenkins... Has a sister, Kennedy, and a brother, Jordan.

GAME-BY-GAME

Opponent	Date	GS	Min	FG-A	3FG-A	FT-A	Reb		PF	A	TO	BLK	STL	PTS
							O-D	T						
Va. Wesleyan	11/6	*	26	7-14	1-4	1-2	0-3	3	1	3	0	1	16	
at Ball State	11/11	*	31	8-14	2-3	2-2	1-5	6	2	0	3	1	20	
at Arkansas	11/13	*	36	8-19	3-6	2-2	1-6	7	2	3	3	0	21	
Princeton	11/22	*	36	5-14	2-3	0-1	1-6	7	2	4	4	0	12	
Drexel	11/26	*	30	5-12	1-2	7-8	0-2	2	4	4	1	0	18	
Radford	11/30	*	38	6-13	2-4	6-8	2-2	4	1	5	1	4	20	
Northeastern	12/2	*	25	4-14	1-5	3-4	0-1	4	2	2	2	0	12	
William & Mary	12/6	*	34	4-12	2-7	2-4	1-2	3	1	4	3	1	0	12
James Madison	12/9	*	38	6-14	2-6	5-8	0-3	3	1	3	2	2	1	19
TCU	12/21	*	25	2-9	0-3	2-4	0-1	4	1	5	1	1	6	
Temple	12/22	*	31	6-12	3-5	2-4	2-5	7	2	5	1	1	2	17
UMass	12/24	*	25	4-10	0-3	7-7	1-0	1	4	0	3	1	0	15
South Alabama	12/30	*	24	3-8	0-1	1-2	1-3	4	2	2	3	2	1	7
Troy	1/4	DNP												
Arkansas State	1/6	*	32	10-20	5-8	2-4	0-3	3	0	2	4	0	1	27
Georgia State	1/11	*	27	0-8	0-5	5-5	0-6	6	4	3	2	1	1	5
Coastal Carolina	1/13	*	36	8-14	2-6	6-9	4-1	5	2	4	1	0	2	24

SUPERLATIVES

Season Highs

Points	27	at Arkansas St.	1.6.24
Rebounds	7 (3x)	last v. Temple	12.22.23
FG Made	10	at Arkansas St.	1.6.24
FG Attempted	20	at Arkansas St.	1.6.24
3FG Made	5	at Arkansas St.	1.6.24
3FG Attempted	8	at Arkansas St.	1.6.24
FT Made	7(2x)	last v. UMass	12.24.23
FT Attempted	9	at Coastal	1.13.24
Assists	5(2x)	last v. Temple	12.22.23
Blocks	4	Radford	11.30.23
Steals	2(3x)	last at Coastal	1.13.24

Career Highs

Points	27	at Arkansas St.	1.6.24
Rebounds	9	Va. Wesleyan	11.14.22
FG Made	10(2x)	last at Ark. St.	1.6.24
FG Attempted	20	at Arkansas St.	1.6.24
3FG Made	5	at Arkansas St.	1.6.24
3FG Attempted	8	at Arkansas St.	1.6.24
FT Made	7(3x)	last v. UMass	12.24.23
FT Attempted	9(2x)	last at Coastal	1.13.24
Assists	7	at Ga. Southern	1.7.23
Blocks	4	Radford	11.30.23
Steals	3	East Carolina	11.26.23

CAREER STATS

Year	GP	GS	Min	Avg	Total			3-Point			FT	FTA	Pct	Rebounds				PF	FO	Ast	TO	Blk	Stl	Pts	Avg
					FG	FGA	Pct	FG	FGA	Pct				Off	Def	Tot	Avg								
2020-21	5	0	36	7.1	3	9	.333	0	4	.000	0	2	.000	2	0	2	0.4	2	0	2	3	0	0	6	1.2
2021-22	19	0	141	7.4	15	44	.341	7	25	.280	5	9	.556	5	4	9	0.5	11	0	7	8	5	7	42	2.2
2022-23	31	17	972	31.4	145	316	.459	26	71	.366	102	134	.761	21	85	106	3.4	62	1	89	68	17	29	418	13.5
2023-24	16	16	496	31.0	86	207	.415	26	71	.366	53	74	.716	14	49	63	3.9	38	0	43	41	14	15	251	15.7
TOTAL	71	33	1645	23.2	249	576	.432	59	171	.345	160	219	.731	42	138	180	2.5	113	1	141	120	36	51	717	10.1



#3 IMO ESSIEN

Guard / 5-11 / 170 / Junior
Wylie, Tex. / Bishop Lynch

2022-23: Played in 25 games and started 15...Taken over as the point guard and has developed into solid floor leader...Had breakout game against Furman in Charleston Classic hitting 5-of-7 from field for 13 points and six rebounds against eventual NCAA Tournament qualifier..Hit 3-pointer with 30 seconds left for final margin in 44-43 win over Gardner-Webb...Dished out five assists against East Carolina, Gardner-Webb and George Mason...Also had 10 points against George Mason in come from behind win just before Christmas...Averaged 5.2 points, 2.8 rebounds and 2.3 assists per game.

2021-22: Saw action in all 32 games averaging seven minutes per game ... Scored season high five points twice against UTSA (1/13) and in the C-USA Tournament against UTEP (3/9) ... Against UTSA was 2-for-2 from floor, hit his only 3-pointer and dished out season high four assists ... Played season high 20 minutes at North Texas (1/22) ... Averaged 1.2 points and 0.8 assists per game.

PREP: Two-time All-State selection ... Eclipsed 1,000 Career Points ... 2021 Top 10 Player to Watch in Dallas Fort Worth (Dallas Morning News) ... Two-time TAPPS 6A Offensive MVP ... Played AAU ball for Texas Impact.

GAME-BY-GAME

Opponent	Date	GS	Min	FG-A	3FG-A	FT-A	Reb		PF	A	TO	BLK	STL	PTS
							O-D-T							
Va. Wesleyan	11/6		19	1-2	0-0	2-2	0-0-0	0	3	0	0	0	4	
at Ball State	11/11		11	0-1	0-0	0-0	0-0-0	1	0	3	0	0	0	
at Arkansas	11/13		6	0-2	0-1	0-0	0-0-0	1	0	0	0	0	0	
Princeton	11/22		19	1-3	1-3	2-2	0-2-2	2	1	1	0	2	5	
Drexel	11/26		21	3-6	0-1	2-2	0-2-2	2	1	1	0	1	8	
Radford	11/30		10	0-1	0-0	0-0	0-0-0	0	1	0	0	1	0	
Northeastern	12/2		14	3-3	0-0	0-0	0-1-1	3	0	1	0	0	6	
William & Mary	12/6		11	1-4	1-3	0-0	0-0-0	2	1	0	0	0	3	
James Madison	12/9		10	1-3	0-0	0-0	0-0-0	0	1	1	0	0	2	
TCU	12/21		17	2-5	1-3	2-2	0-0-0	2	1	3	0	0	7	
Temple	12/22		12	2-4	0-1	0-0	0-3-3	1	2	0	0	0	4	
UMass	12/24		15	1-4	0-1	2-2	0-2-2	1	0	1	0	1	4	
South Alabama	12/30		9	0-2	0-1	0-0	0-0-0	1	2	0	0	0	0	
Troy	1/4	*	24	3-5	0-0	1-2	0-1-1	2	2	0	0	0	7	
Arkansas State	1/6		8	1-3	0-1	0-0	0-0-0	0	0	0	0	0	2	
Georgia State	1/11		DNP											
Coastal Carolina	1/13		DNP											

SUPERLATIVES

Season Highs

Points	8	Drexel	11.26.23
Rebounds	3	Temple	12.22.23
FG Made	3(2x)	last at N' eastern	12.2.23
FG Attempted	6	Drexel	11.26.23
3FG Made	1(3x)	last v. TCU	12.21.23
3FG Attempted	3(3x)	last v. TCU	12.21.23
FT Made	2(5x)	last v. UMass	12.24.23
FT Attempted	2(5x)	last v. UMass	12.24.23
Assists	3	Va. Wesleyan	11.6.23
Blocks			
Steals	2	Princeton	11.22.23

Career Highs

Points	13	Furman	11.18.22
Rebounds	8	East Carolina	11.26.22
FG Made	5	Furman	11.18.22
FG Attempted	10	Gardner-Webb	12.10.22
3FG Made	2(2x)	last v. GMU	12.21.22
3FG Attempted	4	Gardner-Webb	12.10.22
FT Made	4	Norfolk St.	12.3.22
FT Attempted	4	Norfolk St.	12.3.22
Assists	5(3x)	last v. GMU	12.21.22
Blocks	1	S. Alabama	1.26.23
Steals	2(5x)	last v. Princeton	11.26.23

CAREER STATS

Year	GP	GS	Min	Avg	Total			3-Point			FT	FTA	Pct	Rebounds				PF	FO	Ast	TO	Blk	Stl	Pts	Avg
					FG	FGA	Pct	FG	FGA	Pct				Off	Def	Tot	Avg								
2021-22	32	0	225	7.0	15	34	.441	3	4	.750	5	6	.833	2	12	14	0.5	9	0	24	22	0	4	38	1.2
2022-23	25	15	672	26.9	51	137	.372	13	42	.310	16	23	.696	10	59	69	2.8	19	0	58	31	1	19	131	5.2
2023-24	15	1	207	13.8	19	48	.396	3	15	.200	11	12	.917	0	11	11	0.7	18	0	15	11	0	5	52	3.5
TOTAL	72	16	1103	15.3	85	219	.388	19	61	.311	32	41	.780	12	82	94	1.3	46	0	97	64	1	28	221	3.1



#10 TYRONE WILLIAMS

Guard / 6-5 / 195 / Senior
Philadelphia, Pa. / Oregon.

2022-23: Played in 23 games, averaging 2.5 points and 2.0 rebounds in 9.7 minutes ... Scored a career-high 12 points in the first round NIT win against UC Irvine, grabbing a career-high 11 rebounds ... Finished with nine points and four rebounds on March 2 against Cal ... Had eight points with six boards on Dec. 17 vs. Portland ... Seven points, three rebounds and two assists vs. Wisconsin.

PERSONAL: Native of Philadelphia and attended Olney Charter HS, before playing three years at Grayson County Community College ... Led the nation in scoring with 27.7 points per game, shooting 50 percent from the field ... Had 13 games scoring 30 or more points and was named an NJCAC all-conference player ... The season prior, led the country with 27.6 ppg and was a second team NJCAA All-American... Majoring in leadership.

GAME-BY-GAME

Opponent	Date	GS	Min	FG-A	3FG-A	FT-A	Reb					BLK	STL	PTS
							O-D-T	PF	A	TO				
Va. Wesleyan	11/6		22	6-9	0-2	3-3	1-5-6	1	1	2	0	2	15	
at Ball State	11/11		30	4-13	1-4	2-2	3-7-10	4	0	0	0	2	11	
at Arkansas	11/13	*	21	3-8	1-2	1-2	1-3-4	0	1	1	0	0	8	
Princeton	11/22	DNP												
Drexel	11/26	*	38	8-22	1-6	4-5	4-8-12	2	2	1	2	4	21	
Radford	11/30	*	30	2-9	1-4	2-2	1-2-3	1	3	1	0	2	7	
Northeastern	12/2	*	35	5-13	1-4	0-3	1-9-10	4	2	4	0	1	11	
William & Mary	12/6	*	21	3-8	2-6	2-2	0-2-2	2	1	0	0	0	10	
James Madison	12/9	*	30	4-12	0-3	3-6	3-3-6	1	0	0	0	1	11	
TCU	12/21	*	33	6-11	1-3	2-5	1-2-3	1	0	0	0	3	15	
Temple	12/22	*	35	5-11	1-4	0-0	1-7-8	1	0	1	0	1	11	
UMass	12/24	*	34	9-13	2-5	2-9	1-4-5	1	0	1	0	1	22	
South Alabama	12/30	*	36	3-11	0-2	0-0	1-7-8	0	1	2	2	1	6	
Troy	1/4	*	34	9-16	2-5	2-5	1-0-1	1	0	4	1	3	22	
Arkansas State	1/6	*	31	1-4	1-3	0-0	2-5-7	0	1	0	0	1	3	
Georgia State	1/11	*	30	8-16	0-7	1-3	0-3-3	1	0	1	0	3	17	
Coastal Carolina	1/13	*	26	2-11	2-7	2-2	0-3-3	4	1	1	0	2	8	

SUPERLATIVES

Season Highs

Points	22(2x)	last at Troy	1.4.24
Rebounds	12	Drexel	11.26.23
FG Made	9(2x)	last at Troy	1.4.24
FG Attempted	22	Drexel	11.26.23
3FG Made	2(4x)	last at Coastal	1.13.24
3FG Attempted	7(2x)	last at Coastal	1.13.24
FT Made	4	Drexel	11.26.23
FT Attempted	9	UMass	12.24.23
Assists	3	Radford	11.30.23
Blocks	2	Drexel	11.26.23
Steals	4	Drexel	11.26.23

Career Highs

Points	22(2x)	last at Troy	1.4.24
Rebounds	12	Drexel	11.26.23
FG Made	9(2x)	last at Troy	1.4.24
FG Attempted	22	Drexel	11.26.23
3FG Made	2(4x)	last at Coastal	1.13.24
3FG Attempted	7(2x)	last at Coastal	1.13.24
FT Made	5	UC Irvine	3.15.23
FT Attempted	9	UMass	12.24.23
Assists	3	Radford	11.30.23
Blocks	2	Drexel	11.26.23
Steals	4	Drexel	11.26.23

CAREER STATS

Year	GP	GS	Min	Avg	Total			3-Point			FT	FTA	Pct	Rebounds				PF	FO	Ast	TO	Blk	Stl	Pts	Avg
					FG	FGA	Pct	FG	FGA	Pct				Off	Def	Tot	Avg								
2022-23	23	0	222	9.6	24	44	.545	3	10	.300	7	22	.318	10	36	46	2.0	11	0	4	13	2	5	58	2.5
2023-24	16	14	484	30.2	78	187	.417	16	67	.239	26	49	.531	21	70	91	5.7	24	0	13	19	5	27	198	12.4
TOTALS	39	14	706	18.1	102	231	.442	19	77	.247	33	71	.465	31	106	137	3.5	35	0	17	32	7	32	256	6.6



#11 DANI POUNDS

Forward / 6-7 / 220 / Freshman
Atlanta, Ga. / Spire Institute

HIGH SCHOOL: Pounds attended Forest Park High School where he was a two-sport athlete playing football and basketball ... His team made the Sweet 16 of the Georgia State Championships for the first time in school history during his tenure ... He followed that at Newton County High School for a senior season that saw him average 20 points and 10 rebounds per game as his team made the state tournament Final Four ... He played AAU ball for Atlanta Xpress and played a post-graduate season at Spire Institute in 2022-23.

PERSONAL: Majoring in sports management.

GAME-BY-GAME

Opponent	Date	GS	Min	FG-A	3FG-A	FT-A	Reb			BLK	STL	PTS	
							O-D-T	PF	A				TO
Va. Wesleyan	11/6		10	0-1	0-0	2-2	2-3-5	3	0	0	1	0	2
at Ball State	11/11	*	16	3-4	0-0	0-0	0-2-2	2	0	1	0	2	6
at Arkansas	11/13	*	21	2-5	0-0	0-0	4-3-7	5	0	1	0	0	4
Princeton	11/22	*	19	1-3	0-0	0-0	1-5-6	1	0	0	0	0	2
Drexel	11/26	*	34	2-4	0-0	0-0	1-6-7	3	2	1	2	1	4
Radford	11/30	*	13	1-2	0-0	0-0	1-2-3	3	0	2	0	0	2
Northeastern	12/2	*	21	0-1	0-0	0-0	1-2-3	4	2	2	1	0	0
William & Mary	12/6	*	31	1-2	0-0	0-0	3-2-5	3	4	2	0	0	2
James Madison	12/9	*	15	0-1	0-1	2-2	2-3-5	1	0	0	0	1	2
TCU	12/21	*	13	0-1	0-0	2-2	2-2-4	4	0	1	1	1	2
Temple	12/22	*	11	2-2	0-0	0-0	0-1-1	4	0	1	0	0	4
UMass	12/24	*	11	1-2	0-0	0-0	0-0-0	1	0	0	0	0	2
South Alabama	12/30	*	18	4-4	0-0	0-1	2-4-6	0	1	0	0	0	8
Troy	1/4	*	13	0-1	0-0	0-1	1-2-3	1	0	0	0	0	0
Arkansas State	1/6	*	12	0-1	0-0	0-0	0-2-2	2	0	0	1	0	0
Georgia State	1/11		18	2-3	0-0	1-2	1-6-7	2	0	0	2	1	5
Coastal Carolina	1/13	*	20	1-4	0-0	3-3	1-3-4	5	0	2	4	1	5

SUPERLATIVES

Season Highs

Points	8	South Ala.	12.30.23
Rebounds	7(3x)	last at Ga. St.	1.11.24
FG Made	4	South Ala.	12.30.23
FG Attempted	5	at Arkansas	11.13.23
3FG Made			
3FG Attempted	1	JMU	12.9.23
FT Made	3	at Coastal	1.13.24
FT Attempted	3	at Coastal	1.13.24
Assists	4	W&M	12.6.23
Blocks	4	at Coastal	1.13.24
Steals	2	at Ball St.	11.11.23

CAREER STATS

Year	GP	GS	Min	Avg	Total			3-Point			FT	FTA	Pct	Rebounds				PF	FO	Ast	TO	Blk	Stl	Pts	Avg
					FG	FGA	Pct	FG	FGA	Pct				Off	Def	Tot	Avg								
2023-24	17	15	295	17.3	20	41	.488	0	1	.000	10	13	.769	22	48	70	4.1	44	2	9	13	12	7	50	2.9



#13 DEVIN CEASER

Guard / 6-0 / 170 / Sophomore
Waldorf, Md. / Buffalo

2022-23: Averaged 5.0 points per game and 1.0 rebounds per game hitting 45% of his field goals in 19 games played ... Scored season-best 25 points against SUNY Canton ... Had 17 against St. John Fisher ... Opened his collegiate career with nine points in 10 minutes against Colgate.

High School: Ceaser played at St. Mary's Ryken in Leonardtown, Md. for three seasons where as a junior he averaged 22.3 points per game, 2.3 assists, 3.1 rebounds, and 3.0 steals per contest... He led DMV Live in scoring during the summer of 2022 as he averaged 23.0 points, 3.1 assists, 5.6 rebounds, and 2.6 steals per game.

Personal: A native of Waldorf, Md., Ceaser was a three-star athlete from ESPN.com, where he was ranked 50th nationally at his position and the 10th best player in the state of Virginia when he began his prep career...Majoring in communications.

GAME-BY-GAME

Opponent	Date	GS	Min	FG-A	3FG-A	FT-A	Reb			BLK	STL	PTS	
							O-D-T	PF	A				
Va. Wesleyan	11/6		12	2-5	0-0	0-1	1-3-4	0	2	0	0	1	4
at Ball State	11/11		5	1-2	0-0	0-0	0-1-1	0	0	0	0	0	2
at Arkansas	11/13		15	8-12	2-3	0-0	0-3-3	2	1	0	0	0	18
Princeton	11/22		10	1-4	0-0	4-4	1-0-1	2	2	2	0	0	6
Drexel	11/26		8	1-4	0-1	0-0	0-0-0	3	0	1	0	0	2
Radford	11/30		4	0-1	0-1	2-2	0-0-0	0	0	0	0	0	2
Northeastern	12/2		8	2-4	0-1	0-0	0-0-0	2	0	0	0	1	4
William & Mary	12/6	DNP											
James Madison	12/9		18	5-12	1-2	2-2	0-2-2	2	0	0	0	1	13
TCU	12/21		13	5-10	0-2	0-0	0-0-0	1	1	0	0	2	10
Temple	12/22	DNP											
UMass	12/24		5	1-2	0-0	0-0	1-1-2	0	0	1	0	0	2
South Alabama	12/30		12	2-7	0-1	0-0	0-2-2	1	0	0	0	0	4
Troy	1/4	*	34	8-20	3-5	4-5	1-1-2	1	2	5	0	4	23
Arkansas State	1/6		10	1-4	0-1	2-2	0-1-1	0	0	0	0	1	4
Georgia State	1/11		15	4-6	2-4	0-0	0-2-2	0	0	0	0	0	10
Coastal Carolina	1/13		17	5-8	0-2	0-0	0-1-1	2	0	1	0	2	10

SUPERLATIVES

Season Highs

Points	23	at Troy	1.4.24
Rebounds	4	Va. Wesleyan	11.6.23
FG Made	8(2x)	last at Troy	1.4.24
FG Attempted	20	at Troy	1.4.24
3FG Made	3	at Troy	1.4.24
3FG Attempted	5	at Troy	1.4.24
FT Made	4(2x)	last at Troy	1.4.24
FT Attempted	5	at Troy	1.4.24
Assists	2(2x)	last v. Princeton	11.22.23
Blocks			
Steals	4	at Troy	1.4.24

Career Highs

Points	25	SUNY Canton	12.21.22
Rebounds	4(2x)	last v. Va. Wes.	11.6.23
FG Made	11	SUNY Canton	12.21.22
FG Attempted	20	at Troy	1.4.23
3FG Made	3(2x)	last at Troy	1.4.23
3FG Attempted	6	St. John Fisher	12.6.22
FT Made	4(3x)	last at Troy	1.4.24
FT Attempted	5(2x)	last at Troy	1.4.24
Assists	3	SUNY Canton	12.21.22
Blocks			
Steals	4(3x)	last at Troy	1.4.24

CAREER STATS

Year	GP	GS	Min	Avg	Total			3-Point			FT	FTA	Pct	Rebounds				PF	FO	Ast	TO	Blk	Stl	Pts	Avg
					FG	FGA	Pct	FG	FGA	Pct				Off	Def	Tot	Avg								
2022-23	19	0	127	6.7	39	86	.453	8	27	.296	9	15	.600	7	12	19	1.0	7	0	8	8	0	10	95	5.0
2023-24	15	1	188	12.5	46	101	.455	8	23	.348	14	16	.875	4	17	21	1.4	16	0	8	10	0	12	114	7.6
TOTALS	34	1	315	9.3	85	187	.455	16	50	.320	23	31	.742	11	29	40	1.2	23	0	16	18	0	22	209	6.1



#15 R.J. BLAKNEY

Guard / 6-6 / 205 / Junior
Baltimore, Md. / Dayton

2022-23: Appeared in 30 games and started 20 of those ... Averaged 6.1 points, 2.5 rebounds, and 1.2 assists, while adding 15 blocks and 21 steals on the season ... Scored a season-high 19 points in a win against Saint Joseph's.

2021-22: One of two Flyers to start in all 35 games, averaging 22.3 minutes a contest ... Averaged 6.5 points, 3.5 rebounds and 1.0 assists, while adding 22 steals and eight blocks ... Made 31 three's shooting 35% from beyond the arc ... Scored 19 points and was 5-for-5 from deep in win over Va Tech ... Scored at least eight points in six of the last eight games of 2021-22 ... Won award as team's top defender.

2020-21: Blakney saw action in 17 games (three starts) and averaged 4.8 points and 2.4 rebounds a game, while shooting (.554 (31-56) from the field and .833 (10-12) from the line ... He saw the court for 29 minutes against Mississippi State (9 of the 10 in OT), and sent the game into its second extra frame with a three-pointer with 16.1 seconds left.

HIGH SCHOOL: At Loomis Chaffee School he averaged 20.3 points, 6.4 rebounds, 2.1 assists and 1.3 steals per game ... Named New England Preparatory School Athletic Council Class A Co-Player of the Year as he led his team to the NEPSAC Class A Founders League championship with a 21-6 record and was named the NEPSAC tournament MVP.

At St. Maria Goretti High School he averaged 16.4 points, 5.9 rebounds and 1.7 steals as a senior, while leading his team to 30 wins ... Scored over 1,800 points in his high school career, ranking second in St. Maria Goretti history earning Second Team All-Maryland, First Team All-Baltimore Catholic League as a senior, second team as a junior ... Washington County Player of the Year in 2019 ... Four-year varsity player for a Goretti squad tied for first in the BCL in his junior and senior seasons.

PERSONAL: Son of Dafne Lee ... His mom scored 992 points at Maryland and played professionally for six-and-a-half years in Europe ... While at Maryland, she was part of four teams that reached at least the NCAA Sweet Sixteen (Final Four in 1989), won ACC regular season and tournament championships and was ranked No. 1 in the AP poll during her senior season ... Played AAU with Team Durant, Team Melo, Baltimore Basketball Club, Team Thrill...majoring in leadership.

GAME-BY-GAME

Opponent	Date	GS	Min	FG-A	3FG-A	FT-A	Reb			PF	A	TO	BLK	STL	PTS
							O-D-T								
Va. Wesleyan	11/6		16	2-3	1-1	1-5	0-4-4	1	0	3	0	0	0	6	
at Ball State	11/11		18	3-6	0-0	0-0	2-3-5	2	0	1	1	0	0	6	
at Arkansas	11/13		23	5-6	3-4	1-1	0-4-4	2	1	0	1	0	14		
Princeton	11/22		16	2-5	1-2	0-0	2-0-2	2	0	0	0	1	5		
Drexel	11/26		4	0-0	0-0	0-0	0-0-0	1	1	0	0	1	0		
Radford	11/30		22	3-6	1-3	2-2	0-2-2	1	0	0	1	1	9		
Northeastern	12/2		20	2-4	0-2	0-0	0-3-3	4	0	2	0	0	4		
William & Mary	12/6		29	3-5	0-1	2-4	4-2-6	3	0	1	1	2	8		
James Madison	12/9	*	14	1-4	0-3	0-0	0-3-3	1	0	1	0	0	2		
TCU	12/21	*	18	3-5	0-1	4-4	3-0-3	3	1	1	0	0	10		
Temple	12/22	*	29	4-8	1-2	2-4	2-2-4	1	1	1	0	0	11		
UMass	12/24	*	22	2-4	0-1	1-2	1-1-2	2	0	3	1	0	5		
South Alabama	12/30	*	29	5-11	0-2	2-3	1-5-6	0	0	1	3	1	12		
Troy	1/4	*	35	1-8	0-2	5-6	4-8-12	3	0	1	1	3	7		
Arkansas State	1/6	*	30	1-3	1-1	0-0	0-2-2	1	0	0	0	1	3		
Georgia State	1/11	*	35	4-5	4-4	0-0	0-1-1	2	0	0	3	1	12		
Coastal Carolina	1/13	*	31	3-15	1-10	0-0	3-3-6	1	0	0	1	2	7		

SUPERLATIVES

Season Highs

Points	14	at Arkansas	11.13.23
Rebounds	12	at Troy	1.4.24
FG Made	5(2x)	last v. S. Ala.	12.30.23
FG Attempted	15	at Coastal	1.13.24
3FG Made	4	at Ga. State	1.11.24
3FG Attempted	10	at Coastal	1.13.24
FT Made	4	TCU	12.21.23
FT Attempted	5	Va. Wesleyan	11.6.23
Assists	1(2x)	last v. Drexel	11.26.23
Blocks	3(2x)	last at Ga. State	1.11.24
Steals	3	at Troy	1.4.24

Career Highs

Points	19(2x)	last v. St. Joseph	1.4.23
Rebounds	12	at Troy	1.4.24
FG Made	7(3x)	last v. St. Joseph	1.4.23
FG Attempted	15	at Coastal	1.13.24
3FG Made	5	Va. Tech	12.12.21
3FG Attempted	10	at Coastal	1.13.24
FT Made	5	5 times	
FT Attempted	10	VCU	1.5.22
Assists	5	Alcorn	12.20.22
Blocks	3(2x)	last at Ga. State	1.11.24
Steals	3(5x)	last at Troy	1.4.24

CAREER STATS

Year	GP	GS	Min	Avg	Total			3-Point			FT	FTA	Pct	Rebounds				PF	FO	Ast	TO	Blk	Stl	Pts	Avg
					FG	FGA	Pct	FG	FGA	Pct				Off	Def	Tot	Avg								
2020-21	17	3	237	14.0	31	56	.554	9	25	.360	10	12	.833	14	26	40	2.4	32	0	7	10	4	8	81	4.8
2021-22	35	35	779	22.2	77	172	.448	31	88	.352	42	59	.712	39	84	123	3.5	52	0	34	33	8	22	227	6.5
2022-23	30	20	715	23.8	62	141	.440	16	66	.242	42	58	.724	23	52	75	2.5	49	3	36	35	15	21	182	6.1
2023-24	17	9	391	23.0	44	98	.449	13	39	.333	20	31	.645	22	43	65	3.8	30	0	4	15	13	13	123	7.1
TOTAL	99	67	2122	21.4	214	467	.458	69	218	.317	114	160	.713	98	205	303	3.1	163	3	81	93	40	64	611	6.2



#21 LEEROY ODIAHI

Center / 6-11 / 215 / Junior
Tralee, Ireland / Indian Hills CC (IA)

2022-23 Appeared in 28 games, making two starts for the Warriors... Averaged 1.7 points per game while shooting 54.3 percent from the floor... Grabbed 64 rebounds on the year and blocked 18 shots... Scored career-high nine points on 4-4 shooting at Missouri State West Plains (2/6)... Named to the 2023 Spring ICCAC All-Academic Second-Team (3.0-3.49 GPA)... Named to the 2022 Fall ICCAC All-Academic Second-Team (3.0-3.49 GPA)... Member of the NJCAA Academic Team of the Year

2021-22 Appeared in 23 games for the Warriors, making one start as a true freshman... Shot 51.5 percent from the floor while grabbing 2.2 rebounds per game... Scored season-high eight points on 3-5 shooting in a 92-58 win over Northeast... Played season-high 19 minutes in a 68-56 win over New Mexico in the Fiesta Bowl Shootout on 12/27... Grabbed a season-high eight rebounds in 15 minutes of action in a 106-73 victory over North Central Missouri... Named to the 2021 Fall ICCAC All-Academic Second-Team (3.0-3.5 GPA)... Member of the NJCAA Academic Team of the Year

HIGH SCHOOL: Attended George Harris Preparatory Academy in Mississauga, Ontario... Played basketball for head coach Deshawn Montaque... Previously attended Mercy Mounthawk in Tralee, Ireland... Played basketball for head coach John Dowling... Led team to the All-Ireland National Championship... Competed at the European Championships for Team Ireland

Personal: Born January 18, 2002 in Tralee, Ireland... Son of Hamsetu and Benjamin Odiahi... Two siblings Osaz and Bethany...Majoring in criminal justice.

GAME-BY-GAME

Opponent	Date	GS	Min	FG-A	3FG-A	FT-A	Reb		PF	A	TO	BLK	STL	PTS
							O-D-T							
Va. Wesleyan	11/6		10	1-4	0-0	0-0	2-2-4	2	0	1	2	0	2	
at Ball State	11/11		12	1-1	0-0	0-0	2-1-3	0	0	1	0	0	2	
at Arkansas	11/13		19	1-1	0-0	0-0	3-1-4	4	0	1	0	0	2	
Princeton	11/22	DNP												
Drexel	11/26		2	0-0	0-0	0-0	0-0-0	0	0	0	0	0	0	
Radford	11/30	DNP												
Northeastern	12/2		8	1-1	0-0	0-0	0-0-0	2	0	0	1	0	2	
William & Mary	12/6	DNP												
James Madison	12/9	DNP												
TCU	12/21		9	0-0	0-0	0-0	0-1-1	2	0	0	0	0	0	
Temple	12/22	DNP												
UMass	12/24		7	0-1	0-0	0-0	1-1-2	2	1	0	1	0	0	
South Alabama	12/30	DNP												
Troy	1/4		16	0-0	0-0	1-4	2-3-5	3	0	1	0	1	1	
Arkansas State	1/6		6	1-2	0-0	0-0	3-1-4	2	0	0	0	1	2	
Georgia State	1/11	DNP												
Coastal Carolina	1/13		7	0-0	0-0	0-0	1-1-2	1	0	0	1	0	0	

SUPERLATIVES

Season Highs

Points	2(5x)	last at Ark. St.	1.6.24
Rebounds	5	at Troy	1.4.24
FG Made	1(5x)	last at Ark. St.	1.6.24
FG Attempted	4	Va. Wesleyan	11.6.23
3FG Made			
3FG Attempted			
FT Made	1	at Troy	1.4.24
FT Attempted	4	at Troy	1.4.24
Assists			
Blocks	2	Va. Wesleyan	11.6.23
Steals	1(2x)	last at Ark. St.	1.6.24

CAREER STATS

Year	GP	GS	Min	Avg	Total			3-Point			FT			Rebounds				PF	FO	Ast	TO	Blk	Stl	Pts	Avg
					FG	FGA	Pct	FG	FGA	Pct	FT	FTA	Pct	Off	Def	Tot	Avg								
2023-24	10	0	94	9.4	5	10	.500	0	0	.000	1	4	.250	14	11	25	2.5	18	0	1	4	5	2	11	1.1



#30 COOPER JONES

Guard / 6-1 / 165 / Sophomore
Williamsburg, Va. / Walsingham Academy

2022-23: Saw action in three games against UMES, East Carolina and Texas State ... Hauled in one rebound in debut against UMES.

PREP: Attended Walsingham Academy where he earned First Team All-Tidewater Conference of Independent Schools and Second Team All-State honors and ended his career scoring over 1,000 points. ... He averaged nearly 22 points per game as a senior. ... Jones also was in the National Honor Society and Phi Eta Sigma National Honor Society.

PERSONAL: Son of Kevin and Charlotte Jones. ... Has two sisters – Piper and Parker. ... Majoring in business with the hope to get into real estate.

GAME-BY-GAME

Opponent	Date	GS	Min	FG-A	3FG-A	FT-A	Reb		PF	A	TO	BLK	STL	PTS
							O-D-T							
Va. Wesleyan	11/6		1	0-0	0-0	0-0	0-0-0	0	0	0	0	0	0	
at Ball State	11/11	DNP												
at Arkansas	11/13	DNP												
Princeton	11/22		1	0-0	0-0	0-0	0-0-0	0	0	0	0	0	0	
Drexel	11/26	DNP												
Radford	11/30	DNP												
Northeastern	12/2	DNP												
William & Mary	12/6	DNP												
James Madison	12/9	DNP												
TCU	12/21		3	0-1	0-1	0-0	0-0-0	0	0	0	0	0	0	
Temple	12/22	DNP												
UMass	12/24		3	0-0	0-0	0-0	0-0-0	1	0	0	0	0	0	
South Alabama	12/30	DNP												
Troy	1/4		1	0-0	0-0	0-0	1-0-1	0	1	0	0	0	0	
Arkansas St.	1/6	DNP												
Georgia State	1/11	DNP												
Coastal Carolina	1/13	DNP												

SUPERLATIVES

Season Highs

Points			
Rebounds	1	at Troy	1.4.24
FG Made			
FG Attempted	1	TCU	12.21.23
3FG Made			
3FG Attempted	1	TCU	12.21.23
FT Made			
FT Attempted			
Assists	1	at Troy	1.4.24
Blocks			
Steals			

Career Highs

Points			
Rebounds	1(2x)	at Troy	1.4.24
FG Made			
FG Attempted	1	TCU	12.21.23
3FG Made			
3FG Attempted	1	TCU	12.21.23
FT Made			
FT Attempted			
Assists	1	at Troy	1.4.24
Blocks			
Steals			

CAREER STATS

Year	GP	GS	Min	Avg	Total			3-Point			Rebounds				PF	FO	Ast	TO	Blk	Stl	Pts	Avg	
					FG	FGA	Pct	FG	FGA	Pct	FT	FTA	Pct	Off									Def
2022-23	4	0	3	1.0	0	0	.000	0	0	.000	0	0	.000	0	1	1	0.3	0	0	0	0	0	0.0
2023-24	5	0	9	1.8	0	1	.000	0	1	.000	0	0	.000	1	0	0	0.2	1	0	1	0	0	0.0
TOTALS	9	0	12	1.3	0	1	.000	0	1	.000	0	0	.000	1	1	2	0.2	1	0	1	0	0	0.0



#35 JAYLEN JENKINS

Guard / 5-9 / 146 / Freshman
Hampton, Va. / Hampton

PREP: Attended Hampton High School where he averaged 10 points per game and shot 37% from 3-point range as a senior. ... Participated in the City On My Chest All-Star game. ... Earned Honorable Mention All-Peninsula District as a junior and Second Team honors as a senior. ... Graduated with highest honors.

PERSONAL: Son of Devon Jenkins and Catrina Featherston. ... Has one brother - Jacoby. ... Majoring in sports management with the hope to become a pro basketball player or a sports agent.

GAME-BY-GAME

Opponent	Date	GS	Min	FG-A	3FG-A	FT-A	Reb		PF	A	TO	BLK	STL	PTS
							O-D-T							
Va. Wesleyan	11/6		1	0-0	0-0	0-0	0-0-0	0	0	0	0	0	0	
at Ball State	11/11	DNP												
at Arkansas	11/13	DNP												
Princeton	11/22	DNP												
Drexel	11/26	DNP												
Radford	11/30	DNP												
Northeastern	12/2	DNP												
William & Mary	12/6	DNP												
James Madison	12/9	DNP												
TCU	12/21		3	0-0	0-0	0-0	0-0-0	0	0	0	0	0	0	
Temple	12/22	DNP												
UMass	12/24		3	0-0	0-0	0-0	0-0-0	0	1	0	0	0	0	
South Alabama	12/30	DNP												
Troy	1/4		1	0-1	0-0	0-0	1-0-1	0	0	0	0	0	0	
Arkansas State	1/6	DNP												
Georgia State	1/11	DNP												
Coastal Carolina	1/13	DNP												

SUPERLATIVES

Season Highs

Points			
Rebounds	1	at Troy	1.4.24
FG Made			
FG Attempted	1	at Troy	1.4.24
3FG Made			
3FG Attempted			
FT Made			
FT Attempted			
Assists	1	UMass	12.24.23
Blocks			
Steals			

CAREER STATS

Year	GP	GS	Min	Avg	Total			3-Point			FT	FTA	Pct	Rebounds				PF	FO	Ast	TO	Blk	Stl	Pts	Avg	
					FG	FGA	Pct	FG	FGA	Pct				Off	Def	Tot	Avg									
2023-24	4	0	8	2.0	0	0	.000	0	0	.000	0	0	.000	1	0	1	0.2	0	0	1	0	0	0	0	0	0.0



#55 BRYCE BAKER

Guard / 6-5 / 190 / Sophomore
 Mooresville, N.C. / Donda Academy

2022-23: Played in 27 games and started 10 as a freshman...Shown outside touch hitting a 3-pointer at College of Charleston in first extended action...Hit two 3-pointers in first minutes against W&M for then season high six points...Hauled in three rebounds and had first collegiate blocked shot at Troy...Had game winning free throws with 1.3 seconds left in his first collegiate start to defeat Coastal Carolina (1/28) scoring nine points and hauling in season high seven rebounds...Scored season high 12 points hitting season high four 3-pointers at JMU (2/18)...Averaged 2.9 points and 1.4 rebounds on the year.

PREP: Baker, who played AAU hoops for Team Charlotte, was named the Most Efficient Player on the Under Armour circuit in 2021 and was the highest rated isolation defender within the UA circuit. He shot 47.0% from three-point range, which was the highest percentage on the circuit.

In 2020, Baker led Combine Academy to a state championship. In 2019, he helped lift Davidson Day High School to a state title. Baker finished his high school career at Donda Academy in Simi Valley, California.

GAME-BY-GAME

Opponent	Date	GS	Min	FG-A	3FG-A	FT-A	Reb		PF	A	TO	BLK	STL	PTS
							O-D-T							
Va. Wesleyan	11/6	*	28	3-5	2-4	4-4	2-2-4	0	2	1	0	1	12	
at Ball State	11/11	*	23	1-4	0-3	0-2	0-2-2	2	1	2	0	1	2	
at Arkansas	11/13		19	2-5	2-4	0-0	0-1-1	1	3	1	0	0	6	
Princeton	11/22	*	32	4-10	3-6	0-0	2-1-3	0	0	0	0	1	11	
Drexel	11/26		14	0-1	0-1	0-0	0-1-1	0	0	1	0	0	0	
Radford	11/30		19	2-6	2-5	0-0	2-1-3	1	2	0	0	0	6	
Northeastern	12/2		14	2-3	2-3	0-0	0-1-1	1	0	0	0	1	6	
William & Mary	12/6		23	3-6	3-4	0-0	0-2-2	3	0	0	1	1	9	
James Madison	12/9		24	1-4	0-3	0-0	3-1-4	1	1	0	0	0	2	
TCU	12/21		16	2-6	2-6	0-0	0-0-0	1	0	0	0	1	6	
Temple	12/22		16	1-5	1-5	0-0	1-0-1	0	1	0	0	0	3	
UMass	12/24		22	1-4	0-3	0-0	0-0-0	0	1	0	0	1	2	
South Alabama	12/30		14	1-6	1-5	0-0	1-1-2	0	0	0	0	0	3	
Troy	1/4		30	4-8	4-8	1-2	0-2-2	2	1	4	0	0	13	
Arkansas State	1/6		13	1-4	0-1	0-0	1-1-2	0	0	0	0	0	2	
Georgia State	1/11		17	0-4	0-3	0-0	0-1-1	1	0	0	0	0	0	
Coastal Carolina	1/13		11	1-6	0-4	0-0	0-0-0	0	0	0	0	0	2	

SUPERLATIVES

Season Highs

Points	13	at Troy	1.4.24
Rebounds	4(2x)	last v. JMU	12.9.23
FG Made	4(2x)	at Troy	1.4.24
FG Attempted	10	Princeton	11.22.23
3FG Made	4	at Troy	1.4.24
3FG Attempted	8	at Troy	1.4.24
FT Made	4	Va. Wesleyan	11.6.23
FT Attempted	4	Va. Wesleyan	11.6.23
Assists	3	at Arkansas	11.13.23
Blocks	1	at W&M	12.6.23
Steals	1(6x)	last v. TCU	12.21.23

Career Highs

Points	13	at Troy	1.4.24
Rebounds	7	at Coastal Carolina	1.28.23
FG Made	4(3x)	last at Troy	1.4.24
FG Attempted	10	at Coastal Carolina	1.28.23
3FG Made	4(2x)	last at Troy	1.4.24
3FG Attempted	9	at Coastal Carolina	1.28.23
FT Made	3	at Coastal Carolina	1.28.23
FT Attempted	5	at Coastal Carolina	1.28.23
Assists	3	at Arkansas	11.13.23
Blocks	1(4x)	last at W&M	12.6.23
Steals	3	at Marshall	1.14.23

CAREER STATS

Year	GP	GS	Min	Avg	Total			3-Point			FT	FTA	Pct	Rebounds				PF	FO	Ast	TO	Blk	Stl	Pts	Avg
					FG	FGA	Pct	FG	FGA	Pct				Off	Def	Tot	Avg								
2022-23	27	9	323	12.0	26	74	.351	21	63	.333	4	9	.444	13	26	39	1.4	20	0	6	6	3	10	77	2.9
2023-24	17	3	333	19.6	29	87	.333	22	68	.324	5	8	.625	12	17	29	1.7	13	0	12	10	0	7	85	5.0
TOTALS	44	12	656	14.9	55	161	.342	43	131	.328	9	17	.529	25	43	68	1.5	33	0	18	16	3	17	162	3.7

SPECIALTY STATS (ODU/OPP)

Date	Opponent	Score	Pts Off Turnovers	Second Chance	Bench Pts	Pts In Paint	Fast Break	Largest Lead	Largest Deficit	Ties	Lead Changes
Nov. 6	Va. Wesleyan	W 71-57	16/12	10/7	33/32	38/18	28/5	24	0	0	0
Nov. 11	at Ball St.	L 73-68	19/14	10/11	21/6	44/18	12/1	4	10	7	8
Nov. 13	at Arkansas	L 86-78	5/18	16/15	40/33	32/44	21/9	3	14	1	1
Nov. 22	Princeton	L 76-56	6/14	4/4	16/12	12/26	2/9	5	21	3	6
Nov. 26	Drexel	W 68-61*	20/10	12/14	10/15	36/28	16/9	7	8	7	7
Nov. 30	Radford	W 69-68	16/9	9/12	26/18	28/22	12/17	5	11	5	3
Dec. 2	at Northesatern	L 81-68	13/14	9/11	24/21	36/24	10/19	7	13	6	9
Dec. 6	at W&M	L 84-79	12/15	7/4	24/3	24/20	15/4	8	9	5	3
Dec. 9	JMU	L 84-69	18/7	14/16	21/25	32/48	9/5	1	24	0	2
Dec. 21	TCU	L 111-87	18/21	15/23	29/50	38/50	26/23	0	29	1	0
Dec. 22	Temple	W 78-63	2/4	6/8	11/16	44/18	2/0	17	4	2	5
Dec. 24	UMass	L 87-65	13/15	4/14	11/19	38/50	18/12	3	31	2	5
Dec. 30	S. Alabama	L 61-59	18/12	11/0	11/16	40/24	4/1	22	6	2	4
Jan. 4	at Troy	L 86-75	24/29	7/13	14/37	24/32	22/14	0	26	0	0
Jan. 6	at Ark. St.	L 90-75	10/4	4/14	14/24	24/24	3/12	2	21	2	6
Jan. 11	at Ga. State	L 77-70	12/11	3/20	15/11	36/32	10/8	20	7	1	6
Jan. 13	at Coastal Carolina	L 79-75	26/8	12/11	12/20	22/30	10/7	8	11	1	2
Jan. 18	Marshall										
Jan. 20	ULM										
Jan. 24	JMU										
Jan. 27	Ga. Southern										
Feb. 1	at Marshall										
Feb. 3	at JMU										
Feb. 7	at So. Miss.										
Feb. 10	MAC Challenge										
Feb. 15	Louisiana										
Feb. 17	Ga. State										
Feb. 22	App State										
Feb. 24	Coastal Carolina										
Feb. 28	at App State										
Mar. 1	at Ga. Southern										

STARTING LINEUPS

- Vasean Allette-Chaunce Jenkins-Bryce Baker-Jason Wade-Dericko Williams 1-0
- Vasean Allette-Chaunce Jenkins-Bryce Baker-Jason Wade-Dani Pounds 0-2
- Vasean Allette-Chaunce Jenkins-Ty Williams-Jason Wade-Dani Pounds 2-3
- Vasean Allette-Chaunce Jenkins-Ty Williams-RJ Blakney-Dani Pounds 1-6
- Imo Essien-Devin Ceaser-Ty Williams-RJ Blakney-Dani Pounds 0-1
- Vasean Allette-Chaunce Jenkins-Ty Williams-RJ Blakney-Jason Wade 0-1



**2023-24 Old Dominion Men's Basketball
Team Game-by-Game
All games**

Opponent	Date	Score		Total		3-Pointers		Free throws		Rebounds				PF	A	TO	BLK	STL	PTS	AVG
				FG-FGA	PCT	3FG-3FGA	PCT	FT-FTA	PCT	OFF	DEF	TOT	AVG							
Va. Wesleyan	11/06/2023	71-57	W	25-57	.439	4-12	.333	17-25	.680	13	36	49	49.0	16	13	16	5	7	71	71.0
at Ball St.	11/11/2023	68-73	L	29-57	.509	4-14	.286	6-11	.545	8	26	34	41.5	20	3	15	2	9	68	69.5
at Arkansas	11/13/2023	77-86	L	31-71	.437	11-24	.458	4-5	.800	12	27	39	40.7	22	14	10	1	3	77	72.0
Princeton	11/22/2023	56-76	L	20-55	.364	9-18	.500	7-11	.636	10	23	33	38.8	14	10	11	3	7	56	68.0
Drexel	11/26/2023	68-61	Wot	25-64	.391	3-14	.214	15-19	.789	10	25	35	38.0	22	14	9	4	13	68	68.0
Radford	11/29/2023	69-68	W	23-60	.383	6-21	.286	17-20	.850	13	23	36	37.7	12	14	8	6	7	69	68.2
at Northeastern	12/02/2023	68-81	L	29-60	.483	6-21	.286	4-9	.444	6	21	27	36.1	31	10	13	2	6	68	68.1
at William & Mary	12/06/2023	79-84	L	30-59	.508	11-27	.407	8-13	.615	8	18	26	34.9	19	13	9	2	6	79	69.5
James Madison	12/09/2023	69-84	L	26-72	.361	4-22	.182	13-20	.650	16	20	36	35.0	12	6	6	2	7	69	69.4
vs TCU	12/21/2023	87-111	L	29-62	.468	8-24	.333	21-29	.724	9	13	22	33.7	25	8	16	3	13	87	71.2
vs Temple	12/22/2023	78-63	W	31-62	.500	7-22	.318	9-15	.600	9	33	42	34.5	16	13	9	2	3	78	71.8
vs Massachusetts	12/24/2023	65-87	L	23-54	.426	2-16	.125	17-28	.607	8	21	29	34.0	17	7	15	4	11	65	71.3
South Alabama	12/30/2023	59-61	L	26-68	.382	2-15	.133	5-9	.556	11	29	40	34.5	11	8	12	7	9	59	70.3
at Troy	01/04/2024	73-86	L	25-61	.410	9-21	.429	14-25	.560	12	23	35	34.5	16	7	18	2	12	73	70.5
at Arkansas St.	01/06/2024	75-90	L	30-71	.423	9-23	.391	6-8	.750	10	27	37	34.7	10	6	7	1	7	75	70.8
at Georgia St.	01/11/2024	70-77	L	27-62	.435	7-29	.241	9-17	.529	7	27	34	34.6	17	14	6	6	8	70	70.8
at Coastal Carolina	01/13/2024	75-79	L	27-77	.351	8-34	.235	13-17	.765	15	24	39	34.9	20	10	6	6	13	75	71.0
Total		1207		456-1072	.425	110-357	.308	185-281	.658	177	416	593	34.9	300	170	186	58	141	1207	71.0
Opponents		1324		446-1002	.445	163-445	.366	269-368	.731	184	483	667	39.2	264	252	222	66	99	1324	77.9

Old Dominion Averages

Games Played	Points/game	FG Pct	3FG Pct	FT Pct	Rebounds/game	Assists/game	Turnovers/game	Assist/Turnover ratio	Steals/game	Blocks/game
17	71.0	42.5	30.8	65.8	34.9	10.0	10.9	0.9	8.3	3.4



**2023-24 Old Dominion Men's Basketball
Opponents Game-by-Game
All games**

Opponent	Date	Score		Total		3-Pointers		Free throws		Rebounds				PF	A	TO	BLK	STL	PTS	AVG
				FG-FGA	PCT	3FG-3FGA	PCT	FT-FTA	PCT	OFF	DEF	TOT	AVG							
Va. Wesleyan	11/06/2023	71-57	W	21-61	.344	7-25	.280	8-16	.500	9	24	33	33.0	18	13	14	7	8	57	57.0
at Ball St.	11/11/2023	68-73	L	21-53	.396	10-31	.323	21-30	.700	11	22	33	33.0	11	6	14	2	5	73	65.0
at Arkansas	11/13/2023	77-86	L	30-59	.508	8-19	.421	18-29	.621	8	27	35	33.7	12	15	4	6	3	86	72.0
Princeton	11/22/2023	56-76	L	26-55	.473	13-33	.394	11-14	.786	8	29	37	34.5	13	17	9	0	7	76	73.0
Drexel	11/26/2023	68-61	Wot	18-54	.333	3-21	.143	22-30	.733	15	33	48	37.2	18	8	18	7	5	61	70.6
Radford	11/29/2023	69-68	W	24-60	.400	11-24	.458	9-12	.750	14	25	39	37.5	18	16	15	7	4	68	70.2
at Northeastern	12/02/2023	68-81	L	18-43	.419	5-15	.333	40-51	.784	8	26	34	37.0	17	8	13	5	6	81	71.7
at William & Mary	12/06/2023	79-84	L	25-47	.532	15-31	.484	19-27	.704	6	22	28	35.9	14	16	11	0	5	84	73.3
James Madison	12/09/2023	69-84	L	34-63	.540	9-24	.375	7-11	.636	11	31	42	36.6	13	19	14	7	5	84	74.4
vs TCU	12/21/2023	87-111	L	36-66	.545	9-23	.391	30-38	.789	16	28	44	37.3	24	21	15	2	12	111	78.1
vs Temple	12/22/2023	78-63	W	22-62	.355	12-38	.316	7-10	.700	10	23	33	36.9	11	11	9	2	3	63	76.7
vs Massachusetts	12/24/2023	65-87	L	33-61	.541	5-14	.357	16-22	.727	10	29	39	37.1	20	19	14	2	8	87	77.6
South Alabama	12/30/2023	59-61	L	23-58	.397	9-24	.375	6-8	.750	7	34	41	37.4	13	15	17	4	5	61	76.3
at Troy	01/04/2024	73-86	L	29-66	.439	12-32	.375	16-19	.842	16	30	46	38.0	23	18	20	7	11	86	77.0
at Arkansas St.	01/06/2024	75-90	L	31-66	.470	18-39	.462	10-12	.833	10	32	42	38.3	10	19	10	2	6	90	77.9
at Georgia St.	01/11/2024	70-77	L	27-71	.380	9-29	.310	14-16	.875	16	31	47	38.8	12	17	8	3	4	77	77.8
at Coastal Carolina	01/13/2024	75-79	L	28-57	.491	8-23	.348	15-23	.652	9	37	46	39.2	17	14	17	3	2	79	77.9
Total		1324		446-1002	.445	163-445	.366	269-368	.731	184	483	667	39.2	264	252	222	66	99	1324	77.9
Old Dominion		1207		456-1072	.425	110-357	.308	185-281	.658	177	416	593	34.9	300	170	186	58	141	1207	71.0

Opponents Averages

Games Played	Points/game	FG Pct	3FG Pct	FT Pct	Rebounds/game	Assists/game	Turnovers/game	Assist/Turnover ratio	Steals/game	Blocks/game
17	77.9	44.5	36.6	73.1	39.2	14.8	13.1	1.1	5.8	3.9

INDIVIDUAL HIGHS

Points	ODU	30	Vasean Allette at William & Mary
	OPP	29	Jalin Anderson – Ball State
FGM	ODU	13	Vasean Allette at William & Mary
	OPP	10(2x)	Jalin Anderson – Ball State/Josh Cohen - UMass
FGA	ODU	26	Vasean Allette at Arkansas State
	OPP	18	Toneari Lane - Ga. State
FG% (Min 5 made)	ODU	.833	RJ Blakney at Arkansas (5-6)
	OPP	1.000	Jaylen Carey - JMU-1 (6-6)
3FGM	ODU	5	Chaunce Jenkins at Arkansas State
	OPP	6	Chuck O'Bannon - TCU
3FGA	ODU	10	R.J. Blakney at Coastal Carolina
	OPP	12(2x)	Blake Peters – Princeton/ Toneari Lane - Ga. State
3PT% (Min 4 made)	ODU	1.000	R.J. Blakney at Ga. State (4-4)
	OPP	.857	Chuck O'Bannon - TCU (6-7)
FTM	ODU	7(2x)	Chaunce Jenkins v. Drexel/UMass
	OPP	11	Luka Sakota - Northeastern
FTA	ODU	9	Chaunce Jenkins at Coastal Carolina
	OPP	12 (2x)	Luka Sakota/Harold Woods – Northeastern
FT% (Min 3 made)	ODU	1.000	Chaunce Jenkins v. UMass (7-7)
	OPP	1.000/ (6-6)	Braeden MacVicar - Coastal Carolina
Rebounds	ODU	12(2x)	Tyrone Williams v. Drexel/R.J. Blakney at Troy
	OPP	15	Jay'Den Turner - Ga. State
Assists	ODU	9	Vasean Allette at Ga. State
	OPP	10	Caleb Fields - Arkansas State
Steals	ODU	6	Jason Wade - UMass
	OPP	4(2x)	Avery Anderson, III - TCU/Marcus Rigsby Jr. - Troy/Taryn Todd - Arkansas State
Blocked Shots	ODU	4(2x)	Chaunce Jenkins v. Radford/Dani Pounds at Coastal Carolina
	OPP	6	Amari Williams - Drexel

ODU HIGHS/LOWS

		HIGHS		LOWS
Points	87	TCU	56	Princeton
FGM	31	at Arkansas	20	Princeton
FGA	77	at Coastal Carolina	54	UMass
FG%	.509	at Ball State (29-57)	.361	JMU-1 (26-72)
3FGM	11(2x)	last at William & Mary	2	UMass/South Alabama
3FGA	34	at Coastal Carolina	12	Va. Wesleyan
3PT%	.500	Princeton (9-18)	.125	UMass (2-16)
FTM	21	TCU	4	at Northeastern
FTA	29	TCU	5	at Arkansas
FT%	.850	Radford (17-20)	.444	at Northeastern (4-9)
Rebounds	49	Va. Wesleyan	22	TCU
Assists	14 (4x)	last at Ga. State	3	at Ball State
Steals	13 (3x)	Drexel/TCU/at Coastal Carolina	3(2x)	last v. Temple
Blocked Shots	7	South Alabama	1	at Arkansas/Arkansas State
Turnovers	18	Troy	6(3x)	JMU-1/at Ga. State/at Coastal
Fouls	33	Northeastern	10	at Arkansas State

OPPONENT HIGHS/LOWS

		HIGHS		LOWS
Points	111	TCU	57	Va. Wesleyan
FGM	36	TCU	18 (2x)	last at Northeastern
FGA	71	at Ga. State	43	at Northeastern
FG%	.545	TCU (36-66)	.333	Drexel (18-54)
3FGM	18	at Arkansas State	3	Drexel
3FGA	39	at Arkansas State	14	UMass
3PT%	.484	at William & Mary (15-31)	.143	Drexel (3-21)
FTM	40	at Northeastern	6	South Alabama
FTA	51	at Northeastern	8	South Alabama
FT%	.875	at Ga. State (14-16)	.500	Va. Wesleyan (8-16)
Rebounds	48	Drexel	28	at William & Mary
Assists	21	TCU	6	at Ball State
Steals	12	TCU	2	at Coastal Carolina
Blocked Shots	7 (5x)	last Arkansas State	0(2x)	last at W&M
Turnovers	18	Drexel	16	Va. Wesleyan
Fouls	18	Radford	11(2x)	last by Temple



Officials: Damon Williams, Jesse Joseph, Andrew Casas

Va. Wesleyan - 57

Record: 0-0

NO.	Name	Min	FG	3P	FT	Rebounds	Fouls	TP	AS	TO	ST	Blocks	+/
			M-A	M-A	M-A	OR DR TOT	PF	FD				BS BA	
20	Amarion Wilson	F 19:24	2-6	0-0	1-4	2 1 3	2	5	0	3	0	4	1 -10
32	Eric Rowland	F 24:35	2-5	2-3	0-0	4 4 8	1	2	6	2	1	0	0 -14
3	Omani Deveaux	G 24:44	2-14	1-7	1-2	0 3 3	2	4	6	2	4	0	1 -22
11	Miles Wallace	G 24:06	1-5	1-1	0-0	1 2 3	0	0	3	1	0	2	0 -11
22	Jordan Crump	G 19:24	2-6	1-5	0-0	1 4 5	1	0	5	2	1	1	0 -7
4	Khai Seageant	19:55	4-11	3-4	1-3	3 4 7	4	2	11	0	1	3	0 -9
15	Amani Moore	11:46	0-1	0-0	0-0	2 0 2	0	1	4	3	0	0	0 -4
24	Bryan Justice	18:19	4-6	0-1	3-4	0 4 4	1	2	11	0	0	1	1 -9
0	Elijah Gardner	15:50	1-2	1-2	0-0	1 1 2	0	3	2	1	2	0	0 -3
2	Paul Anderson	15:58	0-1	0-0	0-0	1 1 2	0	0	0	3	0	0	1 -4
10	Khalil Davis	04:41	0-0	0-0	0-2	0 1 1	0	1	0	1	0	0	0 6
12	Brian Jackson	00:46	1-1	1-1	0-0	0 0 0	0	1	0	3	0	0	0 3
13	Aaron Brown	00:46	0-0	0-0	0-0	0 0 0	0	0	0	0	0	0	0 0
33	Jayson Williams	00:46	0-1	0-1	0-0	0 0 0	0	0	0	0	0	0	0 3
Team						0 0 0				0	2		
Totals		21-61	7-25	8-16	9	24 33	18	16	57	13	14	8	7 5 -14

Old Dominion - 71

Record: 1-0

NO.	Name	Min	FG	3P	FT	Rebounds	Fouls	TP	AS	TO	ST	Blocks	+/
			M-A	M-A	M-A	OR DR TOT	PF	FD				BS BA	
23	Dericko Williams	F 14:55	1-5	0-0	0-0	2 4 3	5	8	1	2	4	0	0 1 3 8
0	Vasean Allette	G 22:19	2-7	0-1	0-0	1 5 6	2	0	4	2	4	1	0 0 8
1	Jason Wade	G 19:09	0-2	0-0	2-2	0 2 2	3	2	2	2	2	1	1 0 0 8
2	Chaunce Jenkins	G 26:01	7-14	1-4	1-2	0 3 3	3	3	16	1	3	1	0 0 4
55	Bryce Baker	G 27:42	3-5	2-4	4-4	2 2 4	0	2	12	2	1	1	0 0 13
10	Tyrone Williams	21:34	6-9	0-2	3-3	1 5 6	1	2	15	1	2	0	0 1 3
3	Imo Essien	18:49	1-2	0-0	2-2	0 0 0	1	4	3	0	0	0	0 9
13	Devin Ceaser	12:05	2-5	0-0	0-1	1 3 4	0	1	4	2	0	1	1 0 10
11	Dani Pounds	09:36	0-1	0-0	2-2	2 3 5	3	2	2	0	0	0	1 1 8
15	R.J. Blakney	16:19	2-3	1-1	1-5	0 4 4	1	3	6	0	3	0	0 1 1
21	Leeroy Odiah	09:59	1-4	0-0	0-0	2 2 4	2	0	2	0	1	0	2 0 2
30	Cooper Jones	00:46	0-0	0-0	0-0	0 0 0	0	0	0	0	0	0	0 -3
35	Jaylen Jenkins	00:46	0-0	0-0	0-0	0 0 0	0	0	0	0	0	0	0 -3
Team						1 2 3				0	0		
Totals		25-57	4-12	17-25	13	36 49	16	18	71	13	16	7	5 7 14

Biggest lead

0 (1st 20:00)

Best Scoring Run

9 (2nd 1:30)

Lead Changes

0

Times Tied

0

Time with Lead

00:00

Points from

Turnovers

Paint

Second Chance

Fast Breaks

Bench

Period by Period Scoring

1st 2nd TOT

VWU 26 31 57

ODU 40 31 71

Technical Fouls:NONE

Shooting By Period

1 st FG%	12:30	40.0%
3PT%	3-6	50.0%
FT%	13-16	81.3%
2 nd FG%	13:27	48.1%
3PT%	1-6	16.7%
FT%	4-9	44.4%
GM FG%	25-57	43.9%
3PT%	4-12	33.3%
FT%	17-25	68.0%

Dead Ball Rebounds: 3/0



Officials: Bill Ek, Shane Staggs, Greg Langsdorf

Old Dominion - 68

Record: 1-1

NO.	Name	Min	FG	3P	FT	Rebounds	Fouls	TP	AS	TO	ST	Blocks	+/
			M-A	M-A	M-A	OR DR TOT	PF	FD				BS BA	
11	Dani Pounds	F 15:36	3-4	0-0	0-0	0 2 2	2	0	6	0	1	2	0 0 -5
0	Vasean Allette	G 29:31	6-9	1-4	2-5	0 3 3	3	3	15	2	2	3	0 0 -2
1	Jason Wade	G 24:52	2-3	0-0	0-0	2 2 4	2	4	4	0	1	1	0 0 -4
2	Chaunce Jenkins	G 31:27	8-14	2-3	2-2	1 5 6	2	4	20	0	3	0	1 0 3
55	Bryce Baker	G 23:04	1-4	0-3	0-2	0 2 2	2	1	2	1	2	1	0 0 -7
21	Leeroy Odiah	11:42	1-1	0-0	0-0	2 1 3	0	0	2	0	1	0	0 0 -7
10	Tyrone Williams	29:52	4-13	1-4	2-2	3 7 10	4	2	11	0	0	2	0 0 -4
3	Imo Essien	10:31	0-1	0-0	0-0	0 0 0	1	0	1	0	0	0	0 0 -4
15	R.J. Blakney	18:27	3-6	0-0	0-0	2 3 5	2	1	6	0	1	0	1 2 2
13	Devin Ceaser	04:58	1-2	0-0	0-0	1 1 0	2	2	2	0	0	0	0 0 -5
Team						0 0 0			0	0	1		
Totals		29-57	4-14	6-11	8	26 34	20	11	68	3	15	9	2 2 -5

Ball St. - 73

Record: 2-0

NO.	Name	Min	FG	3P	FT	Rebounds	Fouls	TP	AS	TO	ST	Blocks	+/
			M-A	M-A	M-A	OR DR TOT	PF	FD				BS BA	
3	Mickey Pearson Jr.	F 37:03	3-11	3-7	4-5	1 3 4	0	5	13	0	1	1	0 0 3
11	Basheer Jihad	F 24:04	4-10	1-5	6-9	2 3 5	3	5	15	2	4	0	2 1 8
33	Mason Jones	F 37:14	0-2	0-0	1-2	3 4	0	0	1	2	1	0	0 12
1	Jason Anderson	G 38:33	10-15	4-8	5-8	2 7 9	3	6	29	2	4	1	0 1 5
5	Davion Bailey	G 32:52	3-8	2-7	2-2	0 2 2	1	1	10	1	0	1	0 0 17
34	Ben Hendriks	07:40	0-1	0-0	0-0	1 0 1	0	0	0	0	0	0	0 0 0
54	Zane Doughty	08:05	1-1	0-0	4-4	1 1 2	0	2	6	0	0	1	0 0 -6
4	Micah Bell	07:51	0-2	0-1	0-0	0 1 1	0	0	0	0	1	0	0 0 -11
23	Joey Brown	01:33	0-1	0-1	0-2	1 1 2	0	1	0	0	0	0	0 0 -3
13	Trent Middleton Jr.	05:05	0-2	0-1	0-0	0 0 0	0	0	0	0	0	0	0 0 0
Team						2 2 4			0	1			
Totals		21-53	10-31	21-30	11	22 33	11	20	73	6	14	5	2 2 5

Biggest lead

4 (2nd 9:14)

Best Scoring Run

8 (1st 3:21)

Lead Changes

8

Times Tied

7

Time with Lead

04:01

Points from

Turnovers

Paint

Second Chance

Fast Breaks

Bench

Period by Period Scoring

1st 2nd TOT

ODU 36 32 68

BSU 38 35 73

Technical Fouls:NONE

Shooting By Period

1 st FG%	10:25	40.0%
3PT%	6-15	40.0%
FT%	12-16	75%
2 nd FG%	11:28	39.3%
3PT%	4-16	25.0%
FT%	9-14	64.3%
GM FG%	21-53	39.6%
3PT%	10-31	32.3%
FT%	21-30	70.0%

Dead Ball Rebounds: 4/0



Officials: Joe Lindsey, Chuck Jones, Owen Short

Old Dominion - 77

Record: 1-2

NO.	Name	Min	FG	3P	FT	Rebounds	Fouls	TP	AS	TO	ST	Blocks	+/
			M-A	M-A	M-A	OR DR TOT	PF	FD				BS BA	
11	Dani Pounds	F 20:31	2-5	0-0	0-0	4 3 7	5	2	4	0	1	0	0 0 0
0	Vasean Allette	G 23:02	2-11	0-3	0-0	0 4 4	2	0	4	5	2	2	0 0 -17
1	Jason Wade	G 17:60	0-2	0-1	0-0	2 0 2	3	0	0	0	0	1	0 -15
2	Chaunce Jenkins	G 36:21	8-19	3-6	2-2	1 6 7	2	4	21	3	3	0	3 -2
10	Tyrone Williams	G 20:39	3-8	1-2	1-2	1 3 4	0	2	8	1	1	0	0 1 10



Official Basketball Box Score - Final
Creighton at Old Dominion
 1185B Chatham Ave., Norfolk
 23061 Norfolk, VA

Game Time 8:29 PM
 Game Duration: 1:50
 Attendance: 4,202

Offensive: Gerritt Starnes, Darren Williams, Dan Pavesi

Records: 3-9													
NO. Name	Min	FG	3P	FT	Rebounds	Fouls	TP	AS	TO	ST	Blocks	+/	
		M-A	M-A	M-A	OR DR TOT	PF PD					BS BA		
22 Amari Williams	F 32:27	5-13	0-1	3-10	4 0 4	1 5	19	1	6	1	6	2	0
1 Lamar Oden, Jr.	G 33:59	3-9	1-6	4-4	1 8 9	3 2	11	2	2	0	0	12	
11 Justin Moore	G 34:52	2-6	0-1	1-2	1 5 6	3 3	5	3	5	1	0	1	
14 Luke House	G 19:06	3-7	1-5	0-0	1 1 2	3 0	7	0	2	0	0	-2	
23 Yame Butler	G 21:18	0-3	0-1	4-4	1 2 3	2 3	4	0	0	0	0	-5	
2 Lucas Monroe	08:36	2-3	0-0	0-0	1 4 5	0 1	4	0	0	0	0	3	
5 Kobe McGee	22:40	1-4	1-4	2-2	1 5 6	0 2	5	0	1	0	0	-1	
13 Garfield Turner	12:37	2-4	0-0	1-4	4 1 5	3 3	5	1	1	1	0	-6	
21 Mate Okros	22:25	0-2	0-2	0-0	1 3 4	0 0	0	1	0	1	0	-2	
3 Jamie Bergens	13:55	0-3	0-1	1-2	0 0 0	3 2	1	0	0	1	0	-16	
15 Cole Hargrove	03:23	0-0	0-0	0-2	0 1 1	0 1	0	0	0	0	0	2	
Team					0 3 3		0		1				
Totals		18-54	3-21	22-30	15 33 48	18 22	61	8	18	5	7	4	

Shooting By Period		
1st FG%	9-25	32.0%
3PT%	1-10	10.0%
FT%	9-12	66.7%
2nd FG%	6-20	40.0%
3PT%	1-7	14.3%
FT%	12-14	85.7%
OTFG%	2-9	22.2%
3PT%	1-4	25.0%
FT%	2-4	50%
GM FG%	18-54	33.3%
3PT%	3-21	14.3%
FT%	22-30	73.3%

Dead Ball Rebounds: 4, 0

Records: 3-9												
NO. Name	Min	FG	3P	FT	Rebounds	Fouls	TP	AS	TO	ST	Blocks	+/
		M-A	M-A	M-A	OR DR TOT	PF PD					BS BA	
11 Dani Pounds	F 33:55	2-4	0-0	0-0	1 6 7	3 2	4	2	1	1	2	0
0 Vasean Alette	G 36:32	6-14	1-3	2-4	2 3 5	0 3	15	1	2	2	0	16
1 Jason Wade	G 28:58	0-0	0-0	0-0	0 3 3	4 0	3	1	2	3	0	-6
2 Chaunce Jenkins	G 30:15	5-12	1-2	7-8	0 2 2	4 7	18	4	1	1	0	13
10 Tyrone Williams	G 37:14	8-22	1-6	4-5	4 8 12	2 5	21	2	1	4	2	16
23 Dericko Williams	08:19	0-1	0-0	0-0	0 0 0	3 0	0	0	0	0	0	0
15 R.J. Blakney	03:56	0-0	0-0	0-0	0 0 0	1 0	0	1	0	1	0	-3
55 Bryce Baker	13:45	0-1	0-1	0-0	0 1 1	0 0	0	0	0	1	0	-2
13 Devin Ceaser	08:07	1-4	0-1	0-0	0 0 0	3 0	2	0	1	0	0	-4
3 Imo Essien	21:29	3-6	0-1	2-2	0 2 2	2 1	8	1	1	1	0	0
21 Leeroy Oclah	01:30	0-0	0-0	0-0	0 0 0	0 0	0	0	0	0	0	-2
Team					3 0 3		0		0			
Totals		25-64	3-14	15-19	10 25 35	22 18	68	14	9	13	4	7

Shooting By Period		
1st FG%	9-30	30.0%
3PT%	0-7	0.0%
FT%	3-4	75%
2nd FG%	13-28	46.4%
3PT%	2-5	40.0%
FT%	5-7	71.4%
OTFG%	3-6	50.0%
3PT%	1-2	50.0%
FT%	7-8	87.5%
GM FG%	25-64	39.1%
3PT%	3-14	21.4%
FT%	15-19	78.9%

Dead Ball Rebounds: 4, 0

DRX		ODU		Points from		DRX		ODU		Period by Period Scoring		
Biggest Lead	8 (1st 7:24)	7 (1st 07:02)	Turnovers	10	20	1st	2nd	3rd	TOT	1st	2nd	TOT
Best Scoring Run	6 (2nd 18:14)	10 (1st 4:25)	Points	29	38	DRX	25	29	7	81		
Lead Changes	7		Second Chance	14	12	ODU	21	33	14	86		
Times Tied	7		Fast Breaks	9	18							
Time with Lead	24:16	14:15	Bench	15	10							



Official Basketball Box Score - Final
Old Dominion at Northwestern
 1185B Chatham Ave., Norfolk
 23061 Norfolk, VA

Game Time 8:29 PM
 Game Duration: 1:50
 Attendance: 1,931

Offensive: Terry Dawson, Ryan Corbin, David Pavesi

Records: 3-4												
NO. Name	Min	FG	3P	FT	Rebounds	Fouls	TP	AS	TO	ST	Blocks	+/
		M-A	M-A	M-A	OR DR TOT	PF PD					BS BA	
11 Dani Pounds	F 21:02	0-1	0-0	0-0	1 2 3	4	2	0	2	2	0	1
0 Vasean Alette	G 33:04	9-16	2-6	1-2	0 2 2	1 2	21	3	1	1	0	-6
1 Jason Wade	G 16:12	0-0	0-0	0-0	0 2 2	1 2	0	1	0	1	0	0
2 Chaunce Jenkins	G 34:28	4-14	1-5	3-4	0 1 1	4 7	12	2	2	1	0	3
10 Tyrone Williams	G 34:39	5-13	1-4	0-3	1 9 10	4	2	1	2	4	1	-9
23 Dericko Williams	05:26	1-1	0-0	0-0	0 0 0	5 0	2	0	0	0	0	0
15 R.J. Blakney	20:07	2-4	0-2	0-0	0 3 3	4	0	4	0	2	0	-6
55 Bryce Baker	13:45	2-3	2-3	0-0	1 1 1	1	6	0	0	1	0	-4
3 Imo Essien	14:28	3-3	0-0	0-0	1 1 3	1	3	1	6	0	1	-14
13 Devin Ceaser	08:18	2-4	0-1	0-0	0 0 0	2 0	4	0	0	1	0	3
21 Leeroy Oclah	07:31	1-1	0-0	0-0	0 0 0	2 0	2	0	0	0	1	-4
Team					4 0 4		0		1			
Totals		29-60	5-21	4-9	6 21 27	33 17	68	10	13	6	2	-13

Shooting By Period		
1st FG%	14-30	46.7%
3PT%	3-10	30.0%
FT%	2-4	50%
2nd FG%	15-30	50.0%
3PT%	1-11	9.1%
FT%	2-5	40%
GM FG%	29-60	48.3%
3PT%	4-21	19.0%
FT%	4-9	44.4%

Dead Ball Rebounds: 1, 1

Records: 4-5												
NO. Name	Min	FG	3P	FT	Rebounds	Fouls	TP	AS	TO	ST	Blocks	+/
		M-A	M-A	M-A	OR DR TOT	PF PD					BS BA	
33 Chris Doherty	F 22:24	3-3	0-0	5-8	1 5 6	1 6	11	2	0	0	2	0
1 Massi Troutman	G 29:55	3-8	2-3	6-8	0 3 3	3 5	14	0	4	0	2	0
4 Rashad King	G 21:37	1-4	0-0	1-2	1 1 2	3 2	3	1	2	2	0	13
9 Luka Sakota	G 30:54	3-10	1-4	11-12	0 3 3	3 3	18	1	1	1	0	5
13 Jared Turner	G 33:05	4-9	2-7	4-6	1 6 7	0 5	14	2	0	2	0	16
10 Harold Woods	25:22	2-3	0-0	10-11	2 5 7	4 7	14	0	2	1	0	4
12 Alexander Nwagha	17:57	2-3	0-0	1-2	1 2 3	1 1	5	0	2	0	1	4
21 Bryce Johnson	06:59	0-2	0-0	0-0	0 1 1	2 0	0	0	0	0	0	-1
8 William Kermoury	11:45	0-1	0-1	2-2	0 0 0	0 1	2	2	1	0	0	8
Team					2 0 2		0		1			
Totals		18-43	5-15	40-51	8 26 34	17 30	81	8	13	5	2	13

Shooting By Period		
1st FG%	11-22	50.0%
3PT%	3-7	42.9%
FT%	15-24	62.5%
2nd FG%	7-21	33.3%
3PT%	2-8	25.0%
FT%	25-27	92.6%
GM FG%	18-43	41.9%
3PT%	5-15	33.3%
FT%	40-51	78.4%

Dead Ball Rebounds: 1, 1

ODU		NOR		Points from		ODU		NOR		Period by Period Scoring		
Biggest Lead	7 (1st 18:00)	13 (2nd 17:28)	Turnovers	19	14	1st	2nd	3rd	TOT	1st	2nd	TOT
Best Scoring Run	7 (2nd 11:36)	11 (2nd 17:28)	Points	36	34	ODU	33	35	88			
Lead Changes	9		Second Chance	8	11	NOR	40	41	81			
Times Tied	6		Fast Breaks	10	19							
Time with Lead	08:22	28:51	Bench	34	21							



Official Basketball Box Score - Final
Radford at Old Dominion
 1185B Chatham Ave., Norfolk
 23061 Norfolk, VA

Game Time 7:29 PM
 Game Duration: 1:50
 Attendance: 1,328

Offensive: Brand Flournoy, Sean Casey, Arlene Denton

Records: 8-9												
NO. Name	Min	FG	3P	FT	Rebounds	Fouls	TP	AS	TO	ST	Blocks	+/
		M-A	M-A	M-A	OR DR TOT	PF PD					BS BA	
0 Justin Archer	F 33:30	2-4	0-0	2-4	6 4 10	2 3	6	1	1	0	0	-1
10 Chandler Turner	F 28:57	4-6	2-3	0-0	2 6 8	0 0	10	3	0	0	0	2
1 DeQuan Smith	G 28:17	7-13	5-8	2-2	0 0 0	2 2	21	1	6	1	0	5
3 Kenyon Giles	G 31:30	3-13	2-7	0-0	0 6 6	1 0	8	7	3	1	0	6
14 Bryan Antone	G 27:30	1-7	1-3	2-2	0 4 4	4 1	5	1	1	2	1	-9
23 TJ NeSmith	22:18	5-7	0-0	3-4	2 2 4	2 2	13	1	2	0	0	1
4 Truth Harris	07:11	1-3	0-0	0-0	0 0 0	4 1	2	1	1	0	0	2
21 D'Aunray Pierce	10:24	0-2	0-0	0-0	0 0 0	2 1	0	0	0	0	0	5
2 Trenton Walters	10:23	1-5	1-3	0-0	0 1 1	1 2	3	1	0	0	0	-7
Team					4 2 6		0		1			
Totals		24-60	11-24	9-12	14 25 39	18 12	68	15	4	7	6	-1



Officials: Nath Anderson, Ryan Christian, Jeff Carter

James Madison - 91

Record: 9-0

NO.	Name	Min	FG	3P	FT	Rebounds	Fouls	TP	AS	TO	ST	Blocks	+	-
			M-A	M-A	M-A	OR DR TOT	PF FD					BS BA		
3	T.J. Bickerstaff	22:11	9-12	0-0	3-4	3 9 12	3 3 21	0	1	0	0	0	0	4
22	Julien Wooden	20:10	1-6	0-0	0-2	2 2 0	5 0	1	1	2	0	12	1	2
1	Nathan Freidel	31:37	3-9	1-5	0-0	1 6 7	1 0 7	0	0	0	1	1	4	4
5	Michael Edwards Jr.	30:15	4-9	3-4	2-3	1 3 4	1 2 13	5	5	0	3	0	13	13
13	Michael Green III	27:56	5-8	2-4	1-2	0 2 2	1 4 13	9	3	1	0	1	0	22
0	Xavier Brown	17:40	2-4	2-4	0-0	0 1 1	3 0 6	3	0	1	1	0	6	6
2	Raekwon Horton	16:51	1-2	0-1	0-0	2 4 6	1 1 2	2	2	1	0	0	11	11
15	Jaylen Carey	17:05	6-6	0-0	1-2	2 3 5	0 2 13	0	1	1	0	0	0	12
4	Bryant Randleman	06:07	2-3	0-0	0-0	1 1 2	1 0 4	0	1	0	0	0	0	-9
Team						1 0 1		0						
Totals		34:53	9-24	7-11	11 31 42	13 12	84	19	14	5	7	2	15	

Shooting By Period	
1st FG%	20-34 58.8%
3PT%	5-13 38.5%
FT%	5-8 62.5%
2nd FG%	14-29 48.3%
3PT%	4-11 36.4%
FT%	2-3 66.7%
GM FG%	34-63 54.0%
3PT%	9-24 37.5%
FT%	7-11 63.6%

Dead Ball Rebounds: 2, 0

Technical Fouls: NONE

Old Dominion - 97

Record: 3-6

NO.	Name	Min	FG	3P	FT	Rebounds	Fouls	TP	AS	TO	ST	Blocks	+	-
			M-A	M-A	M-A	OR DR TOT	PF FD					BS BA		
11	Dani Pounds	14:48	0-1	0-1	2-2	2 3 5	1 2 2	0	0	1	0	0	0	-9
15	R.J. Blakney	13:30	1-4	0-3	0-0	0 3 3	1 0 2	0	1	0	0	0	0	-16
0	Vasean Alette	31:31	6-16	1-2	1-2	3 3 6	1 1 14	1	1	2	2	0	3	-13
2	Chaunce Jenkins	38:15	6-14	2-8	5-8	0 3 3	1 4 19	3	2	1	2	0	0	-13
10	Tyrone Williams	29:46	4-12	0-3	3-6	3 3 6	1 3 11	0	0	1	0	0	0	-14
1	Jason Wade	20:07	2-6	0-2	0-0	3 1 4	4 0 4	0	0	1	0	0	1	-1
55	Bryce Baker	23:43	1-4	0-3	0-0	3 1 4	1 2 1	0	0	0	0	1	0	-1
13	Devin Ceasar	18:10	5-12	1-2	2-2	0 2 2	2 13 0	0	1	0	0	3	3	-10
3	Imo Essien	10:10	1-3	0-0	0-0	0 0 0	0 0 0	2	1	1	0	0	0	-10
Team						2 1 3		0						
Totals		26:72	4-22	13-20	16 20 36	12 13	69	6	6	7	2	7	15	

Shooting By Period	
1st FG%	12-36 33.3%
3PT%	1-2 50.0%
FT%	5-6 83.3%
2nd FG%	14-36 38.9%
3PT%	3-10 30.0%
FT%	8-14 57.1%
GM FG%	26-72 36.1%
3PT%	4-22 18.2%
FT%	13-20 65.0%

Dead Ball Rebounds: 6, 0

Technical Fouls: NONE

	JMU	ODU
Biggest lead	24 (2nd 17:26)	1 (1st 18:21)
Best Scoring Run	9 (1st 10:49)	7 (1st 9:28)
Lead Changes	2	0
Times Tied	0	0
Time with Lead	36:31	00:14

Points from	JMU	ODU
Turnovers	7	18
Paint	49	32
Second Chance	18	14
Fast Breaks	5	8
Bench	25	21

Period by Period Scoring			
	1st	2nd	TOT
JMU	50	34	84
ODU	30	38	68



Officials: Larry Spaulding, Ben Lannox, Will Howard

TCU - 111

Record: 9-1

NO.	Name	Min	FG	3P	FT	Rebounds	Fouls	TP	AS	TO	ST	Blocks	+	-
			M-A	M-A	M-A	OR DR TOT	PF FD					BS BA		
2	Emanuel Miller	25:12	7-9	1-2	6-7	3 4 7	1 5 21	3	1	1	0	0	14	14
21	JaKobe Coles	24:58	4-10	0-3	1-1	3 7 10	3 1 9	2	4	1	0	0	17	17
8	Ernest Udeh Jr.	18:21	2-2	0-0	2-4	1 3 4	1 3 6	2	0	1	0	0	14	14
0	Micha Peavy	28:27	2-6	1-3	2-2	2 2 4	4 1 7	2	2	1	0	0	37	37
4	Jameer Nelson Jr.	25:52	3-10	1-4	11-13	0 2 2	2 5 18	6	1	3	1	3	22	22
12	Xavier Cork	11:14	1-2	0-0	1-2	2 2 4	1 2 3	2	1	0	0	0	5	5
3	Avery Anderson III	09:46	4-5	0-0	1-0	0 0 0	5 1 9	1	2	4	0	0	3	3
5	Chuck O'Bannon	18:59	8-10	6-7	3-3	1 2 3	1 2 25	1	0	0	1	0	9	9
11	Trevan Tenyson	22:15	1-7	0-4	1-2	0 2 3	3 3 10	1	2	0	0	0	6	6
44	Essam Mostafa	11:25	4-4	0-0	2-3	2 2 4	1 3 10	1	0	1	0	0	15	15
30	Darius Ford	02:47	0-1	0-0	0-0	0 0 0	0 1 0	0	0	0	0	0	0	-2
33	Trey Stuart	01:22	0-0	0-0	0-0	0 0 0	0 0 0	0	0	0	0	0	0	-5
35	Cole Despie	01:22	0-0	0-0	0-0	0 0 0	0 0 0	0	0	0	0	0	0	-5
Team						2 2 4		0		1				
Totals		36:66	9-23	30-38	16 28 44	24 25	111	21	15	12	2	3	24	

Shooting By Period	
1st FG%	14-35 40.0%
3PT%	3-13 23.1%
FT%	16-20 80.0%
2nd FG%	22-31 71.0%
3PT%	6-10 60.0%
FT%	14-18 77.8%
GM FG%	36-66 54.5%
3PT%	9-23 39.1%
FT%	30-38 78.9%

Dead Ball Rebounds: 6, 0

Technical Fouls: NONE

Old Dominion - 87

Record: 3-7

NO.	Name	Min	FG	3P	FT	Rebounds	Fouls	TP	AS	TO	ST	Blocks	+	-
			M-A	M-A	M-A	OR DR TOT	PF FD					BS BA		
11	Dani Pounds	13:21	0-1	0-0	2-2	2 2 4	4 2 2	0	0	1	1	0	0	-12
15	R.J. Blakney	18:05	3-5	0-1	4-4	3 0 3	3 2 10	1	1	0	0	0	0	-7
0	Vasean Alette	32:05	8-13	4-5	4-5	4 4 8	4 9 25	3	5	4	0	0	0	-8
2	Chaunce Jenkins	35:20	2-9	0-3	2-4	0 1 1	4 3 6	1	5	1	1	1	1	-17
10	Tyrone Williams	33:20	6-11	1-3	2-5	1 2 3	1 3 15	0	0	3	0	0	0	-22
1	Jason Wade	17:40	1-1	0-0	4-4	1 3 4	3 2 6	1	1	1	1	0	0	-13
55	Bryce Baker	16:08	2-6	2-6	0-0	0 0 0	1 6 0	0	0	1	0	0	0	-20
13	Devin Ceasar	12:48	5-10	0-2	0-0	0 0 0	1 0 10	1	0	2	0	1	2	-12
3	Imo Essien	16:40	2-5	1-3	2-2	0 0 0	2 1 7	1	3	0	0	0	0	-14
21	Leeroy Odiah	08:59	0-0	0-0	0-0	0 1 1	2 0 0	0	0	0	0	0	0	1
30	Cooper Jones	02:47	0-1	0-1	0-0	0 0 0	0 0 0	0	0	0	0	0	0	0
35	Jaylen Jenkins	02:47	0-0	0-0	0-0	0 0 0	0 1 0	0	0	0	0	0	0	0
Team						1 0 1		0		0				
Totals		29:62	8-24	21-29	9 13 22	25 24	87	8	16	13	3	2	24	

Shooting By Period	
1st FG%	16-31 51.6%
3PT%	6-11 54.5%
FT%	3-7 42.9%
2nd FG%	13-31 41.9%
3PT%	2-13 15.4%
FT%	18-22 81.8%
GM FG%	29-62 46.8%
3PT%	8-24 33.3%
FT%	21-29 72.4%

Dead Ball Rebounds: 4, 3

Technical Fouls: NONE

	TCU	ODU
Biggest lead	29 (2nd 7:57)	0 (1st 20:00)
Best Scoring Run	10 (1st 10:16)	6 (2nd 5:27)
Lead Changes	0	1
Times Tied	1	0
Time with Lead	39:00	00:00

Points from	TCU	ODU
Turnovers	21	18
Paint	50	38
Second Chance	23	15
Fast Breaks	23	26
Bench	50	29

Period by Period Scoring			
	1st	2nd	TOT
TCU	47	64	111
ODU	41	46	87



Officials: Greg Nixon, Amy Bonner, Chris Beaver

Temple - 63

Record: 6-6

NO.	Name	Min	FG	3P	FT	Rebounds	Fouls	TP	AS	TO	ST	Blocks	+	-
			M-A	M-A	M-A	OR DR TOT	PF FD					BS BA		
14	Steve Settle	28:02	2-4											



Officials: Bill Jacobson, Donta Carter, Tucson Geegg

South Alabama - 61 Record: 8-5 (1-0)

NO.	Name	Min	FG	3P	FT	Rebounds	Fouls	TP	AS	TO	ST	Blocks	+/-
			M-A	M-A	M-A	OR DR TOT	PF FD					BS BA	
12	Julian Margrave	F 17:01	3-5	2-4	0-0	0 2 2	0 0	8	1	0	0	0	-8
13	Thomas Howell	F 17:53	3-7	0-1	0-0	2 7 9	0 0	6	0	1	0	0	-14
21	Ethan Kizer	F 26:50	1-3	1-3	0-0	0 2 2	0 0	3	0	0	0	1	11
0	Tyrell Jones	G 33:14	4-11	2-5	2-3	0 3 3	3 5	12	3	4	1	0	3
2	Isiah Gaiter	G 36:01	7-16	1-3	1-1	2 4 6	6 3	1	16	7	6	0	1
45	Samuel Tabé	12:38	0-3	0-0	0-0	0 1 1	0 1	0	1	2	0	0	-8
4	Marcus Milender	30:39	2-6	0-1	3-4	0 6 6	4 3	7	1	2	1	0	0
3	Elijah Ormiston	08:28	1-3	1-3	0-0	0 0 0	1 0	3	0	0	0	0	-9
20	Marshall Kearing	17:17	2-4	2-4	0-0	0 6 6	2 1	6	2	1	3	0	21
Team						3 3 6	0 1						
Totals		23:58	9-24	6-8	7 34	41	13 11	61	15	17	5	4	7 2

Technical Fouls:NONE

Shooting By Period

1st FG%	9-31	29.0%
3PT%	3-14	21.4%
FT%	1-1	100%
2nd FG%	14-27	51.9%
3PT%	6-10	60.0%
FT%	5-7	71.4%
GM FG%	23-58	39.7%
3PT%	9-24	37.5%
FT%	6-8	75.0%

Dead Ball Rebounds: 1, 0

Old Dominion - 59 Record: 4-9 (0-1)

NO.	Name	Min	FG	3P	FT	Rebounds	Fouls	TP	AS	TO	ST	Blocks	+/-
			M-A	M-A	M-A	OR DR TOT	PF FD					BS BA	
11	Dani Pounds	F 17:23	4-4	0-0	0-1	2 4 6	0 1	8	1	0	0	0	0
15	R.J. Blakney	F 29:09	5-11	0-2	2-3	1 5 6	0 2	12	0	1	1	3	0
0	Vasean Allette	G 34:30	6-16	1-3	2-2	1 4 5	4 2	15	1	3	5	0	2
2	Chaunce Jenkins	G 24:28	3-8	0-1	1-2	1 3 4	2 3	7	2	3	1	2	-10
10	Tyrone Williams	G 36:24	3-11	0-2	0-0	1 7 8	0 0	6	1	2	1	2	-3
1	Jason Wade	22:32	2-3	0-0	0-1	4 1 5	3 1	4	1	2	1	0	-2
3	Imo Essien	08:59	0-2	0-1	0-0	0 0 0	1 3	0	2	0	0	0	0
55	Bryce Baker	14:28	1-6	1-5	0-0	1 1 2	0 1	3	0	0	0	0	-1
13	Devin Ceasar	12:03	2-7	0-1	0-0	0 2 2	1 4	0	0	0	0	0	5
Team						0 2 2	0 1						
Totals		26:68	2-15	5-9	11 29	40	11 13	59	8	12	9	7	4 -2

Technical Fouls:NONE

Shooting By Period

1st FG%	16-37	43.2%
3PT%	2-11	18.2%
FT%	2-4	50%
2nd FG%	10-31	32.3%
3PT%	0-4	0.0%
FT%	3-5	60%
GM FG%	29-68	38.2%
3PT%	2-15	13.3%
FT%	5-9	55.6%

Dead Ball Rebounds: 1, 0

USA		ODU	
Biggest lead	6 (1st 15:38)	22 (2nd 14:08)	
Best Scoring Run	16 (2nd 10:03)	13 (2nd 17:17)	
Lead Changes	4		
Times Tied	2		
Time with Lead	08:57	27:07	

Points from		USA		ODU	
Turnovers	12	18			
Paint	24	40			
Second Chance	0	11			
Fast Breaks	1	4			
Bench	16	11			

Period by Period Scoring			
	1st	2nd	TOT
USA	22	39	61
ODU	36	23	59



Officials: Olanis Poolo, Lucas Santos, Anthony Eades

Old Dominion - 73 Record: 4-10 (0-2)

NO.	Name	Min	FG	3P	FT	Rebounds	Fouls	TP	AS	TO	ST	Blocks	+/-
			M-A	M-A	M-A	OR DR TOT	PF FD					BS BA	
11	Dani Pounds	F 13:10	0-1	0-0	0-1	1 2 3	1 1	0	0	0	0	0	22
15	R.J. Blakney	F 34:49	1-8	0-2	5-6	4 8 12	3 5	7	0	1	3	1	-3
3	Imo Essien	G 24:01	3-5	0-0	1-2	0 1 1	2 2	7	2	0	0	1	-3
10	Tyrone Williams	G 33:55	9-16	2-5	2-5	1 0 1	1 4	22	0	4	3	1	20
13	Devin Ceasar	G 34:18	8-20	3-5	4-5	1 1 2	1 6	23	2	5	4	0	-9
10	Tyrone Wade	10:59	0-2	0-1	0-0	0 3 3	3 1	0	1	3	1	0	-3
55	Bryce Baker	30:09	4-8	4-8	1-2	0 2 2	2 2	1	13	1	4	0	0
21	Leeroy Odiah	15:51	0-0	0-0	1-4	2 3 5	3 2	1	0	1	1	0	12
30	Cooper Jones	01:24	0-0	0-0	0-0	1 0 1	0 0	0	1	0	0	0	2
35	Jaylen Jenkins	01:24	0-1	0-0	0-0	1 0 1	0 0	0	0	0	0	0	2
Team						1 3 4	0 0						
Totals		25:61	9-21	14-25	12 23	35	16 22	73	7	18	12	2	7 -13

Technical Fouls:Williams 1st 16:48

Shooting By Period

1st FG%	12-31	38.7%
3PT%	5-12	41.7%
FT%	5-11	45.5%
2nd FG%	13-30	43.3%
3PT%	4-9	44.4%
FT%	9-14	64.3%
GM FG%	25-61	41.0%
3PT%	9-21	42.9%
FT%	14-25	56.0%

Dead Ball Rebounds: 5, 0

Troy - 86 Record: 8-6 (2-0)

NO.	Name	Min	FG	3P	FT	Rebounds	Fouls	TP	AS	TO	ST	Blocks	+/-
			M-A	M-A	M-A	OR DR TOT	PF FD					BS BA	
4	Myles Rigby	F 22:53	3-6	2-4	5-6	0 2 2	3 4	13	4	5	2	1	0
15	Jackson Fields	F 22:00	4-7	1-3	4-4	4 3 7	3 2	13	2	1	1	3	0
33	Theo Seng	F 16:04	3-5	1-3	0-0	1 5 6	0 0	7	1	2	0	0	6
5	Christyone Eugene	G 27:43	3-12	2-7	0-0	0 5 5	3 0	8	5	1	1	0	2
23	Ameer Muhammad	G 18:24	3-6	1-1	2-2	1 1 2	1 1	8	1	3	1	0	6
1	Thomas Dowd	23:56	4-11	3-7	0-0	3 8 11	1 1	11	1	0	0	1	7
12	Tayton Conerway	21:36	5-6	2-2	3-3	1 1 2	2 4	15	0	4	1	0	1
24	Randarius Jones	10:12	2-4	0-0	0-0	1 0 1	5 0	4	0	2	0	0	4
2	Marcus Rigby Jr.	16:14	2-7	1-5	1-2	0 1 1	1 1	6	3	2	4	0	0
11	Victor Valdes	11:18	0-1	0-0	0-0	0 0 0	3 0	0	0	0	1	1	0
13	Randi Ovalle	07:48	0-1	0-0	1-2	2 1 3	1 2	1	1	0	0	1	0
21	Braydon Whitaker	01:52	0-0	0-0	0-0	0 0 0	0 0	0	0	0	0	0	-2
Team						3 3 6	0 0						
Totals		29:66	12-32	16-19	16 30	46	23 15	86	18	20	11	7	2 13

Technical Fouls:Rigby 1st 16:32

Shooting By Period

1st FG%	18-34	52.9%
3PT%	8-19	42.1%
FT%	11-13	84.6%
2nd FG%	11-32	34.4%
3PT%	4-13	30.8%
FT%	5-6	83.3%
GM FG%	29-66	43.9%
3PT%	12-32	37.5%
FT%	16-19	84.2%

Dead Ball Rebounds: 1, 0

ODU		TROY	
Biggest lead	0 (1st 20:00)	26 (2nd 16:45)	
Best Scoring Run	8 (2nd 3:09)	12 (1st 1:24)	
Lead Changes	0		
Times Tied	0		
Time with Lead	00:00	39:41	

Points from		ODU		TROY	
Turnovers	24	29			
Paint	24	32			
Second Chance	7	13			
Fast Breaks	22	14			
Bench	14	37			

Period by Period Scoring			
	1st	2nd	TOT
ODU	34	39	73
TROY	55	31	86



Officials: Keith Patterson, Shane Land, Gerald Williams

Old Dominion - 75 Record: 4-11 (0-3)

NO.	Name	Min	FG	3P	FT	Rebounds	Fouls	TP	AS	TO	ST	Blocks	+/-
			M-A	M-A	M-A	OR DR TOT	PF FD					BS BA	
11	Dani Pounds	F 12:06	0-1	0-0	0-0	0 2 2	2 0	0	0	0	0	1	-9
15	R.J. Blakney	F 29:55	1-3	1-1	0-0	0 2 2	1 0	3	0	0	1	0	-8
0	Vasean Allette	G 36:56	12-26	2-7	2-2	0 7 7	2 4	28	2	2	1	0	-8
2	Chaunce Jenkins	G 31:55	10-20	5-8	2-4	0 3 3	0 4	27	2	4	1	0	-12
10	Tyrone Williams	G 30:30	1-4	1-3	0-0	2 5 7	0 1	3	1	0	1	0	-2
1	Jason Wade	22:11	2-4	0-1	0-0	4 4 8	3 0	4	1	1	1	0	-9
13	Devin Ceasar	10:25	1-4	0-1	2-2	0 1 1	0 1	4	0	0	1	0	3
55	Bryce Baker	12:49	1-4	0-1	0-0	1 1 2	0 0	2	0	0	0	0	-16
3	Imo Essien	07:30	1-3	0-1	0-0	0 0 0	0 0	2	0	0	0	0	-17
21	Leeroy Odiah	05:43	1-2	0-0	0-0	3 1 4	2 0	2	0	0	1	0	3
Team						0 1 1	0 0						
Totals		30:71	9-23	6-8	10 27	37	10 10	75	6	7	7	1	2 -15

Technical Fouls:NONE

Shooting By Period

1st FG%	15-34	44.1%
3PT%	5-10	50.0%
FT%	4-5	80%
2nd FG%	15-37	40.5%
3PT%	4-13	30.8%
FT%	2-3	66.7%
GM FG%	30-71	42.3%
3PT%	9-23	39.1%
FT%	6-8	75.0%

Dead Ball Rebounds: 1, 0

Arkansas State - 90 Record: 6-9 (2-1)

NO.	Name	Min	FG	3P	FT	Rebounds	Fouls	TP	AS	TO	ST	Blocks	+/-
			M-A	M-A	M-A	OR DR TOT	PF FD					BS BA	
35	Izayah Nelson	F 25:55	3-5	0-0	3-4	5 5 10	2 3	9	0	0	0	1	2
45	Dyondre Dominguez	F 30:26	5-12	4-9	2-2	1 10 11	1 1	16	1	3	1	0	8
0	Caleb Fields	G 34:42	5-11										



Old Dominion - 75

Record: 4-13 (0-5)

NO.	Name	Min	FG		3P		FT		Rebounds			Fouls		TP	AS	TO	ST	Blocks		+/-	Shooting By Period			
			M-A	M-A	M-A	M-A	OR	DR	TOT	PF	FD	BS	BA					1st	2nd		3rd			
11	Dani Pounds	F 19:56	1-4	0-0	3-3	1	3	4	5	4	5	0	2	1	4	1	14				1st	FG%	13-38	34.2%
15	R.J. Blakney	F 31:11	3-15	1-10	0-0	3	3	6	1	0	7	0	0	2	1	1	-6				3PT%	4-14	28.6%	
0	Vasean Allette	G 38:56	7-19	3-5	2-3	4	8	12	3	3	19	4	1	3	0	-1				FT%	5-7	71.4%		
2	Chaunce Jenkins	G 36:23	8-14	2-6	6-9	4	1	5	2	7	24	4	1	2	0	-4				2nd	FG%	14-39	35.9%	
10	Tyrone Williams	G 25:50	2-11	2-7	2-2	0	3	3	4	1	8	1	1	2	0	-13				3PT%	4-20	20.0%		
1	Jason Wade	13:13	0-0	0-0	0-0	2	3	5	2	1	0	1	0	1	0	-7				FT%	8-10	80%		
13	Devin Ceaser	17:11	5-8	0-2	0-0	0	1	1	2	1	10	0	1	2	0	0				GM	FG%	27-77	35.1%	
55	Bryce Baker	10:30	1-6	0-4	0-0	0	0	0	0	0	2	0	0	0	0	0				3PT%	8-34	23.5%		
21	Leeroy Odihi	06:51	0-0	0-0	0-0	1	1	2	1	0	0	0	0	0	1	0				FT%	13-17	76.5%		
Team						0	1	1			0										Dead Ball Rebounds: 2, 0			
Totals		27-77	8-34	13-17	15	24	39	20	17	75	10	6	13	6	3	-4								

Technical Fouls: NONE

Coastal Carolina - 79

Record: 5-11 (2-3)

NO.	Name	Min	FG		3P		FT		Rebounds			Fouls		TP	AS	TO	ST	Blocks		+/-	Shooting By Period			
			M-A	M-A	M-A	M-A	OR	DR	TOT	PF	FD	BS	BA					1st	2nd		3rd			
3	Braeden MacVicar	F 25:33	3-7	1-4	6-6	0	6	6	4	3	13	1	0	0	1	0	-9				1st	FG%	12-31	38.7%
22	Ginika Ojako	C 24:29	6-8	0-0	2-2	1	10	11	2	5	14	2	1	0	1	0	10				3PT%	4-13	30.8%	
0	Kylan Blackmon	G 34:05	5-11	4-9	1-4	0	2	2	2	2	15	2	2	1	0	0	9				FT%	6-8	75%	
10	Jon Sanders	G 32:28	1-7	0-1	0-0	1	6	7	4	1	2	4	6	1	1	3	7				2nd	FG%	16-26	61.5%
12	Jacob Meyer	G 30:07	5-9	2-3	3-5	1	2	3	3	4	15	3	2	0	0	2	14				3PT%	4-10	40.0%	
21	Jaland Whitehead	15:31	3-3	0-0	0-0	1	7	8	1	1	6	1	4	0	0	-6				FT%	9-15	60%		
13	Henry Abraham	14:45	1-3	1-3	1-2	0	0	0	1	1	4	1	0	0	0	-8				GM	FG%	28-57	49.1%	
34	Kevin Eastley	17:31	4-7	0-1	2-4	2	2	4	0	3	10	0	1	0	0	12				3PT%	8-23	34.8%		
35	Ian Granja	05:31	0-2	0-2	0-0	0	1	1	0	0	0	0	1	0	0	-9				FT%	15-23	65.2%		
Team						3	1	4			0										Dead Ball Rebounds: 4, 0			
Totals		28-57	8-23	15-23	9	37	46	17	20	79	14	17	2	3	6	4								

Technical Fouls: NONE

	ODU		CCU		Points from	Turnovers	Paint	Second Chance	Fast Breaks	Bench	Period by Period Scoring		
	1st	2nd	3rd	1st							2nd	TOT	
Biggest lead	8 (2 nd 16:41)	11 (2 nd 7:39)			26	8	22	30	10	7	12	20	
Best Scoring Run	7 (1 st 2:16)	10 (2 nd 7:39)			12	11	10	7	10	7	35	40	
Lead Changes	2				12	11	10	7	10	7	34	45	
Times Tied	1				12	20	10	7	10	7	34	45	
Time with Lead	07:56	30:07											





**2023-24 Old Dominion Men's Basketball
Combined Team Statistics
All games**

Game Records

Record	Overall	Home	Away	Neutral
ALL GAMES	4-13	3-3	0-8	1-2
CONFERENCE	0-5	0-1	0-4	0-0
NON-CONFERENCE	4-8	3-2	0-4	1-2

Score by Periods

Team	1st	2nd	OT	TOT
Old Dominion	585	608	14	1207
Opponents	632	685	7	1324

Team Box Score

No.	Player				Total		3-Point		F-Throw		Rebounds											
		GP-GS	MIN	AVG	FG-FGA	FG%	3FG-3FGA	3FG%	FT-FTA	FT%	OFF	DEF	TOT	AVG	PF	DQ	A	TO	BLK	STL	PTS	AVG
0	ALLETTE, Vasean	16-16	508:30	31.8	109-235	.464	22-63	.349	32-54	.593	16	79	95	5.9	35	0	43	37	0	32	272	17.0
2	JENKINS, Chaunce	16-16	496:19	31.0	86-207	.415	26-71	.366	53-74	.716	14	49	63	3.9	38	0	43	41	14	15	251	15.7
10	WILLIAMS, Tyrone	16-14	483:45	30.2	78-187	.417	16-67	.239	26-49	.531	21	70	91	5.7	24	0	13	19	5	27	198	12.4
13	CEASER, Devin	15-1	187:41	12.5	46-101	.455	8-23	.348	14-16	.875	4	17	21	1.4	16	0	8	10	0	12	114	7.6
15	BLAKNEY, R.J.	17-9	391:09	23.0	44-98	.449	13-39	.333	20-31	.645	22	43	65	3.8	30	0	4	15	13	13	121	7.1
55	BAKER, Bryce	17-3	332:57	19.6	29-87	.333	22-68	.324	5-8	.625	12	17	29	1.7	13	0	12	10	0	7	85	5.0
3	ESSIEN, Imo	15-1	206:48	13.8	19-48	.396	3-15	.200	11-12	.917	0	11	11	0.7	18	0	15	11	0	5	52	3.5
23	WILLIAMS, Dericko	6-1	86:07	14.4	7-21	.333	0-0	.000	5-9	.556	9	12	21	3.5	15	1	0	2	4	0	19	3.2
11	POUNDS, Dani	17-15	294:41	17.3	20-41	.488	0-1	.000	10-13	.769	22	48	70	4.1	44	2	9	13	12	7	50	2.9
1	WADE, Jason	17-9	325:36	19.2	13-35	.371	0-9	.000	8-11	.727	24	37	61	3.6	48	0	20	18	5	21	34	2.0
21	ODIAHI, Leeroy	10-0	94:06	9.4	5-10	.500	0-0	.000	1-4	.250	14	11	25	2.5	18	0	1	4	5	2	11	1.1
30	JONES, Cooper	5-0	09:20	1.9	0-1	.000	0-1	.000	0-0	.000	1	0	1	0.2	1	0	1	0	0	0	0	0.0
35	JENKINS, Jaylen	4-0	08:00	2.0	0-1	.000	0-0	.000	0-0	.000	1	0	1	0.3	0	0	1	0	0	0	0	0.0
Team											17	22	39					6				
Total		17	3425		456-1072	.425	110-357	.308	185-281	.658	177	416	593	34.9	300	3	170	186	58	141	1207	71.0
Opponents		17	3425		446-1002	.445	163-445	.366	269-368	.731	184	483	667	39.2	264	3	252	222	66	99	1324	77.9

Team Statistics

	ODU	OPP
Scoring	1207	1324
Points per game	71.0	77.9
Scoring margin	-6.9	-
Field goals-att	456-1072	446-1002
Field goal pct	.425	.445
3 point fg-att	110-357	163-445
3-point FG pct	.308	.366
3-pt FG made per game	6.5	9.6
Free throws-att	185-281	269-368
Free throw pct	.658	.731
F-Throws made per game	10.9	15.8
Rebounds	593	667
Rebounds per game	34.9	39.2
Rebounding margin	-4.4	-
Assists	170	252
Assists per game	10.0	14.8
Turnovers	186	222
Turnovers per game	10.9	13.1
Turnover margin	+2.1	-
Assist/turnover ratio	0.9	1.1
Steals	141	99
Steals per game	8.3	5.8
Blocks	58	66
Blocks per game	3.4	3.9
Winning streak	0	-
Home win streak	0	-
Attendance	33535	34857
Home games-Avg/Game	6-5589	8-4357
Neutral site-Avg/Game	-	3-4782

Team Results

Date	Opponent		Score	Att.
11/06/2023	Va. Wesleyan	W	71-57	5371
11/11/2023	at Ball St.	L	68-73	3218
11/13/2023	at Arkansas	L	77-86	19200
11/22/2023	Princeton	L	56-76	4651
11/26/2023	Drexel	Wot	68-61	4238
11/29/2023	Radford	W	69-68	5292
12/02/2023	at Northeastern	L	68-81	1033
12/06/2023	at William & Mary	L	79-84	3204
12/09/2023	James Madison	L	69-84	8504
12/21/2023	vs TCU	L	87-111	4927
12/22/2023	vs Temple	W	78-63	5077
12/24/2023	vs Massachusetts	L	65-87	4342
12/30/2023	South Alabama	L	59-61	5479
01/04/2024	at Troy	L	73-86	2889
01/06/2024	at Arkansas St.	L	75-90	2193
01/11/2024	at Georgia St.	L	70-77	1642
01/13/2024	at Coastal Carolina	L	75-79	1478



2023-24 Old Dominion Men's Basketball Combined Team Statistics In Conference games

Game Records

Record	Overall	Home	Away	Neutral
ALL GAMES	0-5	0-1	0-4	0-0
CONFERENCE	0-5	0-1	0-4	0-0
NON-CONFERENCE	0-0	0-0	0-0	0-0

Score by Periods

Team	1st	2nd	OT	TOT
Old Dominion	189	163	0	352
Opponents	192	201	0	393

Team Box Score

No.	Player	Total			3-Point		F-Throw		Rebounds				Other Stats									
		GP-GS	MIN	AVG	FG-FGA	FG%	3FG-3FGA	3FG%	FT-FTA	FT%	OFF	DEF	TOT	AVG	PF	DQ	A	TO	BLK	STL	PTS	AVG
0	ALLETTE, Vasean	4-4	147:11	36.8	33-79	.418	7-20	.350	8-14	.571	6	25	31	7.8	13	0	16	8	0	11	81	20.3
2	JENKINS, Chaunce	4-4	119:22	29.8	21-50	.420	7-20	.350	14-20	.700	5	13	18	4.5	8	0	11	10	3	5	63	15.8
10	WILLIAMS, Tyrone	5-5	156:18	31.3	23-58	.397	5-24	.208	5-10	.500	4	18	22	4.4	6	0	3	8	3	10	56	11.2
13	CEASER, Devin	5-1	88:52	17.8	20-45	.444	5-13	.385	6-7	.857	1	7	8	1.6	4	0	2	6	0	7	51	10.2
15	BLAKNEY, R.J.	5-5	160:23	32.1	14-42	.333	6-19	.316	7-9	.778	8	19	27	5.4	7	0	0	2	8	8	41	8.2
55	BAKER, Bryce	5-0	84:37	16.9	7-28	.250	5-21	.238	1-2	.500	2	5	7	1.4	3	0	1	4	0	0	20	4.0
11	POUNDS, Dani	5-4	80:57	16.2	7-13	.538	0-0	.000	4-7	.571	5	17	22	4.4	10	1	1	2	7	2	18	3.6
3	ESSIEN, Imo	3-1	40:30	13.5	4-10	.400	0-2	.000	1-2	.500	0	1	1	0.3	3	0	4	0	0	0	9	3.0
1	WADE, Jason	5-1	90:38	18.1	5-11	.455	0-3	.000	0-1	.000	13	12	25	5.0	14	0	6	7	0	4	10	2.0
21	ODIAHI, Leeroy	3-0	28:25	9.5	1-2	.500	0-0	.000	1-4	.250	6	5	11	3.7	6	0	0	1	1	2	3	1.0
30	JONES, Cooper	1-0	01:24	1.4	0-0	.000	0-0	.000	0-0	.000	1	0	1	1.0	0	0	1	0	0	0	0	0.0
35	JENKINS, Jaylen	1-0	01:24	1.4	0-1	.000	0-0	.000	0-0	.000	1	0	1	1.0	0	0	0	0	0	0	0	0.0
Team											3	8	11					1				
Total		5	1000		135-339	.398	35-122	.287	47-76	.618	55	130	185	37.0	74	1	45	49	22	49	352	70.4
Opponents		5	1000		138-318	.434	56-147	.381	61-78	.782	58	164	222	44.4	75	1	83	72	19	28	393	78.6

Team Statistics

	ODU	OPP
Scoring	352	393
Points per game	70.4	78.6
Scoring margin	-8.2	-
Field goals-att	135-339	138-318
Field goal pct	.398	.434
3 point fg-att	35-122	56-147
3-point FG pct	.287	.381
3-pt FG made per game	7.0	11.2
Free throws-att	47-76	61-78
Free throw pct	.618	.782
F-Throws made per game	9.4	12.2
Rebounds	185	222
Rebounds per game	37.0	44.4
Rebounding margin	-7.4	-
Assists	45	83
Assists per game	9.0	16.6
Turnovers	49	72
Turnovers per game	9.8	14.4
Turnover margin	+4.6	-
Assist/turnover ratio	0.9	1.2
Steals	49	28
Steals per game	9.8	5.6
Blocks	22	19
Blocks per game	4.4	3.8
Winning streak	0	-
Home win streak	0	-
Attendance	5479	8202
Home games-Avg/Game	1-5479	4-2051
Neutral site-Avg/Game	-	0-0

Team Results

Date	Opponent		Score	Att.
12/30/2023	South Alabama	L	59-61	5479
01/04/2024	at Troy	L	73-86	2889
01/06/2024	at Arkansas St.	L	75-90	2193
01/11/2024	at Georgia St.	L	70-77	1642
01/13/2024	at Coastal Carolina	L	75-79	1478











2023-24 Old Dominion Men's Basketball
Points-rebounds-assists
All games

Opponent	Date	Score	0	1	2	3	10	11	13	15	21	23	30
			ALLETTE,VA	WADE,JASON	JENKINS,CH	ESSIEN,IMO	WILLIAMS,T	POUNDS,DAN	CEASER,DEV	BLAKNEY,R	ODIAHI,LEE	WILLIAMS,D	JONES,COOP
Va. Wesleyan	11/06/2023	71-57	W	4-6-2	2-2-2	16-3-1	4-0-3	15-6-1	2-5-0	4-4-2	6-4-0	2-4-0	4-8-0
at Ball St.	11/11/2023	68-73	L	15-3-2	4-2-0	20-6-0	0-0-0	11-10-0	6-2-0	2-1-0	6-5-0	2-3-0	DNP
at Arkansas	11/13/2023	77-86	L	4-4-5	0-2-0	21-7-3	0-0-0	8-4-1	4-7-0	18-3-1	14-4-1	2-4-0	DNP
Princeton	11/22/2023	56-76	L	15-4-2	0-1-1	12-7-4	5-2-1	DNP	2-6-0	6-1-2	5-2-0	DNP	0-5-0
Drexel	11/26/2023	68-61	Wot	15-5-1	0-3-3	18-2-4	8-2-1	21-12-2	4-7-2	2-0-0	0-0-1	0-0-0	0-0-0
Radford	11/29/2023	69-68	W	14-6-2	0-3-1	20-4-5	0-0-1	7-3-3	2-3-0	2-0-0	9-2-0	DNP	9-7-0
at Northeastern	12/02/2023	68-81	L	21-2-3	0-2-1	12-1-2	6-1-0	11-10-2	0-3-2	4-0-0	4-3-0	2-0-0	2-0-0
at William & Mary	12/06/2023	79-84	L	30-7-3	1-0-0	12-3-4	3-0-1	10-2-1	2-5-4	DNP	8-6-0	DNP	4-1-0
James Madison	12/09/2023	69-84	L	14-6-1	4-4-0	19-3-3	2-0-1	11-6-0	2-5-0	13-2-0	2-3-0	DNP	DNP
vs TCU	12/21/2023	87-111	L	25-5-3	6-4-1	6-1-1	7-0-1	15-3-0	2-4-0	10-0-1	10-3-1	0-1-0	DNP
vs Temple	12/22/2023	78-63	W	24-8-1	4-8-3	17-7-5	4-3-2	11-8-0	4-1-0	DNP	11-4-1	DNP	DNP
vs Massachusetts	12/24/2023	65-87	L	10-8-2	3-5-2	15-1-0	4-2-0	22-5-0	2-0-0	2-2-0	5-2-0	0-2-1	DNP
South Alabama	12/30/2023	59-61	L	15-5-1	4-5-1	7-4-2	0-0-2	6-8-1	8-6-1	4-2-0	12-6-0	DNP	DNP
at Troy	01/04/2024	73-86	L	DNP	0-3-1	DNP	7-1-2	22-1-0	0-3-0	23-2-2	7-12-0	1-5-0	DNP
at Arkansas St.	01/06/2024	75-90	L	28-7-2	4-8-1	27-3-2	2-0-0	3-7-1	0-2-0	4-1-0	3-2-0	2-4-0	DNP
at Georgia St.	01/11/2024	70-77	L	19-7-9	2-4-2	5-6-3	DNP	17-3-0	5-7-0	10-2-0	12-1-0	DNP	DNP
at Coastal Carolina	01/13/2024	75-79	L	19-12-4	0-5-1	24-5-4	DNP	8-3-1	5-4-0	10-1-0	7-6-0	0-2-0	DNP
Opponent	Date	Score		35	JENKINS,JA	BAKER,BRYC							
Va. Wesleyan	11/06/2023	71-57	W	0-0-0	DNP	12-4-2							
at Ball St.	11/11/2023	68-73	L	DNP	2-2-1								
at Arkansas	11/13/2023	77-86	L	DNP	6-1-3								
Princeton	11/22/2023	56-76	L	DNP	1-3-0								
Drexel	11/26/2023	68-61	Wot	DNP	0-1-0								
Radford	11/29/2023	69-68	W	DNP	6-3-2								
at Northeastern	12/02/2023	68-81	L	DNP	6-1-0								
at William & Mary	12/06/2023	79-84	L	DNP	9-2-0								
James Madison	12/09/2023	69-84	L	DNP	2-4-1								
vs TCU	12/21/2023	87-111	L	0-0-0	6-0-0								
vs Temple	12/22/2023	78-63	W	DNP	3-1-1								
vs Massachusetts	12/24/2023	65-87	L	0-0-1	2-0-1								
South Alabama	12/30/2023	59-61	L	DNP	3-2-0								
at Troy	01/04/2024	73-86	L	0-1-0	13-2-1								
at Arkansas St.	01/06/2024	75-90	L	DNP	2-2-0								
at Georgia St.	01/11/2024	70-77	L	DNP	0-1-0								
at Coastal Carolina	01/13/2024	75-79	L	DNP	2-0-0								





2023-24 OLD DOMINION MEN'S BASKETBALL TV ID CHART

0		Vah-shawn ALL-ette Guard 6'3 Freshman Toronto, Ontario, Canada	23-24 League Season High:	MIN 31.8 36.8 PTS: 30	FG .464 .418 REB: 12	PTS 17.0 20.3 FGM: 13	3FG .349 .350 3FG: 3	FT .593 .571 FT: 2	Last Game: 19 pts, 12 reb, 4 ast Notes: Twin brother Yamari also member of team Season highs of 30 pts and 7 reb at W&M First double-double at Coastal Carolina (19pt-12reb)
1		Jason Wade Guard 6'4 Senior Richmond, Va. (Trinity Episcopal HS)	23-24 League Career High:	MIN 19.2 18.1 PTS: 23	FG .371 .455 REB: 10	PTS 2.0 2.5 FGM: 10	REB 3.6 5.0 3FG: 1	FT .700 .000 FT: 6	Last Game: 5 reb, 1 ast, 1 stl Notes: Out 2020-22 seasons with ACL then Achilles injuries Tied career high steals vs. UMass Topped the rebounds with 8 v. Temple
2		CHAWN-cee Jenkins Guard 6'4 Junior Newport News, Va. (Wichita State)	23-24 League Career High:	MIN 31.0 29.8 PTS: 27	FG .415 .420 REB: 9	PTS 15.7 15.8 FGM: 10	3FG .366 .350 3FG: 3	FT .716 .700 FT: 7	Last Game: 24 pts, 5 reb, 4 ast Notes: Scored 15 of his 21 points in the second half at Arkansas Career highs 4 blocks vs. Radford
3		E-moe S-ee-in Guard 5'11 Junior Wylie, Texas (Bishop Lynch HS)	23-24 League Career High:	MIN 13.8 13.5 PTS: 13	FG .396 .400 REB: 8	PTS 3.5 3.0 FGM: 5	3FG .200 .000 3FG: 2	FT .917 .500 FT: 4	Last Game: DNP Notes: Season high 8 pts vs. Drexel 3 assists in season opener vs. Va. Wesleyan
4		Yah-Mar-e ALL-ette Guard 6'3 Freshman Toronto, Ontario, Canada	23-24 Career High:	MIN PTS: AST:	FG REB: STL:	PTS FGM: BLK:	3FG 3FG: FT:	FT FT:	Last Game: DNP Notes:
10		Tyrone Williams Guard 6'5 Senior Philadelphia, Pa. (Oregon)	23-24 League Season High:	MIN 30.2 31.3 PTS: 22	FG .417 .397 REB: 12	PTS 12.4 11.2 FGM: 8	REB 5.7 4.4 3FG: 2	FT .531 .500 FT: 4	Last Game: 8 pts Notes: Transfer from Oregon Season highs 22 pts vs. UMass and at Troy Third double-double on year at Northeastern
11		Dani (Danny) Pounds Forward 6'7 Freshman Atlanta, Ga.	23-24 League Season High:	MIN 17.3 16.2 PTS: 8	FG .488 .538 REB: 7	PTS 2.9 3.6 FGM: 4	REB 4.1 4.4 3FG: 0	FT .769 .571 FT: 2	Last Game: 5 pts, 4 reb, 4 blk Notes: Season high 4 assists at W&M/8 pts v. S. Alabama Season high 4 blocks on his birthday at Coastal Carolina
13		Devin Ceaser Guard 6'0 Sophomore Waldorf, Md.	23-24 League Season High:	MIN 12.5 17.8 PTS: 23	FG .455 .444 REB: 4	PTS 7.6 10.2 FGM: 9	3FG .348 .385 3FG: 2	FT .875 .857 FT: 0	Last Game: 10 pts, 2 stl Notes: Season best 23 points in first start at Troy 18 pts in 15 minutes at #14 Arkansas 13 pts in 18 min v. #18 JMU
15		R.J. Blake-knee Guard 6'6 Junior Baltimore, Md.	23-24 League Season High:	MIN 23.0 32.1 PTS: 14	FG .449 .333 REB: 12	PTS 7.1 8.2 FGM: 5	REB 3.8 5.4 3FG: 4	FT .645 .778 FT: 1	Last Game: 7 pts, 6 reb Notes: Season high 12 rebounds at Troy 14 pts in 22 min going 5-of-6 fg/3-of-4 3's at #14 Ark. Season high 3 blocks and 6 reb v. S. Alabama
21		Lee-Roy O-d-ah-hee Center 6'11 Junior Tralee, Ireland	23-24 League Season High:	MIN 9.4 9.5 PTS: 2	FG .500 .500 REB: 5	PTS 1.1 1.5 FGM: 1	REB 2.5 3.7 3FG: 0	FT .250 .250 FT: 1	Last Game: 2 reb, 1 blk Notes: Transfer from Indian Hills CC 2 pts, 4 reb, 2 blk in ODU debut
30		Cooper Jones Guard 6'1 Sophomore Williamsburg, Va. (Walsingham Acad.)	23-24 League Career High:	MIN 1.9 1.4 PTS: -	FG .000 .000 REB: 1	PTS 0.0 0.0 FGM: -	3FG .000 .000 3FG: -	FT .000 .000 FT: -	Last Game: DNP Notes: Had one rebound in 2022-23 opener vs UMES One assist at Troy
34		Sam Hood Forward 6'9 Junior Raleigh, N.C.	23-24 Career High:	MIN PTS: AST:	FG REB: STL:	PTS FGM: BLK:	3FG 3FG: FT:	FT FT:	Last Game: injured - out 23-24 Notes: Transfer from Brunswick CC
35		Jaylen Jenkins Guard 5'9 Freshman Hampton, Va. (Hampton HS)	23-24 League Career High:	MIN 2.0 1.4 PTS: 1	FG .000 .000 REB: 1	PTS 0.0 0.0 FGM: -	3FG .000 .000 3FG: -	FT .000 .000 FT: -	Last Game: DNP Notes: From Hampton HS One rebound at Troy
55		Bryce Baker Guard 6'5 Sophomore Mooreville, N.C. (Donda Academy)	23-24 League Career High:	MIN 19.6 16.9 PTS: 13	FG .333 .250 REB: 7	PTS 5.0 4.0 FGM: 4	3FG .324 .238 3FG: 4	FT .625 .500 FT: 4	Last Game: 2 pts Notes: Matched career highs in FTM, assists v. VVU 6 pts on 2 3's at #14 Arkansas Career high 13 pts on 4 3's at Troy



Jeff Jones
Head Coach
11th Season at ODU



Kieran Donohue
Interim Head Coach
11th Season



Chris Kovensky
Assistant Coach
7th Season



Jamal Robinson
Assistant Coach
2nd Season



Jordan Brooks
Assistant Coach
2nd Season



Drew Lakey
Assistant Coach
2nd Season