



2016 ODU BASEBALL

ODU MONARCHS (16-4, 3-0 C-USA)

Probable Starters

Game One: Victor Diaz (RHP)

Game Two: TBA

VMI KEYDETS (13-9, 0-0 SOCON)

Probable Starters

Game One: Micah Gorman (RHP)

Game Two: Nathan Eaton (RHP)

SCHEDULE/RESULTS (16-4, 3-0)

FEBRUARY (6-1)		
Fri. 19	#10 NC State (1)	W, 5-0
Sat. 20	Kent State (1)	W, 2-0
Sun. 21	Appalachian State (1)	W, 12-3
Tue. 23	Norfolk State	W, 5-3
Fri. 26	Manhattan (2)	W, 6-5
Sat. 27	Virginia Tech (2)	L, 1-22
Sun. 28	Delaware (2)	W, 10-4

MARCH (10-3)		
Tue. 1	Liberty	W, 7-6
Fri. 4	Rutgers	W, 4-2
Sat. 5	Rutgers	W, 7-4
Sun. 6	Rutgers	L, 2-5
Wed. 9	VCU	W, 3-1
Fri. 11	West Virginia	L, 3-4
Sat. 12	West Virginia	W, 5-4 (10)
Sun. 13	West Virginia	L, 5-6 (12)
Tue. 15	Princeton	W, 7-6
Wed. 16	Princeton	W, 10-4
Fri. 18	WKU *	W, 8-3
Fri. 18	WKU *	W, 4-2
Sun. 20	WKU *	W, 12-8
Tue. 22	VMI	6:00 p.m.
Wed. 23	VMI	3:00 p.m.
Fri. 25	Rice *	7:30 p.m.
Sat. 26	Rice *	3:00 p.m.
Sun. 27	Rice *	1:00 p.m.
Tue. 29	Virginia	4:00 p.m.

APRIL (0-0)		
Fri. 1	Florida Atlantic *	6:00 p.m.
Sat. 2	Florida Atlantic *	3:00 p.m.
Sun. 3	Florida Atlantic *	1:00 p.m.
Wed. 6	William & Mary	6:00 p.m.
Fri. 8	FIU *	7:00 p.m.
Sat. 9	FIU *	6:00 p.m.
Sun. 10	FIU *	12:00 p.m.
Tue. 12	William & Mary	7:00 p.m.
Fri. 15	UTSA *	6:00 p.m.
Sat. 16	UTSA *	4:00 p.m.
Sun. 17	UTSA *	12:00 p.m.
Tue. 19	VMI	6:00 p.m.
Fri. 22	LA Tech *	7:00 p.m.
Sat. 23	LA Tech *	4:00 p.m.
Sun. 24	LA Tech *	12:00 p.m.
Tue. 26	Virginia (#)	12:00 p.m.
Fri. 29	UAB *	6:00 p.m.
Sat. 30	UAB *	3:00 p.m.

MAY (0-0)		
Sun. 1	UAB *	1:00 p.m.
Fri. 6	Charlotte *	6:00 p.m.
Sat. 7	Charlotte *	2:00 p.m.
Sun. 8	Charlotte *	1:00 p.m.
Wed. 11	Liberty	3:00 p.m.
Fri. 13	MTSU *	6:00 p.m.
Sat. 14	MTSU *	3:00 p.m.
Sun. 15	MTSU *	12:30 p.m.
Tue. 17	VCU (+)	7:00 p.m.
Thu. 19	Marshall *	2:00 p.m.
Fri. 20	Marshall *	2:00 p.m.
Sat. 21	Marshall *	2:00 p.m.
W-S 25-29	C-USA Tournament	TBA

Home games in **BOLD**
 (*) C-USA Game
 (1) Caravelle Resort Tournament hosted by CCU
 (2) ODU Baseball Tournament
 (#) Game at Harbor Park
 (+) Game at War Memorial (Keydog Classic)
Rankings based on D1Baseball Poll

HOW TO TUNE IN

Listen and watch the games live on ODU's stream through Monarch Media (odusports.com). Fans can sign up for the stream on the ODU website (odusports.com) for \$9.95 per month.

SERIES RECORD

With some of the hottest bats in the country, ODU will look to continue its recent trend of success against VMI. The Monarchs have won 12 out of the last 13 games against the Keydets and hold an overwhelming 42-10 record in the overall series.

ABOUT ODU

Old Dominion opened conference play with three victories over WKU in 24 hours last weekend and sit at 16-4 on the season, the second-best overall mark in C-USA and among the top 20 winning percentages in Division I.

After registering 34 hits in the Conference USA series sweep of the Hilltoppers, the Monarchs rank in the top five in four C-USA offensive categories. ODU is second with seven triples and fifth in on base percentage (.373), runs scored (118) and RBIs (103). The Monarchs are also clutch in two-out situations, racking up 7 RBIs this season with two outs in the inning (54/108).

The pitching staff has been instrumental in ODU's success this season, helping the Monarchs rank fifth in the league in ERA (3.93) and first in saves (8). ODU has also fanned 136 batters, with Nick Hartman leading the way with 22 strikeouts. Junior Sam Sinnen leads ODU with a 1.71 ERA, which ranks third in C-USA and 100th in the nation. His WHIP of 0.87 also tops the league and ranks 56th in the country.

Projected Starters:

Game One: Victor Diaz (RHP, RSr., 2-1, 1.86 ERA)

Diaz is making his fourth start of the season since coming back from a season ending injury last year. He holds a 1.86 ERA, ranking second on the team, in 19.1 innings. He has also recorded 14 strikeouts and has walked just six batters.

Game Two: TBA

SCOUTING VMI (13-9)

FIRST PITCH

SITE: Norfolk, Va.
 Bud Metheny Baseball Complex
RADIO: Monarch Media
WEBCAST: odusports.com
STATS: odusports.com

ODU BASEBALL MEDIA

CONTACT: Maggie Bonner
CELL: (804) 677-6456
EMAIL: meroy@odu.edu
TWITTER: @ODUSports
 @ODUBaseball

2016 SEASON HIGHLIGHTS

- Two consecutive shutouts (NC State 5-0 & Kent State 2-0) to start the season. The shutouts marked the first time since 1995 ODU has had two straight and the first time since 1992 the Monarchs have opened the season with two shutouts.
- 4-0 start marks the best start for ODU since starting the 2007 season with four victories.
- Myers' walk-off home run against Liberty was the first since Mike Perez led off the bottom of the ninth inning with a solo homer against Longwood at the Bud on May 15, 2013.
- ODU's earned its first 3-0 start to C-USA play and first sweep to open conference play since 2008 (Delaware) after defeating WKU three times.

PROBABLE STARTERS BY POSITION (SUBJECT TO CHANGE)

POS.	NO.	NAME	BA	GP-GS	H	2B	3B	HR	RBI
C	11	Kyle Beam	.260	14-13	13	2	1	2	12
1B	6	Grey Finwood	.125	20-16	6	1	0	0	2
2B	2	Jason McMurray	.250	20-20	23	2	1	0	11
3B	22	Nick Lustrino	.246	20-19	17	2	0	0	8
SS	15	Zach Rutherford	.307	20-20	23	2	1	0	11
LF	1	Justin Hayes	.333	19-10	15	2	1	0	7
CF	9	Connor Myers	.341	20-20	28	6	0	3	13
RF	4	Nick Walker	.338	20-20	24	4	1	0	15
DH	14	Kurt Sinnen	.267	19-16	16	2	1	1	11

P	NO.	NAME	W-L	ERA	IP	H	ER	SO	BB
RHP	32	Victor Diaz	2-1	1.86	19.1	16	4	14	6
		TBA							

STATISTICAL BREAKDOWN		
VS VMI		
Monarchs	Hitting	Keydets
.268	AVG.	.291
.364	SLUG	.546
.373	OB%	.395
118	RUNS	163
182	HITS	208
30	2B	54
7	3B	9
7	HR	37
103	RBI	154
132	SO	152
103	BB	103
32-43	SB-SA	29-37
Monarchs	Pitching	Keydets
3.93	ERA	5.76
185.1	IP	189.0
136	SO	157
.265	B/AVG.	.293

C-USA PLAYERS OF THE WEEK		
Feb. 22	H	Esteban Puerta, 1B, FAU
Feb. 22	P	Sam Sinnen, RHP, ODU
Feb. 29	H	Thomas Peter, LF, WKU
Feb. 29	P	Tyler Clancy, LHP, LA Tech
Mar. 7	H	Chandler Hall, SS, LA Tech
Mar. 7	P	Jon Duplantier, RHP, Rice
Mar. 14	H	Drew Ober, DH, Charlotte
Mar. 14	P	Ricardo Salinas, RHP, Rice
Mar. 21	H	Kerr (FAU) & Sandlin (USM)
Mar. 21	P	Aaron Burns, RHP, UTSA

P - Pitcher
H - Hitter

The Keydets enter the matchup with ODU with a 13-9 overall record following a 4-1 win over Rider on Sunday. With VMI down 1-0 in the fifth, Will Malbon hit one over the right field wall for a two-run shot, his first of the year, to give VMI a lead it would not surrender. The Keydets tacked on an additional run later in the inning, and one in the sixth as well to secure the win. That capped the scoring, thanks to four hitless innings combined for by Micah Gorman, Kyle Staats, Jack Gomersall and Taylor Edens.

David Geary leads VMI with a .381 batting average, 32 hits and 25 runs. Jack Gomersall leads the pitching staff with a 3.60 ERA in 15.0 innings pitched.

Jonathan Hadra, a four-year letterman and 2004 graduate of VMI, was named the 20th head coach in VMI baseball history and completed his first year at the end of the 2015 campaign. In his first season at the helm of the Keydets, he helped the team win a main draw game in a postseason tournament for the first time since 2003. His player Matt Winn was a Johnny Bench Award finalist and a Third Team All-American, the first Keydet upperclassman to make an All-American team outright. Winn (14th round, Giants) and Jordan Tarsovich (22nd round, Dodgers) were drafted. In addition, the Keydets set a new team record for stolen bases, helped by Tarsovich's league-leading total and also hit the second most home runs in school history.

Projected Starters:

Game One: Micah Gorman (RHP, Sr., 0-2, 5.40 ERA)

Made an appearance in six games with three starts this season. Ranks third on the team with a 5.40 ERA in 15.0 innings pitched. Has 10 strikeouts in 55 at bats and has walked nine. Opponents are hitting .218 against him.

Last Year: Went 1-1 with one save and a 7.34 ERA filling multiple roles for the Keydet pitching staff...picked up his first career save Feb. 15 at North Florida...pitched 2 2/3 scoreless innings in Samford series...pitched two innings and gave up one unearned run 4/15 against Richmond...made his first career start 4/28 at Radford, allowing two runs in four innings... picked up his first career win with a five-inning outing May 12 against JMU.

Game Two: Nathan Eaton (RHP, Fr., 1-0, 15.58 ERA)

Pitched in four games with one start this season, totaling 8.2 innings. Has fanned eight batters and walked 10. Opponents are hitting .368 against him.

High School: Four-year letterwinner at Thomas Dale...2014 Perfect Game preseason honorable mention...2013-14 All-Metro Second Team as a shortstop...6A All-Region Second Team for 2013-14...First Team all-conference in 2013-14...also named honorable mention all-conference previously...Triple Crown 18U Champions - MVP...member of Perfect Game 17U All-Tournament team...Virginia Swamp Things...American Legion Post 284.

LAST TIME OUT

Old Dominion picked up a Conference USA series sweep of Western Kentucky after a 12-8 victory on Saturday afternoon at the Bud Metheny Baseball Complex. The Baseball Monarchs improved to 16-4 overall and 3-0 in C-USA, while the Hilltoppers fell to 11-8 on the year and 0-3 in league action.

Down 8-5 in the bottom of the eighth, the Monarchs rattled off seven runs on six hits to comeback and secure the win. Connor Myers struck out swinging to open the inning for ODU, but Zach Rutherford followed with a walk. Nick Walker and pinch hitter Turner Bishop then singled to left field to load the bases for ODU. Kyle Beam tied the game (8-8) with a doubled down the right field line and advanced to third on the throw to home plate.

Jason McMurray scored Beam for the go-ahead run (9-8) after a blooper to right field. After a fielding error by the shortstop, the Monarchs had McMurray (2nd) and Nick Lustrino (1st) on base with hard hitting Kurt Sinnen up to bat. Sinnen rose to the occasion and blasted a triple to right field, scoring two more runs for ODU (11-8). WKU sent in John Harman to pitch for Kevin Elder, while Darius Gillus came in to pinch hit for Will Morgan. Gillus recorded his first collegiate hit with a single through the right side, which sent Sinnen home, as the inning ended with ODU on top 12-8.

Western Kentucky had two runners on with just one out in the top of the ninth inning, but Josephs forced a fly out for the final two batters to secure the win for ODU.

ODU scored the first run of the game in the second inning, moving to 12-2 overall when scoring before its opposition. The Tops responded with a run in the fourth and four in the sixth to take the lead (5-1). The Monarchs, for the third time this series, matched WKU with four runs in the bottom of the inning to tie the game.

Beam finished 2-for-4 with three RBIs and two runs, while Sinnen registered the clutch triple during his only at bat to drive in three runs. McMurray also went 2-for-4 on the day with two runs and one RBI.

Jake Josephs moved to 2-1 on the year after pitching 1.1 innings. Kevin Elder was hit with the loss after he allowed seven runs, six of which were earned, on five hits.

WKU | 000 104 030 - 8 13 3
ODU | 010 004 07X - 12 13 3

WKU | Ryan Thurston, Jackson Sowell (6), Kevin Elder (7), John Harman (8)
ODU | Brett Smith, Thomas Busbice (6), Grayson Bailey (6), Joey Benitez (7), Culver Lamb (8), Jake Josephs (8)

Win | Jake Josephs
Loss | Kevin Elder
Save | None

ROSTER BREAKDOWN		
PITCHERS: 15 (9 RHP, 6 LHP)		
10	Nick Hartman	RHP
16	Thomas Busbice	RHP
17	Culver Lamb	RHP
18	Grayson Bailey	LHP
21	Morgan Maguire	RHP
24	Brett Smith	RHP
28	Jake Josephs	LHP
31	Nate Matheson	LHP
32	Victor Diaz	RHP
34	Sam Sinnen	RHP
40	Adam Bainbridge	LHP
42	Joey Benitez	LHP
43	Isaiah Nelson	LHP
44	Drew Moyer	RHP
45	Jack Jett	RHP
OUTFIELDERS: (6)		
1	Justin Hayes	L/L
4	Nick Walker	R/R
7	Will Morgan	L/R
9	Connor Myers	R/R
23	Cory Alexander II	R/R
33	Turner Bishop	L/L
INFIELDERS: (8)		
2	Jason McMurray	R/R
6	Grey Finwood	R/R
15	Zach Rutherford	R/R
19	Darius Gillus	R/R
20	Bryce Windham	L/R
22	Nick Lustrino	L/R
25	Seth Woodard	R/R
29	Evan Baer	R/R
CATCHERS: (4)		
11	Kyle Beam	R/R
14	Kurt Sinnen	L/R
26	Chris Livers	R/R
37	Neil Ring	R/R
BATTING HAND:		
Right	20	
Left	13	
THROWING HAND:		
Right	25	
Left	8	
STATE:		
Iowa	1	
Maryland	2	
Michigan	1	
Nebraska	1	
New Jersey	4	
Oregon	1	
Pennsylvania	1	
Texas	1	
Virginia	21	
CLASS:		
Seniors	7	
Juniors	9	
Sophomores	5	
Freshmen	12	

No.	Name	Pos.	B/T	Ht.	Wt.	Yr.	Hometown (Last School)
1	Justin Hayes	OF	L/L	5-8	150	So.	Chesapeake, Va. (Western Branch)
2	Jason McMurray	INF	R/R	6-1	200	RSr.	West Des Moines, Iowa (Iowa Western)
4	Nick Walker	INF/OF	R/R	6-0	195	Jr.	Virginia Beach, Va. (Kellam)
6	Grey Finwood	INF	R/R	6-3	200	RSo.	Norfolk, Va. (Maury)
7	Will Morgan	OF	L/R	6-1	180	Fr.	Middletown, N.J. (Christian Brothers Academy)
9	Connor Myers	OF	R/R	5-11	180	Sr.	Middletown, Md. (Middletown)
10	Nick Hartman	RHP	R/R	6-2	180	Jr.	Katy, Texas (LSU-Eunice)
11	Kyle Beam	C	R/R	6-0	225	Jr.	Hood River, Ore. (Lane CC) (Hood River Valley)
14	Kurt Sinnen	C/1b	L/R	5-11	200	Jr.	Virginia Beach, Va. (Kellam)
15	Zach Rutherford	INF	R/R	6-2	180	So.	Chesapeake, Va. (Western Branch)
16	Thomas Busbice	RHP	R/R	6-1	205	Sr.	Papillion, Neb. (Iowa Western)
17	Culver Lamb	RHP	R/R	6-3	195	So.	Virginia Beach, Va. (Chipola College)
18	Grayson Bailey	LHP	L/L	6-1	210	RSr.	Virginia Beach, Va. (Lee University)
19	Darius Gillus	INF	R/R	5-11	205	RFr.	Chesterfield, Va. (L.C. Bird)
20	Bryce Windham	INF	L/R	6-0	170	Fr.	Monroe, Mich. (Saint Mary Catholic Central)
21	Morgan Maguire	RHP	L/R	6-2	205	Fr.	Rumson, N.J. (Rumson-Fair Haven Regional)
22	Nick Lustrino	INF	L/R	6-0	185	RSr.	Spring Lake, N.J. (Manasquan)
23	Cory Alexander II	OF	R/R	5-11	160	Fr.	Goochland, Va. (Goochland)
24	Brett Smith	RHP	R/R	6-4	195	Fr.	Chesapeake, Va. (Grassfield)
25	Seth Woodard	INF	R/R	6-2	220	Fr.	Newport News, Va. (Woodside)
26	Chris Livers	C	R/R	5-9	180	Sr.	Virginia Beach, Va. (First Colonial)
28	Jake Josephs	LHP	L/L	5-11	190	RJr.	Fairfax Station, Va. (South County)
29	Evan Baer	INF	R/R	6-1	200	Fr.	Virginia Beach, Va. (Princess Anne)
31	Nate Matheson	LHP	L/L	6-3	225	So.	Hampton, Va. (Kecoughtan)
32	Victor Diaz	RHP	R/R	6-0	195	RSr.	Perth Amboy, N.J. (St. Joseph's)
33	Turner Bishop	OF	L/L	6-1	195	Jr.	Virginia Beach, Va. (Kellam)
34	Sam Sinnen	RHP	R/R	5-11	205	Jr.	Virginia Beach, Va. (Kellam)
37	Neil Ring	C	R/R	5-10	195	Fr.	Appomattox, Va. (Blair Academy)
40	Adam Bainbridge	LHP	L/L	6-3	190	Jr.	Sinking Spring, Pa. (Wilson)
42	Joey Benitez	LHP	L/L	6-1	185	Jr.	Crofton, Md. (Archbishop Spalding)
43	Isaiah Nelson	LHP	L/L	5-11	170	Fr.	Norfolk, Va. (Norfolk Academy)
44	Drew Moyer	RHP	R/R	6-6	200	Fr.	Newport News, Va. (Woodside)
45	Jack Jett	RHP	R/R	6-4	205	Fr.	Reedville, Va. (Northumberland)

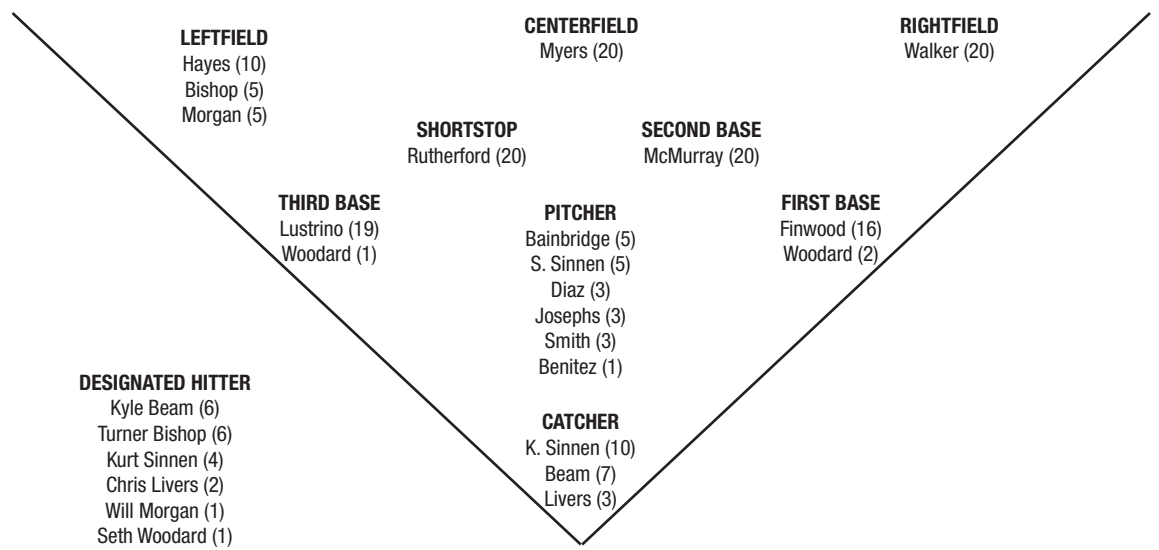
Coaching Staff:

Head Coach: 5 - Chris Finwood (VMI, '88), 5th season
 Assistant Coach: 12 - Karl Nonemaker
 Assistant Coach: 13 - Mike Marron
 Volunteer Coach: 8 - Logan Robbins
 Director of Operations - B.J. Burton

Pronunciation Guide

16 - Thomas Busbice (Bus-biss)
 22 - Nick Lust-ree-no
 26 - Chris Livers (Lie-vers)
 29 - Evan Baer (Bear)

START CHART



2016 BASEBALL STANDINGS

	C-USA				All Games						
	W-L	Pct.	H	A	W-L	Pct.	H	A	N	L-10	Streak
Old Dominion	3-0	1.000	3-0	0-0	16-4	.800	11-2	2-2	3-0	7-3	W 5
Florida Atlantic	2-1	.667	0-0	2-1	15-3	.833	9-2	4-1	2-0	8-2	W 2
Southern Miss	2-1	.667	0-0	2-1	16-5	.762	10-2	3-2	3-1	7-3	W 1
Charlotte	2-1	.667	2-1	0-0	11-9	.550	10-9	1-0	0-0	6-4	W 1
Rice	2-1	.667	0-0	2-1	10-9	.526	7-8	3-1	0-0	6-4	W 1
UAB	2-1	.667	2-1	0-0	8-12	.400	8-7	0-5	0-0	4-6	L 1
Louisiana Tech	1-2	.333	0-0	1-2	10-6	.625	6-2	2-4	2-0	5-5	W 1
Marshall	1-2	.333	1-1	0-0	10-7	.588	9-3	1-4	0-1	7-3	L 1
Middle Tennessee	1-2	.333	1-2	0-0	11-9	.550	6-5	4-4	1-0	6-4	L 2
UTSA	1-2	.333	1-2	0-0	10-9	.526	6-7	4-2	0-0	4-6	L 1
FIU	1-2	.333	0-0	1-2	11-13	.458	9-7	2-6	0-0	6-4	L 1
WKU	0-3	.000	0-0	0-3	11-8	.579	5-2	4-6	2-0	4-6	L 3

QUICK FACTS

GENERAL INFORMATION

Location Norfolk, Va. 23529
 Enrollment 24,672
 Founded .1930 (Norfolk Division of College of W&M)
 Nickname Monarchs
 Colors Slate Blue, Silver, Light Blue
 Stadium Bud Metheny Baseball Complex (2,500)
 Dimensions LF & RF (325), CF (395), Alleys (375)
 Surface Natural Grass
 Press Box Phones 757-683-5036 / 4142
 Conference Conference USA

UNIVERSITY PERSONNEL

President John R. Broderick (Northeastern)
 Faculty Representative Tim Seibles
 Athletic Director . Dr. Wood Selig (Washington & Lee)
 Assoc. Athletic Director (Baseball) Deb Polca
 Athletic Department Phone 757-683-3375
 Athletic Ticket Office 757-683-4444

COACHING STAFF

Head Coach Chris Finwood (VMI '88)
 Record at ODU 112-113 (5th season)
 Career Record 354-364 (14th year)
 Assistant Coaches
 Karl Nonemaker (Vanderbilt '02)
 Mike Marron (Holy Cross, '05)
 Logan Robbins (WKU, '11) / Volunteer
 Director of Operations B.J. Burton
 Office Phone 757-683-4230

TEAM INFORMATION

2015 Record 27-29
 2015 C-USA Record 13-17 (7th)
 School Record For Wins 50-11 in 1985
 Conference Championships
 '85 (Sun Belt), '94, '95, '96 (CAA)
 NCAA Appearances
 '82, '85, '90, '94, '95, '96, '00, '14
 Starting Pos. Players Returning/Lost 4/5
 Starting Pitchers Returning/Lost 4/1
 Letterman Returning/Lost 18/13

MAKING CONNECTIONS

Head coach Chris Finwood is playing against his old stomping grounds this week.

A four-year starter on the field at VMI from 1985-88, Finwood was named to the Southern Conference All-Northern Division team three times. A career .300 hitter, he posted a .399 batting average as a senior -- the sixth-best average in school history. He was also named team captain during his senior season and finished his career with the Keydets ranked second in hits and runs scored. Finwood was inducted into the VMI Athletics Hall of Fame in the summer of 2003.

Finwood began his coaching career at his alma mater -- Virginia Military Institute -- serving as an assistant for three seasons before taking over the head coaching duties from 1992-94. After inheriting a VMI team that had won just two games the year before, Finwood led the Keydets to a school-record 21 wins in 1993 and 1994 and a berth in the 1993 Southern Conference Tournament championship game.

THE NITTY GRITTY

Old Dominion is 16-4 overall and according to WarrenNolan.com has a RPI rating of 17 and is ranked 56th in strength of schedule. The Baseball Monarchs are 8-2 against top 50 RPI teams, 4-1 against 51-100, 2-1 against 101-200 and 2-0 against 200+ RPI teams. ODU is also a part of the conference that is 120-77 overall with the fourth highest conference RPI in the nation (0.5404) out of 31 total conferences. The ACC ranks first, followed by the SEC and Pac 12. C-USA is ranked ahead of two power five conferences, the Big 12 (5) and Big Ten (10).

HOME AWAY FROM HOME

Old Dominion will host 28 games at the Bud Metheny Baseball Complex this season, including 15 Conference USA games. The natural grass stadium seats 2,500 people and houses one of the best atmospheres in college baseball. This season, ODU is 11-2 at home. The Monarchs had its six-game home winning streak snapped against Virginia Tech on Feb. 27, but are on a five-game winning streak at home currently and a seven-game C-USA winning streak at the Bud.

THICK AS THIEVES

The Old Dominion Monarchs have already stolen 32 bases this season in 43 attempts, as 11 different players have stolen at least one base so far. ODU's opponents have only stolen 18-of-25 bases this season. Zach Rutherford leads the way on the base path with seven steals in eight attempts. As a team, the Monarchs rank 32nd in the nation in total stolen bases and first in C-USA, while ranking 40th in stolen bases per game (1.60), which is third in the conference. Individually, Rutherford is 150th

UPCOMING GAMES IN C-USA

March 22, 2016

Eastern Kentucky @ Marshall 2:00 p.m. CT
 Charlotte @ Wake Forest 5:00 p.m. CT
 VMI @ Old Dominion 5:00 p.m. CT
 Austin Peay @ WKU 6:00 p.m. CT
 Florida Atlantic @ Florida 6:00 p.m. CT
 Louisiana Tech @ ULM 6:00 p.m. CT
 UTSA @ Texas 6:00 p.m. CT
 Vanderbilt @ Middle Tennessee 6:00 p.m. CT
 Alabama @ UAB 6:30 p.m. CT
 Rice @ Houston 6:30 p.m. CT
 Tulane vs. Southern Miss 7:05 p.m. CT

March 23, 2016

VMI @ Old Dominion 2:00 p.m. CT

March 24, 2016

Marshall @ FIU 5:30 p.m. CT
 UAB @ Florida Atlantic 5:30 p.m. CT
 Charlotte @ Louisiana Tech 6:00 p.m. CT
 Middle Tennessee @ WKU 6:00 p.m. CT
 UTSA @ Southern Miss 6:00 p.m. CT

March 25, 2016

Charlotte @ Louisiana Tech 3:00 p.m. CT
 Marshall @ FIU 5:30 p.m. CT
 UAB @ Florida Atlantic 5:30 p.m. CT
 Middle Tennessee @ WKU 6:00 p.m. CT
 UTSA @ Southern Miss 6:00 p.m. CT
 Old Dominion @ Rice 6:30 p.m. CT

March 26, 2016

Charlotte @ Louisiana Tech 11 a.m. CT
 UTSA @ Southern Miss 11 a.m. CT
 UAB @ Florida Atlantic 12 p.m. CT
 Middle Tennessee @ WKU 1:00 p.m. CT
 Marshall @ FIU 2:00 p.m. CT
 Old Dominion @ Rice 2:00 p.m. CT

MULTI-HIT GAMES					
PLAYER	2	3	4	5+	TOTAL
Zach Rutherford	5	2	-	-	7
Jason McMurray	6	-	-	-	6
Nick Walker	3	3	-	-	6
Connor Myers	2	2	2	-	6
Nick Lustrino	5	-	-	-	5
Kyle Beam	4	1	-	-	5
Justin Hayes	3	1	-	-	4
Kurt Sinnen	2	-	-	-	2
Will Morgan	2	-	-	-	2
TEAM	32	9	2	0	43

CAREER MULTI-HIT GAMES					
PLAYER	2	3	4	5+	TOTAL
Connor Myers	31	11	3	-	45
Nick Walker	27	7	1	-	35
Zach Rutherford	11	9	-	-	20
Jason McMurray	15	2	-	-	17
Nick Lustrino	11	-	-	-	11
Justin Hayes	7	2	-	-	9
Kurt Sinnen	6	-	-	-	6
Chris Livers	2	-	-	-	2
Kyle Beam	4	1	-	-	5
Will Morgan	2	-	-	-	2

MULTI-RBI GAMES					
PLAYER	2	3	4	5+	TOTAL
Connor Myers	3	1	-	-	4
Kyle Beam	1	2	-	-	3
Nick Walker	2	-	-	1	3
Jason McMurray	2	1	-	-	3
Kurt Sinnen	1	1	-	-	2
Turner Bishop	1	-	-	-	1
Justin Hayes	1	-	-	-	1
Will Morgan	-	1	-	-	1
Grey Finwood	1	-	-	-	1
Zach Rutherford	-	1	-	-	1
TEAM	12	7	0	1	20

CAREER MULTI-RBI GAMES					
PLAYER	2	3	4	5+	TOTAL
Nick Walker	17	2	-	1	20
Connor Myers	8	8	-	-	16
Jason McMurray	4	3	1	-	8
Zach Rutherford	2	2	1	-	5
Kyle Beam	1	2	-	-	3
Nick Lustrino	3	-	-	-	3
Kurt Sinnen	2	1	-	-	3
Justin Hayes	2	-	-	-	2
Chris Livers	1	-	-	-	1
Turner Bishop	1	-	-	-	1
Will Morgan	-	1	-	-	1
Grey Finwood	1	-	-	-	1

in the nation and fifth in the league with seven.

Below is the season's breakdown.

Player	SB	ATT
Rutherford	7	8
Myers	5	8
Walker	4	6
Hayes	4	6
McMurray	3	3
Finwood	2	2
K. Sinnen	2	2
Lustrino	2	4
Morgan	1	2
Woodard	1	1
Bishop	1	1
Totals	32	43

RECEIVING VOTES

Old Dominion enters the week of competition receiving votes in the National Collegiate Baseball Writers Association (NCBWA) Division I Poll. Florida Atlantic is the only C-USA school ranked, while ODU and Southern Miss are receiving votes. The number of votes is not known, as the point getters are listed alphabetically.

The Monarchs are also receiving votes in the most recent USA Today Coaches Poll and D1Baseball.com for the first time this season. The Baseball Monarchs are getting 27 votes, putting them 32nd in the Coaches Poll. The team is listed as others considered in the D1Baseball.com Top 25.

REACHING NEW HEIGHTS

The Baseball Monarchs continued its best start in a decade by moving to 16-4 after the weekend series with WKU. The record marked the best 20-game start since 2006 (17-3) and after sweeping the Hilltoppers, ODU recorded its first ever 3-0 start to C-USA play and its first sweep to open conference play since 2008 against Delaware.

COMMONWEALTH SUCCESS

Since head coach Chris Finwood took over the program in 2012, ODU has had great success over other schools from the Commonwealth State. The Monarchs have been especially dominant at home against in-state competition, holding a 25-15 record in games played at either the Bud Metheny Baseball Complex, Harbor Park or War Memorial Stadium. In the four games against teams from Virginia this season, ODU is 3-1, including a 3-1 mark against returning Super Regional participant VCU. The Monarchs defeated Norfolk State, Liberty and VCU so far this season, but fell to Virginia Tech. ODU is set to face VMI three times, along with a home and away series with Virginia and William and Mary.

OVERALL RECORD VS VIRGINIA TEAMS

vs. VMI 10-1	vs. Richmond 3-2	Virginia Tech 0-1
vs. Virginia 3-2	vs. Radford 1-0	
vs. James Madison 4-2	vs. Norfolk State 3-2	
vs. George Mason 3-3	vs. W&M 7-3	
vs. VCU 3-6	vs. Va. State 1-0	
vs. Liberty 3-6	Longwood 1-1	

CARDIAC MONARCHS

The Monarchs have had a habit of taking things down to the wire the past five seasons, playing in 58 games decided by one run. ODU played in nine one-run decisions last season, and the trend seems to be continuing this year, as the Monarchs have already played in six one-run games.

2011	9
2012	9
2013	12
2014	15
2015	9
2016	6

BABE AND BUD

Everyone knows who Bud Metheny is in the baseball world, but little know that he was the last New York Yankee to wear No. 3, Babe Ruth's number, before it was retired in honor of the star in 1948. Bud played for the Yankees from 1938-47, where he played in the second and last game of the 1943 World Series as the Yankees defeated the St. Louis Cardinals. In 1984, to honor Bud and his days with the Yankees, Old Dominion University adopted the Yankees uniform with the blue pinstripes.

The 1940 William and Mary graduate (he earned his M.Ed from William and Mary in 1952) launched a managerial career in 1948 piloting the Boston Red Sox Class "D" team in Baxley, GA. He spent the next season in the Piedmont League

(Class "B") playing outfield for the Portsmouth team in 1949-50, and managing the Newport News team in 1950. Despite those commitments, Metheny still found time to begin his 32-year Old Dominion career in the spring of 1948.

Metheny joined the athletic staff in 1948 as head baseball coach compiling a 423-363-6 record before retiring in 1980. He was honored by the NCAA as the Eastern Regional Coach of the Year in 1963 and 1964 when his Monarchs captured College Division crowns those two years. Metheny was named National Coach of the Year in 1964. In 1980, his final season as the Monarchs head coach, ODU captured the Virginia State Championship by defeating the University of Virginia.

TOUGH SCHEDULE AHEAD

The Baseball Monarchs are not a team to shy away from playing some of the toughest teams in the nation. ODU will once again face the cream of the crop in 2016. Three of ODU's opponents are ranked in the top 25 polls, including the Monarchs' fist matchup of the season NC State. Additionally, five of ODU's opponents advanced to the NCAA Regionals in 2015, two reached the Super Regionals and one went to Omaha for the College World Series, including eventual CWS Champion UVA. The Monarchs have yet to face Florida Atlantic and Virginia, both of which are climbing up the rankings.

A FAMILY AFFAIR

Sam and Kurt Sinnen, fraternal twins, have been playing baseball together since they were little. They grew up and played at the same high school and now the same University. Sam made the decision to attend Old Dominion first and his brother quickly followed. The Sinnen family also made the decision to become the legal guardians of Turner Bishop, a young man who played baseball with the Sinnen twins at Kellam High School. Bishop has become one of the Monarchs most deadly hitters, starting some games as a designated hitter.

The family atmosphere doesn't stop there, as Grey Finwood is playing for his father, head coach Chris Finwood. Grey, now a sophomore at ODU, started in the first seven games for the Monarchs at first base.

EXTRA INNINGS WITH CHRIS FINWOOD

Extra Innings with Chris Finwood debuts March 7 on ESPN Radio 94.1. The show will air every Monday evening. Finwood will give a recap of the previous week's games and upcoming Monarch baseball games as well as player interviews with host and ODU Director of Broadcasting Ted Alexander.

NO RUNS FOR YOU

In ODU's opening two games, the Monarchs did not allow a run, marking the first time since 1992 that the program started the season two-straight shutouts. The games also marked the first time since 1995 that ODU has notched back-to-back shutouts. ODU opened the 1992 season with back-to-back shutouts over Coppin State (12-0 and 10-0) and put two together in 1995 with wins over Towson (7-0) at home then at Liberty (5-0).

OLD DOMINION MAKES BOLD STATEMENT (D1BASEBALL.COM THOUGHTS OF THE DAY - FEB. 20)

"I'll be very honest about the Monarchs. When doing the Conference USA preview a few weeks ago, I made the comment to one of my colleagues at D1Baseball that ODU felt like a team that had the potential to be very good in that league. The Monarchs had some projectable arms on the mound, and there was athleticism in the lineup with Connor Myers and others leading the charge.

Well, Chris Finwood's Monarchs are off to a terrific start this weekend, beating highly-ranked NC State 5-0 to start the season before beating Kent State 2-0 on Saturday to go to 2-0 on the season. ODU lefthander Jake Josephs, a consummate bulldog on the mound, impressed against the Flashes, allowing just four hits in five shutout frames, while righty Culver Lamb struck out five in 3.2 innings of shutout work.

With Rice looking vulnerable opening weekend against Arizona thus far, FIU scuffling against Ole Miss and other results around the league, ODU could definitely sneak into that top tier discussion."

C-USA PITCHER OF THE WEEK

Junior right-hander, Sam Sinnen, was named the Conference USA Pitcher of the Week for his efforts in the season-opening win over No. 10 NC State, as the league announced Monday afternoon.

Sinnen earned his first career weekly honor after holding No. 10 NC State to no runs and just two hits in five innings of work, as the Monarchs defeated the Wolfpack, 5-0, on opening day at the Caravelle Resort Tournament. He highlighted the day by ending the biggest NC State threat in the fourth inning by striking out the batter with two runners left on base.

Sinnen pitched a solid game before giving way in the sixth inning, finishing the game with three strikeouts and two walks as ODU opened the season with a win over a ranked opponent.

THREE TABBED PRESEASON ALL-CONFERENCE USA

Senior outfielder Connor Myers, junior pitcher Sam Sinnen and sophomore infielder Zach Rutherford represented the Monarchs on the C-USA preseason team, as Old Dominion was the only program to feature three athletes.

TWO-OUT HITTING		
PLAYER	AVG	RBI
Will Morgan	.400	3
Zach Rutherford	.375	3
Kurt Sinnen	.278	5
Nick Walker	.263	8
Kyle Beam	.250	2
Connor Myers	.250	2
Justin Hayes	.222	1
Jason McMurray	.190	2
Turner Bishop	.143	3
Nick Lustrino	.143	2
Grey Finwood	.083	0
Totals	.218	31

HITTING STREAKS		
PLAYER	LONGEST	CURRENT
Nick Walker	8	1
Nick Lustrino	6	1
Kurt Sinnen	6	6
Connor Myers	6	-
Zach Rutherford	5	5
Jason McMurray	4	1
Justin Hayes	3	3
Turner Bishop	3	3
Kyle Beam	3	1
Chris Livers	3	-
Grey Finwood	2	2
Will Morgan	2	2
Darius Gillus	1	1

REACHED BASE STREAKS		
PLAYER	LONGEST	CURRENT
Nick Walker	18	1
Connor Myers	15	4
Nick Lustrino	12	1
Zach Rutherford	10	10
Kurt Sinnen	9	9
Jason McMurray	8	8
Chris Livers	7	-
Grey Finwood	6	2
Kyle Beam	4	3
Turner Bishop	3	3
Justin Hayes	3	3
Will Morgan	2	2
Darius Gillus	1	1
Bryce Windham	1	-
Seth Woodard	1	1

CURRENT ODU STREAKS	
All Games	W5
Games at Bud Metheny Complex	W5
Road Games	L1
vs. Ranked Opponents	W1
vs. Conference (Home)	W7
vs. Conference (Away)	W1
vs. Non-Conference (Home)	W5
vs. Non-Conference (Away)	L1

ODU 2016 RECORD WHEN...	
Overall	16-4
Non-Conference	13-4
Conference	3-0
Home	11-2
Away	2-2
Neutral	3-0
Day	14-3
Night	2-1
vs. Left hander	7-1
vs. Right hander	9-3
1-Run games	4-2
2-Run games	5-0
5+ Run games	5-1
Extra innings	2-1
Shutouts	2-0
When scoring 0-2 runs	1-2
When scoring 3-5 runs	6-2
When scoring 6-9 runs	5-0
When scoring 10+ runs	4-0
When opponent scores 0-2 runs	5-0
When opponent scores 3-5 runs	8-2
When opponent scores 6-9 runs	3-1
When opponent scores 10+ runs	0-1
When scoring in the 1st inning	7-0
When opponent scored in the 1st inning	1-0
When scoring First	12-2
When opponent scores first	4-2
When leading after 6 innings	14-0
When leading after 7 innings	12-1
When leading after 8 innings	15-1
When trailing after 6 innings	0-2
When trailing after 7 innings	2-1
When trailing after 8 innings	0-3
When tied after 6 innings	2-2
When tied after 7 innings	2-2
When tied after 8 innings	1-0
Hit 0 home runs	11-4
Hit 1 home run	3-0
Hit 2+ home runs	2-0
Opponent hits 0 home runs	11-3
Opponent hits 1 home run	3-1
Opponent hits 2+ home runs	2-0
When making 0 errors	4-0
When making 1 error	5-2
When making 2+ errors	7-2
When out-hit opponent	7-1
When out-hit by Opponent	5-3
When hits are tied	4-0

Myers finished the season hitting .302, knocking in 28 RBI on the season. He posted 17 multiple-hit games and 13-straight games with a hit. He was a threat once on base, as he stole 20 bases on 25 attempts, which ranked second in Conference USA. Myers led the outfield with 150 putouts, including two diving catches against Bryant and one against UAB that were both featured on SportsCenter Top-10.

Sinnen led team with a 6-3 record last season and a 2.84 ERA, which was second on the team. In 66.2 innings of work, he walked only 15 batters and paced the team with 53 strikeouts. Sinnen, who had been a part of three Monarch shutouts, recorded three saves and appeared in 21 games. He capped his sophomore campaign with Second Team All-Conference USA honors.

Rutherford started in 42-of-43 games, mostly at shortstop, as a freshman and was third on the team in hitting at .317 overall and .355 in 27 C-USA games. He recorded 13 multiple-hit games and knocked in a career high four RBI against nationally ranked Florida Atlantic. Rutherford committed only five errors and was named to the Conference USA All-Freshman squad at the conclusion of the season. Rutherford highlighted his freshman campaign by becoming just the 16th Baseball Monarch to be selected to the Collegiate Baseball and Baseball America Freshman All-American teams.

UVA AT HARBOR PARK

Old Dominion University baseball has announced that the contest against returning NCAA Champion Virginia will be played at Harbor Park on April 26 at noon. Last season, the Baseball Monarchs picked up their third consecutive win over nationally ranked UVA before a crowd of 6,029 fans on April 28. The audience marked the largest collegiate baseball crowd in state history, smashing the previous record of 5,421 that was set on May 3, 2011 at the Richmond Diamond for a Virginia-VCU game.

Tickets for the April 26th matchup are available online at www.YNotTix.com. All seats are General Admission and priced at \$10 each. Group tickets are also available for \$7. Tickets purchased in advance are only available online or through the ODU Ticket Office (Monday through Friday, 10am-6pm, Ted Constant Center, 757-683-4444). Tickets will be available on the day of the game at the Harbor Park Ticket Office.

HEAD COACH CHRIS FINWOOD

In just four years Chris Finwood, the 2014 ABCA East Region Coach of the Year, has put the Monarch program back into the national spotlight. Finwood won his 100th game at ODU with a 15-1 win over Charlotte on April 5th at ODU. The 2015 Monarchs defeated three nationally ranked and NCAA bound teams. ODU swept the home and home series against Virginia, took two of three from Rice and defeated FAU as well.

At the conclusion of the season, Finwood saw three players earn Conference USA honors, while freshman Zach Rutherford was named a Freshman All-American on two occasions.

Three Monarchs were selected into the MLB draft, as P.J. Higgins was picked in the 12th round by the Chicago Cubs, Greg Tomchick in the 27th round (No. 812) by the St. Louis Cardinals and Taylor Ostrich in the 34th round (1029 pick) by the Kansas City Royals.

EARLY SIGNING PERIOD

Devon Adams - C- 5'11 180-South Riding, Va. (Paul VI Catholic)

A native of South Riding, Virginia, Adams earned first team All-Washington Catholic Athletic Conference honors while representing Paul VI Catholic High School. He also was named a second-team All-Virginia Independent School Athletic Association honoree.

Kyle Battle - OF- 6'1 175- Glen Allen, Va. (Glen Allen)

A Glen Allen, Va. native, Battle started in the outfield for the Glen Allen Jaguars, helping the team win the state championship as a junior. He registered a .412 batting average last year, including six doubles and four homeruns. At the conclusion of his junior campaign, Battle racked up the awards, earning first team All-Conference, All-Region, All-State and All-Metro laurels. He was also a standout in the classroom and picked up VHSL first team academic honors.

Michael Blanchard - RHP- 6'6 175, Suffolk, Va. (Nansemond River)

Blanchard went 5-1 in 36 innings as a junior at Nansemond River. He struck out 41 batters and had a 2.21 ERA.

Zack Eggers - LHP- 6'1 170 Flower Mound, Texas (Flower Mound)

While playing for Flower Mound High School in Texas and representing the Dallas Mustangs in the summer, Eggers was named to the All-Tournament Team in Perfect Game Jupiter and was also named to the Top Prospect Team at The Perfect Game Underclass South showcase in Houston in 2014. He is also a black belt in Martial Arts.

Carson Henry - INF- 6'1" 180- Virginia Beach, Va. (Greenbrier Christian)

A native of Virginia Beach, Henry has started at shortstop for Greenbrier Christian High School in Chesapeake since his sophomore season. In 2015, he hit .377, led his squad in RBIs and helped Greenbrier Christian capture the 2015 State Championship.

Corey Klak - LHP- 6'4" 175- Chesapeake, Va. (Western Branch)

Klak, a Chesapeake, Va. native, has had two very good years for Western Branch high school. He went 10-1 on the

mound his junior season and was an all-conference selection. As a sophomore helped lead his Western Branch High School team to a Regional Championship, taking down nationally ranked Cosby High School in the process. The team advanced to claim the State Championship after defeating Chantilly in the title game. Klak was voted by the league as the Rookie of the Year as a sophomore and was named to the All-Conference second team for pitching and was voted as the team's Most Improved Player as a junior.

Vinnie Pasquantino - 1B- 6'4" 210 Midlothian, Va. (James River)

Pasquantino comes from Midlothian, Va. where he was a member of the James River High School varsity squad. The 6'4" standout first baseman hit an incredible .537 as a junior with five homeruns, en route to earning first team All-Region 6A South and first team All-Metro honors.

Joe Strzelecki - RHP- 6'3 215- Boynton Beach, Fla. (Polk CC)

Strzelecki joins the Baseball Monarchs from Polk Community College where he threw 27.2 innings as a freshman. He accumulated a 3.15 ERA, while striking out 28 batters last season. He attended Santaluces High School in Boynton Beach, Fla. and was a first team All-Conference selection along with MVP as a catcher and batted .386 as a senior.

John Wilson - LHP- 6' 170-Hampton, N.J. (North Hunterdon)

An all-state pitcher from North Hunterdon High School in Pittstown, New Jersey, John Wilson finished his junior campaign with an unblemished 7-0 record en route to leading his team to its first county championship since 1999. Wilson garnered first team All-Conference, All-Area, All-County and All-West Jersey accolades in both his sophomore and junior seasons. Additionally, he was named Skyland Conference Pitcher of the Year and Hunterdon County Democrat Player of the Year in 2015.

Jared Young - INF- 6'1" 180- Prince George, British Columbia, Canada (Connors State College)

Young grew up in Prince George, British Columbia where he played baseball and hockey at Kelowna Secondary School. During his freshman year at Minot State University, Young hit a team leading .398 with 25 extra base hits en route to earning NSIC All-Conference and Central D2 All-Region.

CONFERENCE USA BASEBALL SCHOOLS

Since its first season in 1996, Conference USA has established itself as a national power. Here are some of the league's accomplishments in its first 20 seasons:

- Six College World Series Appearances
- 63 NCAA Appearances
- Three National Players of the Year
- Three National Freshmen of the Year
- 144 All-Americans
- Schools have combined to win 40 or more games 62 times in the past 12 years
- Has had a team ranked No. 1 in the nation in four different seasons
- Hosted 14 NCAA Regionals and six Super Regionals

The 12 current members of C-USA have also accomplished the following:

- 2003 National Champions - Rice
- 98 all-time NCAA Appearances (66 since 1995)

2016 C-USA CHAMPIONSHIP

The 2016 Conference USA Championship will return to Hattiesburg, Miss. for the third year in a row and the sixth time in the league's history. Southern Miss also hosted the 2015, 2014, 2009, 2005 and 1996 C-USA Championships at Pete Taylor Park. The Championship will feature the top eight teams in regular-season league play, and the format features two double-elimination brackets, with a single-elimination championship game. The championship game on Sun., May 29 will air on CBS Sports.

ODU BASEBALL RADIO

STAR 1310 AM is the home for ODU Baseball. Catch games live on the flagship station in Norfolk. Those not broadcast on STAR 1310 can be found on Monarch Media through oduspports.com

THE BROADCAST LINEUP

March 25-27	at Rice
April 6	vs William & Mary
April 8-10	at FIU
April 12	at William & Mary
April 22-24	at LA Tech
April 26	vs UVA
May 6-8	at Charlotte
May 13-15	vs Middle Tennessee
May 17	at VCU (Key Dog Classic)

THE LAST TIME...

ODU TEAM...

Scored 30 or more runs in a game	2000 at Norfolk State (31)
Scored 20 or more runs in a game	April 2, 2014 vs. William & Mary (20)
Had 30 or more hits in a game	March 7, 2000 at Norfolk State (30)
Had 20 or more hits in a game	April 2, 2014 vs. William & Mary (21)
Hit five triples in a game	May 1, 1964 vs Lynchburg (5)
Hit six home runs in a game	May 14, 1992 vs James Madison (6)
Shut out an opponent	February 20, 2016 (2-0 vs Kent State)
Was shutout by an opponent	May 21, 2015 (0-2 vs Southern Miss)
Shut out a C-USA opponent	May 16, 2015 (11-0 at UAB)
Was shut out by a C-USA team	May 21, 2015 (0-2 vs Southern Miss)
Shut out a C-USA opponent in consecutive games	N/A
Swept a conference series at home	March 18-19, 2016 vs. WKU
Swept a conference series on the road	May 9-11, 2014 at Marshall
Was swept in a conference series at home	May 19-21, 2005 vs. UNCW
Was swept in a conference series on the road	March 27-29, 2015 at Middle Tennessee
Beat a ranked opponent	February 19, 2016 vs #10 NC State (5-0)
Won 10-straight games	March 17-April 2, 2006
Won 10-straight C-USA games	N/A
Won 10-straight games at home	March 15-April 15, 2006
Won 10-straight games on the road	1986
Won 40 games in a season	1994 (40)
Won a regular season conference championship	2007 (Colonial Athletic Association)
Won the conference tournament	1996 (Colonial Athletic Association)
Competed in the NCAA Regionals	2014 (at South Carolina)
Ended a game in a tie	1988 (3-3, at Virginia)
Turned a triple play	May 8, 2012 vs Longwood

AN ODU PLAYER...

Hit for the cycle	N/A
Hit three doubles in a game	May 11, 2010 (Chris Basker vs UMES)
Hit two triples in one game	March 2, 1005 (Evan Chipman vs Norfolk State)
Hit three home runs in one game	March 9, 2013 (Ben Verlander vs Northeastern)
Hit two home runs in one game	March 1, 2016 (Connor Myers vs Liberty)
Hit a walk-off home run	March 1, 2016 (Connor Myers vs Liberty)
Hit a grand slam	March 4, 1997 (Tony Gsell vs George Washington)
Hit two grand slams in one day	May 21, 2010 (Chris Buss at Hofstra)
Had 5+ RBI	March 16, 2016 (Nick Walker, 6)
Hit safely in 20-straight games	2010 (Chris Baker, 28 games)
Hit safely in 30-straight games	March 23, 2010 to February 26, 2011 (Chris Baker, 34 games)
Hit 20 home runs in one season	1997 (Ron Walker, 20)
Hit .400 for the season	2009 (Jake McAloose; .413)
Was the Conference Player of the Year	20011 (Kyle Hald - CAA)

AN ODU PITCHER...

Won 10 games	2007 (Anthony Shawler, 11)
Struck out 10 or more	April 15, 2006 (Jason Godin vs Northeastern, 18)
Threw a no-hitter	May 11, 2010 (9 inn.) (C.J. Huyett)
Threw a complete game (Win)	April 19, 2015 (Adam Bainbridge vs Marshall)
Pitched 10 or more innings	1972 (Jack Bakercs Xavier-Ohio) (13)

2016 NATIONAL RANKINGS (March 21)

D1BASEBALL.COM

Rank	Team	2016 Record
1	Florida	21-1
2	Texas A&M	18-2
3	Oregon State	15-2
4	North Carolina	17-2
5	Vanderbilt	17-3
6	TCU	16-3
7	Miami	16-4
8	Ole Miss	19-2
9	Louisville	16-4
10	LSU	14-5
11	Florida State	15-5
12	Clemson	16-3
13	NC State *	16-6
14	South Carolina	20-2
15	Mississippi State	14-6
16	Virginia *	15-6
17	California	11-6
18	UCLA	11-7
19	East Carolina	13-7
20	Arkansas	15-6
21	Long Beach State	14-6
22	Oklahoma State	13-7
23	Missouri State	17-2
24	Florida Atlantic *	15-3
25	Houston	13-6

USA TODAY COACHES

Rank	Team	2016 Record
1	Florida	21-1
2	Texas A&M	18-2
3	Oregon State	15-2
4	Vanderbilt	17-3
5	Miami	16-4
6	Texas Christian	16-3
7	North Carolina	17-2
8	Louisville	16-4
9	Mississippi	19-2
10	South Carolina	20-2
11	Florida State	15-5
12	Virginia *	15-6
13	Louisiana State	14-5
14	Missouri State	17-2
15	North Carolina State *	16-6
16	Mississippi State	14-6-1
17	Clemson	16-3
18	Arkansas	15-6
19	Florida Atlantic *	15-3
20	California	11-6
21	Georgia Tech	15-4
22	UC Santa Barbara	15-3
23	UCLA	11-7
24	Brigham Young	18-2
25	Oklahoma State	13-7

COLLEGIATE BASEBALL

Rank	Team	2016 Record
1.	Florida	21-1
2.	Oregon St.	15-2
3.	North Carolina	17-2
4.	Texas A&M	18-2
5.	Miami, Fla.	16-4
6.	Mississippi	19-2
7.	Louisville	16-4
8.	Vanderbilt	17-3
9.	Texas Christian	16-3
10.	Missouri St.	17-2
11.	Mississippi St.	14-6-1
12.	Clemson	16-3
13.	South Carolina	20-2
14.	Florida St.	15-5
15.	Louisiana St.	14-5
16.	Virginia *	15-6
17.	U.C. Santa Barbara	15-3
18.	Florida Atlantic *	15-3
19.	N.C. State *	16-6
20.	California	11-6
21.	Georgia Tech.	15-4
22.	Alabama	13-6
23.	Brigham Young	18-2
24.	Long Beach St.	14-6
25.	UCLA	11-7

NCBWA

Rank	Team	2016 Record
1.	Florida	17-1
2.	Vanderbilt	15-1
3.	Texas A&M	15-1
4.	Louisville	13-2
5.	Oregon State	12-2
6.	Miami	13-3
7.	TCU	12-3
8.	Florida State	13-3
9.	LSU	12-3
10.	North Carolina	12-2
11.	Ole Miss	15-1
12.	Virginia *	11-5
13.	California	10-4
14.	Mississippi State	12-3-1
15.	Arkansas	13-3
16.	Oregon	8-5
17.	South Carolina	15-2
18.	N.C. State *	13-4
19.	Missouri State	12-2
20.	Florida Atlantic *	13-2
21.	Louisiana	10-6
22.	Michigan	11-3
23.	UCLA	8-7
24.	Oklahoma State	9-6
25.	Clemson	11-3

FINWOOD CAREER ODU RECORD
BY OPPONENT

Team	Record
Appalachian State	1-0
Bryant	1-0
Campbell	0-2
Canisius	0-1
Charleston Southern	1-0
Charlotte	3-3
Coastal Carolina	0-1
Delaware	4-3
East Carolina	5-4
Florida Atlantic	2-5
FIU	5-2
George Mason	3-3
Georgia State	1-5
Georgia Tech	0-1
Hofstra	2-4
James Madison	4-2
Kentucky	0-1
Kent State	1-0
Liberty	3-6
Longwood	1-1
Long Island	2-1
LA Tech	5-1
Manhattan	1-0
Marist	1-1
Marshall	5-3
Maryland	0-2
Massachusetts	2-1
Middle Tennessee	2-6
Norfolk State	3-2
Northeastern	2-4
NC State	1-2
Penn	3-0
Princeton	2-0
Radford	1-0
Rice	4-4
Richmond	3-2
Rutgers	7-8
St. John's	1-0
St. Joseph's	1-0
Southern Miss	0-1
Temple	5-1
Towson	3-3
Virginia	3-2
VCU	3-6
VMI	10-1
Virginia State	1-0
Virginia Tech	0-1
UAB	2-4
UNC Wilmington	0-6
UTSA	3-3
West Virginia	1-2
Western Kentucky	4-2
William & Mary	7-3
Wofford	3-1
54 Opponents	128-117

* 2016 ODU Baseball Opponent

2016 MONARCHS

OLD DOMINION UNIVERSITY BASEBALL



**JUSTIN
HAYES**

#1

So., OF, 5-8, Chesapeake, Va.



**JASON
McMURRAY**

#2

RS-Sr., INF, 6-1, Des Moines, Iowa



**NICK
WALKER**

#4

Jr., INF/OF, 6-0, Virginia Beach, Va.



**GREYSON
FINWOOD**

#6

RS-So., INF, 6-3, Norfolk, Va.



**WILL
MORGAN**

#7


Fr., OF, 6-1, Middletown, N.J.



**CONNOR
MYERS**

#9

Sr., OF, 5-11, Middletown, Md.



**NICK
HARTMAN**

#10

Jr., RHP, 6-2, Katy, Texas



**KYLE
BEAM**

#11

Jr., C, 6-0, Hood River, Ore.



**KURT
SINNEN**

#14

Jr., C/1B, 5-11, Virginia Beach, Va.



**ZACH
RUTHERFORD**

#15

So., INF, 6-2, Chesapeake, Va.



**THOMAS
BUSBICE**

#16


Sr., RHP, 6-1, Papillion, Neb.



**CULVER
LAMB**

#17

So., RHP, 6-3, Virginia Beach, Va.



**GRAYSON
BAILEY**

#18

RS-Sr., LHP, 6-1, Virginia Beach, Va.



**DARIUS
GILLUS**

#19

RS-Fr., INF, 5-11, Chesterfield, Va.



**BRYCE
WINDHAM**

#20


Fr., INF, 6-0, Monroe, Mich.



**MORGAN
MAGUIRE**

#21

Fr., RHP, 6-2, Rumson, N.J.



**NICK
LUSTRINO**

#22

RS-Sr., INF, 6-0, Spring Lake, N.J.



**CORY
ALEXANDER II**

#23

Fr., OF, 5-11, Goochland, Va.



**BRETT
SMITH**

#24

Fr., RHP, 6-4, Chesapeake, Va.



**SETH
WOODARD**

#25

Fr., INF, 6-2, Newport News, Va.



**CHRIS
LIVERS**

#26

Sr., C, 5-9, Virginia Beach, Va.



**JAKE
JOSEPHS**

#28

RS-Jr., LHP, 5-11, Fairfax Station, Va.



**EVAN
BAER**

#29

Fr., INF, 6-1, Virginia Beach, Va.



**NATE
MATHESON**

#31

So., LHP, 6-3, Hampton, Va.

2016 MONARCHS

OLD DOMINION UNIVERSITY BASEBALL



VICTOR DIAZ
#32
RS-Sr., RHP, 6-0, Perth Amboy, N.J.



TURNER BISHOP
#33
Jr., OF, 6-1, Virginia Beach, Va.



SAM SINNEN
#34
Jr., RHP, 5-11, Virginia Beach, Va.



NEIL RING
#37
Fr., C, 5-10, Appomattox, Va.



ADAM BAINBRIDGE
#40
Jr., LHP, 6-3, Sinking Spring, Pa.




JOEY BENITEZ
#42
Jr., LHP, 6-1, Crofton, Md.



ISAIAH NELSON
#43
Fr., LHP, 5-11, Norfolk, Va.



DREW MOYER
#44
Fr., RHP, 6-6, Newport News, Va.



JACK JETT
#45
Fr., RHP, 6-4, Reedville, Va.



HEAD COACH CHRIS FINWOOD
#5
• VMI '88 • 5th year at ODU




ASST. COACH KARL NONEMAKER
#12
• Vanderbilt '02 • 5th year at ODU



ASST. COACH MIKE MARRON
#13
• College of the Holy Cross, '05
• 1st year at ODU



VOL. ASST. COACH LOGAN ROBBINS
#8
• Western Kentucky, '11
• 1st year at ODU



DIRECTOR OF BASEBALL OPS. BJ BURTON
• Western Kentucky '87 • 4th year at ODU



2015 STARTS BY POSITION/BATTING ORDER

STARTERS SUMMARY

Player	GS	Position										Batting Order														
		p	c	1b	2b	3b	ss	lf	cf	rf	of	dh	1st	2nd	3rd	4th	5th	6th	7th	8th	9th					
15 Zach Rutherford	20	20	8	12
9 Connor Myers	20	20		
4 Nick Walker	20	20		
2 Jason McMurray	20	5	1	13	1			
22 Nick Lustrino	19	19	1	17	1	.		
14 Kurt Sinnen	16	.	10	2	13	3			
6 Grey Finwood	16	.	.	16	12	4			
11 Kyle Beam	13	.	7	10	3			
33 Turner Bishop	11	5	2	1	2	1	4	1	.	.			
1 Justin Hayes	10	10	10			
7 Will Morgan	6	5	1	5			
40 Adam Bainbridge	5	5			
34 Sam Sinnen	5	5			
26 Chris Livers	5	.	3	3	2			
25 Seth Woodard	4	.	.	2	.	1	1	1	2	.	.			
24 Brett Smith	3	3			
32 Victor Diaz	3	3			
28 Jake Josephs	3	3			
42 Joey Benitez	1	1			

TEAM W-L RECORD WHEN STARTER

PITCHER:		
40 Adam Bainbridge	5	(3-2)
34 Sam Sinnen	5	(4-1)
24 Brett Smith	3	(3-0)
32 Victor Diaz	3	(3-0)
28 Jake Josephs	3	(2-1)
42 Joey Benitez	1	(1-0)
CATCHER:		
14 Kurt Sinnen	10	(9-1)
11 Kyle Beam	7	(5-2)
26 Chris Livers	3	(2-1)
FIRST BASE:		
6 Grey Finwood	16	(12-4)
14 Kurt Sinnen	2	(2-0)
25 Seth Woodard	2	(2-0)
SECOND BASE:		
2 Jason McMurray	20	(16-4)
THIRD BASE:		
22 Nick Lustrino	19	(16-3)
25 Seth Woodard	1	(0-1)
SHORTSTOP:		
15 Zach Rutherford	20	(16-4)
LEFT FIELD:		
1 Justin Hayes	10	(10-0)
7 Will Morgan	5	(3-2)
33 Turner Bishop	5	(3-2)
CENTER FIELD:		
9 Connor Myers	20	(16-4)
RIGHT FIELD:		
4 Nick Walker	20	(16-4)
DESIGNATED HITTER:		
33 Turner Bishop	6	(5-1)
11 Kyle Beam	6	(4-2)
14 Kurt Sinnen	4	(4-0)
26 Chris Livers	2	(2-0)
7 Will Morgan	1	(1-0)
25 Seth Woodard	1	(0-1)

TEAM W-L RECORD BY ORDER

LEADOFF:		
9 Connor Myers	20	(16-4)
2ND SPOT:		
4 Nick Walker	12	(10-2)
15 Zach Rutherford	8	(6-2)
3RD SPOT:		
15 Zach Rutherford	12	(10-2)
4 Nick Walker	8	(6-2)
CLEANUP:		
11 Kyle Beam	10	(7-3)
2 Jason McMurray	5	(4-1)
26 Chris Livers	3	(3-0)
33 Turner Bishop	2	(2-0)
5TH SPOT:		
14 Kurt Sinnen	13	(12-1)
11 Kyle Beam	3	(2-1)
26 Chris Livers	2	(1-1)
33 Turner Bishop	1	(1-0)
2 Jason McMurray	1	(0-1)
6TH SPOT:		
2 Jason McMurray	13	(12-1)
14 Kurt Sinnen	3	(3-0)
33 Turner Bishop	2	(1-1)
25 Seth Woodard	1	(0-1)
22 Nick Lustrino	1	(0-1)
7TH SPOT:		
22 Nick Lustrino	17	(15-2)
25 Seth Woodard	1	(0-1)
33 Turner Bishop	1	(1-0)
2 Jason McMurray	1	(0-1)
8TH SPOT:		
6 Grey Finwood	12	(10-2)
33 Turner Bishop	4	(2-2)
25 Seth Woodard	2	(2-0)
7 Will Morgan	1	(1-0)
22 Nick Lustrino	1	(1-0)
9TH SPOT:		
1 Justin Hayes	10	(10-0)
7 Will Morgan	5	(3-2)
6 Grey Finwood	4	(2-2)
33 Turner Bishop	1	(1-0)

2016 Old Dominion Baseball Overall Statistics for Old Dominion (as of Mar 19, 2016) (All games Sorted by Batting avg)

Record: 16-4 Home: 11-2 Away: 2-2 Neutral: 3-0 C-USA: 3-0

Player	avg	gp-gs	ab	r	h	2b	3b	hr	rbi	tb	slg%	bb	hp	so	gdp	ob%	sf	sh	sb-att	po	a	e	fld%
9 Connor Myers	.341	20-20	82	20	28	6	0	3	13	43	.524	11	2	16	0	.427	1	1	5-8	48	1	1	.980
4 Nick Walker	.338	20-20	71	10	24	4	1	0	15	30	.423	21	0	13	1	.484	1	1	4-6	53	2	1	.982
1 Justin Hayes	.333	19-10	45	11	15	2	1	0	7	19	.422	3	1	9	0	.388	0	1	4-6	13	2	1	.938
7 Will Morgan	.316	10-6	19	4	6	1	1	0	3	9	.474	3	0	7	1	.409	0	0	1-2	9	0	2	.818
15 Zach Rutherford	.307	20-20	75	14	23	2	1	0	11	27	.360	10	3	11	2	.400	2	5	7-8	36	75	7	.941
14 Kurt Sinnen	.267	19-16	60	6	16	2	1	1	11	23	.383	13	1	7	0	.395	2	1	2-2	90	7	1	.990
11 Kyle Beam	.260	14-13	50	11	13	2	1	2	12	23	.460	6	0	15	2	.333	1	0	0-0	29	7	0	1.000
2 Jason McMurray	.250	20-20	76	12	19	5	1	1	13	29	.382	10	1	14	0	.337	2	2	3-3	48	54	2	.981
22 Nick Lustrino	.246	20-19	69	11	17	2	0	0	8	19	.275	14	2	5	3	.388	0	1	2-4	10	33	6	.878
26 Chris Livers	.240	9-5	25	1	6	1	0	0	2	7	.280	2	0	3	0	.296	0	0	0-0	37	2	0	1.000
33 Turner Bishop	.205	17-11	39	4	8	2	0	0	4	10	.256	2	1	11	0	.262	0	0	1-1	3	0	0	1.000
19 Darius Gillus	.167	7-0	6	0	1	0	0	0	2	1	.167	1	0	3	0	.286	0	0	0-0	9	1	0	1.000
6 Grey Finwood	.125	20-16	48	6	6	1	0	0	2	7	.146	6	4	14	2	.271	1	1	2-2	149	10	3	.981
25 Seth Woodard	.000	6-4	11	2	0	0	0	0	0	0	.000	0	1	3	0	.083	0	0	1-1	10	3	0	1.000
20 Bryce Windham	.000	8-0	1	3	0	0	0	0	0	0	.000	1	0	0	0	.500	0	1	0-0	0	1	1	.500
23 Cory Alexander	.000	6-0	1	3	0	0	0	0	0	0	.000	0	0	1	0	.000	0	0	0-0	0	0	0	.000
Totals	.268	20	678	118	182	30	7	7	103	247	.364	103	16	132	11	.373	10	14	32-43	556	227	31	.962
Opponents	.265	20	705	92	187	33	2	8	80	248	.352	61	17	136	14	.336	6	13	18-25	527	189	36	.952

LOB - Team (176), Opp (155). DPs turned - Team (21), Opp (16). CI - Team (1), SINNEN, K 1. IBB - Team (3), LUSTRINO, N 2, RUTHERFORD,Z 1, Opp (2). Picked off - MORGAN, W 1, HAYES, J 1, RUTHERFORD,Z 1, MYERS, C 1, WALKER, N 1.

(All games Sorted by Earned run avg)

Player	era	w-l	app	gs	cg	sho	sv	ip	h	r	er	bb	so	2b	3b	hr	b/avg	wp	hp	bk	sfa	sha
34 Sam Sinnen	1.71	2-0	5	5	0	0/1	0	26.1	18	7	5	5	20	6	0	0	.188	1	3	1	1	1
32 Victor Diaz	1.86	2-1	6	3	0	0/0	0	19.1	16	5	4	6	14	4	0	1	.225	1	0	1	1	1
24 Brett Smith	3.00	1-0	7	3	0	0/1	0	18.0	18	7	6	4	13	2	0	1	.281	0	0	1	1	3
17 Culver Lamb	3.18	2-1	9	0	0	0/1	1	17.0	18	9	6	4	17	3	0	1	.261	0	1	0	0	1
28 Jake Josephs	3.24	2-1	8	3	0	0/1	0	16.2	15	6	6	3	7	1	1	1	.246	0	1	0	1	0
18 Grayson Bailey	3.24	1-0	8	0	0	0/0	1	8.1	5	4	3	6	4	0	0	0	.185	3	0	0	0	2
40 Adam Bainbridge	3.42	1-0	5	5	0	0/0	0	23.2	32	10	9	7	9	6	1	1	.340	0	3	0	1	0
10 Nick Hartman	3.93	2-1	12	0	0	0/1	4	18.1	18	8	8	4	22	3	0	1	.257	4	0	0	0	1
21 Morgan Maguire	4.38	1-0	11	0	0	0/0	1	12.1	11	7	6	1	14	2	0	1	.234	3	3	1	0	1
42 Joey Benitez	6.59	1-0	7	1	0	0/0	0	13.2	17	10	10	8	7	2	0	1	.321	2	3	0	0	1
16 Thomas Busbice	7.88	1-0	8	0	0	0/0	0	8.0	11	8	7	2	5	3	0	0	.324	4	0	0	1	2
31 Nate Matheson	20.25	0-0	7	0	0	0/1	1	2.2	6	6	6	8	3	1	0	0	.429	1	1	1	0	0
44 Drew Moyer	45.00	0-0	1	0	0	0/0	0	1.0	2	5	5	3	1	0	0	0	.400	2	2	0	0	0
Totals	3.93	16-4	20	20	0	2/2	8	185.1	187	92	81	61	136	33	2	8	.265	21	17	5	6	13
Opponents	4.71	4-16	20	20	0	0/0	2	175.2	182	118	92	103	132	30	7	7	.268	18	16	2	10	14

PB - Team (4), SINNEN, K 3, LIVERS, C 1, Opp (2). Pickoffs - Team (8), BAINBRIDGE,A 4, BAILEY, G 1, JOSEPHS, J 1, LAMB, C 1, SMITH, B 1, Opp (5). SBA/ATT - SINNEN, K (11-14), HARTMAN, N (5-6), BEAM, K (3-5), LIVERS, C (4-4), BENITEZ, J (2-4), BAILEY,

2016 Old Dominion Baseball
Overall Statistics for Old Dominion (as of Mar 21, 2016)
(All games Sorted by Fielding pct)

Player	c	po	a	e	fld%	dp	sba	csb	sba%	pb	ci
26 Chris Livers	39	37	2	0	1.000	0	4	0	1.000	1	0
11 Kyle Beam	36	29	7	0	1.000	1	3	2	.600	0	0
25 Seth Woodard	13	10	3	0	1.000	0	0	0	---	0	0
19 Darius Gillus	10	9	1	0	1.000	0	0	0	---	0	0
34 Sam Sinnen	9	4	5	0	1.000	0	2	0	1.000	0	0
24 Brett Smith	6	2	4	0	1.000	1	2	0	1.000	0	0
40 Adam Bainbridge	6	1	5	0	1.000	1	0	0	---	0	0
42 Joey Benitez	5	1	4	0	1.000	0	2	2	.500	0	0
28 Jake Josephs	4	2	2	0	1.000	0	2	0	1.000	0	0
18 Grayson Bailey	3	0	3	0	1.000	0	2	1	.667	0	0
33 Turner Bishop	3	3	0	0	1.000	0	0	0	---	0	0
32 Victor Diaz	2	0	2	0	1.000	0	0	1	.000	0	0
16 Thomas Busbice	2	1	1	0	1.000	0	0	0	---	0	0
14 Kurt Sinnen	98	90	7	1	.990	3	11	3	.786	3	1
4 Nick Walker	56	53	2	1	.982	1	0	0	---	0	0
6 Grey Finwood	162	149	10	3	.981	17	0	0	---	0	0
2 Jason McMurray	104	48	54	2	.981	17	0	0	---	0	0
9 Connor Myers	50	48	1	1	.980	0	0	0	---	0	0
15 Zach Rutherford	118	36	75	7	.941	13	0	0	---	0	0
1 Justin Hayes	16	13	2	1	.938	0	0	0	---	0	0
22 Nick Lustrino	49	10	33	6	.878	4	0	0	---	0	0
7 Will Morgan	11	9	0	2	.818	0	0	0	---	0	0
17 Culver Lamb	4	0	2	2	.500	0	0	1	.000	0	0
10 Nick Hartman	2	1	0	1	.500	0	5	1	.833	0	0
20 Bryce Windham	2	0	1	1	.500	0	0	0	---	0	0
21 Morgan Maguire	3	0	1	2	.333	0	2	1	.667	0	0
31 Nate Matheson	1	0	0	1	.000	0	1	0	1.000	0	0
23 Cory Alexander	0	0	0	0	.000	0	0	0	---	0	0
44 Drew Moyer	0	0	0	0	.000	0	0	0	---	0	0
Totals	814	556	227	31	.962	21	18	7	.720	4	1
Opponents	752	527	189	36	.952	16	32	11	.744	2	0

**2016 Old Dominion Baseball
Batting Leaders for Old Dominion (as of Mar 21, 2016)
(All games)**

**Hitting minimums - 1 Games 50 AB
Pitching minimums - 1 Games 40 IP**

Batting avg	
1. 9 Connor Myers	.541
2. 4 Nick Walker	.500
3. 15 Zach Fulcherford	.507
4. 14 Kurt Sinnen	.507
5. 11 Kyle Bean	.500

Runs scored	
1. 9 Connor Myers	20
2. 15 Zach Fulcherford	14
3. 2 Jason Molluray	12
4. 8 tied at.....	11

Doubles	
1. 9 Connor Myers	6
2. 2 Jason Molluray	5
3. 4 Nick Walker	4
4. 6 tied at.....	2

Total bases	
1. 9 Connor Myers	48
2. 4 Nick Walker	50
3. 2 Jason Molluray	39
4. 15 Zach Fulcherford	37
5. 2 tied at.....	28

Sac bunts	
1. 15 Zach Fulcherford	6
2. 2 Jason Molluray	2
3. 7 tied at.....	1

Caught stealing	
1. 9 Connor Myers	8
2. 1 Justin Hayes	2
3. 22 Nick Lustrino	2
4. 4 Nick Walker	2
5. 2 tied at.....	1

Strikeouts	
1. 9 Connor Myers	16
2. 11 Kyle Bean	15
3. 2 Jason Molluray	14
4. 6 Gray Fawcett	14
5. 4 Nick Walker	10

At bats	
1. 9 Connor Myers	52
2. 2 Jason Molluray	75
3. 15 Zach Fulcherford	75
4. 4 Nick Walker	71
5. 22 Nick Lustrino	69

Games as sub	
1. 1 Justin Hayes	9
2. 20 Bryce Windham	8
3. 16 Darin Gillis	7
4. 28 Cory Alexander	6
5. 35 Turner Bishop	6

Slugging pct	
1. 9 Connor Myers	.834
2. 11 Kyle Bean	.480
3. 4 Nick Walker	.428
4. 14 Kurt Sinnen	.656
5. 2 Jason Molluray	.652

Hits	
1. 9 Connor Myers	26
2. 4 Nick Walker	24
3. 15 Zach Fulcherford	26
4. 2 Jason Molluray	19
5. 22 Nick Lustrino	17

Triples	
1. 7 tied at....	1

Walks	
1. 4 Nick Walker	21
2. 22 Nick Lustrino	14
3. 14 Kurt Sinnen	10
4. 9 Connor Myers	11
5. 2 tied at.....	10

Sac flies	
1. 15 Zach Fulcherford	2
2. 14 Kurt Sinnen	2
3. 2 Jason Molluray	2
4. 4 tied at.....	1

Steal attempts	
1. 15 Zach Fulcherford	8
2. 9 Connor Myers	8
3. 4 Nick Walker	6
4. 1 Justin Hayes	6
5. 22 Nick Lustrino	4

Grounded into DP	
1. 22 Nick Lustrino	6
2. 15 Zach Fulcherford	2
3. 11 Kyle Bean	2
4. 6 Gray Fawcett	2
5. 2 tied at.....	1

Games played	
1. 4 tied at.....	20

On base pct	
1. 4 Nick Walker	.484
2. 9 Connor Myers	.427
3. 15 Zach Fulcherford	.400
4. 14 Kurt Sinnen	.595
5. 22 Nick Lustrino	.558

Runs batted in	
1. 4 Nick Walker	15
2. 9 Connor Myers	18
3. 2 Jason Molluray	18
4. 11 Kyle Bean	12
5. 2 tied at.....	11

Home runs	
1. 9 Connor Myers	8
2. 11 Kyle Bean	2
3. 14 Kurt Sinnen	1
4. 2 Jason Molluray	1

Hit by pitch	
1. 6 Gray Fawcett	4
2. 15 Zach Fulcherford	8
3. 22 Nick Lustrino	2
4. 9 Connor Myers	2
5. 5 tied at.....	1

Stolen bases	
1. 15 Zach Fulcherford	7
2. 9 Connor Myers	6
3. 1 Justin Hayes	4
4. 4 Nick Walker	4
5. 2 Jason Molluray	0

Stolen base pct	
1. 2 Jason Molluray	1.000
2. 14 Kurt Sinnen	1.000
3. 15 Zach Fulcherford	.875
4. 4 Nick Walker	.937
5. 9 Connor Myers	.825

Total plate appearances	
1. 9 Connor Myers	97
2. 15 Zach Fulcherford	95
3. 4 Nick Walker	94
4. 2 Jason Molluray	91
5. 22 Nick Lustrino	85

Game starts	
1. 2 Jason Molluray	20
2. 9 Connor Myers	20
3. 15 Zach Fulcherford	20
4. 4 Nick Walker	20
5. 22 Nick Lustrino	19

**2016 Old Dominion Baseball
Pitching Leaders for Old Dominion (as of Mar 21, 2016)
(All games)**

Hitting minimums - 1 Games 50 AB
Pitching minimums - 1 Games 40 IP

Earned run avg	Opposing bat avg	Won-loss pct
Wins	Losses	Saves
1. 34 Sam Sinnen 2	1. 10 Nick Hartman 1	1. 10 Nick Hartman 4
28 Jake Josephs 2	17 Culver Lamb 1	2. 31 Nate Matheson 1
32 Victor Diaz 2	32 Victor Diaz 1	18 Grayson Bailey 1
17 Culver Lamb 2	28 Jake Josephs 1	21 Morgan Maguire 1
10 Nick Hartman 2		17 Culver Lamb 1
Innings pitched	Batters struck out	Appearances
	1. 10 Nick Hartman 22	1. 10 Nick Hartman 12
	2. 34 Sam Sinnen 20	2. 21 Morgan Maguire 11
	3. 17 Culver Lamb 17	3. 17 Culver Lamb 9
	4. 21 Morgan Maguire 14	4. 3 tied at..... 8
	32 Victor Diaz 14	
Games started	Games finished	Games in relief
1. 34 Sam Sinnen 5	1. 10 Nick Hartman 9	1. 10 Nick Hartman 12
40 Adam Bainbridge 5	2. 21 Morgan Maguire 2	2. 21 Morgan Maguire 11
3. 28 Jake Josephs 3	31 Nate Matheson 2	3. 17 Culver Lamb 9
32 Victor Diaz 3	17 Culver Lamb 2	4. 16 Thomas Busbice 8
24 Brett Smith 3	5. 5 tied at..... 1	18 Grayson Bailey 8
Wild pitches	Balks	Hit batters
1. 16 Thomas Busbice 4	1. 32 Victor Diaz 1	1. 40 Adam Bainbridge 3
10 Nick Hartman 4	31 Nate Matheson 1	34 Sam Sinnen 3
3. 21 Morgan Maguire 3	21 Morgan Maguire 1	21 Morgan Maguire 3
18 Grayson Bailey 3	24 Brett Smith 1	42 Joey Benitez 3
5. 2 tied at.... 2	34 Sam Sinnen 1	5. 44 Drew Moyer 2
Intentional BB allowed	Runners picked off	Batters SO out looking
1. 32 Victor Diaz 1	1. 40 Adam Bainbridge 4	1. 10 Nick Hartman 7
10 Nick Hartman 1	2. 18 Grayson Bailey 1	2. 17 Culver Lamb 4
	24 Brett Smith 1	21 Morgan Maguire 4
	17 Culver Lamb 1	32 Victor Diaz 4
	28 Jake Josephs 1	5. 34 Sam Sinnen 3
Sac bunts allowed	Sac flies allowed	Hits allowed
1. 24 Brett Smith 3	1. 6 tied at..... 1	
2. 18 Grayson Bailey 2		
16 Thomas Busbice 2		
4. 6 tied at..... 1		
Runs allowed	Earned runs allowed	Walks allowed
Doubles allowed	Triples allowed	Home runs allowed

2016 Old Dominion Baseball
Fielding Leaders for Old Dominion (as of Mar 21, 2016)
(All games)

Hitting minimums - 1 Games
Pitching minimums - 1 Games 40 IP

Fielding pct		Chances		Putouts	
1. 26 Chris Livers	1.000	1. 6 Grey Finwood	162	1. 6 Grey Finwood	149
11 Kyle Beam	1.000	2. 15 Zach Rutherford	118	2. 14 Kurt Sinnen	90
25 Seth Woodard	1.000	3. 2 Jason McMurray	104	3. 4 Nick Walker	53
19 Darius Gillus	1.000	4. 14 Kurt Sinnen	98	4. 2 Jason McMurray	48
33 Turner Bishop	1.000	5. 4 Nick Walker	56	9 Connor Myers	48
Assists		Errors		Fielding double plays	
1. 15 Zach Rutherford	75	1. 15 Zach Rutherford	7	1. 6 Grey Finwood	17
2. 2 Jason McMurray	54	2. 22 Nick Lustrino	6	2 Jason McMurray	17
3. 22 Nick Lustrino	33	3. 6 Grey Finwood	3	3. 15 Zach Rutherford	13
4. 6 Grey Finwood	10	4. 4 tied at.....	2	4. 22 Nick Lustrino	4
5. 2 tied at...	7			5. 14 Kurt Sinnen	3
Stolen bases against		Caught stealing by		Steal attempts against	
1. 14 Kurt Sinnen	11	1. 14 Kurt Sinnen	3	1. 14 Kurt Sinnen	14
2. 10 Nick Hartman	5	2. 42 Joey Benitez	2	2. 10 Nick Hartman	6
3. 26 Chris Livers	4	11 Kyle Beam	2	3. 11 Kyle Beam	5
4. 11 Kyle Beam	3	4. 5 tied at.....	1	4. 26 Chris Livers	4
5. 6 tied at.....	2			42 Joey Benitez	4
Passed balls		Catchers interference			
1. 14 Kurt Sinnen	3	1. 14 Kurt Sinnen	1		
2. 26 Chris Livers	1				