



2016 ODU BASEBALL

ODU MONARCHS (18-4, 3-0 C-USA)

Probable Starters

Game One: Sam Sinnen (RHP)

Game Two: Adam Bainbridge (LHP)

Game Three: Victor Diaz (RHP)

RICE OWLS (11-9, 2-1 C-USA)

Probable Starters

Game One: Jon Duplantier (RHP)

Game Two: Blake Fox (LHP)

Game Three: TBA

SCHEDULE/RESULTS (18-4, 3-0)

FEBRUARY (6-1)		
Fri. 19	#10 NC State (1)	W, 5-0
Sat. 20	Kent State (1)	W, 2-0
Sun. 21	Appalachian State (1)	W, 12-3
Tue. 23	Norfolk State	W, 5-3
Fri. 26	Manhattan (2)	W, 6-5
Sat. 27	Virginia Tech (2)	L, 1-22
Sun. 28	Delaware (2)	W, 10-4

MARCH (12-3)		
Tue. 1	Liberty	W, 7-6
Fri. 4	Rutgers	W, 4-2
Sat. 5	Rutgers	W, 7-4
Sun. 6	Rutgers	L, 2-5
Wed. 9	VCU	W, 3-1
Fri. 11	West Virginia	L, 3-4
Sat. 12	West Virginia	W, 5-4 (10)
Sun. 13	West Virginia	L, 5-6 (12)
Tue. 15	Princeton	W, 7-6
Wed. 16	Princeton	W, 10-4
Fri. 18	WKU *	W, 8-3
Fri. 18	WKU *	W, 4-2
Sun. 20	WKU *	W, 12-8
Tue. 22	VMI	W, 8-2
Wed. 23	VMI	W, 6-5
Fri. 25	Rice *	7:30 p.m.
Sat. 26	Rice *	3:00 p.m.
Sun. 27	Rice *	2:00 p.m.
Tue. 29	Virginia	4:00 p.m.

APRIL (0-0)		
Fri. 1	Florida Atlantic *	6:00 p.m.
Sat. 2	Florida Atlantic *	3:00 p.m.
Sun. 3	Florida Atlantic *	1:00 p.m.
Wed. 6	William & Mary	6:00 p.m.
Fri. 8	FIU *	7:00 p.m.
Sat. 9	FIU *	6:00 p.m.
Sun. 10	FIU *	12:00 p.m.
Tue. 12	William & Mary	7:00 p.m.
Fri. 15	UTSA *	6:00 p.m.
Sat. 16	UTSA *	4:00 p.m.
Sun. 17	UTSA *	12:00 p.m.
Tue. 19	VMI	6:00 p.m.
Fri. 22	LA Tech *	7:00 p.m.
Sat. 23	LA Tech *	4:00 p.m.
Sun. 24	LA Tech *	12:00 p.m.
Tue. 26	Virginia (#)	12:00 p.m.
Fri. 29	UAB *	6:00 p.m.
Sat. 30	UAB *	3:00 p.m.

MAY (0-0)		
Sun. 1	UAB *	1:00 p.m.
Fri. 6	Charlotte *	6:00 p.m.
Sat. 7	Charlotte *	2:00 p.m.
Sun. 8	Charlotte *	1:00 p.m.
Wed. 11	Liberty	3:00 p.m.
Fri. 13	MTSU *	6:00 p.m.
Sat. 14	MTSU *	3:00 p.m.
Sun. 15	MTSU *	12:30 p.m.
Tue. 17	VCU (+)	7:00 p.m.
Thu. 19	Marshall *	2:00 p.m.
Fri. 20	Marshall *	2:00 p.m.
Sat. 21	Marshall *	2:00 p.m.
W-S 25-29	C-USA Tournament	TBA

Home games in **BOLD**
 (*) C-USA Game
 (1) Caravelle Resort Tournament hosted by CCU
 (2) ODU Baseball Tournament
 (#) Game at Harbor Park
 (+) Game at War Memorial (Keydog Classic)
Rankings based on D1Baseball Poll

HOW TO TUNE IN

Listen to the games live on STAR 1310 AM and through ODU's stream on Monarch Media (odusports.com). Fans can sign up for the stream on the ODU website (odusports.com) for \$9.95 per month. The live webcast and live stats can be found on riceowls.com.

SERIES RECORD

Rice holds a slight 5-4 advantage in the overall series and enters the matchup with a two-game winning streak. Last season, the Monarchs took 2-of-3 from the No. 8 team in the country at the Bud Metheny Baseball Complex.

ABOUT ODU (18-4, 3-0 C-USA)

Old Dominion won its seventh straight game after defeating VMI 6-5 in thrilling fashion on Wednesday afternoon. The last time ODU baseball won seven-plus games in a row was in 2006 when the Monarchs reeled off 18 straight. With two outs and the bases loaded in the bottom of the ninth, Kurt Sinnen drilled one down the right field line to score the winning run and improve ODU's record to 18-4 overall. Sinnen's walk-off hit also marked the third for ODU this season. Kyle Beam singled to beat Manhattan and Myers knocked one out of the park against Liberty.

Connor Myers and Nick Walker lead the ODU bats with a .342 and .337 batting average, respectively. Myers ranks 11 in Conference USA in slugging percentage (.517), second in runs scored (22), eighth in hits (30) and third in doubles (7). Walker is fifth in the league in on base percentage (.476), seventh in RBIs (18), first in triples (2) and second in walks (22).

Two ODU pitchers are in the top five in the league in ERA, with Victor Diaz leading C-USA with a 1.48 earned run average. Sam Sinnen sits in fourth with a 1.71 ERA, while Adam Bainbridge is also ranked 12th with a 3.42 ERA.

Projected Starters:

Game One: Sam Sinnen (RHP, Jr., 2-0, 1.71 ERA)

Sinnen is making his sixth start as the ODU Friday night pitcher. He holds a 2-0 record and a 1.71 ERA in 26.1 innings pitched. He ranks second

FIRST PITCH

SITE: Houston, Texas
 Reckling Park
RADIO: STAR 1310 AM / Monarch Media
WEBCAST: riceowls.com
STATS: riceowls.com

ODU BASEBALL MEDIA

CONTACT: Maggie Bonner
CELL: (804) 677-6456
EMAIL: meroy@odu.edu
TWITTER: @ODUSports
 @ODUBaseball

2016 SEASON HIGHLIGHTS

- Two consecutive shutouts (NC State 5-0 & Kent State 2-0) to start the season. The shutouts marked the first time since 1995 ODU has had two straight and the first time since 1992 the Monarchs have opened the season with two shutouts.
- 4-0 start marks the best start for ODU since starting the 2007 season with four victories.
- Myers' walk-off home run against Liberty was the first since Mike Perez led off the bottom of the ninth inning with a solo homer against Longwood at the Bud on May 15, 2013.
- ODU's earned its first 3-0 start to C-USA play and first sweep to open conference play since 2008 (Delaware) after defeating WKU three times.
- Kurt Sinnen's walk-off hit against VMI marked the third for ODU this season. Kyle Beam singled to beat Manhattan and Myers knocked one out of the park against Liberty.

PROBABLE STARTERS BY POSITION (SUBJECT TO CHANGE)

POS.	NO.	NAME	BA	GP-GS	H	2B	3B	HR	RBI
C	11	Kyle Beam	.263	16-15	15	3	1	3	14
1B	14	Kurt Sinnen	.269	21-18	18	3	1	1	12
2B	2	Jason McMurray	.238	22-22	20	6	1	1	13
3B	22	Nick Lustrino	.263	22-21	20	2	0	0	8
SS	15	Zach Rutherford	.321	22-22	27	2	2	0	13
LF	1	Justin Hayes	.294	21-12	15	2	1	0	10
CF	9	Connor Myers	.337	22-22	30	7	0	3	13
RF	4	Nick Walker	.342	22-22	27	4	2	0	18
DH	7	Will Morgan	.318	11-7	7	1	1	0	3

P	NO.	NAME	W-L	ERA	IP	H	ER	SO	BB
RHP	34	Sam Sinnen	2-0	1.71	26.1	18	5	20	5
LHP	40	Adam Bainbridge	1-0	3.42	23.2	32	9	9	7
RHP	32	Victor Diaz	3-1	1.48	24.1	19	4	16	6

STATISTICAL BREAKDOWN		
VS RICE		
Monarchs	Hitting	Owls
.272	AVG.	.248
.378	SLUG	.328
.374	OB%	.326
132	RUNS	84
203	HITS	153
34	2B	26
9	3B	3
9	HR	6
117	RBI	76
145	SO	120
113	BB	64
35-47	SB-SA	12-24
Monarchs	Pitching	Owls
3.85	ERA	3.68
203.1	IP	176.0
150	SO	168
.262	B/AVG.	.250

C-USA PLAYERS OF THE WEEK		
Feb. 22	H	Esteban Puerta, 1B, FAU
Feb. 22	P	Sam Sinnen, RHP, ODU
Feb. 29	H	Thomas Peter, LF, WKU
Feb. 29	P	Tyler Clancy, LHP, LA Tech
Mar. 7	H	Chandler Hall, SS, LA Tech
Mar. 7	P	Jon Duplantier, RHP, Rice
Mar. 14	H	Drew Ober, DH, Charlotte
Mar. 14	P	Ricardo Salinas, RHP, Rice
Mar. 21	H	Kerr (FAU) & Sandlin (USM)
Mar. 21	P	Aaron Burns, RHP, UTSA

P - Pitcher
H - Hitter

on the team in strikeouts (20) and has walked just five batters. Opponents are hitting just .188 against him. After helping ODU shutout then No. 10 NC State in the season opener, Sinnen was named the C-USA Pitcher of the Week.

Game Two: Adam Bainbridge (LHP, Jr., 3.42 ERA)

Bainbridge is also making his fifth start as a weekend pitcher. He hold a 1-0 record and has pitched in 23.2 innings. His 3.42 ERA ranks sixth on the team and 12 in C-USA. He has nine strikeouts on the year.

Game Three: Victor Diaz (RHP, RSr., 1.48 ERA)

Diaz is making his first appearance this season and the Sunday pitcher for ODU. He leads the team with a 1.48 ERA and a 3-1 overall record. He has pitched in 24.1 innings and has fanned 16 batters.

SCOUTING RICE (11-9, 2-1 C-USA)

Rice is coming off a 7-4 victory over No. 16 Houston on Tuesday after sophomore Dane Myers went 2-for-4 with two RBIs at the plate, as well as pitch 3.0 scoreless innings in relief. Myers had earned the first save of his collegiate career and his two-hit night at the plate was his fifth this season. Charlie Warren led all players in finishing with a season-high four hits. Rice's 14-hit attack was the team's highest total of the season.

Since its first Conference USA baseball campaign in the spring of 2006, Rice's regular-season record in C-USA league games is 193-62 (.757). Rice baseball's 21-straight appearances in the NCAA Tournament is the nation's fourth-longest active streak. In 2015 Miami (Fla.) made the field for the 43rd-consecutive year, extending its own record, followed by Florida State (38) and Cal State Fullerton (24). Rice's 21-straight NCAA Tournament bids is also now tied for the fourth-longest postseason streak in Division I baseball history (after Clemson saw its 21-year regional streak snapped in 2008).

Projected Starters:

Game One: Jon Duplantier (RHP, Jr., 1-2, 3.27 ERA)

Sidelined for the entire year last season ... In 2014 he was a C-USA All-Freshman Team member ... Finished third on the staff with 18 appearances, making seven starts and 11 trips out of the bullpen... Served primarily as a reliever in the first two-thirds of the season, then moved to more of a starter's role for the final six weeks... Fifth on the team in innings pitched (59.0), which were divided almost equally between starts (31.0) and relief (28.0) ... He has highlighted this year with 14 strikeouts against UCF, which was the most by an Owl in a single game since Eddie Degerman fanned 14 against Baylor in an NCAA Regional in 2006.

Game Two: Blake Fox (LHP, Sr., 0-4, 3.52 ERA)

In 50 career appearances, including 32 collegiate starts, Fox is 26-2 all-time with a 2.45 ERA in 220.2 career innings ... Last season he finished third in Conference USA with eight wins and was eighth in ERA (3.30) for pitchers with at least the same number of innings (79.0) ... Led the Rice staff in wins and shared the team lead in starts (15) ... Averaged 5.8 strikeouts per 9.0 innings ... Maintained a 2.2-to-1 strikeouts-to-walks ratio

Game Three: TBA

LAST TIME OUT

NORFOLK, Va. -- Old Dominion increased its winning streak to seven games after a thrilling 6-5 victory over VMI on Wednesday afternoon at the Bud Metheny Complex. With two outs and the bases loaded in the bottom of the ninth, Kurt Sinnen drilled one down the right field line to score the winning run and improve ODU's record to 18-4 overall. With the loss, the Keydets fell to 13-11 on the season.

The Monarchs held a 5-2 lead heading into the ninth, but VMI got three runs in the top of the inning to tie the game. Matt Pita led off with a single through the right side and then Tyler Tharp walked to put the tying runs on base. Both base runners advanced on a wild pitch giving Jacob Jaye the chance to score Pita (5-3). Nathan Eaton, the starting pitcher and designated hitter, added another run to the board by singling to right center to send Tharp home (5-4). Eaton advanced to second after a failed pickoff attempt, while David Geary knocked one down the middle to score him from second base. Nick Hartman ended the VMI threat by striking out the final batter.

The Monarchs responded in the bottom of the ninth with another walk off victory. Justin Hayes opened the inning with a walk, while Connor Myers laid down the perfect sacrifice bunt to move Hayes to second. With one out on the board, the Keydets decided to intentionally walk Nick Walker, putting two on base for ODU. Chris Livers then singled to the shortstop to load the bases with two outs, opening the door for Sinnen to win the game.

Old Dominion once again scored first, putting up two runs in the opening inning. The Monarchs are now 9-0 when scoring in the first inning and 14-2 on the year when scoring before their opponents. Leading 4-2 in the bottom of the eighth inning, pinch hitter Turner Bishop knocked one out of the park for the first time this season to give ODU the 5-2 advantage heading into the final inning.

Myers finished the game 1-for-2 with one run scored, while Hayes led the Monarchs with two RBIs. Overall, ODU registered eight hits and six walks. Joey Benitez pitched a solid five innings for ODU, finishing the game with three strikeouts. Hartman (3-1) was given the win, while Taylor Edens (0-3) suffered the loss for the Keydets.

ROSTER BREAKDOWN		
PITCHERS: 15 (9 RHP, 6 LHP)		
10	Nick Hartman	RHP
16	Thomas Busbice	RHP
17	Culver Lamb	RHP
18	Grayson Bailey	LHP
21	Morgan Maguire	RHP
24	Brett Smith	RHP
28	Jake Josephs	LHP
31	Nate Matheson	LHP
32	Victor Diaz	RHP
34	Sam Sinnen	RHP
40	Adam Bainbridge	LHP
42	Joey Benitez	LHP
43	Isaiah Nelson	LHP
44	Drew Moyer	RHP
45	Jack Jett	RHP
OUTFIELDERS: (6)		
1	Justin Hayes	L/L
4	Nick Walker	R/R
7	Will Morgan	L/R
9	Connor Myers	R/R
23	Cory Alexander II	R/R
33	Turner Bishop	L/L
INFIELDERS: (8)		
2	Jason McMurray	R/R
6	Grey Finwood	R/R
15	Zach Rutherford	R/R
19	Darius Gillus	R/R
20	Bryce Windham	L/R
22	Nick Lustrino	L/R
25	Seth Woodard	R/R
29	Evan Baer	R/R
CATCHERS: (4)		
11	Kyle Beam	R/R
14	Kurt Sinnen	L/R
26	Chris Livers	R/R
37	Neil Ring	R/R
BATTING HAND:		
Right	20	
Left	13	
THROWING HAND:		
Right	25	
Left	8	
STATE:		
Iowa	1	
Maryland	2	
Michigan	1	
Nebraska	1	
New Jersey	4	
Oregon	1	
Pennsylvania	1	
Texas	1	
Virginia	21	
CLASS:		
Seniors	7	
Juniors	9	
Sophomores	5	
Freshmen	12	

No.	Name	Pos.	B/T	Ht.	Wt.	Yr.	Hometown (Last School)
1	Justin Hayes	OF	L/L	5-8	150	So.	Chesapeake, Va. (Western Branch)
2	Jason McMurray	INF	R/R	6-1	200	RSr.	West Des Moines, Iowa (Iowa Western)
4	Nick Walker	INF/OF	R/R	6-0	195	Jr.	Virginia Beach, Va. (Kellam)
6	Grey Finwood	INF	R/R	6-3	200	RSo.	Norfolk, Va. (Maury)
7	Will Morgan	OF	L/R	6-1	180	Fr.	Middletown, N.J. (Christian Brothers Academy)
9	Connor Myers	OF	R/R	5-11	180	Sr.	Middletown, Md. (Middletown)
10	Nick Hartman	RHP	R/R	6-2	180	Jr.	Katy, Texas (LSU-Eunice)
11	Kyle Beam	C	R/R	6-0	225	Jr.	Hood River, Ore. (Lane CC) (Hood River Valley)
14	Kurt Sinnen	C/1b	L/R	5-11	200	Jr.	Virginia Beach, Va. (Kellam)
15	Zach Rutherford	INF	R/R	6-2	180	So.	Chesapeake, Va. (Western Branch)
16	Thomas Busbice	RHP	R/R	6-1	205	Sr.	Papillion, Neb. (Iowa Western)
17	Culver Lamb	RHP	R/R	6-3	195	So.	Virginia Beach, Va. (Chipola College)
18	Grayson Bailey	LHP	L/L	6-1	210	RSr.	Virginia Beach, Va. (Lee University)
19	Darius Gillus	INF	R/R	5-11	205	RFr.	Chesterfield, Va. (L.C. Bird)
20	Bryce Windham	INF	L/R	6-0	170	Fr.	Monroe, Mich. (Saint Mary Catholic Central)
21	Morgan Maguire	RHP	L/R	6-2	205	Fr.	Rumson, N.J. (Rumson-Fair Haven Regional)
22	Nick Lustrino	INF	L/R	6-0	185	RSr.	Spring Lake, N.J. (Manasquan)
23	Cory Alexander II	OF	R/R	5-11	160	Fr.	Goochland, Va. (Goochland)
24	Brett Smith	RHP	R/R	6-4	195	Fr.	Chesapeake, Va. (Grassfield)
25	Seth Woodard	INF	R/R	6-2	220	Fr.	Newport News, Va. (Woodside)
26	Chris Livers	C	R/R	5-9	180	Sr.	Virginia Beach, Va. (First Colonial)
28	Jake Josephs	LHP	L/L	5-11	190	RJr.	Fairfax Station, Va. (South County)
29	Evan Baer	INF	R/R	6-1	200	Fr.	Virginia Beach, Va. (Princess Anne)
31	Nate Matheson	LHP	L/L	6-3	225	So.	Hampton, Va. (Kecoughtan)
32	Victor Diaz	RHP	R/R	6-0	195	RSr.	Perth Amboy, N.J. (St. Joseph's)
33	Turner Bishop	OF	L/L	6-1	195	Jr.	Virginia Beach, Va. (Kellam)
34	Sam Sinnen	RHP	R/R	5-11	205	Jr.	Virginia Beach, Va. (Kellam)
37	Neil Ring	C	R/R	5-10	195	Fr.	Appomattox, Va. (Blair Academy)
40	Adam Bainbridge	LHP	L/L	6-3	190	Jr.	Sinking Spring, Pa. (Wilson)
42	Joey Benitez	LHP	L/L	6-1	185	Jr.	Crofton, Md. (Archbishop Spalding)
43	Isaiah Nelson	LHP	L/L	5-11	170	Fr.	Norfolk, Va. (Norfolk Academy)
44	Drew Moyer	RHP	R/R	6-6	200	Fr.	Newport News, Va. (Woodside)
45	Jack Jett	RHP	R/R	6-4	205	Fr.	Reedville, Va. (Northumberland)

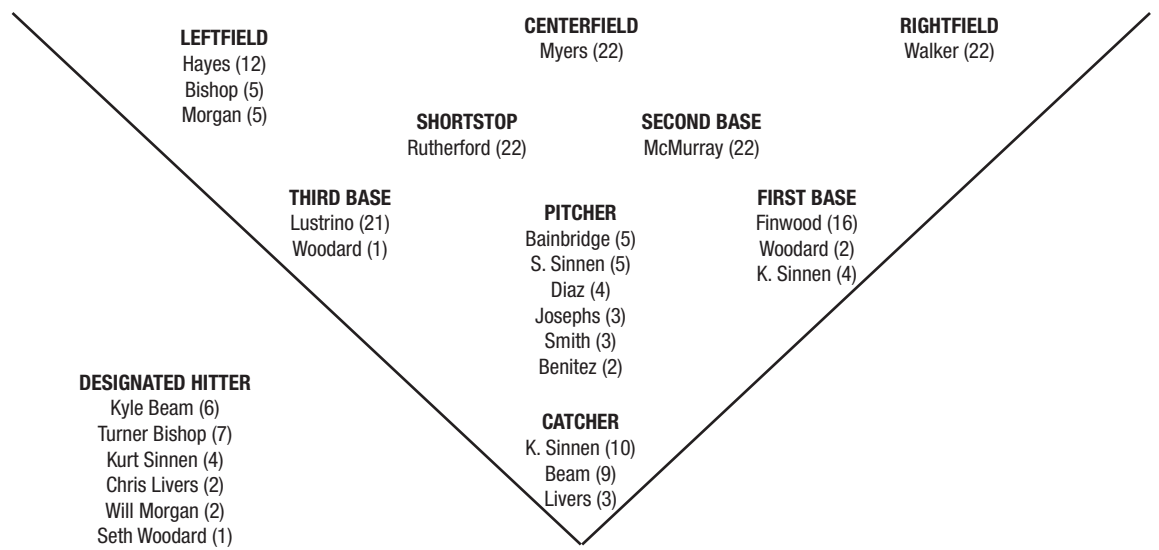
Coaching Staff:

Head Coach: 5 - Chris Finwood (VMI, '88), 5th season
 Assistant Coach: 12 - Karl Nonemaker
 Assistant Coach: 13 - Mike Marron
 Volunteer Coach: 8 - Logan Robbins
 Director of Operations - B.J. Burton

Pronunciation Guide

16 - Thomas Busbice (Bus-biss)
 22 - Nick Lust-ree-no
 26 - Chris Livers (Lie-vers)
 29 - Evan Baer (Bear)

START CHART



2016 BASEBALL STANDINGS

	C-USA				All Games						
	W-L	Pct.	H	A	W-L	Pct.	H	A	N	L-10	Streak
Old Dominion	3-0	.000	3-0	0-0	18-4	.818	13-2	2-2	3-0	8-2	W 7
Southern Miss	3-1	.750	1-0	2-1	17-6	.739	11-2	3-2	3-2	6-4	W 1
Florida Atlantic	2-1	.667	0-0	2-1	15-4	.789	9-2	4-2	2-0	8-2	L 1
Rice	2-1	.667	0-0	2-1	11-9	.550	7-8	4-1	0-0	6-4	W 2
UAB	2-1	.667	2-1	0-0	9-12	.429	9-7	0-5	0-0	4-6	W 1
Louisiana Tech	2-2	.500	1-0	1-2	12-6	.667	7-2	3-4	2-0	6-4	W 3
Charlotte	2-2	.500	2-1	0-1	11-11	.500	10-9	1-2	0-0	6-4	L 2
FIU	2-2	.500	1-0	1-2	12-13	.480	10-7	2-6	0-0	6-4	W 1
Middle Tennessee	1-2	.333	1-2	0-0	12-9	.571	7-5	4-4	1-0	6-4	W 1
Marshall	1-3	.250	1-2	0-1	11-9	.550	10-3	1-5	0-1	7-3	L 1
UTSA	1-3	.250	1-2	0-1	10-11	.476	6-7	4-4	0-0	3-7	L 3
WKU	0-3	.000	0-0	0-3	11-9	.550	5-3	4-6	2-0	4-6	L 4

QUICK FACTS

GENERAL INFORMATION

Location Norfolk, Va. 23529
 Enrollment 24,672
 Founded .1930 (Norfolk Division of College of W&M)
 Nickname Monarchs
 Colors Slate Blue, Silver, Light Blue
 Stadium Bud Metheny Baseball Complex (2,500)
 Dimensions LF & RF (325), CF (395), Alleys (375)
 Surface Natural Grass
 Press Box Phones 757-683-5036 / 4142
 Conference Conference USA

UNIVERSITY PERSONNEL

President John R. Broderick (Northeastern)
 Faculty Representative Tim Seibles
 Athletic Director . Dr. Wood Selig (Washington & Lee)
 Assoc. Athletic Director (Baseball) Deb Polca
 Athletic Department Phone 757-683-3375
 Athletic Ticket Office 757-683-4444

COACHING STAFF

Head Coach Chris Finwood (VMI '88)
 Record at ODU 112-113 (5th season)
 Career Record 354-364 (14th year)
 Assistant Coaches
 Karl Nonemaker (Vanderbilt '02)
 Mike Marron (Holy Cross, '05)
 Logan Robbins (WKU, '11) / Volunteer
 Director of Operations B.J. Burton
 Office Phone 757-683-4230

TEAM INFORMATION

2015 Record 27-29
 2015 C-USA Record 13-17 (7th)
 School Record For Wins 50-11 in 1985
 Conference Championships
 '85 (Sun Belt), '94, '95, '96 (CAA)
 NCAA Appearances
 '82, '85, '90, '94, '95, '96, '00, '14
 Starting Pos. Players Returning/Lost 4/5
 Starting Pitchers Returning/Lost 4/1
 Letterman Returning/Lost 18/13

THE NITTY GRITTY

Old Dominion is 18-4 overall and according to WarrenNolan.com has a RPI rating of 20 and is ranked 80th in strength of schedule. The Baseball Monarchs are 6-2 against top 50 RPI teams, 6-1 against 51-100, 2-1 against 101-200 and 4-0 against 200+ RPI teams. ODU is also a part of the conference that is 127-82 overall with the fourth highest conference RPI in the nation (0.5406) out of 31 total conferences. The SEC ranks first, followed by the ACC and Pac 12. C-USA is ranked ahead of two power five conferences, the Big 12 (5) and Big Ten (9).

HOME AWAY FROM HOME

Old Dominion will host 28 games at the Bud Metheny Baseball Complex this season, including 15 Conference USA games. The natural grass stadium seats 2,500 people and houses one of the best atmospheres in college baseball. This season, ODU is 13-2 at home. The Monarchs had its six-game home winning streak snapped against Virginia Tech on Feb. 27, but have responded and are on a seven-game winning streak at home currently and a seven-game C-USA winning streak at the Bud.

THICK AS THIEVES

The Old Dominion Monarchs have already stolen 35 bases this season in 47 attempts, as 11 different players have stolen at least one base so far. ODU's opponents have only stolen 19-of-26 bases this season. Zach Rutherford leads the way on the base path with seven steals in eight attempts. As a team, the Monarchs rank 28th in the nation in total stolen bases and first in C-USA, while ranking 45th in stolen bases per game (1.59), which is third in the conference. Individually, Rutherford is 113th in the nation and seventh in the league with seven.

Below is the season's breakdown.

Player	SB	ATT
Rutherford	7	8
Myers	5	9
Walker	5	7
Hayes	5	7
McMurray	3	3
Lustrino	3	5
Finwood	2	2
K. Sinnen	2	2
Morgan	1	2
Woodard	1	1
Bishop	1	1
Totals	35	47

RECEIVING VOTES

Old Dominion enters the week of competition receiving votes in the National Collegiate Baseball Writers Association (NCBWA) Division I Poll. Florida Atlantic is the only C-USA school ranked,

UPCOMING GAMES IN C-USA

March 25, 2016

Charlotte @ Louisiana Tech	3:00 p.m. CT
Marshall @ FIU	5:30 p.m. CT
UAB @ Florida Atlantic	5:30 p.m. CT
Middle Tennessee @ WKU	6:00 p.m. CT
UTSA @ Southern Miss	6:00 p.m. CT
Old Dominion @ Rice	6:30 p.m. CT

March 26, 2016

Charlotte @ Louisiana Tech	11 a.m. CT
UTSA @ Southern Miss	11 a.m. CT
UAB @ Florida Atlantic	12 p.m. CT
Middle Tennessee @ WKU	1:00 p.m. CT
Marshall @ FIU	2:00 p.m. CT
Old Dominion @ Rice	2:00 p.m. CT

March 27, 2016

Middle Tennessee @ WKU	1:00 p.m. CT
Old Dominion @ Rice	1:00 p.m. CT

MULTI-HIT GAMES					
PLAYER	2	3	4	5+	TOTAL
Zach Rutherford	5	3	-	-	8
Nick Walker	3	4	-	-	7
Kyle Beam	5	1	-	-	6
Nick Lustrino	6	-	-	-	6
Jason McMurray	6	-	-	-	6
Connor Myers	2	2	2	-	6
Justin Hayes	3	1	-	-	4
Kurt Sinnen	2	-	-	-	2
Will Morgan	2	-	-	-	2
TEAM	34	11	2	0	47

CAREER MULTI-HIT GAMES					
PLAYER	2	3	4	5+	TOTAL
Connor Myers	31	11	3	-	45
Nick Walker	27	8	1	-	36
Zach Rutherford	11	10	-	-	21
Jason McMurray	15	2	-	-	17
Nick Lustrino	12	-	-	-	12
Justin Hayes	7	2	-	-	9
Kurt Sinnen	6	-	-	-	6
Chris Livers	2	-	-	-	2
Kyle Beam	5	1	-	-	6
Will Morgan	2	-	-	-	2

MULTI-RBI GAMES					
PLAYER	2	3	4	5+	TOTAL
Nick Walker	3	-	-	1	4
Kyle Beam	2	2	-	-	4
Connor Myers	3	1	-	-	4
Jason McMurray	2	1	-	-	3
Kurt Sinnen	1	1	-	-	2
Justin Hayes	2	-	-	-	2
Turner Bishop	1	-	-	-	1
Will Morgan	-	1	-	-	1
Grey Finwood	1	-	-	-	1
Zach Rutherford	-	1	-	-	1
TEAM	15	7	0	1	23

CAREER MULTI-RBI GAMES					
PLAYER	2	3	4	5+	TOTAL
Nick Walker	18	2	-	1	21
Connor Myers	8	8	-	-	16
Jason McMurray	4	3	1	-	8
Zach Rutherford	2	2	1	-	5
Kyle Beam	2	2	-	-	4
Nick Lustrino	3	-	-	-	3
Kurt Sinnen	2	1	-	-	3
Justin Hayes	3	-	-	-	3
Chris Livers	1	-	-	-	1
Turner Bishop	1	-	-	-	1
Will Morgan	-	1	-	-	1
Grey Finwood	1	-	-	-	1

while ODU and Southern Miss are receiving votes. The number of votes is not known, as the point getters are listed alphabetically.

The Monarchs are also receiving votes in the most recent USA Today Coaches Poll and D1Baseball.com for the first time this season. The Baseball Monarchs are getting 27 votes, putting them 32nd in the Coaches Poll. The team is listed as others considered in the D1Baseball.com Top 25.

REACHING NEW HEIGHTS

The Baseball Monarchs continued its best start in a decade by moving to 18-4 after taking two against the VMI Keydets. The record marked the best 22-game start since 2006 (19-3) and after sweeping the Hilltoppers last weekend, ODU recorded its first ever 3-0 start to C-USA play and its first sweep to open conference play since 2008 against Delaware. In the Monarchs 8-2 win over VMI on March 22, the team hit for the cycle with the first four batters of the game. Myers notched a double, Rutherford hit a single, Walker posted a triple and Kyle Beam knocked one out of the park.

COMMONWEALTH SUCCESS

Since head coach Chris Finwood took over the program in 2012, ODU has had great success over other schools from the Commonwealth State. The Monarchs have been especially dominant at home against in-state competition, holding a 25-15 record in games played at either the Bud Metheny Baseball Complex, Harbor Park or War Memorial Stadium. In the four games against teams from Virginia this season, ODU is 3-1, including a 3-1 mark against returning Super Regional participant VCU. The Monarchs defeated Norfolk State, Liberty and VCU so far this season, but fell to Virginia Tech. ODU is set to face VMI three times, along with a home and away series with Virginia and William and Mary.

OVERALL RECORD VS VIRGINIA TEAMS

vs. VMI 12-1	vs. Richmond 3-2	Virginia Tech 0-1
vs. Virginia 3-2	vs. Radford 1-0	
vs. James Madison 4-2	vs. Norfolk State 3-2	
vs. George Mason 3-3	vs. W&M 7-3	
vs. VCU 3-6	vs. Va. State 1-0	
vs. Liberty 3-6	Longwood 1-1	

CARDIAC MONARCHS

The Monarchs have had a habit of taking things down to the wire the past five seasons, playing in 59 games decided by one run. ODU played in nine one-run decisions last season, and the trend seems to be climbing this year, as the Monarchs have already played in seven one-run games, with three walk-off wins. Kurt Sinnen's walk-off hit against VMI on Wednesday marked the third for ODU, as Kyle Beam singled to beat Manhattan and Myers knocked one out of the park against Liberty.

2011	9
2012	9
2013	12
2014	15
2015	9
2016	7

BABE AND BUD

Everyone knows who Bud Metheny is in the baseball world, but little know that he was the last New York Yankee to wear No. 3, Babe Ruth's number, before it was retired in honor of the star in 1948. Bud played for the Yankees from 1938-47, where he played in the second and last game of the 1943 World Series as the Yankees defeated the St. Louis Cardinals. In 1984, to honor Bud and his days with the Yankees, Old Dominion University adopted the Yankees uniform with the blue pinstripes.

The 1940 William and Mary graduate (he earned his M.Ed from William and Mary in 1952) launched a managerial career in 1948 piloting the Boston Red Sox Class "D" team in Baxley, GA. He spent the next season in the Piedmont League (Class "B") playing outfield for the Portsmouth team in 1949-50, and managing the Newport News team in 1950. Despite those commitments, Metheny still found time to begin his 32-year Old Dominion career in the spring of 1948.

Metheny joined the athletic staff in 1948 as head baseball coach compiling a 423-363-6 record before retiring in 1980. He was honored by the NCAA as the Eastern Regional Coach of the Year in 1963 and 1964 when his Monarchs captured College Division crowns those two years. Metheny was named National Coach of the Year in 1964. In 1980, his final season as the Monarchs head coach, ODU captured the Virginia State Championship by defeating the University of Virginia.

TOUGH SCHEDULE AHEAD

The Baseball Monarchs are not a team to shy away from playing some of the toughest teams in the nation. ODU will once again face the cream of the crop in 2016. Three of ODU's opponents are ranked in the top 25 polls, including the Monarchs' fist matchup of the season NC State. Additionally, five of ODU's opponents advanced to the NCAA Regionals in 2015, two reached the Super Regionals and one went to Omaha for the College World Series, including eventual CWS

Champion UVA. The Monarchs have yet to face Florida Atlantic and Virginia, both of which are climbing up the rankings.

A FAMILY AFFAIR

Sam and Kurt Sinnen, fraternal twins, have been playing baseball together since they were little. They grew up and played at the same high school and now the same University. Sam made the decision to attend Old Dominion first and his brother quickly followed. The Sinnen family also made the decision to become the legal guardians of Turner Bishop, a young man who played baseball with the Sinnen twins at Kellam High School. Bishop has become one of the Monarchs most deadly hitters, starting some games as a designated hitter.

The family atmosphere doesn't stop there, as Grey Finwood is playing for his father, head coach Chris Finwood. Grey, now a sophomore at ODU, started in the first seven games for the Monarchs at first base.

EXTRA INNINGS WITH CHRIS FINWOOD

Extra Innings with Chris Finwood debuts March 7 on ESPN Radio 94.1. The show will air every Monday evening. Finwood will give a recap of the previous week's games and upcoming Monarch baseball games as well as player interviews with host and ODU Director of Broadcasting Ted Alexander.

NO RUNS FOR YOU

In ODU's opening two games, the Monarchs did not allow a run, marking the first time since 1992 that the program started the season two-straight shutouts. The games also marked the first time since 1995 that ODU has notched back-to-back shutouts. ODU opened the 1992 season with back-to-back shutouts over Coppin State (12-0 and 10-0) and put two together in 1995 with wins over Towson (7-0) at home then at Liberty (5-0).

OLD DOMINION MAKES BOLD STATEMENT (D1BASEBALL.COM THOUGHTS OF THE DAY - FEB. 20)

"I'll be very honest about the Monarchs. When doing the Conference USA preview a few weeks ago, I made the comment to one of my colleagues at D1Baseball that ODU felt like a team that had the potential to be very good in that league. The Monarchs had some projectable arms on the mound, and there was athleticism in the lineup with Connor Myers and others leading the charge.

Well, Chris Finwood's Monarchs are off to a terrific start this weekend, beating highly-ranked NC State 5-0 to start the season before beating Kent State 2-0 on Saturday to go to 2-0 on the season. ODU lefthander Jake Josephs, a consummate bulldog on the mound, impressed against the Flashes, allowing just four hits in five shutout frames, while righty Culver Lamb struck out five in 3.2 innings of shutout work.

With Rice looking vulnerable opening weekend against Arizona thus far, FIU scuffling against Ole Miss and other results around the league, ODU could definitely sneak into that top tier discussion."

C-USA PITCHER OF THE WEEK

Junior right-hander, Sam Sinnen, was named the Conference USA Pitcher of the Week for his efforts in the season-opening win over No. 10 NC State, as the league announced Monday afternoon.

Sinnen earned his first career weekly honor after holding No. 10 NC State to no runs and just two hits in five innings of work, as the Monarchs defeated the Wolfpack, 5-0, on opening day at the Caravelle Resort Tournament. He highlighted the day by ending the biggest NC State threat in the fourth inning by striking out the batter with two runners left on base.

Sinnen pitched a solid game before giving way in the sixth inning, finishing the game with three strikeouts and two walks as ODU opened the season with a win over a ranked opponent.

THREE TABBED PRESEASON ALL-CONFERENCE USA

Senior outfielder Connor Myers, junior pitcher Sam Sinnen and sophomore infielder Zach Rutherford represented the Monarchs on the C-USA preseason team, as Old Dominion was the only program to feature three athletes.

Myers finished the season hitting .302, knocking in 28 RBI on the season. He posted 17 multiple-hit games and 13-straight games with a hit. He was a threat once on base, as he stole 20 bases on 25 attempts, which ranked second in Conference USA. Myers led the outfield with 150 putouts, including two diving catches against Bryant and one against UAB that were both featured on SportsCenter Top-10.

Sinnen led team with a 6-3 record last season and a 2.84 ERA, which was second on the team. In 66.2 innings of work, he walked only 15 batters and paced the team with 53 strikeouts. Sinnen, who had been a part of three Monarch shutouts, recorded three saves and appeared in 21 games. He capped his sophomore campaign with Second Team All-Conference USA honors.

Rutherford started in 42-of-43 games, mostly at shortstop, as a freshman and was third on the team in hitting at .317 overall and .355 in 27 C-USA games. He recorded 13 multiple-hit games and knocked in a career high four RBI against nationally ranked Florida Atlantic. Rutherford committed only five errors and was named to the Conference USA All-Freshman squad at the conclusion of the season. Rutherford highlighted his freshman campaign by becoming just the

TWO-OUT HITTING		
PLAYER	AVG	RBI
Will Morgan	.400	3
Zach Rutherford	.375	4
Kurt Sinnen	.333	6
Nick Walker	.250	9
Kyle Beam	.222	2
Connor Myers	.294	4
Justin Hayes	.261	2
Jason McMurray	.154	2
Turner Bishop	.118	3
Nick Lustrino	.208	2
Grey Finwood	.214	0
Chris Livers	.091	0
Totals	.241	37

HITTING STREAKS		
PLAYER	LONGEST	CURRENT
Nick Walker	8	-
Kurt Sinnen	8	8
Zach Rutherford	7	7
Nick Lustrino	6	3
Connor Myers	6	2
Turner Bishop	5	5
Jason McMurray	4	1
Will Morgan	3	3
Chris Livers	3	1
Kyle Beam	3	-
Justin Hayes	3	-
Grey Finwood	2	2
Darius Gillus	1	1

REACHED BASE STREAKS		
PLAYER	LONGEST	CURRENT
Nick Walker	18	3
Connor Myers	15	6
Nick Lustrino	12	3
Zach Rutherford	12	12
Kurt Sinnen	11	11
Jason McMurray	8	1
Chris Livers	7	1
Grey Finwood	6	3
Turner Bishop	5	5
Kyle Beam	5	5
Will Morgan	3	3
Justin Hayes	3	1
Seth Woodard	1	1
Darius Gillus	1	1
Bryce Windham	1	-

CURRENT ODU STREAKS	
All Games	W7
Games at Bud Metheny Complex	W7
Road Games	L1
vs. Ranked Opponents	W1
vs. Conference (Home)	W7
vs. Conference (Away)	W1
vs. Non-Conference (Home)	W4

ODU 2016 RECORD WHEN...	
Overall	18-4
Non-Conference	15-4
Conference	3-0
Home	13-2
Away	2-2
Neutral	3-0
Day	15-3
Night	3-1
vs. Left hander	7-1
vs. Right hander	11-3
1-Run games	5-2
2-Run games	5-0
5+ Run games	6-1
Extra innings	2-1
Shutouts	2-0
When scoring 0-2 runs	1-2
When scoring 3-5 runs	6-2
When scoring 6-9 runs	7-0
When scoring 10+ runs	4-0
When opponent scores 0-2 runs	6-0
When opponent scores 3-5 runs	9-2
When opponent scores 6-9 runs	3-1
When opponent scores 10+ runs	0-1
When scoring in the 1st inning	9-0
When opponent scored in the 1st inning	1-0
When scoring First	14-2
When opponent scores first	4-2
When leading after 6 innings	16-0
When leading after 7 innings	14-1
When leading after 8 innings	17-1
When trailing after 6 innings	0-2
When trailing after 7 innings	2-1
When trailing after 8 innings	0-3
When tied after 6 innings	2-2
When tied after 7 innings	2-2
When tied after 8 innings	1-0
Hit 0 home runs	11-4
Hit 1 home run	5-0
Hit 2+ home runs	2-0
Opponent hits 0 home runs	13-3
Opponent hits 1 home run	3-1
Opponent hits 2+ home runs	2-0
When making 0 errors	5-0
When making 1 error	6-2
When making 2+ errors	7-2
When out-hit opponent	8-1
When out-hit by Opponent	6-3
When hits are tied	4-0

16th Baseball Monarch to be selected to the Collegiate Baseball and Baseball America Freshman All-American teams.

UVA AT HARBOR PARK

Old Dominion University baseball has announced that the contest against returning NCAA Champion Virginia will be played at Harbor Park on April 26 at noon. Last season, the Baseball Monarchs picked up their third consecutive win over nationally ranked UVA before a crowd of 6,029 fans on April 28. The audience marked the largest collegiate baseball crowd in state history, smashing the previous record of 5,421 that was set on May 3, 2011 at the Richmond Diamond for a Virginia-VCU game.

Tickets for the April 26th matchup are available online at www.YNotTix.com. All seats are General Admission and priced at \$10 each. Group tickets are also available for \$7. Tickets purchased in advance are only available online or through the ODU Ticket Office (Monday through Friday, 10am-6pm, Ted Constant Center, 757-683-4444). Tickets will be available on the day of the game at the Harbor Park Ticket Office.

HEAD COACH CHRIS FINWOOD

In just four years Chris Finwood, the 2014 ABCA East Region Coach of the Year, has put the Monarch program back into the national spotlight. Finwood won his 100th game at ODU with a 15-1 win over Charlotte on April 5th at ODU. The 2015 Monarchs defeated three nationally ranked and NCAA bound teams. ODU swept the home and home series against Virginia, took two of three from Rice and defeated FAU as well.

At the conclusion of the season, Finwood saw three players earn Conference USA honors, while freshman Zach Rutherford was named a Freshman All-American on two occasions.

Three Monarchs were selected into the MLB draft, as P.J. Higgins was picked in the 12th round by the Chicago Cubs, Greg Tomchick in the 27th round (No. 812) by the St. Louis Cardinals and Taylor Ostrich in the 34th round (1029 pick) by the Kansas City Royals.

EARLY SIGNING PERIOD

Devon Adams - C- 5'11 180-South Riding, Va. (Paul VI Catholic)

A native of South Riding, Virginia, Adams earned first team All-Washington Catholic Athletic Conference honors while representing Paul VI Catholic High School. He also was named a second-team All-Virginia Independent School Athletic Association honoree.

Kyle Battle - OF- 6'1 175- Glen Allen, Va. (Glen Allen)

A Glen Allen, Va. native, Battle started in the outfield for the Glen Allen Jaguars, helping the team win the state championship as a junior. He registered a .412 batting average last year, including six doubles and four homeruns. At the conclusion of his junior campaign, Battle racked up the awards, earning first team All-Conference, All-Region, All-State and All-Metro laurels. He was also a standout in the classroom and picked up VHSL first team academic honors.

Michael Blanchard - RHP- 6'6 175, Suffolk, Va. (Nansemond River)

Blanchard went 5-1 in 36 innings as a junior at Nansemond River. He struck out 41 batters and had a 2.21 ERA.

Zack Eggers - LHP- 6'1 170 Flower Mound, Texas (Flower Mound)

While playing for Flower Mound High School in Texas and representing the Dallas Mustangs in the summer, Eggers was named to the All-Tournament Team in Perfect Game Jupiter and was also named to the Top Prospect Team at The Perfect Game Underclass South showcase in Houston in 2014. He is also a black belt in Martial Arts.

Carson Henry - INF- 6'1" 180- Virginia Beach, Va. (Greenbrier Christian)

A native of Virginia Beach, Henry has started at shortstop for Greenbrier Christian High School in Chesapeake since his sophomore season. In 2015, he hit .377, led his squad in RBIs and helped Greenbrier Christian capture the 2015 State Championship.

Corey Klak - LHP- 6'4" 175- Chesapeake, Va. (Western Branch)

Klak, a Chesapeake, Va. native, has had two very good years for Western Branch high school. He went 10-1 on the mound his junior season and was an all-conference selection. As a sophomore helped lead his Western Branch High School team to a Regional Championship, taking down nationally ranked Cosby High School in the process. The team advanced to claim the State Championship after defeating Chantilly in the title game. Klak was voted by the league as the Rookie of the Year as a sophomore and was named to the All-Conference second team for pitching and was voted as the team's Most Improved Player as a junior.

Vinnie Pasquantino - 1B- 6'4" 210 Midlothian, Va. (James River)

Pasquantino comes from Midlothian, Va. where he was a member of the James River High School varsity squad. The 6'4" standout first baseman hit an incredible .537 as a junior with five homeruns, en route to earning first team All-Region 6A South and first team All-Metro honors.

Joe Strzelecki - RHP- 6'3 215- Boynton Beach, Fla. (Polk CC)

Strzelecki joins the Baseball Monarchs from Polk Community College where he threw 27.2 innings as a freshman. He accumulated a 3.15 ERA, while striking out 28 batters last season. He attended Santaluces High School in Boynton

Beach, Fla. and was a first team All-Conference selection along with MVP as a catcher and batted .386 as a senior.

John Wilson - LHP- 6' 170-Hampton, N.J. (North Hunterdon)

An all-state pitcher from North Hunterdon High School in Pittstown, New Jersey, John Wilson finished his junior campaign with an unblemished 7-0 record en route to leading his team to its first county championship since 1999. Wilson garnered first team All-Conference, All-Area, All-County and All-West Jersey accolades in both his sophomore and junior seasons. Additionally, he was named Skyland Conference Pitcher of the Year and Hunterdon County Democrat Player of the Year in 2015.

Jared Young - INF- 6'1" 180- Prince George, British Columbia, Canada (Connors State College)

Young grew up in Prince George, British Columbia where he played baseball and hockey at Kelowna Secondary School. During his freshman year at Minot State University, Young hit a team leading .398 with 25 extra base hits en route to earning NSIC All-Conference and Central D2 All-Region.

CONFERENCE USA BASEBALL SCHOOLS

Since its first season in 1996, Conference USA has established itself as a national power. Here are some of the league's accomplishments in its first 20 seasons:

- Six College World Series Appearances
- 63 NCAA Appearances
- Three National Players of the Year
- Three National Freshmen of the Year
- 144 All-Americans
- Schools have combined to win 40 or more games 62 times in the past 12 years
- Has had a team ranked No. 1 in the nation in four different seasons
- Hosted 14 NCAA Regionals and six Super Regionals

The 12 current members of C-USA have also accomplished the following:

- 2003 National Champions - Rice
- 98 all-time NCAA Appearances (66 since 1995)

2016 C-USA CHAMPIONSHIP

The 2016 Conference USA Championship will return to Hattiesburg, Miss. for the third year in a row and the sixth time in the league's history. Southern Miss also hosted the 2015, 2014, 2009, 2005 and 1996 C-USA Championships at Pete Taylor Park. The Championship will feature the top eight teams in regular-season league play, and the format features two double-elimination brackets, with a single-elimination championship game. The championship game on Sun., May 29 will air on CBS Sports.

ODU BASEBALL RADIO

STAR 1310 AM is the home for ODU Baseball. Catch games live on the flagship station in Norfolk. Those not broadcast on STAR 1310 can be found on Monarch Media through oduspports.com

THE BROADCAST LINEUP

March 25-27	at Rice
April 6	vs William & Mary
April 8-10	at FIU
April 12	at William & Mary
April 22-24	at LA Tech
April 26	vs UVA
May 6-8	at Charlotte
May 13-15	vs Middle Tennessee
May 17	at VCU (Key Dog Classic)

THE LAST TIME...

ODU TEAM...

Scored 30 or more runs in a game	2000 at Norfolk State (31)
Scored 20 or more runs in a game	April 2, 2014 vs. William & Mary (20)
Had 30 or more hits in a game	March 7, 2000 at Norfolk State (30)
Had 20 or more hits in a game	April 2, 2014 vs. William & Mary (21)
Hit five triples in a game	May 1, 1964 vs Lynchburg (5)
Hit six home runs in a game	May 14, 1992 vs James Madison (6)
Shut out an opponent	February 20, 2016 (2-0 vs Kent State)
Was shutout by an opponent	May 21, 2015 (0-2 vs Southern Miss)
Shut out a C-USA opponent	May 16, 2015 (11-0 at UAB)
Was shut out by a C-USA team	May 21, 2015 (0-2 vs Southern Miss)
Shut out a C-USA opponent in consecutive games	N/A
Swept a conference series at home	March 18-19, 2016 vs. WKU
Swept a conference series on the road	May 9-11, 2014 at Marshall
Was swept in a conference series at home	May 19-21, 2005 vs. UNCW
Was swept in a conference series on the road	March 27-29, 2015 at Middle Tennessee
Beat a ranked opponent	February 19, 2016 vs #10 NC State (5-0)
Won 10-straight games	March 17-April 2, 2006
Won 10-straight C-USA games	N/A
Won 10-straight games at home	March 15-April 15, 2006
Won 10-straight games on the road	1986
Won 40 games in a season	1994 (40)
Won a regular season conference championship	2007 (Colonial Athletic Association)
Won the conference tournament	1996 (Colonial Athletic Association)
Competed in the NCAA Regionals	2014 (at South Carolina)
Ended a game in a tie	1988 (3-3, at Virginia)
Turned a triple play	May 8, 2012 vs Longwood

AN ODU PLAYER...

Hit for the cycle	N/A
Hit three doubles in a game	May 11, 2010 (Chris Basker vs UMES)
Hit two triples in one game	March 2, 1005 (Evan Chipman vs Norfolk State)
Hit three home runs in one game	March 9, 2013 (Ben Verlander vs Northeastern)
Hit two home runs in one game	March 1, 2016 (Connor Myers vs Liberty)
Hit a walk-off home run	March 1, 2016 (Connor Myers vs Liberty)
Hit a grand slam	March 4, 1997 (Tony Gsell vs George Washington)
Hit two grand slams in one day	May 21, 2010 (Chris Buss at Hofstra)
Had 5+ RBI	March 16, 2016 (Nick Walker, 6)
Hit safely in 20-straight games	2010 (Chris Baker, 28 games)
Hit safely in 30-straight games	March 23, 2010 to February 26, 2011 (Chris Baker, 34 games)
Hit 20 home runs in one season	1997 (Ron Walker, 20)
Hit .400 for the season	2009 (Jake McAloose; .413)
Was the Conference Player of the Year	20011 (Kyle Hald - CAA)

AN ODU PITCHER...

Won 10 games	2007 (Anthony Shawler, 11)
Struck out 10 or more	April 15, 2006 (Jason Godin vs Northeastern, 18)
Threw a no-hitter	May 11, 2010 (9 inn.) (C.J. Huyett)
Threw a complete game (Win)	April 19, 2015 (Adam Bainbridge vs Marshall)
Pitched 10 or more innings	1972 (Jack Bakercs Xavier-Ohio) (13)

2016 NATIONAL RANKINGS (March 21)

D1BASEBALL.COM

Rank	Team	2016 Record
1	Florida	21-1
2	Texas A&M	18-2
3	Oregon State	15-2
4	North Carolina	17-2
5	Vanderbilt	17-3
6	TCU	16-3
7	Miami	16-4
8	Ole Miss	19-2
9	Louisville	16-4
10	LSU	14-5
11	Florida State	15-5
12	Clemson	16-3
13	NC State *	16-6
14	South Carolina	20-2
15	Mississippi State	14-6
16	Virginia *	15-6
17	California	11-6
18	UCLA	11-7
19	East Carolina	13-7
20	Arkansas	15-6
21	Long Beach State	14-6
22	Oklahoma State	13-7
23	Missouri State	17-2
24	Florida Atlantic *	15-3
25	Houston	13-6

USA TODAY COACHES

Rank	Team	2016 Record
1	Florida	21-1
2	Texas A&M	18-2
3	Oregon State	15-2
4	Vanderbilt	17-3
5	Miami	16-4
6	Texas Christian	16-3
7	North Carolina	17-2
8	Louisville	16-4
9	Mississippi	19-2
10	South Carolina	20-2
11	Florida State	15-5
12	Virginia *	15-6
13	Louisiana State	14-5
14	Missouri State	17-2
15	North Carolina State *	16-6
16	Mississippi State	14-6-1
17	Clemson	16-3
18	Arkansas	15-6
19	Florida Atlantic *	15-3
20	California	11-6
21	Georgia Tech	15-4
22	UC Santa Barbara	15-3
23	UCLA	11-7
24	Brigham Young	18-2
25	Oklahoma State	13-7

COLLEGIATE BASEBALL

Rank	Team	2016 Record
1.	Florida	21-1
2	Oregon St.	15-2
3	North Carolina	17-2
4	Texas A&M	18-2
5	Miami, Fla.	16-4
6	Mississippi	19-2
7	Louisville	16-4
8	Vanderbilt	17-3
9	Texas Christian	16-3
10	Missouri St.	17-2
11	Mississippi St.	14-6-1
12	Clemson	16-3
13	South Carolina	20-2
14	Florida St.	15-5
15	Louisiana St.	14-5
16	Virginia *	15-6
17	U.C. Santa Barbara	15-3
18	Florida Atlantic *	15-3
19	N.C. State *	16-6
20	California	11-6
21	Georgia Tech.	15-4
22	Alabama	13-6
23	Brigham Young	18-2
24	Long Beach St.	14-6
25	UCLA	11-7

NCBWA

Rank	Team	2016 Record
1	Florida	21-1
2	Texas A&M	18-2
3	Oregon State	15-2
4	Miami	16-4
5	TCU	16-3
6	Vanderbilt	17-3
7	North Carolina	17-2
8	Louisville	16-4
9	Ole Miss	19-2
10	Florida State	15-5
11	Virginia *	15-6
12	South Carolina	20-2
13	LSU	14-5
14	Mississippi State	14-6-1
15	Missouri State	17-2
16	N.C. State *	16-6
17	Clemson	16-3
18	California	11-6
19	Florida Atlantic *	15-3
20	Arkansas	15-6
21	UCLA	11-7
22	Oklahoma State	13-7
23	Houston	13-6
24	Oregon	9-7
25	Georgia Tech	15-4

FINWOOD CAREER ODU RECORD
BY OPPONENT

Team	Record
Appalachian State	1-0
Bryant	1-0
Campbell	0-2
Canisius	0-1
Charleston Southern	1-0
Charlotte	3-3
Coastal Carolina	0-1
Delaware	4-3
East Carolina	5-4
Florida Atlantic	2-5
FIU	5-2
George Mason	3-3
Georgia State	1-5
Georgia Tech	0-1
Hofstra	2-4
James Madison	4-2
Kentucky	0-1
Kent State	1-0
Liberty	3-6
Longwood	1-1
Long Island	2-1
LA Tech	5-1
Manhattan	1-0
Marist	1-1
Marshall	5-3
Maryland	0-2
Massachusetts	2-1
Middle Tennessee	2-6
Norfolk State	3-2
Northeastern	2-4
NC State	1-2
Penn	3-0
Princeton	2-0
Radford	1-0
Rice	4-5
Richmond	3-2
Rutgers	7-8
St. John's	1-0
St. Joseph's	1-0
Southern Miss	0-1
Temple	5-1
Towson	3-3
Virginia	3-2
VCU	3-6
VMI	12-1
Virginia State	1-0
Virginia Tech	0-1
UAB	2-4
UNC Wilmington	0-6
UTSA	3-3
West Virginia	1-2
Western Kentucky	4-2
William & Mary	7-3
Wofford	3-1
54 Opponents	130-118

* 2016 ODU Baseball Opponent

2016 MONARCHS

OLD DOMINION UNIVERSITY BASEBALL



**JUSTIN
HAYES**

#1

So., OF, 5-8, Chesapeake, Va.



**JASON
McMURRAY**

#2

RS-Sr., INF, 6-1, Des Moines, Iowa



**NICK
WALKER**

#4

Jr., INF/OF, 6-0, Virginia Beach, Va.



**GREYSON
FINWOOD**

#6

RS-So., INF, 6-3, Norfolk, Va.



**WILL
MORGAN**

#7


Fr., OF, 6-1, Middletown, N.J.



**CONNOR
MYERS**

#9

Sr., OF, 5-11, Middletown, Md.



**NICK
HARTMAN**

#10


Jr., RHP, 6-2, Katy, Texas



**KYLE
BEAM**

#11

Jr., C, 6-0, Hood River, Ore.



**KURT
SINNEN**

#14

Jr., C/1B, 5-11, Virginia Beach, Va.



**ZACH
RUTHERFORD**

#15


So., INF, 6-2, Chesapeake, Va.



**THOMAS
BUSBICE**

#16


Sr., RHP, 6-1, Papillion, Neb.



**CULVER
LAMB**

#17

So., RHP, 6-3, Virginia Beach, Va.



**GRAYSON
BAILEY**

#18

RS-Sr., LHP, 6-1, Virginia Beach, Va.



**DARIUS
GILLUS**

#19

RS-Fr., INF, 5-11, Chesterfield, Va.



**BRYCE
WINDHAM**

#20


Fr., INF, 6-0, Monroe, Mich.



**MORGAN
MAGUIRE**

#21

Fr., RHP, 6-2, Rumson, N.J.



**NICK
LUSTRINO**

#22

RS-Sr., INF, 6-0, Spring Lake, N.J.



**CORY
ALEXANDER II**

#23

Fr., OF, 5-11, Goochland, Va.



**BRETT
SMITH**

#24

Fr., RHP, 6-4, Chesapeake, Va.



**SETH
WOODARD**

#25

Fr., INF, 6-2, Newport News, Va.



**CHRIS
LIVERS**

#26

Sr., C, 5-9, Virginia Beach, Va.



**JAKE
JOSEPHS**

#28

RS-Jr., LHP, 5-11, Fairfax Station, Va.



**EVAN
BAER**

#29

Fr., INF, 6-1, Virginia Beach, Va.



**NATE
MATHESON**

#31

So., LHP, 6-3, Hampton, Va.

2016 MONARCHS

OLD DOMINION UNIVERSITY BASEBALL



VICTOR DIAZ
#32
RS-Sr., RHP, 6-0, Perth Amboy, N.J.



TURNER BISHOP
#33
Jr., OF, 6-1, Virginia Beach, Va.



SAM SINNEN
#34
Jr., RHP, 5-11, Virginia Beach, Va.



NEIL RING
#37
Fr., C, 5-10, Appomattox, Va.



ADAM BAINBRIDGE
#40
Jr., LHP, 6-3, Sinking Spring, Pa.




JOEY BENITEZ
#42
Jr., LHP, 6-1, Crofton, Md.



ISAIAH NELSON
#43
Fr., LHP, 5-11, Norfolk, Va.



DREW MOYER
#44
Fr., RHP, 6-6, Newport News, Va.



JACK JETT
#45
Fr., RHP, 6-4, Reedville, Va.



HEAD COACH CHRIS FINWOOD
#5
• VMI '88 • 5th year at ODU



ASST. COACH KARL NONEMAKER
#12
• Vanderbilt '02 • 5th year at ODU



ASST. COACH MIKE MARRON
#13
• College of the Holy Cross, '05
• 1st year at ODU



VOL. ASST. COACH LOGAN ROBBINS
#8
• Western Kentucky, '11
• 1st year at ODU



DIRECTOR OF BASEBALL OPS. BJ BURTON
• Western Kentucky '87 • 4th year at ODU



2015 STARTS BY POSITION/BATTING ORDER

Player	GS	Position											Batting Order								
		p	c	1b	2b	3b	ss	lf	cf	rf	of	dh	1st	2nd	3rd	4th	5th	6th	7th	8th	9th
15 Zach Rutherford	22	22	10	12
4 Nick Walker	22	22	.	.	12	10
2 Jason McMurray	22	.	.	.	22	5	1	15	1	.	.	
9 Connor Myers	22	22	.	.	.	22	
22 Nick Lustrino	21	21	1	19	1	.	
14 Kurt Sinnen	18	.	10	4	15	3	.	.	.	
6 Grey Finwood	16	.	.	16	12	4	
11 Kyle Beam	15	.	9	12	3	
33 Turner Bishop	12	5	2	1	2	1	5	1	
1 Justin Hayes	12	12	12	
7 Will Morgan	7	5	2	5	
34 Sam Sinnen	5	5	
40 Adam Bainbridge	5	5	
26 Chris Livers	5	.	3	3	2	
32 Victor Diaz	4	4	
25 Seth Woodard	4	.	.	2	.	1	1	1	2	.	
28 Jake Josephs	3	3	
24 Brett Smith	3	3	
42 Joey Benitez	2	2	

TEAM W-L RECORD WHEN STARTER

PITCHER:		
34 Sam Sinnen	5	(4-1)
40 Adam Bainbridge	5	(3-2)
32 Victor Diaz	4	(4-0)
24 Brett Smith	3	(3-0)
28 Jake Josephs	3	(2-1)
42 Joey Benitez	2	(2-0)
CATCHER:		
14 Kurt Sinnen	10	(9-1)
11 Kyle Beam	9	(7-2)
26 Chris Livers	3	(2-1)
FIRST BASE:		
6 Grey Finwood	16	(12-4)
14 Kurt Sinnen	4	(4-0)
25 Seth Woodard	2	(2-0)
SECOND BASE:		
2 Jason McMurray	22	(18-4)
THIRD BASE:		
22 Nick Lustrino	21	(18-3)
25 Seth Woodard	1	(0-1)
SHORTSTOP:		
15 Zach Rutherford	22	(18-4)
LEFT FIELD:		
1 Justin Hayes	12	(12-0)
7 Will Morgan	5	(3-2)
33 Turner Bishop	5	(3-2)
CENTER FIELD:		
9 Connor Myers	22	(18-4)
RIGHT FIELD:		
4 Nick Walker	22	(18-4)
DESIGNATED HITTER:		
33 Turner Bishop	7	(6-1)
11 Kyle Beam	6	(4-2)
14 Kurt Sinnen	4	(4-0)
7 Will Morgan	2	(2-0)
26 Chris Livers	2	(2-0)
25 Seth Woodard	1	(0-1)

TEAM W-L RECORD BY ORDER

LEADOFF:		
9 Connor Myers	22	(18-4)
2ND SPOT:		
4 Nick Walker	12	(10-2)
15 Zach Rutherford	10	(8-2)
3RD SPOT:		
15 Zach Rutherford	12	(10-2)
4 Nick Walker	10	(8-2)
CLEANUP:		
11 Kyle Beam	12	(9-3)
2 Jason McMurray	5	(4-1)
26 Chris Livers	3	(3-0)
33 Turner Bishop	2	(2-0)
5TH SPOT:		
14 Kurt Sinnen	15	(14-1)
11 Kyle Beam	3	(2-1)
26 Chris Livers	2	(1-1)
33 Turner Bishop	1	(1-0)
2 Jason McMurray	1	(0-1)
6TH SPOT:		
2 Jason McMurray	15	(14-1)
14 Kurt Sinnen	3	(3-0)
33 Turner Bishop	2	(1-1)
25 Seth Woodard	1	(0-1)
22 Nick Lustrino	1	(0-1)
7TH SPOT:		
22 Nick Lustrino	19	(17-2)
25 Seth Woodard	1	(0-1)
33 Turner Bishop	1	(1-0)
2 Jason McMurray	1	(0-1)
8TH SPOT:		
6 Grey Finwood	12	(10-2)
33 Turner Bishop	5	(3-2)
7 Will Morgan	2	(2-0)
25 Seth Woodard	2	(2-0)
22 Nick Lustrino	1	(1-0)
9TH SPOT:		
1 Justin Hayes	12	(12-0)
7 Will Morgan	5	(3-2)
6 Grey Finwood	4	(2-2)
33 Turner Bishop	1	(1-0)

2016 Old Dominion Baseball Overall Statistics for Old Dominion (as of Mar 25, 2016) (All games Sorted by Batting avg)

Record: 18-4 Home: 13-2 Away: 2-2 Neutral: 3-0 C-USA: 3-0

Player	avg	gp-gs	ab	r	h	2b	3b	hr	rbi	tb	slg%	bb	hp	so	gdp	ob%	sf	sh	sb-att	po	a	e	fld%
4 Nick Walker	.342	22-22	79	11	27	4	2	0	18	35	.443	22	0	14	1	.476	2	1	5-7	58	2	1	.984
9 Connor Myers	.337	22-22	89	22	30	7	0	3	13	46	.517	13	2	17	0	.429	1	2	5-9	53	1	1	.982
15 Zach Rutherford	.321	22-22	84	16	27	2	2	0	13	33	.393	11	3	12	2	.410	2	5	7-8	37	83	7	.945
7 Will Morgan	.318	11-7	22	4	7	1	1	0	3	10	.455	4	0	7	1	.423	0	0	1-2	9	0	2	.818
1 Justin Hayes	.294	21-12	51	12	15	2	1	0	10	19	.373	4	1	9	0	.351	1	1	5-7	15	2	1	.944
14 Kurt Sinnen	.269	21-18	67	8	18	3	1	1	12	26	.388	15	1	10	0	.400	2	1	2-2	111	7	2	.983
22 Nick Lustrino	.263	22-21	76	12	20	2	0	0	8	22	.289	15	2	5	3	.398	0	2	3-5	11	33	6	.880
11 Kyle Beam	.263	16-15	57	12	15	3	1	3	14	29	.509	7	0	17	2	.338	1	0	0-0	38	11	0	1.000
26 Chris Livers	.259	11-5	27	1	7	1	0	0	3	8	.296	2	0	4	0	.300	1	0	0-0	38	2	0	1.000
2 Jason McMurray	.238	22-22	84	14	20	6	1	1	13	31	.369	10	1	16	0	.320	2	2	3-3	52	62	2	.983
33 Turner Bishop	.233	19-12	43	6	10	2	0	1	6	15	.349	2	1	12	0	.283	0	0	1-1	3	0	0	1.000
19 Darius Gillus	.167	8-0	6	0	1	0	0	0	2	1	.167	1	0	3	0	.286	0	0	0-0	11	1	0	1.000
6 Grey Finwood	.125	21-16	48	6	6	1	0	0	2	7	.146	6	5	14	2	.283	1	1	2-2	152	10	3	.982
25 Seth Woodard	.000	6-4	11	2	0	0	0	0	0	0	.000	0	1	3	0	.083	0	0	1-1	10	3	0	1.000
20 Bryce Windham	.000	9-0	2	3	0	0	0	0	0	0	.000	1	0	1	0	.333	0	1	0-0	0	3	1	.750
23 Cory Alexander	.000	6-0	1	3	0	0	0	0	0	0	.000	0	0	1	0	.000	0	0	0-0	0	0	0	.000
Totals	.272	22	747	132	203	34	9	9	117	282	.378	113	17	145	11	.374	13	16	35-47	610	251	32	.964
Opponents	.262	22	774	99	203	35	2	8	87	266	.344	66	19	150	15	.333	6	13	19-26	577	206	41	.950

LOB - Team (197), Opp (170). DPs turned - Team (22), Opp (16). CI - Team (1), SINNEN, K 1. IBB - Team (4), LUSTRINO, N 2, WALKER, N 1, RUTHERFORD,Z 1, Opp (2). Picked off - HAYES, J 1, RUTHERFORD,Z 1, MORGAN, W 1, MYERS, C 1, WALKER, N 1.

(All games Sorted by Earned run avg)

Player	era	w-l	app	gs	cg	sho	sv	ip	h	r	er	bb	so	2b	3b	hr	b/avg	wp	hp	bk	sfa	sha
32 Victor Diaz	1.48	3-1	7	4	0	0/0	0	24.1	19	5	4	6	16	4	0	1	.213	1	0	1	1	1
34 Sam Sinnen	1.71	2-0	5	5	0	0/1	0	26.1	18	7	5	5	20	6	0	0	.188	1	3	1	1	1
18 Grayson Bailey	2.61	1-0	9	0	0	0/0	1	10.1	6	4	3	7	7	0	0	0	.176	3	1	0	0	2
24 Brett Smith	2.84	1-0	8	3	0	0/1	0	19.0	19	7	6	5	14	2	0	1	.279	0	0	1	1	3
17 Culver Lamb	3.18	2-1	9	0	0	0/1	1	17.0	18	9	6	4	17	3	0	1	.261	0	1	0	0	1
40 Adam Bainbridge	3.42	1-0	5	5	0	0/0	0	23.2	32	10	9	7	9	6	1	1	.340	0	3	0	1	0
28 Jake Josephs	3.57	2-1	9	3	0	0/1	0	17.2	17	7	7	3	8	2	1	1	.258	0	1	0	1	0
21 Morgan Maguire	4.05	1-0	12	0	0	0/0	1	13.1	11	7	6	1	15	2	0	1	.220	3	3	1	0	1
10 Nick Hartman	4.66	3-1	13	0	0	0/1	4	19.1	21	11	10	5	23	3	0	1	.276	5	0	0	0	1
42 Joey Benitez	5.30	1-0	8	2	0	0/0	0	18.2	21	11	11	8	10	3	0	1	.292	2	3	0	0	1
16 Thomas Busbice	8.00	1-0	9	0	0	0/0	0	9.0	12	9	8	3	5	3	0	0	.324	4	1	0	1	2
31 Nate Matheson	17.18	0-0	8	0	0	0/1	1	3.2	7	7	7	9	5	1	0	0	.389	2	1	1	0	0
44 Drew Moyer	45.00	0-0	1	0	0	0/0	0	1.0	2	5	5	3	1	0	0	0	.400	2	2	0	0	0
Totals	3.85	18-4	22	22	0	2/2	8	203.1	203	99	87	66	150	35	2	8	.262	23	19	5	6	13
Opponents	4.87	4-18	22	22	0	0/0	2	192.1	203	132	104	113	145	34	9	9	.272	19	17	2	13	16

PB - Team (4), SINNEN, K 3, LIVERS, C 1, Opp (2). Pickoffs - Team (8), BAINBRIDGE,A 4, BAILEY, G 1, JOSEPHS, J 1, LAMB, C 1, SMITH, B 1, Opp (5). SBA/ATT - SINNEN, K (11-14), HARTMAN, N (5-6), BEAM, K (4-6), LIVERS, C (4-4), BENITEZ, J (2-4),

2016 Old Dominion Baseball
Overall Statistics for Old Dominion (as of Mar 25, 2016)
(All games Sorted by Fielding pct)

Player	c	po	a	e	fld%	dp	sba	csb	sba%	pb	ci
11 Kyle Beam	49	38	11	0	1.000	1	4	2	.667	0	0
26 Chris Livers	40	38	2	0	1.000	0	4	0	1.000	1	0
25 Seth Woodard	13	10	3	0	1.000	0	0	0	---	0	0
19 Darius Gillus	12	11	1	0	1.000	0	0	0	---	0	0
34 Sam Sinnen	9	4	5	0	1.000	0	2	0	1.000	0	0
42 Joey Benitez	7	1	6	0	1.000	0	2	2	.500	0	0
40 Adam Bainbridge	6	1	5	0	1.000	1	0	0	---	0	0
24 Brett Smith	6	2	4	0	1.000	1	2	0	1.000	0	0
28 Jake Josephs	4	2	2	0	1.000	0	2	0	1.000	0	0
18 Grayson Bailey	3	0	3	0	1.000	0	2	1	.667	0	0
33 Turner Bishop	3	3	0	0	1.000	0	0	0	---	0	0
32 Victor Diaz	2	0	2	0	1.000	0	0	1	.000	0	0
16 Thomas Busbice	2	1	1	0	1.000	0	0	0	---	0	0
4 Nick Walker	61	58	2	1	.984	1	0	0	---	0	0
14 Kurt Sinnen	120	111	7	2	.983	4	11	3	.786	3	1
2 Jason McMurray	116	52	62	2	.983	18	0	0	---	0	0
6 Grey Finwood	165	152	10	3	.982	17	0	0	---	0	0
9 Connor Myers	55	53	1	1	.982	0	0	0	---	0	0
15 Zach Rutherford	127	37	83	7	.945	14	0	0	---	0	0
1 Justin Hayes	18	15	2	1	.944	0	0	0	---	0	0
22 Nick Lustrino	50	11	33	6	.880	4	0	0	---	0	0
7 Will Morgan	11	9	0	2	.818	0	0	0	---	0	0
20 Bryce Windham	4	0	3	1	.750	0	0	0	---	0	0
17 Culver Lamb	4	0	2	2	.500	0	0	1	.000	0	0
10 Nick Hartman	2	1	0	1	.500	0	5	1	.833	0	0
21 Morgan Maguire	3	0	1	2	.333	0	2	1	.667	0	0
31 Nate Matheson	1	0	0	1	.000	0	2	0	1.000	0	0
23 Cory Alexander	0	0	0	0	.000	0	0	0	---	0	0
44 Drew Moyer	0	0	0	0	.000	0	0	0	---	0	0
Totals	893	610	251	32	.964	22	19	7	.731	4	1
Opponents	824	577	206	41	.950	16	35	12	.745	2	0

2016 Old Dominion Baseball
Batting Leaders for Old Dominion (as of Mar 25, 2016)
(All games)

Hitting minimums - 1 Games 50 AB
 Pitching minimums - 1 Games 40 IP

Batting avg		Slugging pct		On base pct	
1. 4 Nick Walker	.342	1. 9 Connor Myers	.517	1. 4 Nick Walker	.476
2. 9 Connor Myers	.337	2. 11 Kyle Beam	.509	2. 9 Connor Myers	.429
3. 15 Zach Rutherford	.321	3. 4 Nick Walker	.443	3. 15 Zach Rutherford	.410
4. 1 Justin Hayes	.294	4. 15 Zach Rutherford	.393	4. 14 Kurt Sinnen	.400
5. 14 Kurt Sinnen	.269	5. 14 Kurt Sinnen	.388	5. 22 Nick Lustrino	.398
Runs scored		Hits		Runs batted in	
1. 9 Connor Myers	22	1. 9 Connor Myers	30	1. 4 Nick Walker	18
2. 15 Zach Rutherford	16	2. 15 Zach Rutherford	27	2. 11 Kyle Beam	14
3. 2 Jason McMurray	14	4 Nick Walker	27	3. 15 Zach Rutherford	13
4. 3 tied at.....	12	4. 2 Jason McMurray	20	9 Connor Myers	13
		22 Nick Lustrino	20	2 Jason McMurray	13
Doubles		Triples		Home runs	
1. 9 Connor Myers	7	1. 15 Zach Rutherford	2	1. 11 Kyle Beam	3
2. 2 Jason McMurray	6	4 Nick Walker	2	9 Connor Myers	3
3. 4 Nick Walker	4	3. 5 tied at...	1	3. 2 Jason McMurray	1
4. 11 Kyle Beam	3			14 Kurt Sinnen	1
14 Kurt Sinnen	3			33 Turner Bishop	1
Total bases		Walks		Hit by pitch	
1. 9 Connor Myers	46	1. 4 Nick Walker	22	1. 6 Grey Finwood	5
2. 4 Nick Walker	35	2. 14 Kurt Sinnen	15	2. 15 Zach Rutherford	3
3. 15 Zach Rutherford	33	22 Nick Lustrino	15	3. 22 Nick Lustrino	2
4. 2 Jason McMurray	31	4. 9 Connor Myers	13	9 Connor Myers	2
5. 11 Kyle Beam	29	5. 15 Zach Rutherford	11	5. 5 tied at.....	1
Sac bunts		Sac flies		Stolen bases	
1. 15 Zach Rutherford	5	1. 2 Jason McMurray	2	1. 15 Zach Rutherford	7
2. 9 Connor Myers	2	14 Kurt Sinnen	2	2. 4 Nick Walker	5
2 Jason McMurray	2	15 Zach Rutherford	2	1 Justin Hayes	5
22 Nick Lustrino	2	4 Nick Walker	2	9 Connor Myers	5
5. 5 tied at.....	1	5. 5 tied at.....	1	5. 2 tied at.....	3
Caught stealing		Steal attempts		Stolen base pct	
1. 9 Connor Myers	4	1. 9 Connor Myers	9	1. 2 Jason McMurray	1.000
2. 4 Nick Walker	2	2. 15 Zach Rutherford	8	14 Kurt Sinnen	1.000
22 Nick Lustrino	2	3. 1 Justin Hayes	7	3. 15 Zach Rutherford	.875
1 Justin Hayes	2	4 Nick Walker	7	4. 4 Nick Walker	.714
5. 2 tied at.....	1	5. 22 Nick Lustrino	5	1 Justin Hayes	.714
Strikeouts		Grounded into DP		Total plate appearances	
1. 9 Connor Myers	17	1. 22 Nick Lustrino	3	1. 9 Connor Myers	107
11 Kyle Beam	17	2. 15 Zach Rutherford	2	2. 15 Zach Rutherford	105
3. 2 Jason McMurray	16	6 Grey Finwood	2	3. 4 Nick Walker	104
4. 4 Nick Walker	14	11 Kyle Beam	2	4. 2 Jason McMurray	99
6 Grey Finwood	14	5. 2 tied at.....	1	5. 22 Nick Lustrino	95
At bats		Games played		Game starts	
1. 9 Connor Myers	89	1. 2 Jason McMurray	22	1. 4 Nick Walker	22
2. 15 Zach Rutherford	84	9 Connor Myers	22	2 Jason McMurray	22
2 Jason McMurray	84	15 Zach Rutherford	22	15 Zach Rutherford	22
4. 4 Nick Walker	79	4 Nick Walker	22	9 Connor Myers	22
5. 22 Nick Lustrino	76	22 Nick Lustrino	22	5. 22 Nick Lustrino	21
Games as sub					
1. 20 Bryce Windham	9				
1 Justin Hayes	9				
3. 19 Darius Gillus	8				
4. 33 Turner Bishop	7				
5. 2 tied at.....	6				

**2016 Old Dominion Baseball
Pitching Leaders for Old Dominion (as of Mar 25, 2016)
(All games)**

Hitting minimums - 1 Games 50 AB
Pitching minimums - 1 Games 40 IP

Earned run avg	Opposing bat avg	Won-loss pct
Wins	Losses	Saves
1. 32 Victor Diaz 3	1. 17 Culver Lamb 1	1. 10 Nick Hartman 4
10 Nick Hartman 3	10 Nick Hartman 1	2. 21 Morgan Maguire 1
3. 34 Sam Sinnen 2	32 Victor Diaz 1	18 Grayson Bailey 1
17 Culver Lamb 2	28 Jake Josephs 1	17 Culver Lamb 1
28 Jake Josephs 2		31 Nate Matheson 1
Innings pitched	Batters struck out	Appearances
	1. 10 Nick Hartman 23	1. 10 Nick Hartman 13
	2. 34 Sam Sinnen 20	2. 21 Morgan Maguire 12
	3. 17 Culver Lamb 17	3. 4 tied at..... 9
	4. 32 Victor Diaz 16	
	5. 21 Morgan Maguire 15	
Games started	Games finished	Games in relief
1. 34 Sam Sinnen 5	1. 10 Nick Hartman 10	1. 10 Nick Hartman 13
40 Adam Bainbridge 5	2. 31 Nate Matheson 3	2. 21 Morgan Maguire 12
3. 32 Victor Diaz 4	3. 21 Morgan Maguire 2	3. 16 Thomas Busbice 9
4. 28 Jake Josephs 3	17 Culver Lamb 2	18 Grayson Bailey 9
24 Brett Smith 3	5. 5 tied at..... 1	17 Culver Lamb 9
Wild pitches	Balks	Hit batters
1. 10 Nick Hartman 5	1. 34 Sam Sinnen 1	1. 34 Sam Sinnen 3
2. 16 Thomas Busbice 4	31 Nate Matheson 1	40 Adam Bainbridge 3
3. 18 Grayson Bailey 3	21 Morgan Maguire 1	21 Morgan Maguire 3
21 Morgan Maguire 3	24 Brett Smith 1	42 Joey Benitez 3
5. 3 tied at..... 2	32 Victor Diaz 1	5. 44 Drew Moyer 2
Intentional BB allowed	Runners picked off	Batters SO out looking
1. 32 Victor Diaz 1	1. 40 Adam Bainbridge 4	1. 10 Nick Hartman 7
10 Nick Hartman 1	2. 18 Grayson Bailey 1	2. 21 Morgan Maguire 5
	24 Brett Smith 1	3. 17 Culver Lamb 4
	28 Jake Josephs 1	42 Joey Benitez 4
	17 Culver Lamb 1	32 Victor Diaz 4
Sac bunts allowed	Sac flies allowed	Hits allowed
1. 24 Brett Smith 3	1. 6 tied at..... 1	
2. 16 Thomas Busbice 2		
18 Grayson Bailey 2		
4. 6 tied at..... 1		
Runs allowed	Earned runs allowed	Walks allowed
Doubles allowed	Triples allowed	Home runs allowed

2016 Old Dominion Baseball
Fielding Leaders for Old Dominion (as of Mar 25, 2016)
(All games)

Hitting minimums - 1 Games
 Pitching minimums - 1 Games 40 IP

<table border="0"> <thead> <tr> <th colspan="2" style="background-color: #e0e0e0;">Fielding pct</th> </tr> </thead> <tbody> <tr><td>1. 11 Kyle Beam</td><td style="text-align: right;">1.000</td></tr> <tr><td>26 Chris Livers</td><td style="text-align: right;">1.000</td></tr> <tr><td>25 Seth Woodard</td><td style="text-align: right;">1.000</td></tr> <tr><td>19 Darius Gillus</td><td style="text-align: right;">1.000</td></tr> <tr><td>33 Turner Bishop</td><td style="text-align: right;">1.000</td></tr> </tbody> </table>	Fielding pct		1. 11 Kyle Beam	1.000	26 Chris Livers	1.000	25 Seth Woodard	1.000	19 Darius Gillus	1.000	33 Turner Bishop	1.000	<table border="0"> <thead> <tr> <th colspan="2" style="background-color: #e0e0e0;">Chances</th> </tr> </thead> <tbody> <tr><td>1. 6 Grey Finwood</td><td style="text-align: right;">165</td></tr> <tr><td>2. 15 Zach Rutherford</td><td style="text-align: right;">127</td></tr> <tr><td>3. 14 Kurt Sinnen</td><td style="text-align: right;">120</td></tr> <tr><td>4. 2 Jason McMurray</td><td style="text-align: right;">116</td></tr> <tr><td>5. 4 Nick Walker</td><td style="text-align: right;">61</td></tr> </tbody> </table>	Chances		1. 6 Grey Finwood	165	2. 15 Zach Rutherford	127	3. 14 Kurt Sinnen	120	4. 2 Jason McMurray	116	5. 4 Nick Walker	61	<table border="0"> <thead> <tr> <th colspan="2" style="background-color: #e0e0e0;">Putouts</th> </tr> </thead> <tbody> <tr><td>1. 6 Grey Finwood</td><td style="text-align: right;">152</td></tr> <tr><td>2. 14 Kurt Sinnen</td><td style="text-align: right;">111</td></tr> <tr><td>3. 4 Nick Walker</td><td style="text-align: right;">58</td></tr> <tr><td>4. 9 Connor Myers</td><td style="text-align: right;">53</td></tr> <tr><td>5. 2 Jason McMurray</td><td style="text-align: right;">52</td></tr> </tbody> </table>	Putouts		1. 6 Grey Finwood	152	2. 14 Kurt Sinnen	111	3. 4 Nick Walker	58	4. 9 Connor Myers	53	5. 2 Jason McMurray	52
Fielding pct																																						
1. 11 Kyle Beam	1.000																																					
26 Chris Livers	1.000																																					
25 Seth Woodard	1.000																																					
19 Darius Gillus	1.000																																					
33 Turner Bishop	1.000																																					
Chances																																						
1. 6 Grey Finwood	165																																					
2. 15 Zach Rutherford	127																																					
3. 14 Kurt Sinnen	120																																					
4. 2 Jason McMurray	116																																					
5. 4 Nick Walker	61																																					
Putouts																																						
1. 6 Grey Finwood	152																																					
2. 14 Kurt Sinnen	111																																					
3. 4 Nick Walker	58																																					
4. 9 Connor Myers	53																																					
5. 2 Jason McMurray	52																																					
<table border="0"> <thead> <tr> <th colspan="2" style="background-color: #e0e0e0;">Assists</th> </tr> </thead> <tbody> <tr><td>1. 15 Zach Rutherford</td><td style="text-align: right;">83</td></tr> <tr><td>2. 2 Jason McMurray</td><td style="text-align: right;">62</td></tr> <tr><td>3. 22 Nick Lustrino</td><td style="text-align: right;">33</td></tr> <tr><td>4. 11 Kyle Beam</td><td style="text-align: right;">11</td></tr> <tr><td>5. 6 Grey Finwood</td><td style="text-align: right;">10</td></tr> </tbody> </table>	Assists		1. 15 Zach Rutherford	83	2. 2 Jason McMurray	62	3. 22 Nick Lustrino	33	4. 11 Kyle Beam	11	5. 6 Grey Finwood	10	<table border="0"> <thead> <tr> <th colspan="2" style="background-color: #e0e0e0;">Errors</th> </tr> </thead> <tbody> <tr><td>1. 15 Zach Rutherford</td><td style="text-align: right;">7</td></tr> <tr><td>2. 22 Nick Lustrino</td><td style="text-align: right;">6</td></tr> <tr><td>3. 6 Grey Finwood</td><td style="text-align: right;">3</td></tr> <tr><td>4. 5 tied at.....</td><td style="text-align: right;">2</td></tr> </tbody> </table>	Errors		1. 15 Zach Rutherford	7	2. 22 Nick Lustrino	6	3. 6 Grey Finwood	3	4. 5 tied at.....	2	<table border="0"> <thead> <tr> <th colspan="2" style="background-color: #e0e0e0;">Fielding double plays</th> </tr> </thead> <tbody> <tr><td>1. 2 Jason McMurray</td><td style="text-align: right;">18</td></tr> <tr><td>2. 6 Grey Finwood</td><td style="text-align: right;">17</td></tr> <tr><td>3. 15 Zach Rutherford</td><td style="text-align: right;">14</td></tr> <tr><td>4. 14 Kurt Sinnen</td><td style="text-align: right;">4</td></tr> <tr><td>22 Nick Lustrino</td><td style="text-align: right;">4</td></tr> </tbody> </table>	Fielding double plays		1. 2 Jason McMurray	18	2. 6 Grey Finwood	17	3. 15 Zach Rutherford	14	4. 14 Kurt Sinnen	4	22 Nick Lustrino	4		
Assists																																						
1. 15 Zach Rutherford	83																																					
2. 2 Jason McMurray	62																																					
3. 22 Nick Lustrino	33																																					
4. 11 Kyle Beam	11																																					
5. 6 Grey Finwood	10																																					
Errors																																						
1. 15 Zach Rutherford	7																																					
2. 22 Nick Lustrino	6																																					
3. 6 Grey Finwood	3																																					
4. 5 tied at.....	2																																					
Fielding double plays																																						
1. 2 Jason McMurray	18																																					
2. 6 Grey Finwood	17																																					
3. 15 Zach Rutherford	14																																					
4. 14 Kurt Sinnen	4																																					
22 Nick Lustrino	4																																					
<table border="0"> <thead> <tr> <th colspan="2" style="background-color: #e0e0e0;">Stolen bases against</th> </tr> </thead> <tbody> <tr><td>1. 14 Kurt Sinnen</td><td style="text-align: right;">11</td></tr> <tr><td>2. 10 Nick Hartman</td><td style="text-align: right;">5</td></tr> <tr><td>3. 26 Chris Livers</td><td style="text-align: right;">4</td></tr> <tr><td>11 Kyle Beam</td><td style="text-align: right;">4</td></tr> <tr><td>5. 7 tied at.....</td><td style="text-align: right;">2</td></tr> </tbody> </table>	Stolen bases against		1. 14 Kurt Sinnen	11	2. 10 Nick Hartman	5	3. 26 Chris Livers	4	11 Kyle Beam	4	5. 7 tied at.....	2	<table border="0"> <thead> <tr> <th colspan="2" style="background-color: #e0e0e0;">Caught stealing by</th> </tr> </thead> <tbody> <tr><td>1. 14 Kurt Sinnen</td><td style="text-align: right;">3</td></tr> <tr><td>2. 42 Joey Benitez</td><td style="text-align: right;">2</td></tr> <tr><td>11 Kyle Beam</td><td style="text-align: right;">2</td></tr> <tr><td>4. 5 tied at.....</td><td style="text-align: right;">1</td></tr> </tbody> </table>	Caught stealing by		1. 14 Kurt Sinnen	3	2. 42 Joey Benitez	2	11 Kyle Beam	2	4. 5 tied at.....	1	<table border="0"> <thead> <tr> <th colspan="2" style="background-color: #e0e0e0;">Steal attempts against</th> </tr> </thead> <tbody> <tr><td>1. 14 Kurt Sinnen</td><td style="text-align: right;">14</td></tr> <tr><td>2. 10 Nick Hartman</td><td style="text-align: right;">6</td></tr> <tr><td>11 Kyle Beam</td><td style="text-align: right;">6</td></tr> <tr><td>4. 26 Chris Livers</td><td style="text-align: right;">4</td></tr> <tr><td>42 Joey Benitez</td><td style="text-align: right;">4</td></tr> </tbody> </table>	Steal attempts against		1. 14 Kurt Sinnen	14	2. 10 Nick Hartman	6	11 Kyle Beam	6	4. 26 Chris Livers	4	42 Joey Benitez	4		
Stolen bases against																																						
1. 14 Kurt Sinnen	11																																					
2. 10 Nick Hartman	5																																					
3. 26 Chris Livers	4																																					
11 Kyle Beam	4																																					
5. 7 tied at.....	2																																					
Caught stealing by																																						
1. 14 Kurt Sinnen	3																																					
2. 42 Joey Benitez	2																																					
11 Kyle Beam	2																																					
4. 5 tied at.....	1																																					
Steal attempts against																																						
1. 14 Kurt Sinnen	14																																					
2. 10 Nick Hartman	6																																					
11 Kyle Beam	6																																					
4. 26 Chris Livers	4																																					
42 Joey Benitez	4																																					
<table border="0"> <thead> <tr> <th colspan="2" style="background-color: #e0e0e0;">Passed balls</th> </tr> </thead> <tbody> <tr><td>1. 14 Kurt Sinnen</td><td style="text-align: right;">3</td></tr> <tr><td>2. 26 Chris Livers</td><td style="text-align: right;">1</td></tr> </tbody> </table>	Passed balls		1. 14 Kurt Sinnen	3	2. 26 Chris Livers	1	<table border="0"> <thead> <tr> <th colspan="2" style="background-color: #e0e0e0;">Catchers interference</th> </tr> </thead> <tbody> <tr><td>1. 14 Kurt Sinnen</td><td style="text-align: right;">1</td></tr> </tbody> </table>	Catchers interference		1. 14 Kurt Sinnen	1																											
Passed balls																																						
1. 14 Kurt Sinnen	3																																					
2. 26 Chris Livers	1																																					
Catchers interference																																						
1. 14 Kurt Sinnen	1																																					