



# 2016 ODU BASEBALL

**ODU MONARCHS (18-7, 3-3 C-USA)**

*Probable Starter*

**Wednesday:** LHP Adam Bainbridge

**VIRGINIA CAVALIERS (17-8, 5-4 ACC)**

*Probable Starter*

**Wednesday:** LHP Daniel Lynch

## SCHEDULE/RESULTS (18-7, 3-3)

FEBRUARY (6-1)		
Fri. 19	#10 NC State (1)	W, 5-0
Sat. 20	Kent State (1)	W, 2-0
Sun. 21	Appalachian State (1)	W, 12-3
Tue. 23	Norfolk State	W, 5-3
Fri. 26	Manhattan (2)	W, 6-5
Sat. 27	Virginia Tech (2)	L, 1-22
Sun. 28	Delaware (2)	W, 10-4

MARCH (12-6)		
Tue. 1	Liberty	W, 7-6
Fri. 4	Rutgers	W, 4-2
Sat. 5	Rutgers	W, 7-4
Sun. 6	Rutgers	L, 2-5
Wed. 9	VCU	W, 3-1
Fri. 11	West Virginia	L, 3-4
Sat. 12	West Virginia	W, 5-4 (10)
Sun. 13	West Virginia	L, 5-6 (12)
Tue. 15	Princeton	W, 7-6
Wed. 16	Princeton	W, 10-4
Fri. 18	WKU *	W, 8-3
Fri. 18	WKU *	W, 4-2
Sun. 20	WKU *	W, 12-8
Tue. 22	VMI	W, 8-2
Wed. 23	VMI	W, 6-5
Fri. 25	Rice *	L, 1-3
Sat. 26	Rice *	L, 2-6
Sun. 27	Rice *	L, 2-8
Wed. 30	#20 Virginia	5:00 p.m.

APRIL (0-0)		
Fri. 1	Florida Atlantic *	6:00 p.m.
Sat. 2	Florida Atlantic *	3:00 p.m.
Sun. 3	Florida Atlantic *	1:00 p.m.
Wed. 6	William & Mary	6:00 p.m.
Fri. 8	FIU *	7:00 p.m.
Sat. 9	FIU *	6:00 p.m.
Sun. 10	FIU *	12:00 p.m.
Tue. 12	William & Mary	7:00 p.m.
Fri. 15	UTSA *	6:00 p.m.
Sat. 16	UTSA *	4:00 p.m.
Sun. 17	UTSA *	12:00 p.m.
Tue. 19	VMI	6:00 p.m.
Fri. 22	LA Tech *	7:00 p.m.
Sat. 23	LA Tech *	4:00 p.m.
Sun. 24	LA Tech *	12:00 p.m.
Tue. 26	Virginia (#)	12:00 p.m.
Fri. 29	UAB *	6:00 p.m.
Sat. 30	UAB *	3:00 p.m.

MAY (0-0)		
Sun. 1	UAB *	1:00 p.m.
Fri. 6	Charlotte *	6:00 p.m.
Sat. 7	Charlotte *	2:00 p.m.
Sun. 8	Charlotte *	1:00 p.m.
Wed. 11	Liberty	3:00 p.m.
Fri. 13	MTSU *	6:00 p.m.
Sat. 14	MTSU *	3:00 p.m.
Sun. 15	MTSU *	12:30 p.m.
Tue. 17	VCU (+)	7:00 p.m.
Thu. 19	Marshall *	2:00 p.m.
Fri. 20	Marshall *	2:00 p.m.
Sat. 21	Marshall *	2:00 p.m.
W-S 25-29	C-USA Tournament	TBA

Home games in **BOLD**  
 (\*) C-USA Game  
 (1) Caravelle Resort Tournament hosted by CCU  
 (2) ODU Baseball Tournament  
 (#) Game at Harbor Park  
 (+) Game at War Memorial (Keydog Classic)  
*Rankings based on D1Baseball Poll*

## HOW TO TUNE IN

Listen to the games live through ODU's stream on Monarch Media (odusports.com). Fans can sign up for the stream on the ODU website (odusports.com) for \$9.95 per month. The live webcast and live stats can be found on virginiasports.com.

## SERIES RECORD

Last season, the ODU defeated the Cavaliers twice, including a 14-5 victory on Virginia's home field. The Baseball Monarchs hold a 32-26-2 advantage in the all-time series since its inception in 1965 and are 3-2 under head coach Chris Finwood.

## ABOUT ODU (18-7, 3-3 C-USA)

Old Dominion is coming off three-game series sweep by Rice to move to 18-7 overall and 3-3 in Conference USA action. Despite falling to the Owls, the Baseball Monarchs rank in the top 5 in seven different batting statistics. ODU is first in walks (119), triples (9) and sacrifice flies (13), second in at bats (839), third in total plate appearances (1,005) and is fifth in runs scored (137) and runs batted in (121).

On the defensive end, ODU holds a 4.04 ERA and ranks first in the league in saves (8) and second in runners picked off (8). The Monarchs are also efficient when it comes to double plays, as the team ranks second in C-USA with 26 on the year (1.04 per game). In just conference games, ODU has fielded eight double-plays to lead the league.

After pitching a solid five innings on Sunday against Rice, Victor Diaz continues to lead the conference with a 1.53 ERA in 29.1 innings pitched. Opponents are hitting just .222 against him, which is good for eighth in the league. Senior CF Connor Myers continues to be the team's leading hitter at .317 and tops the team with a .475 slugging percentage.

## Projected Starter: Adam Bainbridge (Jr., LHP, 4.78 ERA, 1-1)

Adam is making his first appearance on the mound in a mid-week game. He holds a 1-1 record and a 4.78 ERA after pitching in 26.1 innings.

**2015:** Team best ERA at 2.39 ... Complete game victory over Marshall ... Fanned career high six vs. Marshall ... Opponents hit .215 ... 4-1 with a 2.57 ERA in C-USA games.

## FIRST PITCH

**SITE:** Charlottesville, Va.  
 Davenport Field  
**RADIO:** Monarch Media  
**WEBCAST:** virginiasports.com  
**STATS:** virginiasports.com

## ODU BASEBALL MEDIA

**CONTACT:** Maggie Bonner  
**EMAIL:** meroy@odu.edu  
**TWITTER:** @ODUSports  
 @ODUBaseball

## 2016 SEASON HIGHLIGHTS

- Two consecutive shutouts (NC State 5-0 & Kent State 2-0) to start the season. The shutouts marked the first time since 1995 ODU has had two straight and the first time since 1992 the Monarchs have opened the season with two shutouts.
- 4-0 start marks the best start for ODU since starting the 2007 season with four victories.
- Myers' walk-off home run against Liberty was the first since Mike Perez led off the bottom of the ninth inning with a solo homer against Longwood at the Bud on May 15, 2013.
- ODU's earned its first 3-0 start to C-USA play and first sweep to open conference play since 2008 (Delaware) after defeating WKU three times.
- Kurt Sinnen's walk-off hit against VMI marked the third for ODU this season. Kyle Beam singled to beat Manhattan and Myers knocked one out of the park against Liberty.

## PROBABLE STARTERS BY POSITION (SUBJECT TO CHANGE)

POS.	NO.	NAME	BA	GP-GS	H	2B	3B	HR	RBI
C	11	Kyle Beam	.231	18-17	15	3	1	3	14
1B	14	Kurt Sinnen	.253	24-20	19	3	1	1	12
2B	2	Jason McMurray	.237	25-25	22	7	1	1	13
3B	22	Nick Lustrino	.247	25-24	21	2	0	0	9
SS	15	Zach Rutherford	.292	25-25	28	3	2	0	14
LF	1	Justin Hayes	.288	24-15	17	2	1	0	10
CF	9	Connor Myers	.317	25-25	32	7	0	3	14
RF	4	Nick Walker	.297	25-25	27	4	2	0	18
DH	33	Turner Bishop	.245	22-14	12	2	0	1	6

P	NO.	NAME	W-L	ERA	IP	H	ER	SO	BB
LHP	40	Adam Bainbridge	1-1	4.78	26.1	37	14	10	9

**STATISTICAL BREAKDOWN**

**VS VIRGINIA**

Monarchs	Hitting	Cavaliers
.257	<b>AVG.</b>	.318
.354	<b>SLUG</b>	.438
.356	<b>OB%</b>	.374
137	<b>RUNS</b>	179
216	<b>HITS</b>	282
36	<b>2B</b>	54
9	<b>3B</b>	7
9	<b>HR</b>	13
121	<b>RBI</b>	152
174	<b>SO</b>	113
119	<b>BB</b>	74
36-50	<b>SB-SA</b>	11-21
Monarchs	Pitching	Cavaliers
4.04	<b>ERA</b>	4.46
227.1	<b>IP</b>	224.0
158	<b>SO</b>	194
.270	<b>B/AVG.</b>	.250

**C-USA PLAYERS OF THE WEEK**

Feb. 22	H	Esteban Puerta, 1B, FAU
<b>Feb. 22</b>	<b>P</b>	<b>Sam Sinnen, RHP, ODU</b>
Feb. 29	H	Thomas Peter, LF, WKU
Feb. 29	P	Tyler Clancy, LHP, LA Tech
Mar. 7	H	Chandler Hall, SS, LA Tech
Mar. 7	P	Jon Duplantier, RHP, Rice
Mar. 14	H	Drew Ober, DH, Charlotte
Mar. 14	P	Ricardo Salinas, RHP, Rice
Mar. 21	H	Kerr (FAU) & Sandlin (USM)
Mar. 21	P	Aaron Burns, RHP, UTSA
Mar. 28	H	Charlie Warren, RF, Rice
Mar. 28	P	Jon Duplantier, RHP, Rice

P - Pitcher  
H - Hitter

**SCOUTING UVA (17-8, 5-4 ACC)**

No. 20 Virginia enters the matchup with a 17-8 overall record after falling in the rubber game of a three-game series at No. 7 Louisville, 15-0, Sunday afternoon at Jim Patterson Stadium. Tommy Doyle took the loss (1-3), allowing six runs in 4.0 innings of work.

After leading the Virginia baseball program to its first NCAA Championship last season, head coach Brian O'Connor is now in his 13th season as the head coach of the Cavaliers. He holds a career record of 575-209-2 and a 230-126-1 record in ACC play and guided the program to its 12th-consecutive NCAA tournament appearance a season ago. Virginia is one of just six programs in the nation to earn a berth in the NCAA tournament in each of the last 12 seasons.

**Projected Starter:**

**Game One: Daniel Lynch (Fr., LHP, 6.75 ERA, 1-2)**

Named Perfect Game Honorable Mention All-American ... Was First-Team All-Colonial Conference selection ... Recorded 0.97 ERA his junior year, when he was tabbed a First-Team Class 5A All-State ... Also earned All-Region and All-Metro honors ... Was teammates for three years with current UVA teammate Jack Gerstenmaier ... Earned Academic All-State honors and was member of National Honor Society ... Played travel team baseball with Richmond Baseball Academy West

**LAST TIME OUT**

The Old Dominion baseball team suffered a series sweep after falling to the Rice Owls 8-2 on Sunday afternoon at Reckling Park. The Monarchs fell to 18-7 overall and 3-3 in Conference USA, while the Owls improved to 14-9 and 5-1 in league action.

After Ricardo Salinas retired six straight ODU batters, including five strikeouts, the Monarchs got in a groove in the top of the third. Nick Lustrino led off single to right and was followed by another hit to right field by designated hitter Turner Bishop. Both runners advanced a bag after a passed ball, giving Connor Myers the change to hit a RBI single to left field. Rutherford grounded out to second base, but scored Bishop in the process to give ODU the 2-0 lead. Rice added one run to the board in the bottom of the inning, but two fly outs for the final two batters left a run stranded for the Owls.

Rice added four more runs in the bottom of the seventh to take a 5-2 lead. Connor Myers misplayed a fly ball allowing two Owls to touch home plate, while Hunter Kopycinski and Dayne Wunderlich each recorded an RBI hit. The Rice bats stayed alive in the bottom of the eighth as the team scored three more runs, including two off a home run by Grayson Lewis.

Bishop finished the day 1-for-2 with a run scored, while Lustrino went 1-for-3 with a run of his own. Victor Diaz pitched the first 5.0 innings for the Monarchs and recorded two strikeouts. Nick Hartman suffered the loss after allowing three runs on two hits in the seventh inning.

Salinas earned the win for the Owls, pitching 7.0 innings and with nine strikeouts against 26 batters faced. Glenn Otto earned his fourth save of the season after going 2.0 innings with one strikeout. Teykl led the Owls with a 2-for-3 showing with 2 RBIs and a run scored.

The Baseball Monarchs are back in action on Tuesday against the defending national champions UVA in Charlottesville, Va. First pitch is scheduled for 4 p.m.

ODU | 002 000 000 - 2 6 1  
Rice | 001 000 43X - 8 13 1

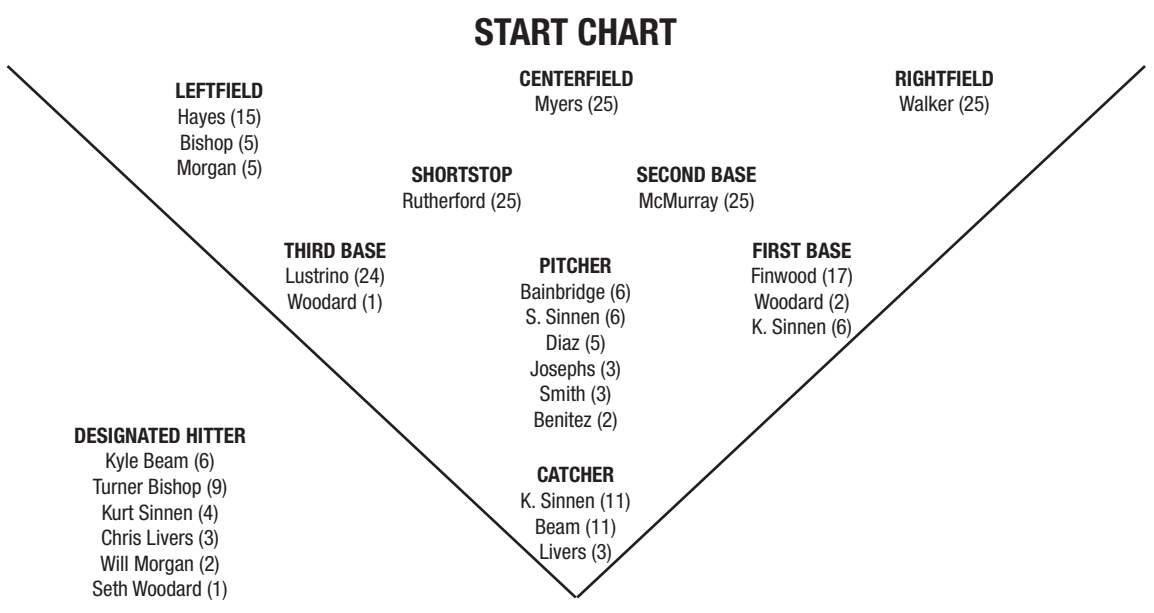
ODU | Victor Diaz, Jake Josephs (6), Nick Hartman (7), Morgan Maguire (7), Joey Benitez (8)  
Rice | Ricardo Salinas, Glenn Otto (8)

Win | Ricardo Salinas  
Loss | Nick Hartman  
Save | Glenn Otto

ROSTER BREAKDOWN		
<b>PITCHERS: 15 (9 RHP, 6 LHP)</b>		
10	Nick Hartman	RHP
16	Thomas Busbice	RHP
17	Culver Lamb	RHP
18	Grayson Bailey	LHP
21	Morgan Maguire	RHP
24	Brett Smith	RHP
28	Jake Josephs	LHP
31	Nate Matheson	LHP
32	Victor Diaz	RHP
34	Sam Sinnen	RHP
40	Adam Bainbridge	LHP
42	Joey Benitez	LHP
43	Isaiah Nelson	LHP
44	Drew Moyer	RHP
45	Jack Jett	RHP
<b>OUTFIELDERS: (6)</b>		
1	Justin Hayes	L/L
4	Nick Walker	R/R
7	Will Morgan	L/R
9	Connor Myers	R/R
23	Cory Alexander II	R/R
33	Turner Bishop	L/L
<b>INFIELDERS: (8)</b>		
2	Jason McMurray	R/R
6	Grey Finwood	R/R
15	Zach Rutherford	R/R
19	Darius Gillus	R/R
20	Bryce Windham	L/R
22	Nick Lustrino	L/R
25	Seth Woodard	R/R
29	Evan Baer	R/R
<b>CATCHERS: (4)</b>		
11	Kyle Beam	R/R
14	Kurt Sinnen	L/R
26	Chris Livers	R/R
37	Neil Ring	R/R
<b>BATTING HAND:</b>		
Right	20	
Left	13	
<b>THROWING HAND:</b>		
Right	25	
Left	8	
<b>STATE:</b>		
Iowa	1	
Maryland	2	
Michigan	1	
Nebraska	1	
New Jersey	4	
Oregon	1	
Pennsylvania	1	
Texas	1	
Virginia	21	
<b>CLASS:</b>		
Seniors	7	
Juniors	9	
Sophomores	5	
Freshmen	12	

No.	Name	Pos.	B/T	Ht.	Wt.	Yr.	Hometown (Last School)
1	Justin Hayes	OF	L/L	5-8	150	So.	Chesapeake, Va. (Western Branch)
2	Jason McMurray	INF	R/R	6-1	200	RSr.	West Des Moines, Iowa (Iowa Western)
4	Nick Walker	INF/OF	R/R	6-0	195	Jr.	Virginia Beach, Va. (Kellam)
6	Grey Finwood	INF	R/R	6-3	200	RSo.	Norfolk, Va. (Maury)
7	Will Morgan	OF	L/R	6-1	180	Fr.	Middletown, N.J. (Christian Brothers Academy)
9	Connor Myers	OF	R/R	5-11	180	Sr.	Middletown, Md. (Middletown)
10	Nick Hartman	RHP	R/R	6-2	180	Jr.	Katy, Texas (LSU-Eunice)
11	Kyle Beam	C	R/R	6-0	225	Jr.	Hood River, Ore. (Lane CC) (Hood River Valley)
14	Kurt Sinnen	C/1b	L/R	5-11	200	Jr.	Virginia Beach, Va. (Kellam)
15	Zach Rutherford	INF	R/R	6-2	180	So.	Chesapeake, Va. (Western Branch)
16	Thomas Busbice	RHP	R/R	6-1	205	Sr.	Papillion, Neb. (Iowa Western)
17	Culver Lamb	RHP	R/R	6-3	195	So.	Virginia Beach, Va. (Chipola College)
18	Grayson Bailey	LHP	L/L	6-1	210	RSr.	Virginia Beach, Va. (Lee University)
19	Darius Gillus	INF	R/R	5-11	205	RFr.	Chesterfield, Va. (L.C. Bird)
20	Bryce Windham	INF	L/R	6-0	170	Fr.	Monroe, Mich. (Saint Mary Catholic Central)
21	Morgan Maguire	RHP	L/R	6-2	205	Fr.	Rumson, N.J. (Rumson-Fair Haven Regional)
22	Nick Lustrino	INF	L/R	6-0	185	RSr.	Spring Lake, N.J. (Manasquan)
23	Cory Alexander II	OF	R/R	6-0	170	Fr.	Goochland, Va. (Goochland)
24	Brett Smith	RHP	R/R	6-4	195	Fr.	Chesapeake, Va. (Grassfield)
25	Seth Woodard	INF	R/R	6-2	220	Fr.	Newport News, Va. (Woodside)
26	Chris Livers	C	R/R	5-9	180	Sr.	Virginia Beach, Va. (First Colonial)
28	Jake Josephs	LHP	L/L	5-11	190	RJr.	Fairfax Station, Va. (South County)
29	Evan Baer	INF	R/R	6-1	200	Fr.	Virginia Beach, Va. (Princess Anne)
31	Nate Matheson	LHP	L/L	6-3	225	So.	Hampton, Va. (Kecoughtan)
32	Victor Diaz	RHP	R/R	6-0	195	RSr.	Perth Amboy, N.J. (St. Joseph's)
33	Turner Bishop	OF	L/L	6-1	195	Jr.	Virginia Beach, Va. (Kellam)
34	Sam Sinnen	RHP	R/R	5-11	205	Jr.	Virginia Beach, Va. (Kellam)
37	Neil Ring	C	R/R	5-10	195	Fr.	Appomattox, Va. (Blair Academy)
40	Adam Bainbridge	LHP	L/L	6-3	190	Jr.	Sinking Spring, Pa. (Wilson)
42	Joey Benitez	LHP	L/L	6-1	185	Jr.	Crofton, Md. (Archbishop Spalding)
43	Isaiah Nelson	LHP	L/L	5-11	170	Fr.	Norfolk, Va. (Norfolk Academy)
44	Drew Moyer	RHP	R/R	6-6	200	Fr.	Newport News, Va. (Woodside)
45	Jack Jett	RHP	R/R	6-4	205	Fr.	Reedville, Va. (Northumberland)

<p><b>Coaching Staff:</b>                  Head Coach: 5 - Chris Finwood (VMI, '88), 5th season                  Assistant Coach: 12 - Karl Nonemaker                  Assistant Coach: 13 - Mike Marron                  Volunteer Coach: 8 - Logan Robbins                  Director of Operations - B.J. Burton</p>	<p><b>Pronunciation Guide</b>                  16 - Thomas Busbice (Bus-biss)                  22 - Nick Lust-ree-no                  26 - Chris Livers (Lie-vers)                  29 - Evan Baer (Bear)                  AC - Karl Nonemaker (None-ah-maker)</p>
--	--



### 2016 BASEBALL STANDINGS

	C-USA				All Games						
	W-L	Pct.	H	A	W-L	Pct.	H	A	N	L-10	Streak
Florida Atlantic	5-1	.833	3-0	2-1	18-4	.818	12-2	4-2	2-0	8-2	W 3
Southern Miss	5-1	.833	3-0	2-1	19-6	.760	13-2	3-2	3-2	7-3	W 3
Rice	5-1	.833	3-0	2-1	14-9	.609	10-8	4-1	0-0	6-4	W 5
<b>Old Dominion</b>	<b>3-3</b>	<b>.500</b>	<b>3-0</b>	<b>0-3</b>	<b>18-7</b>	<b>.720</b>	<b>13-2</b>	<b>2-5</b>	<b>3-0</b>	<b>7-3</b>	<b>L 3</b>
Louisiana Tech	3-3	.500	2-1	1-2	13-7	.650	8-2	3-4	2-0	6-4	W 4
WKU	3-3	.500	3-0	0-3	14-9	.609	8-3	4-6	2-0	5-5	W 3
Marshall	3-3	.500	1-2	2-1	13-9	.591	10-3	3-5	0-1	7-3	W 2
Charlotte	3-3	.500	2-1	1-2	12-12	.500	10-9	2-3	0-0	6-4	W 1
FIU	2-4	.333	1-2	1-2	12-15	.444	10-9	2-6	0-0	4-6	L 2
UAB	2-4	.333	2-1	0-3	9-15	.375	9-7	0-8	0-0	3-7	L 3
Middle Tennessee	1-5	.167	1-2	0-3	12-12	.500	7-5	4-7	1-0	3-7	L 3
UTSA	1-5	.167	1-2	0-3	10-12	.455	6-7	4-5	0-0	2-8	L 4

#### QUICK FACTS

##### GENERAL INFORMATION

Location ..... Norfolk, Va. 23529  
 Enrollment ..... 24,672  
 Founded .1930 (Norfolk Division of College of W&M)  
 Nickname ..... Monarchs  
 Colors ..... Slate Blue, Silver, Light Blue  
 Stadium ..... Bud Metheny Baseball Complex (2,500)  
 Dimensions ..... LF & RF (325), CF (395), Alleys (375)  
 Surface ..... Natural Grass  
 Press Box Phones ..... 757-683-5036 / 4142  
 Conference ..... Conference USA

##### UNIVERSITY PERSONNEL

President ..... John R. Broderick (Northeastern)  
 Faculty Representative ..... Tim Seibles  
 Athletic Director . Dr. Wood Selig (Washington & Lee)  
 Assoc. Athletic Director (Baseball) ..... Deb Polca  
 Athletic Department Phone ..... 757-683-3375  
 Athletic Ticket Office ..... 757-683-4444

##### COACHING STAFF

Head Coach ..... Chris Finwood (VMI '88)  
 Record at ODU ..... 112-113 (5th season)  
 Career Record ..... 354-364 (14th year)  
 Assistant Coaches .....  
 ..... Karl Nonemaker (Vanderbilt '02)  
 ..... Mike Marron (Holy Cross, '05)  
 ..... Logan Robbins (WKU, '11) / Volunteer  
 Director of Operations ..... B.J. Burton  
 Office Phone ..... 757-683-4230

##### TEAM INFORMATION

2015 Record ..... 27-29  
 2015 C-USA Record ..... 13-17 (7th)  
 School Record For Wins ..... 50-11 in 1985  
 Conference Championships .....  
 ..... '85 (Sun Belt), '94, '95, '96 (CAA)  
 NCAA Appearances .....  
 ..... '82, '85, '90, '94, '95, '96, '00, '14  
 Starting Pos. Players Returning/Lost ..... 4/5  
 Starting Pitchers Returning/Lost ..... 4/1  
 Letterman Returning/Lost ..... 18/13

#### THE NITTY GRITTY

Old Dominion is 18-7 overall and according to WarrenNolan.com has a RPI rating of 31 and is ranked 66th in strength of schedule. The Baseball Monarchs are 3-3 against top 50 RPI teams, 9-3 against 51-100, 2-1 against 101-200 and 4-0 against 200+ RPI teams. ODU is also a part of the conference that is 127-82 overall with the fourth highest conference RPI in the nation (0.5416) out of 31 total conferences. The SEC ranks first, followed by the ACC and Pac 12. C-USA is ranked ahead of two power five conferences, the Big 12 (5) and Big Ten (8).

#### HOME AWAY FROM HOME

Old Dominion will host 28 games at the Bud Metheny Baseball Complex this season, including 15 Conference USA games. The natural grass stadium seats 2,500 people and houses one of the best atmospheres in college baseball. This season, ODU is 13-2 at home. The Monarchs had its six-game home winning streak snapped against Virginia Tech on Feb. 27, but have responded and are on a seven-game winning streak at home currently and a seven-game C-USA winning streak at the Bud.

#### THICK AS THIEVES

The Old Dominion Monarchs have already stolen 36 bases this season in 50 attempts, as 11 different players have stolen at least one base so far. ODU's opponents have only stolen 21-of-29 bases this season. Zach Rutherford leads the way on the base path with seven steals in eight attempts. As a team, the Monarchs rank 40th in the nation in total stolen bases and first in C-USA, while ranking 60th in stolen bases per game (1.44), which is third in the conference. Individually, Rutherford is 147th in the nation and seventh in the league with seven.

Below is the season's breakdown.

Player	SB	ATT
Rutherford	7	8
Myers	6	10
Walker	5	7
Hayes	5	8
McMurray	3	4
Lustrino	3	5
Finwood	2	2
K. Sinnen	2	2
Morgan	1	2
Woodard	1	1
Bishop	1	1
<b>Totals</b>	<b>36</b>	<b>50</b>

#### RECEIVING VOTES

Old Dominion enters the week of competition receiving votes in the National Collegiate Baseball Writers Association (NCBWA) Division I Poll. Florida Atlantic (17) is the only C-USA school

#### UPCOMING GAMES IN C-USA

##### Wednesday, March 30

Marshall at Morehead State 2:00p  
 Old Dominion at (14) Virginia 4:00p  
 (2) Miami (Fla.) at (17) Florida Atlantic 5:30p  
 McNeese State at Louisiana Tech 6:00p

##### Friday, April 1

**Southern Miss at Charlotte 5:00p**  
**(17) Florida Atlantic at Old Dominion 5:00p**  
**Louisiana Tech at Marshall (CH) 5:00p**  
**FIU at UTSA 6:00p**  
**Rice at Middle Tennessee 6:00p**  
**WKU at UAB 6:30p**

##### Saturday, April 2

**Southern Miss at Charlotte 1:00p**  
**(17) Florida Atlantic at Old Dominion 2:00p**  
**Louisiana Tech at Marshall (CH) 2:00p**  
**FIU at UTSA 2:00p**  
**WKU at UAB 2:00p**  
**Rice at Middle Tennessee 3:00p**

All Times Central  
**Conference games in bold**  
 BB&T – BB&T Stadium, Charlotte, N.C.  
 CH – Charleston, W. Va.

MULTI-HIT GAMES					
PLAYER	2	3	4	5+	TOTAL
Zach Rutherford	5	3	-	-	8
Nick Walker	3	4	-	-	7
Kyle Beam	5	1	-	-	6
Nick Lustrino	6	-	-	-	6
Jason McMurray	6	-	-	-	6
Connor Myers	2	2	2	-	6
Justin Hayes	3	1	-	-	4
Kurt Sinnen	2	-	-	-	2
Will Morgan	2	-	-	-	2
<b>TEAM</b>	<b>34</b>	<b>11</b>	<b>2</b>	<b>0</b>	<b>47</b>

CAREER MULTI-HIT GAMES					
PLAYER	2	3	4	5+	TOTAL
Connor Myers	31	11	3	-	45
Nick Walker	27	8	1	-	36
Zach Rutherford	11	10	-	-	21
Jason McMurray	15	2	-	-	17
Nick Lustrino	12	-	-	-	12
Justin Hayes	7	2	-	-	9
Kurt Sinnen	6	-	-	-	6
Chris Livers	2	-	-	-	2
Kyle Beam	5	1	-	-	6
Will Morgan	2	-	-	-	2

MULTI-RBI GAMES					
PLAYER	2	3	4	5+	TOTAL
Nick Walker	3	-	-	1	4
Kyle Beam	2	2	-	-	4
Connor Myers	3	1	-	-	4
Jason McMurray	2	1	-	-	3
Kurt Sinnen	1	1	-	-	2
Justin Hayes	2	-	-	-	2
Turner Bishop	1	-	-	-	1
Will Morgan	-	1	-	-	1
Grey Finwood	1	-	-	-	1
Zach Rutherford	-	1	-	-	1
<b>TEAM</b>	<b>15</b>	<b>7</b>	<b>0</b>	<b>1</b>	<b>23</b>

CAREER MULTI-RBI GAMES					
PLAYER	2	3	4	5+	TOTAL
Nick Walker	18	2	-	1	21
Connor Myers	8	8	-	-	16
Jason McMurray	4	3	1	-	8
Zach Rutherford	2	2	1	-	5
Kyle Beam	2	2	-	-	4
Nick Lustrino	3	-	-	-	3
Kurt Sinnen	2	1	-	-	3
Justin Hayes	3	-	-	-	3
Chris Livers	1	-	-	-	1
Turner Bishop	1	-	-	-	1
Will Morgan	-	1	-	-	1
Grey Finwood	1	-	-	-	1

ranked, while ODU, Rice and Southern Miss are receiving votes. The number of votes is not known, as the point getters are listed alphabetically.

The Monarchs are also receiving votes in the most recent *USA Today* Coaches Poll. The Baseball Monarchs are getting 3 votes, putting them 43rd in the poll.

**REACHING NEW HEIGHTS**

The Baseball Monarchs continued its best start in a decade by moving to 18-4 after taking two against the VMI Keydets. The record marked the best 22-game start since 2006 (19-3) and after sweeping the Hilltoppers in the C-USA opening weekend, ODU recorded its first ever 3-0 start to C-USA play and its first sweep to open conference play since 2008 against Delaware. In the Monarchs 8-2 win over VMI on March 22, the team hit for the cycle with the first four batters of the game. Myers notched a double, Rutherford hit a single, Walker posted a triple and Kyle Beam knocked one out of the park.

**COMMONWEALTH SUCCESS**

Since head coach Chris Finwood took over the program in 2012, ODU has had great success over other schools from the Commonwealth State. The Monarchs have been especially dominant at home against in-state competition, holding a 25-15 record in games played at either the Bud Metheny Baseball Complex, Harbor Park or War Memorial Stadium. In the four games against teams from Virginia this season, ODU is 5-1, including a 3-1 mark against returning Super Regional participant VCU. The Monarchs defeated Norfolk State, Liberty and VCU so far this season, but fell to Virginia Tech. ODU is set to face VMI one more, along with a home and away series with Virginia and William and Mary.

**OVERALL RECORD VS VIRGINIA TEAMS**

vs. VMI   14-1	vs. Richmond   3-2	Virginia Tech   0-1
vs. Virginia   3-2	vs. Radford   1-0	
vs. James Madison   4-2	vs. Norfolk State   3-2	
vs. George Mason   3-3	vs. W&M   7-3	
vs. VCU   3-6	vs. Va. State   1-0	
vs. Liberty   3-6	Longwood   1-1	

**CARDIAC MONARCHS**

The Monarchs have had a habit of taking things down to the wire the past 10 seasons, playing in 115 games decided by one run. The school record for most one-run games was set during the 1988 season under Mark Newman when they team played in 23 close games. ODU played in nine one-run decisions last season, and the trend seems to be climbing this year, as the Monarchs have already played in seven one-run games, with three walk-off wins. Kurt Sinnen's walk-off hit against VMI marked the third for ODU, as Kyle Beam singled to beat Manhattan and Myers knocked one out of the park against Liberty.

2007	12	2012	9
2008	10	2013	12
2009	15	2014	15
2010	17	2015	9
2011	9	<b>2016</b>	<b>7</b>

**BABE AND BUD**

Everyone knows who Bud Metheny is in the baseball world, but little know that he was the last New York Yankee to wear No. 3, Babe Ruth's number, before it was retired in honor of the star in 1948. Bud played for the Yankees from 1938-47, where he played in the second and last game of the 1943 World Series as the Yankees defeated the St. Louis Cardinals. In 1984, to honor Bud and his days with the Yankees, Old Dominion University adopted the Yankees uniform with the blue pinstripes.

The 1940 William and Mary graduate (he earned his M.Ed from William and Mary in 1952) launched a managerial career in 1948 piloting the Boston Red Sox Class "D" team in Baxley, GA. He spent the next season in the Piedmont League (Class "B") playing outfield for the Portsmouth team in 1949-50, and managing the Newport News team in 1950. Despite those commitments, Metheny still found time to begin his 32-year Old Dominion career in the spring of 1948.

Metheny joined the athletic staff in 1948 as head baseball coach compiling a 423-363-6 record before retiring in 1980. He was honored by the NCAA as the Eastern Regional Coach of the Year in 1963 and 1964 when his Monarchs captured College Division crowns those two years. Metheny was named National Coach of the Year in 1964. In 1980, his final season as the Monarchs head coach, ODU captured the Virginia State Championship by defeating the University of Virginia.

**TOUGH SCHEDULE AHEAD**

The Baseball Monarchs are not a team to shy away from playing some of the toughest teams in the nation. ODU will once again face the cream of the crop in 2016. Three of ODU's opponents are ranked in the top 25 polls, including the Monarchs' fist matchup of the season NC State. Additionally, five of ODU's opponents advanced to the NCAA Regionals in 2015, two reached the Super Regionals and one went to Omaha for the College World Series, including eventual CWS

Champion UVA. The Monarchs have yet to face Florida Atlantic and Virginia, both of which are climbing up the rankings.

### A FAMILY AFFAIR

Sam and Kurt Sinnen, fraternal twins, have been playing baseball together since they were little. They grew up and played at the same high school and now the same University. Sam made the decision to attend Old Dominion first and his brother quickly followed. The Sinnen family also made the decision to become the legal guardians of Turner Bishop, a young man who played baseball with the Sinnen twins at Kellam High School. Bishop has become one of the Monarchs most deadly hitters, starting some games as a designated hitter.

The family atmosphere doesn't stop there, as Grey Finwood is playing for his father, head coach Chris Finwood. Grey, now a sophomore at ODU, started in the first seven games for the Monarchs at first base.

### EXTRA INNINGS WITH CHRIS FINWOOD

Extra Innings with Chris Finwood debuts March 7 on ESPN Radio 94.1. The show will air every Monday evening. Finwood will give a recap of the previous week's games and upcoming Monarch baseball games as well as player interviews with host and ODU Director of Broadcasting Ted Alexander.

### NO RUNS FOR YOU

In ODU's opening two games, the Monarchs did not allow a run, marking the first time since 1992 that the program started the season two-straight shutouts. The games also marked the first time since 1995 that ODU has notched back-to-back shutouts. ODU opened the 1992 season with back-to-back shutouts over Coppin State (12-0 and 10-0) and put two together in 1995 with wins over Towson (7-0) at home then at Liberty (5-0).

### OLD DOMINION MAKES BOLD STATEMENT (D1BASEBALL.COM THOUGHTS OF THE DAY - FEB. 20)

"I'll be very honest about the Monarchs. When doing the Conference USA preview a few weeks ago, I made the comment to one of my colleagues at D1Baseball that ODU felt like a team that had the potential to be very good in that league. The Monarchs had some projectable arms on the mound, and there was athleticism in the lineup with Connor Myers and others leading the charge.

Well, Chris Finwood's Monarchs are off to a terrific start this weekend, beating highly-ranked NC State 5-0 to start the season before beating Kent State 2-0 on Saturday to go to 2-0 on the season. ODU lefthander Jake Josephs, a consummate bulldog on the mound, impressed against the Flashes, allowing just four hits in five shutout frames, while righty Culver Lamb struck out five in 3.2 innings of shutout work.

With Rice looking vulnerable opening weekend against Arizona thus far, FIU scuffling against Ole Miss and other results around the league, ODU could definitely sneak into that top tier discussion."

### C-USA PITCHER OF THE WEEK

Junior right-hander, Sam Sinnen, was named the Conference USA Pitcher of the Week for his efforts in the season-opening win over No. 10 NC State, as the league announced Monday afternoon.

Sinnen earned his first career weekly honor after holding No. 10 NC State to no runs and just two hits in five innings of work, as the Monarchs defeated the Wolfpack, 5-0, on opening day at the Caravelle Resort Tournament. He highlighted the day by ending the biggest NC State threat in the fourth inning by striking out the batter with two runners left on base.

Sinnen pitched a solid game before giving way in the sixth inning, finishing the game with three strikeouts and two walks as ODU opened the season with a win over a ranked opponent.

### THREE TABBED PRESEASON ALL-CONFERENCE USA

Senior outfielder Connor Myers, junior pitcher Sam Sinnen and sophomore infielder Zach Rutherford represented the Monarchs on the C-USA preseason team, as Old Dominion was the only program to feature three athletes.

Myers finished the season hitting .302, knocking in 28 RBI on the season. He posted 17 multiple-hit games and 13-straight games with a hit. He was a threat once on base, as he stole 20 bases on 25 attempts, which ranked second in Conference USA. Myers led the outfield with 150 putouts, including two diving catches against Bryant and one against UAB that were both featured on SportsCenter Top-10.

Sinnen led team with a 6-3 record last season and a 2.84 ERA, which was second on the team. In 66.2 innings of work, he walked only 15 batters and paced the team with 53 strikeouts. Sinnen, who had been a part of three Monarch shutouts, recorded three saves and appeared in 21 games. He capped his sophomore campaign with Second Team All-Conference USA honors.

Rutherford started in 42-of-43 games, mostly at shortstop, as a freshman and was third on the team in hitting at .317 overall and .355 in 27 C-USA games. He recorded 13 multiple-hit games and knocked in a career high four RBI against nationally ranked Florida Atlantic. Rutherford committed only five errors and was named to the Conference USA All-Freshman squad at the conclusion of the season. Rutherford highlighted his freshman campaign by becoming just the

TWO-OUT HITTING		
PLAYER	AVG	RBI
Kyle Beam	.182	2
Turner Bishop	.111	3
Grey Finwood	.250	1
Darius Gillus	.000	0
Justin Hayes	.231	2
Chris Livers	.091	0
Nick Lustrino	.192	2
Jason McMurray	.167	2
Will Morgan	.400	3
Connor Myers	.316	4
Zach Rutherford	.346	4
Kurt Sinnen	.333	6
Nick Walker	.212	9
Seth Woodard	.000	0
<b>TEAM</b>	<b>.231</b>	<b>38</b>
HITTING STREAKS		
PLAYER	LONGEST	CURRENT
Kurt Sinnen	8	1
Nick Walker	8	-
Zach Rutherford	7	-
Connor Myers	6	2
Nick Lustrino	6	1
Turner Bishop	6	1
Jason McMurray	4	2
Will Morgan	3	3
Grey Finwood	3	-
Kyle Beam	3	-
Chris Livers	3	2
Justin Hayes	3	1
Darius Gillus	1	1
REACHED BASE STREAKS		
PLAYER	LONGEST	CURRENT
Nick Walker	18	-
Connor Myers	15	2
Nick Lustrino	12	6
Zach Rutherford	12	-
Kurt Sinnen	11	1
Jason McMurray	8	2
Chris Livers	7	2
Turner Bishop	6	1
Grey Finwood	6	-
Kyle Beam	5	-
Justin Hayes	4	4
Will Morgan	3	3
Bryce Windham	1	-
Darius Gillus	1	1
Seth Woodard	1	1
CURRENT ODU STREAKS		
All Games		L3
Games at Bud Metheny Complex		W7
Road Games		L4
vs. Ranked Opponents		W1
vs. Conference (Home)		W7
vs. Conference (Away)		L3
vs. Non-Conference (Home)		W4

ODU 2016 RECORD WHEN...	
Overall	18-7
Non-Conference	15-4
Conference	3-3
Home	13-2
Away	2-5
Neutral	3-0
Day	15-5
Night	3-2
vs. Left hander	7-2
vs. Right hander	11-5
1-Run games	5-2
2-Run games	5-1
5+ Run games	6-2
Extra innings	2-1
Shutouts	2-0
When scoring 0-2 runs	1-5
When scoring 3-5 runs	6-2
When scoring 6-9 runs	7-0
When scoring 10+ runs	4-0
When opponent scores 0-2 runs	6-0
When opponent scores 3-5 runs	9-3
When opponent scores 6-9 runs	3-3
When opponent scores 10+ runs	0-1
When scoring in the 1st inning	9-0
When opponent scored in the 1st inning	1-0
When scoring First	14-5
When opponent scores first	4-2
When leading after 6 innings	16-1
When leading after 7 innings	14-1
When leading after 8 innings	17-1
When trailing after 6 innings	0-4
When trailing after 7 innings	2-4
When trailing after 8 innings	0-6
When tied after 6 innings	2-2
When tied after 7 innings	2-2
When tied after 8 innings	1-0
Hit 0 home runs	11-7
Hit 1 home run	5-0
Hit 2+ home runs	2-0
Opponent hits 0 home runs	13-4
Opponent hits 1 home run	3-3
Opponent hits 2+ home runs	2-0
When making 0 errors	5-0
When making 1 error	6-5
When making 2+ errors	7-2
When out-hit opponent	8-1
When out-hit by Opponent	6-6
When hits are tied	4-0

16th Baseball Monarch to be selected to the Collegiate Baseball and Baseball America Freshman All-American teams.

**UVA AT HARBOR PARK**

Old Dominion University baseball has announced that the contest against returning NCAA Champion Virginia will be played at Harbor Park on April 26 at noon. Last season, the Baseball Monarchs picked up their third consecutive win over nationally ranked UVA before a crowd of 6,029 fans on April 28. The audience marked the largest collegiate baseball crowd in state history, smashing the previous record of 5,421 that was set on May 3, 2011 at the Richmond Diamond for a Virginia-VCU game.

Tickets for the April 26th matchup are available online at [www.YNotTix.com](http://www.YNotTix.com). All seats are General Admission and priced at \$10 each. Group tickets are also available for \$7. Tickets purchased in advance are only available online or through the ODU Ticket Office (Monday through Friday, 10am-6pm, Ted Constant Center, 757-683-4444). Tickets will be available on the day of the game at the Harbor Park Ticket Office.

**EARLY SIGNING PERIOD**

**Devon Adams - C- 5'11 180-South Riding, Va. (Paul VI Catholic)**

A native of South Riding, Virginia, Adams earned first team All-Washington Catholic Athletic Conference honors while representing Paul VI Catholic High School. He also was named a second-team All-Virginia Independent School Athletic Association honoree.

**Kyle Battle - OF- 6'1 175- Glen Allen, Va. (Glen Allen)**

A Glen Allen, Va. native, Battle started in the outfield for the Glen Allen Jaguars, helping the team win the state championship as a junior. He registered a .412 batting average last year, including six doubles and four homeruns. At the conclusion of his junior campaign, Battle racked up the awards, earning first team All-Conference, All-Region, All-State and All-Metro laurels. He was also a standout in the classroom and picked up VHSL first team academic honors.

**Michael Blanchard - RHP- 6'6 175, Suffolk, Va. (Nansemond River)**

Blanchard went 5-1 in 36 innings as a junior at Nansemond River. He struck out 41 batters and had a 2.21 ERA.

**Zack Eggers - LHP- 6'1 170 Flower Mound, Texas (Flower Mound)**

While playing for Flower Mound High School in Texas and representing the Dallas Mustangs in the summer, Eggers was named to the All-Tournament Team in Perfect Game Jupiter and was also named to the Top Prospect Team at The Perfect Game Underclass South showcase in Houston in 2014. He is also a black belt in Martial Arts.

**Carson Henry - INF- 6'1" 180- Virginia Beach, Va. (Greenbrier Christian)**

A native of Virginia Beach, Henry has started at shortstop for Greenbrier Christian High School in Chesapeake since his sophomore season. In 2015, he hit .377, led his squad in RBIs and helped Greenbrier Christian capture the 2015 State Championship.

**Corey Klak - LHP- 6'4" 175- Chesapeake, Va. (Western Branch)**

Klak, a Chesapeake, Va. native, has had two very good years for Western Branch high school. He went 10-1 on the mound his junior season and was an all-conference selection. As a sophomore helped lead his Western Branch High School team to a Regional Championship, taking down nationally ranked Cosby High School in the process. The team advanced to claim the State Championship after defeating Chantilly in the title game. Klak was voted by the league as the Rookie of the Year as a sophomore and was named to the All-Conference second team for pitching and was voted as the team's Most Improved Player as a junior.

**Vinnie Pasquantino - 1B- 6'4" 210 Midlothian, Va. (James River)**

Pasquantino comes from Midlothian, Va. where he was a member of the James River High School varsity squad. The 6'4" standout first baseman hit an incredible .537 as a junior with five homeruns, en route to earning first team All-Region 6A South and first team All-Metro honors.

**Joe Strzelecki - RHP- 6'3 215- Boynton Beach, Fla. (Polk CC)**

Strzelecki joins the Baseball Monarchs from Polk Community College where he threw 27.2 innings as a freshman. He accumulated a 3.15 ERA, while striking out 28 batters last season. He attended Santaluces High School in Boynton Beach, Fla. and was a first team All-Conference selection along with MVP as a catcher and batted .386 as a senior.

**John Wilson - LHP- 6' 170-Hampton, N.J. (North Hunterdon)**

An all-state pitcher from North Hunterdon High School in Pittstown, New Jersey, John Wilson finished his junior campaign with an unblemished 7-0 record en route to leading his team to its first county championship since 1999. Wilson garnered first team All-Conference, All-Area, All-County and All-West Jersey accolades in both his sophomore and junior seasons. Additionally, he was named Skyland Conference Pitcher of the Year and Hunterdon County Democrat Player of the Year in 2015.

**Jared Young - INF- 6'1" 180- Prince George, British Columbia, Canada (Connors State College)**

Young grew up in Prince George, British Columbia where he played baseball and hockey at Kelowna Secondary School. During his freshman year at Minot State University, Young hit a team leading .398 with 25 extra base hits en route to earning NSIC All-Conference and Central D2 All-Region.

**CONFERENCE USA BASEBALL SCHOOLS**

Since its first season in 1996, Conference USA has established itself as a national power. Here are some of the league's accomplishments in its first 20 seasons:

- Six College World Series Appearances
- 63 NCAA Appearances
- Three National Players of the Year
- Three National Freshmen of the Year
- 144 All-Americans
- Schools have combined to win 40 or more games 62 times in the past 12 years
- Has had a team ranked No. 1 in the nation in four different seasons
- Hosted 14 NCAA Regionals and six Super Regionals

The 12 current members of C-USA have also accomplished the following:

- 2003 National Champions - Rice
- 98 all-time NCAA Appearances (66 since 1995)

**2016 C-USA CHAMPIONSHIP**

The 2016 Conference USA Championship will return to Hattiesburg, Miss. for the third year in a row and the sixth time in the league's history. Southern Miss also hosted the 2015, 2014, 2009, 2005 and 1996 C-USA Championships at Pete Taylor Park. The Championship will feature the top eight teams in regular-season league play, and the format features two double-elimination brackets, with a single-elimination championship game. The championship game on Sun., May 29 will air on CBS Sports.

**ODU BASEBALL RADIO**

STAR 1310 AM is the home for ODU Baseball. Catch games live on the flagship station in Norfolk. Those not broadcast on STAR 1310 can be found on Monarch Media through [odusports.com](http://odusports.com)

**THE BROADCAST LINEUP**

March 25-27	at Rice
April 6	vs William & Mary
April 8-10	at FIU
April 12	at William & Mary
April 22-24	at LA Tech
April 26	vs UVA
May 6-8	at Charlotte
May 13-15	vs Middle Tennessee
May 17	at VCU (Key Dog Classic)





## HEAD COACH CHRIS FINWOOD

### THE FINWOOD FILE

**Born:** Jan. 20, 1966 in Plattsburgh, N.Y.

**High School:** Hampton (Va.) High School

**High School Athletics:** Baseball, Basketball

**College:** Virginia Military Institute, 1988 (BA, English)

**College Athletics:** Baseball (1985-88), shortstop, four letters

#### Coaching Experience:

Virginia Military Institute, Assistant Coach, 1989-91

Virginia Military Institute, Head Coach, 1992-94

VCU, Assistant Coach, 1995-98

VCU, Associate Head Coach, 1999-2000

Auburn, Assistant Coach, 2001-05

Western Kentucky, Head Coach, 2005-2011

### HEAD COACHING RECORDS | CAREER RECORD: 372-371

#### ODU

2012 | 19-34

2013 | 30-24

2014 | 36-26 | NCAA Regional

2015 | 27-29

2016 | 18-7

**TLS 130-120 (5 years)**

#### WKU

2006 | 22-30

2007 | 25-30

2008 | 33-27 | SBC Champions/ NCAA Tournament

2009 | 42-20 | SBC Reg. Season Champions/NCAA Reg. Finals

2010 | 35-23

2011 | 33-24

**TLS 190-154 (6 yrs)**

#### VMI

1992 | 11-39

1993 | 20-29

1994 | 21-29

**TLS 52-97 (3 yrs)**

### FINWOOD MILESTONES

**Coach of the Year:** 2009 (Sun Belt)

**1st Victory:** Feb. 21, 1992 vs. Shenandoah (7-2 at VMI)

**100th Victory:** Feb. 22, 2008 vs. Bowling Green (11-4 at WKU)

**200th Victory:** April 10, 2010 vs. South Alabama (12-4 at WKU)

**300th Victory:** Mar. 8, 2014 at No. 17 Rice (2-1 at Rice, 10 inn.)

In just four years Chris Finwood, the 2014 ABCA East Region Coach of the Year, has put the Monarch program back into the national spotlight. Finwood won his 100th game at ODU with a 15-1 win over Charlotte on April 5th at ODU. The 2015 Monarchs defeated three nationally ranked and NCAA bound teams. ODU swept the home and home series against Virginia, took two of three from Rice and defeated FAU as well.

Last season, Finwood joined the 100 win club and his Baseball Monarchs (27-29) enjoyed two wins over then No. 1/No. 23 ranked UVA and another Top 10 victory over No. 8 ranked Rice. At the conclusion of the season, Finwood saw three players earn Conference USA honors, while freshman Zach Rutherford was named a Freshman All-American on two occasions.

Three Monarchs were selected into the MLB draft, as P.J. Higgins was picked in the 12th round by the Chicago Cubs, Greg Tomchick in the 27th round (No. 812) by the St. Louis Cardinals and Taylor Ostrich in the 34th round (1029 pick) by the Kansas City Royals.

The Monarchs won 36 games in 2014, finished fourth in Conference USA, reached the league semifinals, and earned an at-large bid to the NCAA Regionals, ODU's first since 2000.

ODU posted a 36 RPI and played one of the nation's strongest non-conference schedules, beating No. 1 Virginia and C-USA champion Rice. The 2014 Monarchs turned a school record 68 double-plays, which ranked third nationally. The team fielded .976, which was good for a top 20 national ranking.

Senior reliever Dean Ali was named to C-USA's All-Academic squad, while two Monarchs were selected into the MLB draft, led by Ryan Yarbrough who went in the fourth round to Seattle.

In 2013, the Monarchs won 30 games and placed third in the school's final season in the Colonial Athletic Association. The Monarchs finished the season strong, winning seven of their last 10 games. ODU swept three-game series from NCAA tournament participant William & Mary and a road series at James Madison. Team MVP Ben Verlander was a semifinalist for the Gregg Olson award and two Monarchs were selected in the 2013 MLB draft.

Not only have the Monarchs produced on the field, the team has also had much success in the classroom. The 2013-2014 team had a GPA of over 2.9. The team earned better than a 3.0 GPA in the fall of 2013 and 2014.

Player development has always been a big part of Finwood's success. In his coaching career he has coached over 60 players who have been drafted by Major League Organizations and 6 of them have played in the Major Leagues.

Prior to coming to ODU, Finwood guided Western Kentucky for six years as head coach and was named the 2009 Sun Belt Conference Coach of the Year.

In six seasons, the Hilltoppers witnessed unprecedented success under Finwood, a Hampton, Va. (Hampton High) native. Magical postseason runs in 2008 and 2009, both

in the Sun Belt and NCAA Tournaments, highlighted the Finwood era, as he compiled a 190-154 record at the Bowling Green, Ky. school. His 2009 squad reached the regional final in Oxford, Miss.

WKU captured the 2008 Sun Belt tournament championship. In 2009, en route to notching the program's first 40-win season in 21 years, the Hilltoppers won the Sun Belt Regular Season championship. In those two seasons, WKU earned with back-to-back trips to the NCAA Tournament, including the program's first at-large invitation (2009). The 2009 team made it to the final game in the Oxford regional and finished the year ranked 23rd in the country.

Prior to his stint at Western Kentucky, Finwood served as an assistant coach at Auburn for five seasons and helped lead the Tigers to four NCAA Regionals. During his time at Auburn, Finwood was responsible for all aspects of the Tiger defense, while also coordinating the program's recruiting efforts. In his five seasons, Auburn posted five winning campaigns and combined for 181 victories. The 2003 team, earned a top-seed in the NCAA tournament and hosted a regional after a 42-21 season and second-place finish with the West Division of the Southeastern Conference. Auburn again advanced to the regionals in 2005, falling in the finals to host Florida State.

In his five seasons at Auburn, he oversaw a defense that posted the two best fielding percentages in school history, finishing at .970 in 2002 and .968 in 2003. The 2002 fielding percentage also ranked second in the SEC and 12th nationally.

Prior to joining the staff at Auburn Finwood spent six seasons at Virginia Commonwealth -- four seasons as an assistant (1995-98) before serving as the Rams' associate head coach in 1999 and 2000. Finwood helped guide VCU to a 219-139 record in six years in Richmond. In his six seasons, VCU claimed Colonial Athletic Association regular-season titles in 1997 and 1998. The Rams also earned trips to the NCAA Tournament in 1998 and 1999, winning 40-plus games both seasons, including a school-record 46 victories during the 1998 campaign.

Finwood began his coaching career at his alma mater -- Virginia Military Institute -- serving as an assistant for three seasons before taking over the head coaching duties from 1992-94. After inheriting a VMI team that had won just two games the year before, Finwood led the Keydets to a school-record 21 wins in 1993 and 1994 and a berth in the 1993 Southern Conference Tournament championship game.

A four-year starter on the field at VMI from 1985-88, Finwood was named to the Southern Conference All-Northern Division team three times. A career .300 hitter, he posted a .399 batting average as a senior -- the sixth-best average in school history. He was also named team captain during his senior season and finished his career with the Keydets ranked second in hits and runs scored. Finwood was inducted into the VMI Athletics Hall of Fame in the summer of 2003.

Finwood was introduced as the Monarchs head coach on June 28th, 2011 and is the 13th head baseball coach in ODU history. He and his wife Annette have two children -- a daughter, Riley, and son, Greyson.

THE LAST TIME...

**ODU TEAM...**

Scored 30 or more runs in a game .....	2000 at Norfolk State (31)
Scored 20 or more runs in a game .....	April 2, 2014 vs. William & Mary (20)
Had 30 or more hits in a game .....	March 7, 2000 at Norfolk State (30)
Had 20 or more hits in a game .....	April 2, 2014 vs. William & Mary (21)
Hit five triples in a game .....	May 1, 1964 vs Lynchburg (5)
Hit six home runs in a game .....	May 14, 1992 vs James Madison (6)
<b>Shut out an opponent .....</b>	<b>February 20, 2016 (2-0 vs Kent State)</b>
Was shutout by an opponent .....	May 21, 2015 (0-2 vs Southern Miss)
Shut out a C-USA opponent .....	May 16, 2015 (11-0 at UAB)
Was shut out by a C-USA team .....	May 21, 2015 (0-2 vs Southern Miss)
Shut out a C-USA opponent in consecutive games .....	N/A
<b>Swept a conference series at home .....</b>	<b>March 18-19, 2016 vs. WKU</b>
Swept a conference series on the road .....	May 9-11, 2014 at Marshall
Was swept in a conference series at home .....	May 19-21, 2005 vs. UNCW
<b>Was swept in a conference series on the road .....</b>	<b>March 25-17, 2016 at Rice</b>
<b>Beat a ranked opponent .....</b>	<b>February 19, 2016 vs #10 NC State (5-0)</b>
Won 10-straight games .....	March 17-April 2, 2006
Won 10-straight C-USA games .....	N/A
Won 10-straight games at home .....	March 15-April 15, 2006
Won 10-straight games on the road .....	1986
Won 40 games in a season .....	1994 (40)
Won a regular season conference championship .....	2007 (Colonial Athletic Association)
Won the conference tournament .....	1996 (Colonial Athletic Association)
Competed in the NCAA Regionals .....	2014 (at South Carolina)
Ended a game in a tie .....	1988 (3-3, at Virginia)
Turned a triple play .....	May 8, 2012 vs Longwood

**AN ODU PLAYER...**

Hit for the cycle .....	N/A
Hit three doubles in a game .....	May 11, 2010 (Chris Basker vs UMES)
Hit two triples in one game .....	March 2, 1005 (Evan Chipman vs Norfolk State)
Hit three home runs in one game .....	March 9, 2013 (Ben Verlander vs Northeastern)
<b>Hit two home runs in one game .....</b>	<b>March 1, 2016 (Connor Myers vs Liberty)</b>
<b>Hit a walk-off home run .....</b>	<b>March 1, 2016 (Connor Myers vs Liberty)</b>
Hit a grand slam .....	March 4, 1997 (Tony Gsell vs George Washington)
Hit two grand slams in one day .....	May 21, 2010 (Chris Buss at Hofstra)
<b>Had 5+ RBI .....</b>	<b>March 16, 2016 (Nick Walker, 6)</b>
Hit safely in 20-straight games .....	2010 (Chris Baker, 28 games)
Hit safely in 30-straight games .....	March 23, 2010 to February 26, 2011 (Chris Baker, 34 games)
Hit 20 home runs in one season .....	1997 (Ron Walker, 20)
Hit .400 for the season .....	2009 (Jake McAloose; .413)
Was the Conference Player of the Year .....	20011 (Kyle Hald - CAA)

**AN ODU PITCHER...**

Won 10 games .....	2007 (Anthony Shawler, 11)
Struck out 10 or more .....	April 15, 2006 (Jason Godin vs Northeastern, 18)
Threw a no-hitter .....	May 11, 2010 (9 inn.) (C.J. Huyett)
Threw a complete game (Win) .....	April 19, 2015 (Adam Bainbridge vs Marshall)
Pitched 10 or more innings .....	1972 (Jack Baker vs Xavier-Ohio) (13)

## 2016 NATIONAL RANKINGS (March 28)

## D1BASEBALL.COM

Rank	Team	2016 Record
1.	Texas A&M	21-3
2.	Florida	23-3
3.	Vanderbilt	20-4
4.	Miami (Fla.)	20-4
5.	South Carolina	23-2
6.	Oregon State	16-5
7.	North Carolina	19-4
8.	Louisville	19-5
9.	Florida State	18-5
10.	TCU	18-5
11.	Mississippi State	17-7
12.	California	14-6
13.	Ole Miss	20-5
14.	Clemson	17-6
15.	LSU	16-7
16.	Long Beach State	16-7
17.	NC State	16-8
18.	Arkansas	18-6
19.	East Carolina	16-8
20.	Virginia	17-8
21.	Oklahoma State	17-7
22.	Florida Atlantic	18-4
23.	Houston	16-7
24.	UC Santa Barbara	18-4
25.	Georgia Tech	18-5

## USA TODAY COACHES

Rank	Team	2016 Record
1.	Texas A&M (18)	21-3
2.	Miami (4)	20-4
3.	Florida (8)	23-3
4.	Vanderbilt (1)	20-4
5.	Louisville	19-5
6.	South Carolina	23-2
7.	Oregon State	16-5
8.	Florida State	18-5
9.	TCU	18-5
10.	North Carolina	19-4
11.	Ole Miss	20-5
12.	Miss St	17-7-1
13.	California	14-6
14.	LSU	16-7
15.	Arkansas	18-6
16.	Virginia *	17-8
17.	Florida Atlantic *	18-4
18.	Georgia Tech	18-5
19.	UC-Santa Barbara	18-4
20.	Oklahoma State	17-7
21.	Missouri State	19-4
22.	Clemson	17-6
23.	North Carolina State *	16-8
24.	BYU	20-3
25.	Houston	16-7

## COLLEGIATE BASEBALL

Rank	Team	2016 Record
1.	Florida	23-3
2.	South Carolina	23-2
3.	Texas A&M	21-3
4.	Miami, Fla.	20-4
5.	Louisville	19-5
6.	Vanderbilt	20-4
7.	Mississippi State	17-7-1
8.	Florida State	18-5
9.	North Carolina	19-4
10.	California	14-6
11.	U.C. Santa Barbara	18-4
12.	Kentucky	17-6
13.	Oregon State	16-5
14.	Mississippi	20-5
15.	Texas Christian	18-5
16.	Missouri State	19-4
17.	Clemson	17-6
18.	Florida Atlantic *	18-4
19.	Georgia Tech.	18-5
20.	Louisiana State	16-7
21.	Virginia *	17-8
22.	N.C. State *	16-8
23.	Michigan	16-5
24.	Brigham Young	20-3
25.	Alabama	15-8

## NCBWA

Rank	Team	2016 Record
1.	Texas A&M	21-3
2.	Miami	20-4
3.	Florida	23-3
4.	Vanderbilt	20-4
5.	Louisville	19-5
6.	South Carolina	23-2
7.	Florida State	18-5
8.	TCU	18-5
9.	Oregon State	16-5
10.	North Carolina	19-4
11.	Mississippi State	17-7-1
12.	California	14-6
13.	Ole Miss	20-5
14.	Virginia *	17-8
15.	LSU	16-7
16.	Arkansas	18-6
17.	Florida Atlantic *	18-4
18.	Oklahoma State	17-7
19.	Missouri State	19-4
20.	Houston	16-7
21.	Georgia Tech	18-5
22.	UC Santa Barbara	18-4
23.	N.C. State *	16-8
24.	Clemson	17-6
25.	Michigan	16-5

FINWOOD CAREER ODU RECORD  
BY OPPONENT

Team	Record
Appalachian State	1-0
Bryant	1-0
Campbell	0-2
Canisius	0-1
Charleston Southern	1-0
Charlotte	3-2
Coastal Carolina	0-1
Delaware	4-3
East Carolina	5-4
Florida Atlantic	2-5
FIU	5-2
George Mason	3-3
Georgia State	1-5
Georgia Tech	0-1
Hofstra	2-4
James Madison	4-2
Kentucky	0-1
Kent State	1-0
Liberty	3-6
Longwood	1-1
Long Island	2-1
LA Tech	5-1
Manhattan	1-0
Marist	1-1
Marshall	5-3
Maryland	0-2
Massachusetts	2-1
Middle Tennessee	2-6
Norfolk State	3-2
Northeastern	2-4
NC State	1-2
Penn	3-0
Princeton	2-0
Radford	1-0
Rice	4-8
Richmond	3-2
Rutgers	7-8
St. John's	1-0
St. Joseph's	1-0
Southern Miss	0-1
Temple	5-1
Towson	3-3
Virginia	3-2
VCU	3-6
VMI	12-1
Virginia State	1-0
Virginia Tech	0-1
UAB	2-4
UNC Wilmington	0-6
UTSA	3-3
West Virginia	1-2
Western Kentucky	4-2
William & Mary	7-3
Wofford	3-1
<b>54 Opponents</b>	<b>130-120</b>

\* 2016 ODU Baseball Opponent

# 2016 MONARCHS

## OLD DOMINION UNIVERSITY BASEBALL



**JUSTIN  
HAYES**

**#1**

So., OF, 5-8, Chesapeake, Va.



**JASON  
McMURRAY**

**#2**

RS-Sr., INF, 6-1, Des Moines, Iowa



**NICK  
WALKER**

**#4**

Jr., INF/OF, 6-0, Virginia Beach, Va.



**GREYSON  
FINWOOD**

**#6**

RS-So., INF, 6-3, Norfolk, Va.



**WILL  
MORGAN**

**#7**


Fr., OF, 6-1, Middletown, N.J.



**CONNOR  
MYERS**

**#9**

Sr., OF, 5-11, Middletown, Md.



**NICK  
HARTMAN**

**#10**


Jr., RHP, 6-2, Katy, Texas



**KYLE  
BEAM**

**#11**

Jr., C, 6-0, Hood River, Ore.



**KURT  
SINNEN**

**#14**

Jr., C/1B, 5-11, Virginia Beach, Va.



**ZACH  
RUTHERFORD**

**#15**


So., INF, 6-2, Chesapeake, Va.



**THOMAS  
BUSBICE**

**#16**


Sr., RHP, 6-1, Papillion, Neb.



**CULVER  
LAMB**

**#17**

So., RHP, 6-3, Virginia Beach, Va.



**GRAYSON  
BAILEY**

**#18**

RS-Sr., LHP, 6-1, Virginia Beach, Va.



**DARIUS  
GILLUS**

**#19**

RS-Fr., INF, 5-11, Chesterfield, Va.



**BRYCE  
WINDHAM**

**#20**


Fr., INF, 6-0, Monroe, Mich.



**MORGAN  
MAGUIRE**

**#21**

Fr., RHP, 6-2, Rumson, N.J.



**NICK  
LUSTRINO**

**#22**

RS-Sr., INF, 6-0, Spring Lake, N.J.



**CORY  
ALEXANDER II**

**#23**

Fr., OF, 5-11, Goochland, Va.



**BRETT  
SMITH**

**#24**

Fr., RHP, 6-4, Chesapeake, Va.



**SETH  
WOODARD**

**#25**

Fr., INF, 6-2, Newport News, Va.



**CHRIS  
LIVERS**

**#26**

Sr., C, 5-9, Virginia Beach, Va.



**JAKE  
JOSEPHS**

**#28**

RS-Jr., LHP, 5-11, Fairfax Station, Va.



**EVAN  
BAER**

**#29**

Fr., INF, 6-1, Virginia Beach, Va.



**NATE  
MATHESON**

**#31**

So., LHP, 6-3, Hampton, Va.

# 2016 MONARCHS

## OLD DOMINION UNIVERSITY BASEBALL



**VICTOR DIAZ**

**#32**

RS-Sr., RHP, 6-0, Perth Amboy, N.J.



**TURNER BISHOP**

**#33**

Jr., OF, 6-1, Virginia Beach, Va.



**SAM SINNEN**

**#34**


Jr., RHP, 5-11, Virginia Beach, Va.



**NEIL RING**

**#37**

Fr., C, 5-10, Appomattox, Va.



**ADAM BAINBRIDGE**

**#40**

Jr., LHP, 6-3, Sinking Spring, Pa.



**JOEY BENITEZ**

**#42**

Jr., LHP, 6-1, Crofton, Md.



**ISAIAH NELSON**

**#43**

Fr., LHP, 5-11, Norfolk, Va.



**DREW MOYER**

**#44**

Fr., RHP, 6-6, Newport News, Va.



**JACK JETT**

**#45**

Fr., RHP, 6-4, Reedville, Va.



**HEAD COACH CHRIS FINWOOD**

**#5**

• VMI '88 • 5th year at ODU



**ASST. COACH KARL NONEMAKER**

**#12**

• Vanderbilt '02 • 5th year at ODU



**ASST. COACH MIKE MARRON**

**#13**

• College of the Holy Cross, '05  
• 1st year at ODU



**VOL. ASST. COACH LOGAN ROBBINS**

**#8**

• Western Kentucky, '11  
• 1st year at ODU



**DIRECTOR OF BASEBALL OPS. B.J. BURTON**

• Western Kentucky '87 • 4th year at ODU





**#1 JUSTIN HAYES • So. • OF • 5-8 • 150 • L/L • Chesapeake, Va. • Western Branch**

**PERSONAL:** Son of Robert and Christina Hayes ... Has one sister, Raven ... Majoring in sport management ... Volunteered with Feed the Homeless ... Favorite pro athlete: David Wright ... Favorite pro team: New York Mets ... Dream Travel Spot: Bahamas.

**2015:** Second on team in hitting at .321 ... Played in 40 games with 12 starts (mostly in left field) ... 3 hits in a game at UTSA ... 2 RBI in a game vs. VCU.

**MISCELLANEOUS**

2016 Season Highs	
At Bats	5 vs NC State
Runs	3 two times
Hits	3 vs WKU
RBI	2 two times
2B	1 two times
3B	1 vs Delaware
HR	---
Total Bases	12 two times
Walks	1 five times
SB	2 vs Delaware
Putouts	3 vs Princeton
Assists	1 two times
Career Highs	
At Bats	5 two times
Runs	3 two times
Hits	3 two times
RBI	2 three times
2B	1 five times
3B	1 vs Delaware (2.28.2016)
HR	---
Total Bases	12 two times
Walks	1 15 times
SB	2 two times
Putouts	5 vs USM (5.21.2015)
Assists	1 three times

**2016 GAME-BY-GAME STATS**

**2016 Old Dominion Baseball  
Individual Game-by-Game for Old Dominion (as of Mar 27, 2016)**

**#1 Justin Hayes - 24 games (All games)**

Date	Opponent	Pos	AB	R	H	RBI	2B	3B	HR	BB	SB	CS	HBP	SAC	SF	GDP	K	PO	A	E	Avg
Feb 19	vs NC State	*of	5	0	0	0	0	0	0	0	1	0	0	0	0	0	0	0	0	0	.000
Feb 20	vs Kent State	*of	2	0	1	0	0	0	0	1	0	2	0	0	0	0	0	0	0	0	.143
Feb 23	NORFOLK STATE	of	1	0	0	0	0	0	0	0	0	0	0	0	0	0	0	0	1	0	.125
Feb 26	MANHATTAN	of	1	0	0	0	0	0	0	0	0	0	0	0	0	0	0	0	0	0	.111
Feb 27	VIRGINIA TECH	of	2	0	2	0	0	0	0	0	0	0	0	0	0	0	0	0	0	0	.273
Feb 28	DELAWARE	*of	3	3	2	2	0	1	0	0	2	0	1	0	0	0	0	2	0	0	.357
Mar 1	LIBERTY	*of	4	0	0	0	0	0	0	0	0	0	0	0	0	0	1	1	0	0	.278
Mar 05	RUTGERS-1	*of	3	0	1	1	0	0	0	0	0	0	0	0	0	0	0	0	0	0	.286
Mar 05	RUTGERS-2	*of	3	1	1	1	0	0	0	0	0	0	0	1	0	0	1	0	0	0	.292
Mar 06	RUTGERS	of	1	0	0	0	0	0	0	0	0	0	0	0	0	0	0	0	0	0	.280
Mar 09	at VCU	*of	4	0	1	0	0	0	0	0	0	0	0	0	0	0	1	1	0	0	.276
Mar 11	at West Virginia	of	1	0	0	0	0	0	0	0	0	0	0	0	0	0	1	0	0	0	.267
Mar 12	at West Virginia-1	of	2	0	0	0	0	0	0	0	0	0	0	0	0	0	2	1	0	0	.250
Mar 12	at West Virginia	of/ph	3	1	1	1	0	0	0	0	0	0	0	0	0	0	0	0	0	0	.257
Mar 15	PRINCETON	of	1	0	0	0	0	0	0	0	0	0	0	0	0	0	0	3	0	0	.250
Mar 16	PRINCETON	*of	3	2	2	1	0	0	0	1	0	0	0	0	0	0	0	1	0	0	.282
Mar 18	WESTERN KENTUCK	*of	4	3	3	1	1	0	0	0	1	0	0	0	0	0	0	1	1	0	.326
Mar 18	WESTERN KENTUCK	*of	2	1	1	0	1	0	0	1	0	0	0	0	0	0	0	2	0	0	.333
Mar 19	WESTERN KENTUCK	of	0	0	0	0	0	0	0	0	0	0	0	0	0	0	0	0	0	0	.333
Mar 22	VMI	*of	4	0	0	1	0	0	0	0	0	0	0	0	0	0	0	1	0	0	.306
Mar 23	VMI	*of	2	1	0	2	0	0	0	1	1	0	0	0	1	0	0	1	0	0	.294
Mar 25	at RICE	*of	3	0	1	0	0	0	0	0	0	1	0	0	0	0	1	0	0	1	.296
Mar 26	at RICE	*of	2	0	0	0	0	0	0	1	0	0	0	0	0	0	1	2	0	0	.286
Mar 27	at RICE	*of	3	0	1	0	0	0	0	0	0	0	0	0	0	0	0	2	1	0	.288
Totals			15gs	59	12	17	10	2	1	0	5	5	3	1	1	1	0	13	18	2	.288

On base pct. .348 • Slugging pct. .356

**CAREER STATS**

Year	avg	gp-gs	ab	r	h	2b	3b	hr	rbi	tb	slg%	bb	hbp	so	gdp	ob%	sf	sh	sb-att	po	a	e	fld%
2015	.321	40-12	53	10	17	3	0	0	6	20	.377	10	1	13	0	.438	0	0	5-7	35	1	3	.923
2016	.288	24-15	59	12	17	2	1	0	10	21	.356	5	1	13	0	.348	1	1	5-8	18	2	2	.909
TOTAL	.304	64-27	112	22	34	5	1	0	16	41	.366	15	2	26	0	.392	1	1	10-15	53	3	5	.918



**#2 JASON MCMURRAY • R/Sr. • INF • 6-1 • 200 • R/R • West Des Moines, Iowa • Iowa Western**

**PERSONAL:** Son of Scott and Terri McMurray ... Has two brothers Brian and Kevin ... Has one sister Kylie ... Majoring in sociology ... NCYL-National Council on Youth Leadership Chapter President ... Favorite pro athlete: Derek Jeter ... Favorite pro team: New York Yankees ... Favorite Foods: Steak, Cereal, Ice cream ... Dream Travel Spot: Italy.

**2015:** 50 starts in 53 games at shortstop and second base ... Longest hitting streak is six games ... 11 multiple hit games ... Three RBI vs. Charlotte and W&M ... Three hits vs. Charlotte and LA Tech ... Belted a grand slam at VMI.

**MISCELLANEOUS**

**2016 Season Highs**

At Bats	6 at West Virginia
Runs	2 four times
Hits	2 six times
RBI	3 vs Delaware
2B	1 seven times
3B	1 vs West Virginia
HR	1 vs Delaware
Total Bases	8 four times
Walks	2 three times
SB	1 three times
Putouts	7 at Rice
Assists	6 two times

**Career Highs**

At Bats	6 at West Virginia (3.12.2016)
Runs	3 at ECU (3.4.2015)
Hits	3 two times
RBI	4 vs VMI (3.25.2015)
2B	1 14 times
3B	1 three times
HR	1 three times
Total Bases	12 at ECU (3.4.2015)
Walks	2 three times
SB	1 seven times
Putouts	7 at Rice (3.27.2016)
Assists	7 vs Rutgers (2.28.2015)

**2016 GAME-BY-GAME STATS**

**2016 Old Dominion Baseball  
Individual Game-by-Game for Old Dominion (as of Mar 27, 2016)**

**#2 Jason McMurray - 25 games (All games)**

Date	Opponent	Pos	AB	R	H	RBI	2B	3B	HR	BB	SB	CS	HBP	SAC	SF	GDP	K	PO	A	E	Avg	
Feb 19	vs NC State	*2b	5	1	1	0	1	0	0	0	1	0	0	0	0	0	0	2	3	0	.200	
Feb 20	vs Kent State	*2b	4	0	1	0	0	0	0	0	0	0	0	0	0	0	0	3	3	0	.222	
Feb 21	vs Appalachian State	*2b	3	0	0	1	0	0	0	0	0	0	0	0	1	0	0	3	1	0	.167	
Feb 23	NORFOLK STATE	*2b	4	0	2	1	1	0	0	0	0	0	0	0	0	0	0	2	2	0	.250	
Feb 26	MANHATTAN	*2b	4	1	2	2	1	0	0	2	1	0	0	0	0	0	1	2	6	0	.300	
Feb 27	VIRGINIA TECH	*2b	3	0	1	0	0	0	0	1	0	0	0	0	0	0	0	3	2	0	.304	
Feb 28	DELAWARE	*2b	4	1	1	3	0	0	1	1	0	0	0	0	0	0	1	3	3	0	.296	
Mar 1	LIBERTY	*2b	3	0	0	1	0	0	0	0	0	0	0	0	1	0	0	4	2	1	.267	
Mar 05	RUTGERS-1	*2b	3	0	0	0	0	0	0	0	0	0	0	1	0	0	0	4	3	0	.242	
Mar 05	RUTGERS-2	*2b	2	2	0	0	0	0	0	2	0	0	1	0	0	0	1	2	3	0	.229	
Mar 06	RUTGERS	*2b	3	0	1	0	0	0	0	1	0	0	0	0	0	0	1	4	1	0	.237	
Mar 09	at VCU	*2b	5	0	0	0	0	0	0	0	0	0	0	0	0	0	2	0	6	0	.209	
Mar 11	at West Virginia	*2b	4	2	2	1	1	1	0	0	0	0	0	0	0	0	1	3	1	1	.234	
Mar 12	at West Virginia-1	*2b	4	0	0	0	0	0	0	1	0	0	0	0	0	0	2	1	2	0	.216	
Mar 12	at West Virginia	*2b	6	1	1	0	1	0	0	0	1	0	0	0	0	0	2	1	2	0	.211	
Mar 15	PRINCETON	*2b	4	2	2	1	0	0	0	0	0	0	0	0	0	0	1	3	3	0	.230	
Mar 16	PRINCETON	*2b	5	0	1	0	0	0	0	0	0	0	0	0	0	0	1	1	3	0	.227	
Mar 18	WESTERN KENTUCK	*2b	4	0	2	2	0	0	0	0	0	0	0	0	0	0	0	2	2	0	.243	
Mar 18	WESTERN KENTUCK	*2b	2	0	0	0	0	0	0	1	0	0	0	1	0	0	0	3	2	0	.236	
Mar 19	WESTERN KENTUCK	*2b	4	2	2	1	0	0	0	1	0	0	0	0	0	0	1	2	4	0	.250	
Mar 22	VMI	*2b	4	1	0	0	0	0	0	0	0	0	0	0	0	0	1	3	4	0	.237	
Mar 23	VMI	*2b	4	1	1	0	1	0	0	0	0	0	0	0	0	0	1	1	4	0	.238	
Mar 25	at RICE	*2b	3	0	0	0	0	0	0	0	0	1	0	0	0	0	1	1	3	0	.230	
Mar 26	at RICE	*2b	2	1	1	0	1	0	0	2	0	0	0	0	0	0	0	5	3	0	.236	
Mar 27	at RICE	*2b	4	0	1	0	0	0	0	0	0	0	0	0	0	0	1	7	1	0	.237	
Totals			25gs	93	15	22	13	7	1	1	12	3	1	1	2	2	0	18	65	69	2	.237

On base pct. .324 • Slugging pct. .366

**CAREER STATS**

Year	avg	gp-gs	ab	r	h	2b	3b	hr	rbi	tb	slg%	bb	hbp	so	gdp	ob%	sf	sh	sb-att	po	a	e	fld%
2015	.251	53-50	171	30	43	7	2	2	23	60	.351	14	9	37	2	.340	0	6	4-7	82	161	13	.949
2016	.237	25-25	93	15	22	7	1	1	13	34	.366	12	1	18	0	.324	2	2	3-4	65	69	2	.985
TOTAL	.246	78-75	264	45	65	14	3	3	36	94	.356	26	10	55	2	.334	2	8	7-11	147	230	15	.962



**#4 NICK WALKER • Jr. • INF/OF • 6-0 • 195 • R/R • Virginia Beach, Va. • Kellam**

**PERSONAL:** Nick Walker is the son of Robert Walker ... Majoring in finance.

**2015:** ODU co-leader in homers with six ... Three RBI in a game back-to-back vs. Marshall and Richmond ... Two stolen bases in a game vs. Penn ... Second on team with 12 stolen bases ... 13 multiple hit games ... Tied with Higgins for team lead with nine multiple RBI games ... Longest hit streak is six.

**MISCELLANEOUS**

**2016 Season Highs**

At Bats	5 four times
Runs	2 two times
Hits	3 four times
RBI	6 vs Princeton
2B	1 four times
3B	1 two times
HR	---
Total Bases	8 two times
Walks	4 vs Rutgers
SB	3 vs NC State
Putouts	6 two times
Assists	1 two times

**Career Highs**

At Bats	6 vs Liberty (2.19.2014)
Runs	4 vs W&M (4.2.2014)
Hits	4 vs Marshall (4.19.2015)
RBI	6 vs Princeton (3.16.2016)
2B	2 vs Marshall (4.19.2015)
3B	1 five times
HR	1 10 times
Total Bases	16 vs W&M (4.2.2014)
Walks	4 vs Rutgers (3.5.2016)
SB	3 two times
Putouts	6 three times
Assists	7 vs Maryland (5.30.2014)

**2016 GAME-BY-GAME STATS**

**2016 Old Dominion Baseball  
Individual Game-by-Game for Old Dominion (as of Mar 27, 2016)**

**#4 Nick Walker - 25 games (All games)**

Date	Opponent	Pos	AB	R	H	RBI	2B	3B	HR	BB	SB	CS	HBP	SAC	SF	GDP	K	PO	A	E	Avg	
Feb 19	vs NC State	*of	2	2	2	1	0	0	0	3	3	0	0	0	0	0	0	1	2	0	0	1.000
Feb 20	vs Kent State	*of	4	0	1	0	0	0	0	0	0	0	0	0	0	0	1	2	0	0	0	.500
Feb 21	vs Appalachian State	*of	4	1	1	2	0	0	0	1	0	0	0	0	0	0	0	2	0	0	0	.400
Feb 23	NORFOLK STATE	*of	3	2	2	1	0	1	0	2	0	0	0	0	0	0	0	4	0	0	0	.462
Feb 26	MANHATTAN	*of	5	0	0	0	0	0	0	2	0	0	0	0	0	0	0	6	0	0	0	.333
Feb 27	VIRGINIA TECH	*of	3	0	1	0	1	0	0	0	0	0	0	0	0	1	0	4	0	0	0	.333
Feb 28	DELAWARE	*of	4	1	2	0	0	0	0	1	0	0	0	0	0	0	1	2	0	0	0	.360
Mar 1	LIBERTY	*of	2	0	0	0	0	0	0	2	0	0	0	0	0	0	0	1	0	1	0	.333
Mar 05	RUTGERS-1	*of	3	0	0	0	0	0	0	1	0	0	0	0	0	0	2	3	0	0	0	.300
Mar 05	RUTGERS-2	*of	1	0	0	0	0	0	0	4	0	1	0	0	0	0	1	5	1	0	0	.290
Mar 06	RUTGERS	*of	4	1	3	0	1	0	0	0	0	0	0	0	0	0	0	2	1	0	0	.343
Mar 09	at VCU	*of	3	0	1	1	0	0	0	2	0	0	0	0	0	0	2	2	0	0	0	.342
Mar 11	at West Virginia	*of	4	0	1	0	0	0	0	0	0	0	0	0	0	0	1	2	0	0	0	.333
Mar 12	at West Virginia-1	*of	4	0	1	2	1	0	0	1	0	1	0	0	0	0	2	2	0	0	0	.326
Mar 12	at West Virginia	*of	5	0	3	1	0	0	0	1	0	0	0	0	0	0	0	4	0	0	0	.353
Mar 15	PRINCETON	*of	4	1	1	0	0	0	0	0	0	0	0	0	0	0	1	1	0	0	0	.345
Mar 16	PRINCETON	*of	4	0	3	6	1	0	0	0	0	0	0	1	0	0	0	0	0	0	0	.373
Mar 18	WESTERN KENTUCK	*of	4	1	1	0	0	0	0	1	0	0	0	0	0	0	0	1	0	0	0	.365
Mar 18	WESTERN KENTUCK	*of	3	0	0	1	0	0	0	0	0	0	0	0	1	0	1	6	0	0	0	.348
Mar 19	WESTERN KENTUCK	*of	5	1	1	0	0	0	0	0	1	0	0	0	0	0	1	3	0	0	0	.338
Mar 22	VMI	*of	5	1	3	2	0	1	0	0	0	0	0	0	0	0	0	1	0	0	0	.355
Mar 23	VMI	*of	3	0	0	1	0	0	0	1	1	0	0	0	1	0	1	4	0	0	0	.342
Mar 25	at RICE	*of	4	0	0	0	0	0	0	0	0	0	0	0	0	0	2	3	0	0	0	.325
Mar 26	at RICE	*of	4	0	0	0	0	0	0	0	0	0	0	0	0	0	2	2	0	0	0	.310
Mar 27	at RICE	*of	4	0	0	0	0	0	0	0	0	0	0	0	0	0	1	0	0	0	0	.297
Totals		25gs	91	11	27	18	4	2	0	22	5	2	0	1	2	1	19	63	2	1	297	

On base pct. .426 • Slugging pct. .385

**CAREER STATS**

Year	avg	gp-gs	ab	r	h	2b	3b	hr	rbi	tb	slg%	bb	hbp	so	gdp	ob%	sf	sh	sb-att	po	a	e	fld%
2014	.309	58-47	194	43	60	11	1	4	26	85	.438	25	3	29	0	.393	2	5	16-17	93	57	4	.974
2015	.276	54-52	181	32	50	10	2	6	33	82	.453	29	8	31	1	.394	3	3	12-14	116	13	7	.949
2016	.297	25-25	91	11	27	4	2	0	18	35	.385	22	0	19	1	.426	2	1	5-7	63	2	1	.985
TOTAL	.294	137-124	466	86	137	25	5	10	77	202	.433	76	11	79	2	.400	7	9	33-38	272	72	12	.966





**#6 GREY FINDWOOD • RSo. • INF • 6-3 • 200 • R/R • Norfolk, Va. • Maury**

**PERSONAL:** Grey is the son of Chris (head coach) and Annette Finwood ... Has one sister, Riley ... Majoring in sport management ... Interested in coaching.

**2015:** Played in eight games

**MISCELLANEOUS**

**2016 Season Highs**

At Bats	4 four times
Runs	1 six times
Hits	1 seven times
RBI	2 vs Rutgers
2B	1 at West Virginia
3B	---
HR	---
Total Bases	4 six times
Walks	1 six times
SB	1 two times
Putouts	13 vs WKU
Assists	2 at West Virginia

**Career Highs**

At Bats	4 four times
Runs	1 six times
Hits	1 seven times
RBI	2 vs Rutgers (3.5.2016)
2B	1 at West Virginia (3.12.2016)
3B	---
HR	---
Total Bases	4 six times
Walks	1 six times
SB	1 two times
Putouts	13 vs WKU (3.19.2016)
Assists	2 at West Virginia (3.12.2016)

**2016 GAME-BY-GAME STATS**

**2016 Old Dominion Baseball  
Individual Game-by-Game for Old Dominion (as of Mar 27, 2016)**

**#6 Grey Finwood - 23 games (All games)**

Date	Opponent	Pos	AB	R	H	RBI	2B	3B	HR	BB	SB	CS	HBP	SAC	SF	GDP	K	PO	A	E	Avg
Feb 19	vs NC State	*1b	4	0	0	0	0	0	0	0	0	0	1	0	0	0	2	9	0	1	.000
Feb 20	vs Kent State	*1b	2	1	0	0	0	0	0	1	1	0	0	0	0	0	0	6	1	0	.000
Feb 21	vs Appalachian State	*1b	4	1	0	0	0	0	0	1	0	0	0	0	0	0	2	8	0	0	.000
Feb 23	NORFOLK STATE	*1b	3	1	1	0	0	0	0	1	1	0	0	0	0	1	1	8	1	0	.077
Feb 26	MANHATTAN	*1b	4	0	0	0	0	0	0	1	0	0	0	0	0	0	1	11	0	0	.059
Feb 27	VIRGINIA TECH	*1b	2	0	0	0	0	0	0	0	0	0	0	0	0	0	1	6	1	0	.053
Feb 28	DELAWARE	*1b	3	1	0	0	0	0	0	0	0	0	1	0	0	0	1	11	0	0	.045
Mar 1	LIBERTY	1b	1	0	0	0	0	0	0	0	0	0	0	0	0	0	1	1	0	0	.043
Mar 05	RUTGERS-1	*1b	3	0	0	0	0	0	0	0	0	0	0	0	0	0	0	9	1	0	.038
Mar 05	RUTGERS-2	*1b	2	1	1	2	0	0	0	0	0	0	1	0	1	0	0	8	1	0	.071
Mar 06	RUTGERS	*1b	3	0	1	0	0	0	0	0	0	0	0	0	0	0	1	11	0	0	.097
Mar 09	at VCU	*1b	3	0	0	0	0	0	0	0	0	0	1	0	0	0	0	11	1	0	.088
Mar 11	at West Virginia	*1b	2	0	0	0	0	0	0	1	0	0	0	0	0	0	1	3	0	0	.083
Mar 12	at West Virginia-1	1b	2	0	1	0	1	0	0	0	0	0	0	0	0	0	1	8	0	0	.105
Mar 12	at West Virginia	*1b	1	0	0	0	0	0	0	1	0	0	0	0	0	0	0	5	2	0	.103
Mar 15	PRINCETON	*1b	4	0	0	0	0	0	0	0	0	0	0	0	0	0	2	11	0	1	.093
Mar 16	PRINCETON	1b	0	0	0	0	0	0	0	0	0	0	0	0	0	0	0	2	0	0	.093
Mar 18	WESTERN KENTUCK	*1b	3	1	1	0	0	0	0	0	0	0	0	1	0	0	0	8	1	1	.109
Mar 18	WESTERN KENTUCK	1b	0	0	0	0	0	0	0	0	0	0	0	0	0	0	0	0	0	0	.109
Mar 19	WESTERN KENTUCK	*1b	2	0	1	0	0	0	0	0	0	0	0	0	0	0	0	13	1	0	.125
Mar 22	VMI	1b	0	0	0	0	0	0	0	0	0	0	1	0	0	0	0	3	0	0	.125
Mar 25	at RICE	*1b	3	0	1	1	0	0	0	0	0	0	0	0	0	0	1	7	0	0	.137
Mar 26	at RICE	*1b	2	0	0	0	0	0	0	0	0	0	1	0	0	0	1	8	1	0	.132
Totals		18gs	53	6	7	3	1	0	0	6	2	0	5	2	1	2	16	167	11	3	.132

On base pct. .277 • Slugging pct. .151

**CAREER STATS**

Year	avg	gp-gs	ab	r	h	2b	3b	hr	rbi	tb	slg%	bb	hbp	so	gdp	ob%	sf	sh	sb-att	po	a	e	fld%
2015	.000	8-0	3	0	0	0	0	0	0	0	.000	0	0	2	0	.000	0	0	0-0	14	0	0	1.000
2016	.132	23-18	53	6	7	1	0	0	3	8	.151	6	5	16	2	.277	1	2	2-2	167	11	3	.983
TOTAL	.125	31-18	56	6	7	1	0	0	3	8	.143	6	5	18	2	.265	1	2	2-2	181	11	3	.985



**#7 WILL MORGAN • Fr. • OF • 6-1 • 180 • L/R • Middletown, N.J. • Christian Brothers Academy**

**PRIOR TO OLD DOMINION:** Will was an outfielder for Christian Brothers Academy in New Jersey ... As a junior, he helped his team win both the Shore Conference and Monmouth County Tournaments ... He hit .360 with 12 doubles and 25 RBI and was named First Team All-Shore Conference and First Team All-A-North Division ... As a senior, the team collected the A-North, Shore Conference, Monmouth County, Non-Public A-South Sectional and the Non-Public Overall State Championships ... Also earned First Team All-Shore honors and was selected to play in the N.J. Senior All-Star game ... Over his career, he recorded 96 hits, 31 doubles, 10 home runs and 47 RBI.

**MISCELLANEOUS**

**2016 Season Highs**

At Bats	4 two times
Runs	2 vs App State
Hits	2 two times
RBI	3 vs App State
2B	1 vs Princeton
3B	1 vs App State
HR	---
Total Bases	8 vs App State
Walks	3 vs App State
SB	1 vs App State
Putouts	4 vs App State
Assists	---

**Career Highs**

At Bats	4 two times
Runs	2 vs App State (2.21.2016)
Hits	2 two times
RBI	3 vs App State (2.21.2016)
2B	1 vs Princeton (3.16.2016)
3B	1 vs App State (2.21.2016)
HR	---
Total Bases	8 vs App State (2.21.2016)
Walks	3 vs App State (2.21.2016)
SB	1 vs App State (2.21.2016)
Putouts	4 vs App State (2.21.2016)
Assists	---

**2016 GAME-BY-GAME STATS**

**2016 Old Dominion Baseball  
Individual Game-by-Game for Old Dominion (as of Mar 27, 2016)**

#7 Will Morgan - 11 games (All games)

Date	Opponent	Pos	AB	R	H	RBI	2B	3B	HR	BB	SB	CS	HBP	SAC	SF	GDP	K	PO	A	E	Avg
Feb 21	vs Appalachian State	*of	2	2	1	3	0	1	0	3	1	1	0	0	0	0	1	4	0	0	.500
Feb 23	NORFOLK STATE	*of	3	0	0	0	0	0	0	0	0	0	0	0	0	0	3	0	0	0	.200
Feb 26	MANHATTAN	*of	1	0	1	0	0	0	0	0	0	0	0	0	0	0	0	2	0	0	.333
Feb 27	VIRGINIA TECH	*of	1	0	0	0	0	0	0	0	0	0	0	0	0	0	1	1	0	1	.286
Mar 06	RUTGERS	*of	2	0	0	0	0	0	0	0	0	0	0	0	0	0	0	1	0	0	.222
Mar 11	at West Virginia	ph	1	0	0	0	0	0	0	0	0	0	0	0	0	0	0	0	0	0	.200
Mar 12	at West Virginia	ph	1	0	0	0	0	0	0	0	0	0	0	0	0	0	1	0	0	0	.182
Mar 15	PRINCETON	*of	0	0	0	0	0	0	0	0	0	0	0	0	0	0	0	0	0	0	.182
Mar 16	PRINCETON	*dh	4	1	2	0	1	0	0	0	0	0	0	0	0	1	0	0	0	0	.267
Mar 19	WESTERN KENTUCK	*of	4	1	2	0	0	0	0	0	0	0	0	0	0	0	1	1	0	1	.316
Mar 23	VMI	*dh	3	0	1	0	0	0	0	1	0	0	0	0	0	0	0	0	0	0	.318
Totals		7gs	22	4	7	3	1	1	0	4	1	1	0	0	0	1	7	9	0	2	.318

On base pct. .423 • Slugging pct. .455

**CAREER STATS**

Year	avg	gp-gs	ab	r	h	2b	3b	hr	rbi	tb	slg%	bb	hbp	so	gdp	ob%	sf	sh	sb-att	po	a	e	fld%
2016	.318	11-7	22	4	7	1	1	0	3	10	.455	4	0	7	1	.423	0	0	1-2	9	0	2	.818
TOTAL	.318	11-7	22	4	7	1	1	0	3	10	.455	4	0	7	1	.423	0	0	1-2	9	0	2	.818



**#9 CONNOR MYERS • Sr. • OF • 5-11 • 180 • R/R • Middletown, Md. • Middletown**

**PERSONAL:** Connor Myers is the son of Alan and Rita Myers ... Has one brother, Dillon and one sister, Mackenzie ... Majoring in sport management ... Four-year honor roll student ... Favorite Foods: Home-Cooked meals like spinach, steak and beets ... Favorite Movie: "Law Abiding Citizen" ... Person in history would most like to meet: Abner Doubleday ... Favorite Book Read: "The Hunger Games" by Suzanne Collins ... Dream Vacation: St. Thomas in the Virgin Islands.

**2015:** Three hits in a game vs. Rutgers ... Three RBI in a game vs. ECU & Charlotte ... Diving catch at UAB was the No. 3 ESPN SportsCenter Play of the day (5-16) ... Second in C-USA in steals with 20-25 ... Homered in game vs. FAU (C-USA tournament) ... 17 multiple hit games ... Longest hitting streak was 13 ... Reached base 21 straight games.

**MISCELLANEOUS**

<b>2016 Season Highs</b>	
At Bats	5 nine times
Runs	3 three times
Hits	4 two times
RBI	3 vs WKU
2B	1 seven times
3B	---
HR	2 vs Liberty
Total Bases	12 three times
Walks	3 vs Manhattan
SB	1 six times
Putouts	6 vs Liberty
Assists	1 two times
<b>Career Highs</b>	
At Bats	6 vs Liberty (3.19.2014)
Runs	3 six times
Hits	4 four times
RBI	3 seven times
2B	2 at Wofford (5.18.2013)
3B	1 five times
HR	2 vs Liberty (3.1.2016)
Total Bases	12 six times
Walks	3 two times
SB	2 at MTSU (3.27.2015)
Putouts	8 vs Rutgers (2.24.2013)
Assists	1 16 times

**2016 GAME-BY-GAME STATS**

**2016 Old Dominion Baseball  
Individual Game-by-Game for Old Dominion (as of Mar 27, 2016)**

**#9 Connor Myers - 25 games (All games)**

Date	Opponent	Pos	AB	R	H	RBI	2B	3B	HR	BB	SB	CS	HBP	SAC	SF	GDP	K	PO	A	E	Avg
Feb 19	vs NC State	*of	4	1	1	0	0	0	0	0	1	0	1	0	0	0	1	4	0	0	.250
Feb 20	vs Kent State	*of	3	0	1	1	1	0	0	0	0	0	0	0	1	0	0	3	0	0	.286
Feb 21	vs Appalachian State	*of	5	3	3	1	0	0	1	1	1	0	0	0	0	0	0	0	0	0	.417
Feb 23	NORFOLK STATE	*of	4	1	1	0	1	0	0	1	0	0	0	0	0	0	1	4	0	0	.375
Feb 26	MANHATTAN	*of	3	0	1	1	0	0	0	3	0	1	0	1	0	0	0	1	0	0	.368
Feb 27	VIRGINIA TECH	*of	2	0	0	0	0	0	0	1	0	0	0	0	0	0	1	0	0	0	.333
Feb 28	DELAWARE	*of	5	2	3	2	1	0	0	0	1	0	0	0	0	0	0	3	0	0	.385
Mar 1	LIBERTY	*of	5	3	4	2	1	0	2	0	0	0	0	0	0	0	0	6	0	0	.452
Mar 05	RUTGERS-1	*of	3	1	0	0	0	0	0	1	0	0	0	0	0	0	1	1	0	0	.412
Mar 05	RUTGERS-2	*of	5	0	2	2	1	0	0	0	1	1	0	0	0	0	0	1	5	0	.410
Mar 06	RUTGERS	*of	4	1	1	0	0	0	0	0	0	0	0	0	0	0	1	0	0	1	.395
Mar 09	at VCU	*of	5	2	1	0	0	0	0	0	1	0	0	0	0	0	2	3	1	0	.375
Mar 11	at West Virginia	*of	4	0	2	0	0	0	0	0	0	1	0	0	0	0	1	4	0	0	.385
Mar 12	at West Virginia-1	*of	5	1	1	1	0	0	0	0	0	0	0	0	0	0	2	6	0	0	.368
Mar 12	at West Virginia	*of	5	0	1	0	0	0	0	1	0	0	0	0	0	0	1	4	0	0	.355
Mar 15	PRINCETON	*of	4	0	0	0	0	0	0	0	0	0	0	0	0	0	2	0	0	0	.333
Mar 16	PRINCETON	*of	3	3	1	0	0	0	0	1	0	0	1	0	0	0	0	0	3	0	.333
Mar 18	WESTERN KENTUCK	*of	5	0	4	3	1	0	0	0	0	0	0	0	0	0	0	1	0	0	.365
Mar 18	WESTERN KENTUCK	*of	4	1	1	0	0	0	0	0	0	0	0	0	0	0	0	0	0	0	.359
Mar 19	WESTERN KENTUCK	*of	4	1	0	0	0	0	0	2	0	0	0	0	0	0	2	0	0	0	.341
Mar 22	VMI	*of	5	1	1	0	1	0	0	0	0	0	0	0	0	0	1	3	0	0	.333
Mar 23	VMI	*of	2	1	1	0	0	0	2	0	1	0	1	0	0	0	0	2	0	0	.337
Mar 25	at RICE	*of	4	0	0	0	0	0	0	0	0	0	0	0	0	0	3	4	0	0	.323
Mar 26	at RICE	*of	4	0	1	0	0	0	0	0	0	0	0	0	0	0	0	3	1	0	.320
Mar 27	at RICE	*of	4	0	1	1	0	0	0	0	1	0	0	0	0	1	1	3	0	1	.317
<b>Totals</b>			25gs	101	22	32	14	7	0	3	13	6	4	2	2	1	21	63	2	2	.317

On base pct. .402 • Slugging pct. .475

**CAREER STATS**

Year	avg	gp-gs	ab	r	h	2b	3b	hr	rbi	tb	slg%	bb	hbp	so	gdp	ob%	sf	sh	sb-att	po	a	e	fld%
2013	.300	53-52	180	33	54	9	4	2	17	77	.428	21	7	50	2	.394	0	1	13-15	141	4	0	1.000
2014	.239	59-49	180	23	43	6	0	0	23	49	.272	21	5	48	2	.333	1	5	12-15	137	6	1	.993
2015	.302	56-55	202	32	61	10	1	1	28	76	.376	17	5	34	1	.366	3	9	20-25	150	4	3	.981
2016	.317	25-25	101	22	32	7	0	3	14	48	.475	13	2	21	1	.402	1	2	6-10	63	2	2	.970
<b>TOTAL</b>	<b>.287</b>	<b>193-181</b>	<b>663</b>	<b>110</b>	<b>190</b>	<b>32</b>	<b>5</b>	<b>6</b>	<b>82</b>	<b>250</b>	<b>.377</b>	<b>72</b>	<b>19</b>	<b>153</b>	<b>6</b>	<b>.370</b>	<b>5</b>	<b>17</b>	<b>51-65</b>	<b>491</b>	<b>16</b>	<b>6</b>	<b>.988</b>



**#10 NICK HARTMAN • Jr. • RHP • 6-2 • 180 • R/R • Katy, Texas • LSU-Eunice**

**PERSONAL:** Son of Victor and Karla Hartman ... Has one sister, Clarissa ... Majoring in sport management ... Performed community service work at a retirement home in Texas ... Favorite pro athlete: Brian Cushing of the Houston Texans, and Jon Singleton of the Houston Astros ... Favorite Foods: Filet mignon wrapped in bacon ... Dream Travel Spot: San Diego.

**2015:** Team best five saves ... Made nine starts.

**MISCELLANEOUS**

**2016 Season Highs**

IP (S)	---
IP (R)	3.0 vs Manhattan
K	3 three times
BB	2 vs Manhattan
NP	32 vs Manhattan
H Allowed (S)	---
H Allowed (R)	6 at West Virginia
HR Allowed	1 at VCU
Runs Allowed (S)	---
Runs Allowed (R)	3 three times
ER Allowed (S)	---
ER Allowed (R)	3 at West Virginia

**2016 Breakdown**

Opp. Avg.	.295
vs. Left	.238
vs. Right	.316
WHIP	1.51
K/IP	23/19.2

**Career Highs**

IP (S)	7.0 two times
IP (R)	3.2 vs USM (5.21.15)
K	6 two times
BB	4 at FAU (4.25.15)
NP	105 at MTSU (3.28.15)
H Allowed (S)	10 at UTSA (4.10.15)
H Allowed (R)	6 at W.Va. (3.12.16)
HR Allowed	1 three times
Runs Allowed (S)	7 at UTSA (4.10.15)
Runs Allowed (R)	3 three times
ER Allowed (S)	6 at MTSU (3.28.15)

**2016 GAME-BY-GAME STATS**

**2016 Old Dominion Baseball  
Individual Game-by-Game for Old Dominion (as of Mar 27, 2016)**

**#10 Nick Hartman - 2 games (All games)**

Date	Opponent	Pos	AB	R	H	RBI	2B	3B	HR	BB	SB	CS	HBP	SAC	SF	GDP	K	PO	A	E	Avg	
Feb 26	MANHATTAN	p	0	0	0	0	0	0	0	0	0	0	0	0	0	0	0	0	0	0	0	.000
Mar 09	at VCU	p	0	0	0	0	0	0	0	0	0	0	0	0	0	0	0	0	0	0	1	.000
Totals		Ogs	0	0	0	0	0	0	0	0	0	0	0	0	0	0	0	0	1	0	1	.000

On base pct. .000 • Slugging pct. .000

**#10 Nick Hartman - 14 appearances (All games)**

Date	Opponent	GS	IP	H	R	ER	BB	SO	2B	3B	HR	WP	BK	HBP	IBB	Score	W-L	Sv	ERA	NP
Feb 19	vs NC State		2.0	0	0	0	0	3	0	0	0	0	0	0	0	5-0	0-0	0	0.00	15
Feb 23	NORFOLK STATE		1.1	0	0	0	0	2	0	0	0	0	0	0	0	5-3	0-0	1	0.00	14
Feb 26	MANHATTAN		3.0	0	0	0	2	2	0	0	0	0	0	0	1	6-5	0-0	1	0.00	37
Mar 1	LIBERTY		1.0	2	1	1	0	1	0	0	0	1	0	0	0	7-6	1-0	1	1.23	22
Mar 05	RUTGERS-1		2.0	2	1	1	0	2	0	0	0	0	0	0	0	4-2	1-0	2	1.93	28
Mar 06	RUTGERS		0.2	1	0	0	0	0	0	0	0	0	0	0	0	2-5	1-0	2	1.80	8
Mar 09	at VCU		2.0	2	1	1	0	3	0	0	1	0	0	0	0	3-1	1-0	3	2.25	24
Mar 12	at West Virginia-1		2.0	6	3	3	0	1	3	0	0	2	0	0	0	5-4	2-0	3	3.86	31
Mar 12	at West Virginia		1.1	2	2	2	1	3	0	0	0	0	0	0	0	5-6	2-1	3	4.70	32
Mar 16	PRINCETON		1.0	1	0	0	0	1	0	0	0	0	0	0	0	10-4	2-1	3	4.41	22
Mar 18	WESTERN KENTUCK		1.0	1	0	0	0	2	0	0	0	1	0	0	0	8-3	2-1	3	4.15	20
Mar 18	WESTERN KENTUCK		1.0	1	0	0	1	2	0	0	0	0	0	0	0	4-2	2-1	4	3.93	23
Mar 23	VMI		1.0	3	3	2	1	1	0	0	0	1	0	0	0	6-5	3-1	4	4.66	23
Mar 27	at RICE		0.1	2	3	2	1	0	0	0	0	0	0	0	0	2-8	3-2	4	5.49	14
Totals			0	19.2	23	14	12	6	23	3	0	1	5	0	1	72-54	3-2	4	5.49	-

**CAREER STATS**

Year	avg	gp-gs	ab	r	h	2b	3b	hr	rbi	tb	slg%	bb	hbp	so	gdp	ob%	sf	sh	sb-att	po	a	e	fld%
2011	.269	56-56	212	23	57	15	2	5	32	91	.429	20	5	50	5	.346	0	0	2-5	115	6	1	.992
2015	.000	0-0	0	0	0	0	0	0	0	0	.000	0	0	0	0	.000	0	0	0-0	6	5	0	1.000
2016	.000	0-0	0	0	0	0	0	0	0	0	.000	0	0	0	0	.000	0	0	0-0	1	0	1	.500
TOTAL	.269	56-56	212	23	57	15	2	5	32	91	.429	20	5	50	5	.346	0	0	2-5	122	11	2	.985

Year	era	w-l	app	gs	cg	sho	sv	ip	h	r	er	bb	so	2b	3b	hr	bf	bavg	wp	hbp	bk	sfa	sha
2015	5.17	0-6	17	9	0	0/2	5	55.2	58	38	32	28	41	13	2	3	257	.262	6	4	0	1	3
2016	5.49	3-2	14	0	0	0/1	4	19.2	23	14	12	6	23	3	0	1	87	.295	5	0	0	1	2
TOTAL	5.26	3-8	31	9	0	0/3	9	75.1	81	52	44	34	64	16	2	4	344	.271	11	4	0	2	5



**#11 KYLE BEAM • Jr. • C • 6-0 • 225 • R/R • Hood River, Ore. • Lane CC**

**PRIOR TO OLD DOMINION:** As a freshman at Lane Community College, Beam was selected to the Second Team All-Southern Region for the Northwest Athletic Conference (NWAC) ... In 2014, he participated in the NWACC Juco All-Star game ... In 2013, Beam's senior year of high school, he was the 5A State Player of the Year for Oregon while batting .506 with seven home runs and 42 RBI ... Following the season, Beam was selected to play in the High School All-Star game ... First Team All-State performer as a junior and senior in high school ... Also played football at Hood River Valley where he was a First Team All-League selection as a wide receiver and safety in 2012.

**MISCELLANEOUS**

**2016 Season Highs**

At Bats	7 vs Manhattan
Runs	2 four times
Hits	3 vs App State
RBI	3 two times
2B	2 vs WKU
3B	1 vs Liberty
HR	1 three times
Total Bases	8 four times
Walks	2 vs Princeton
SB	---
Putouts	7 vs Princeton
Assists	3 two times

**Career Highs**

At Bats	7 vs Manhattan
Runs	2 four times
Hits	3 vs App State (2.21.2016)
RBI	3 two times
2B	2 vs WKU (3.19.2016)
3B	1 vs Liberty (3.1.2016)
HR	1 three times
Total Bases	8 four times
Walks	2 vs Princeton (3.15.2016)
SB	---
Putouts	7 vs Princeton (3.15.2016)
Assists	3 two times

**2016 GAME-BY-GAME STATS**

**2016 Old Dominion Baseball  
Individual Game-by-Game for Old Dominion (as of Mar 27, 2016)**

**#11 Kyle Beam - 18 games (All games)**

Date	Opponent	Pos	AB	R	H	RBI	2B	3B	HR	BB	SB	CS	HBP	SAC	SF	GDP	K	PO	A	E	Avg
Feb 20	vs Kent State	dh	1	0	0	0	0	0	0	1	0	0	0	0	0	0	1	0	0	0	.000
Feb 21	vs Appalachian State	*c	4	2	3	3	0	0	1	0	0	0	0	0	0	0	0	4	0	0	.600
Feb 23	NORFOLK STATE	*dh	3	0	0	1	0	0	1	0	0	0	0	0	0	0	0	0	0	0	.375
Feb 26	MANHATTAN	*dh	7	1	2	1	0	0	0	0	0	0	0	0	0	0	3	0	0	0	.333
Feb 27	VIRGINIA TECH	*c	2	0	0	0	0	0	0	0	0	0	0	0	0	0	0	2	0	0	.294
Mar 1	LIBERTY	*c	4	2	2	1	0	1	0	0	0	0	0	0	0	0	0	6	1	0	.333
Mar 06	RUTGERS	*c	3	0	0	1	0	0	0	0	0	0	0	0	1	0	0	4	0	0	.292
Mar 09	at VCU	*dh	4	0	1	0	0	0	0	0	0	0	0	0	0	0	1	0	0	0	.286
Mar 11	at West Virginia	*dh	4	0	1	0	0	0	0	0	0	0	0	0	0	0	2	0	0	0	.281
Mar 12	at West Virginia-1	*c	5	1	2	2	0	0	1	0	0	0	0	0	0	0	2	4	3	0	.297
Mar 12	at West Virginia	*dh	5	0	0	0	0	0	0	0	0	0	0	0	0	0	3	0	0	0	.262
Mar 15	PRINCETON	*c	2	2	0	0	0	0	0	2	0	0	0	0	1	1	7	1	0	0	.250
Mar 18	WESTERN KENTUCK	*dh	2	1	0	0	0	0	0	1	0	0	0	0	0	1	1	0	0	0	.239
Mar 19	WESTERN KENTUCK	*c	4	2	2	3	2	0	1	0	0	0	0	0	0	0	1	2	2	0	.260
Mar 22	VMI	*c	5	1	2	2	1	0	1	0	0	0	0	0	0	0	2	4	3	0	.273
Mar 23	VMI	*c	2	0	0	0	0	0	1	0	0	0	0	0	0	0	0	5	1	0	.263
Mar 26	at RICE	*c	4	0	0	0	0	0	0	0	0	0	0	0	0	0	2	2	0	1	.246
Mar 27	at RICE	*c	4	0	0	0	0	0	0	0	0	0	0	0	0	0	2	2	1	0	.231
Totals		17gs	65	12	15	14	3	1	3	7	0	0	0	0	1	2	21	42	12	1	.231

On base pct. .301 • Slugging pct. .446

**CAREER STATS**

Year	avg	gp-gs	ab	r	h	2b	3b	hr	rbi	tb	slg%	bb	hbp	so	gdp	ob%	sf	sh	sb-att	po	a	e	fld%
2016	.231	18-17	65	12	15	3	1	3	14	29	.446	7	0	21	2	.301	1	0	0-0	42	12	1	.982
TOTAL	.231	18-17	65	12	15	3	1	3	14	29	.446	7	0	21	2	.301	1	0	0-0	42	12	1	.982



**#14 KURT SINNEN • Jr. • C/1B • 5-11 • 200 • L/R • Virginia Beach, Va. • Kellam**

**PERSONAL:** Kurt Sinnen is the son of Matthew and Tina Sinnen ... Is the twin brother of Sam, and has two other brothers Brooks and Turner ... Brooks played for ODU ... Majoring in sport management.

**2015:** 21 games with seven starts ... Two hits in a game at UTSA

**MISCELLANEOUS**

**2016 Season Highs**

At Bats	5 four times
Runs	2 vs VMI
Hits	2 two times
RBI	3 vs WKU
2B	1 three times
3B	1 vs WKU
HR	1 at VCU
Total Bases	8 vs VMI
Walks	2 four times
SB	1 two times
Putouts	12 vs VMI
Assists	2 two times

**Career Highs**

At Bats	5 four times
Runs	2 vs VMI (3.22.2016)
Hits	2 five times
RBI	3 vs WKU (3.19.2016)
2B	1 five times
3B	1 vs WKU (3.19.2016)
HR	1 at VCU (3.9.2016)
Total Bases	8 vs VMI (2.22.2016)
Walks	2 four times
SB	1 two times
Putouts	12 vs VMI (3.23.2016)
Assists	2 three times

**2016 GAME-BY-GAME STATS**

**2016 Old Dominion Baseball  
Individual Game-by-Game for Old Dominion (as of Mar 27, 2016)**

**#14 Kurt Sinnen - 24 games (All games)**

Date	Opponent	Pos	AB	R	H	RBI	2B	3B	HR	BB	SB	CS	HBP	SAC	SF	GDP	K	PO	A	E	Avg
Feb 19	vs NC State	*c	4	0	1	2	0	0	0	1	0	0	0	0	0	0	1	9	1	0	.250
Feb 20	vs Kent State	*c	3	0	1	1	0	0	0	1	0	0	0	0	0	0	0	7	0	0	.286
Feb 21	vs Appalachian State	*dh	3	0	0	0	0	0	0	1	1	0	0	0	0	0	0	0	0	0	.200
Feb 23	NORFOLK STATE	*c	4	0	1	1	0	0	0	0	0	0	0	0	0	0	2	6	0	0	.214
Feb 26	MANHATTAN	*c	5	0	0	0	0	0	0	1	0	0	0	0	0	0	1	8	2	0	.158
Feb 28	DELAWARE	*c	5	1	1	0	0	0	0	0	0	0	0	0	0	0	0	5	0	0	.167
Mar 1	LIBERTY	*dh	3	0	2	1	0	0	0	0	0	0	0	0	1	0	0	0	0	0	.222
Mar 05	RUTGERS-1	*c	4	0	0	0	0	0	0	0	0	0	0	0	0	0	0	8	0	0	.194
Mar 05	RUTGERS-2	*c	3	1	2	0	1	0	2	0	0	0	0	0	0	0	0	4	0	0	.235
Mar 06	RUTGERS	ph	1	0	0	0	0	0	0	0	0	0	0	0	0	0	0	0	0	0	.229
Mar 09	at VCU	*c	3	1	1	1	0	0	1	2	0	0	0	0	0	0	0	7	1	0	.237
Mar 11	at West Virginia	*c	4	1	1	0	0	0	0	0	0	0	0	0	0	0	0	9	2	1	.238
Mar 12	at West Virginia-1	*dh	4	0	0	0	0	0	0	1	0	0	0	0	0	0	2	0	0	0	.217
Mar 12	at West Virginia	ph	1	0	1	1	0	0	0	0	0	0	0	0	0	0	0	0	0	0	.234
Mar 15	PRINCETON	*dh	2	1	1	1	0	0	0	1	1	0	1	0	0	0	0	0	0	0	.245
Mar 16	PRINCETON	*1b	5	0	1	0	0	0	0	0	0	0	0	0	0	0	0	7	0	0	.241
Mar 18	WESTERN KENTUCK	*c	3	0	1	0	0	0	0	0	0	0	0	1	0	0	1	10	0	0	.246
Mar 18	WESTERN KENTUCK	*1b	2	0	1	0	1	0	2	0	0	0	0	0	0	0	0	7	0	0	.254
Mar 19	WESTERN KENTUCK	ph/1b	1	1	1	3	0	1	0	1	0	0	0	0	1	0	0	3	1	0	.267
Mar 22	VMI	*1b	2	2	1	0	1	0	0	2	0	0	0	0	0	0	1	9	0	0	.274
Mar 23	VMI	*1b	5	0	1	1	0	0	0	0	0	0	0	0	0	0	2	12	0	1	.269
Mar 25	at RICE	*c	3	0	0	0	0	0	0	0	0	0	0	0	0	0	0	4	1	0	.257
Mar 26	at RICE	ph	1	0	0	0	0	0	0	0	0	0	0	0	0	0	0	0	0	0	.254
Mar 27	at RICE	*1b	4	0	1	0	0	0	0	0	0	0	0	0	0	0	0	9	0	0	.253
Totals			20gs	75	8	19	12	3	1	15	2	0	1	1	2	0	10	124	8	2	.253

On base pct. .376 • Slugging pct. .360

**CAREER STATS**

Year	avg	gp-gs	ab	r	h	2b	3b	hr	rbi	tb	slg%	bb	hbp	so	gdp	ob%	sf	sh	sb-att	po	a	e	fld%
2014	.304	26-11	46	2	14	1	0	0	7	15	.326	7	0	10	0	.396	0	1	0-0	49	5	1	.982
2015	.171	21-7	35	1	6	1	0	0	1	7	.200	5	0	7	1	.275	0	0	0-0	38	4	1	.977
2016	.253	24-20	75	8	19	3	1	1	12	27	.360	15	1	10	0	.376	2	1	2-2	124	8	2	.985
TOTAL	.250	71-38	156	11	39	5	1	1	20	49	.314	27	1	27	1	.360	2	2	2-2	211	17	4	.983



**#15 ZACH RUTHERFORD • So. • INF • 6-2 • 180 • R/R • Chesapeake, Va. • Western Branch**

**PERSONAL:** Son of Robbie and Kelly Rutherford ... One sister, Ashley ... Majoring in management ... Would like to own his own business ... 2013-14 National Honor Society secretary ... Favorite pro athlete: Mike Trout ... Favorite pro team: St. Louis Cardinals ... Dream Travel Spot: Cozumel, Mexico.

**2015:** Collegiate Baseball and Baseball America Freshman All-American ... C-USA All-Freshman squad ... Third on team in hitting at .317 ... Started 42 of 43 games played in (mostly at shortstop) ... Hit .355 in 27 C-USA games to lead team ... Four RBI in a game at nationally ranked FAU ... Committed only five errors ... Pitched in six games ... 13 multiple hit games ... Longest hitting streak was nine games.

**MISCELLANEOUS**

2016 Season Highs	
At Bats	6 vs Manhattan
Runs	3 vs Princeton
Hits	3 three times
RBI	3 vs WKU
2B	1 three times
3B	1 two times
HR	---
Total Bases	12 vs Princeton
Walks	2 vs NC State
SB	2 vs Kent State
Putouts	4 two times
Assists	9 vs Rutgers
Career Highs	
At Bats	6 vs Manhattan (2.26.2016)
Runs	3 two times
Hits	3 10 times
RBI	4 vs FAU (4.24.2015)
2B	2 two times
3B	1 three times
HR	---
Total Bases	12 three times
Walks	2 three times
SB	2 vs Kent State (2.20.2016)
Putouts	5 three times
Assists	9 vs Rutgers (3.6.2016)

**2016 GAME-BY-GAME STATS**

**2016 Old Dominion Baseball  
Individual Game-by-Game for Old Dominion (as of Mar 27, 2016)**

**#15 Zach Rutherford - 25 games (All games)**

Date	Opponent	Pos	AB	R	H	RBI	2B	3B	HR	BB	SB	CS	HBP	SAC	SF	GDP	K	PO	A	E	Avg
Feb 19	vs NC State	*SS	3	1	0	0	0	0	0	2	0	0	0	0	0	0	1	0	2	0	.000
Feb 20	vs Kent State	*SS	4	1	0	0	0	0	0	0	2	0	0	0	0	0	0	3	2	0	.000
Feb 21	vs Appalachian State	*SS	5	0	1	1	0	0	0	0	0	1	0	0	0	0	1	0	5	0	.083
Feb 23	NORFOLK STATE	*SS	4	1	2	1	0	0	0	1	0	0	0	0	0	0	0	2	1	0	.188
Feb 26	MANHATTAN	*SS	6	2	3	0	0	0	0	1	1	0	0	0	0	1	0	3	2	1	.273
Feb 27	VIRGINIA TECH	*SS	3	0	0	0	0	0	0	0	0	0	0	0	0	0	0	3	4	0	.240
Feb 28	DELAWARE	*SS	5	0	0	1	0	0	0	0	0	0	0	0	0	0	1	0	6	0	.200
Mar 1	LIBERTY	*SS	3	1	2	0	1	0	0	1	0	0	0	0	0	0	0	1	3	1	.242
Mar 05	RUTGERS-1	*SS	4	1	2	0	0	0	0	0	1	0	0	0	0	0	0	0	5	1	.270
Mar 05	RUTGERS-2	*SS	5	0	0	0	0	0	0	0	0	0	0	0	0	0	3	2	4	1	.238
Mar 06	RUTGERS	*SS	2	0	1	0	0	0	0	0	0	0	1	1	0	1	0	4	9	1	.250
Mar 09	at VCU	*SS	4	0	2	1	1	0	0	0	0	0	0	1	0	0	1	1	3	1	.271
Mar 11	at West Virginia	*SS	4	0	1	0	0	0	0	0	0	0	0	0	0	0	1	3	1	0	.269
Mar 12	at West Virginia-1	*SS	2	1	1	0	0	0	0	0	0	0	2	1	0	0	0	2	4	0	.278
Mar 12	at West Virginia	*SS	4	1	0	1	0	0	0	1	0	0	0	0	1	0	1	4	3	0	.259
Mar 15	PRINCETON	*SS	3	0	2	0	0	0	0	1	1	0	0	0	0	0	0	1	7	0	.279
Mar 16	PRINCETON	*SS	4	3	3	1	0	0	0	1	1	0	0	0	0	0	0	3	4	0	.308
Mar 18	WESTERN KENTUCK	*SS	4	0	1	1	0	0	0	0	0	0	0	0	1	0	0	1	1	0	.304
Mar 18	WESTERN KENTUCK	*SS	3	1	1	3	0	1	0	1	1	0	0	0	0	0	2	0	4	0	.306
Mar 19	WESTERN KENTUCK	*SS	3	1	1	1	0	0	0	1	0	0	0	2	0	0	0	3	5	1	.307
Mar 22	VMI	*SS	4	1	3	1	0	0	0	1	0	0	0	0	0	0	0	0	4	0	.329
Mar 23	VMI	*SS	5	1	1	1	0	1	0	0	0	0	0	0	0	0	1	1	4	0	.321
Mar 25	at RICE	*SS	4	0	0	0	0	0	0	0	0	0	0	0	0	0	2	3	2	0	.307
Mar 26	at RICE	*SS	4	0	1	0	1	0	0	0	0	0	0	0	0	0	0	0	5	0	.304
Mar 27	at RICE	*SS	4	0	0	1	0	0	0	0	0	0	0	0	0	0	2	1	7	0	.292
Totals		25gs	96	16	28	14	3	2	0	11	7	1	3	5	2	2	16	41	97	7	.292

On base pct. .375 • Slugging pct. .365

**CAREER STATS**

Year	avg	gp-gs	ab	r	h	2b	3b	hr	rbi	tb	slg%	bb	hbp	so	gdp	ob%	sf	sh	sb-att	po	a	e	fld%
2015	.317	43-42	164	30	52	13	1	0	18	67	.409	10	3	26	4	.367	0	6	4-4	75	103	5	.973
2016	.292	25-25	96	16	28	3	2	0	14	35	.365	11	3	16	2	.375	2	5	7-8	41	97	7	.952
TOTAL	.308	68-67	260	46	80	16	3	0	32	102	.392	21	6	42	6	.370	2	11	11-12	116	200	12	.963

Year	era	w-l	app	gs	cg	sho	sv	ip	h	r	er	bb	so	2b	3b	hr	bf	bavg	wp	hbp	bk	sfa	sha
2015	3.24	1-2	6	0	0	0/0	0	8.1	13	3	3	1	4	1	0	0	40	.371	0	2	0	0	2
TOTAL	3.24	1-2	6	0	0	0/0	0	8.1	13	3	3	1	4	1	0	0	40	.371	0	2	0	0	2



**#16 THOMAS BUSBICE • Sr. • RHP • 6-1 • 205 • R/R • Papillion, Neb. • Iowa Western**

**PERSONAL:** Son of Joe Busbice and Damorah Alexander ... Has one brother: Matt ... Majoring in criminal justice ... Interested in law enforcement or the Air Force ... Favorite pro athlete: Stephen Curry ... Favorite pro team: San Antonio Spurs ... Dream travel spot: Maui.

**2015:** Fanned five at Middle Tenn ... Saves vs. Rutgers and WKU ... Team best 25 appearances.

**MISCELLANEOUS**

**2016 Season Highs**

IP (S)	---
IP (R)	2.0 vs Rutgers
K	1 six times
BB	2 at West Virginia
NP	24 at West Virginia
H Allowed (S)	---
H Allowed (R)	3 vs Princeton
HR Allowed	---
Runs Allowed (S)	---
Runs Allowed (R)	4 vs Virginia Tech
ER Allowed (S)	---
ER Allowed (R)	3 vs Virginia Tech

**2016 Breakdown**

Opp. Avg.	.319
vs. Left	.231
vs. Right	.345
WHIP	1.67
K/IP	6/10.2

**Career Highs**

IP (S)	3.0 at W&M (4.14.15)
IP (R)	4.0 at MTSU (3.29.15)
K	5 at MTSU (3.29.15)
BB	4 three times
NP	74 vs Rice (3.21.15)
H Allowed (S)	5 at W&M (4.14.15)
H Allowed (R)	7 vs Rice (3.21.15)
HR Allowed	1 three times
Runs Allowed (S)	5 at W&M (4.14.15)
Runs Allowed (R)	4 two times
ER Allowed (S)	5 at W&M (4.14.15)

**2016 GAME-BY-GAME STATS**

**2016 Old Dominion Baseball  
Individual Game-by-Game for Old Dominion (as of Mar 27, 2016)**

**#16 Thomas Busbice - 2 games (All games)**

Date	Opponent	Pos	AB	R	H	RBI	2B	3B	HR	BB	SB	CS	HBP	SAC	SF	GDP	K	PO	A	E	Avg	
Mar 05	RUTGERS-2	p	0	0	0	0	0	0	0	0	0	0	0	0	0	0	0	0	1	0	0	.000
Mar 15	PRINCETON	p	0	0	0	0	0	0	0	0	0	0	0	0	0	0	0	0	1	1	0	.000
Totals		0gs	0	0	0	0	0	0	0	0	0	0	0	0	0	0	0	0	1	1	0	.000

On base pct. .000 • Slugging pct. .000

**#16 Thomas Busbice - 10 appearances (All games)**

Date	Opponent	GS	IP	H	R	ER	BB	SO	2B	3B	HR	WP	BK	HBP	IBB	Score	W-L	Sv	ERA	NP
Feb 23	NORFOLK STATE		1.0	1	0	0	0	0	1	0	0	0	0	0	0	5-3	0-0	0	0.00	21
Feb 27	VIRGINIA TECH		0.0	2	4	3	0	1	2	0	0	3	0	0	0	1-22	0-0	0	27.00	17
Mar 05	RUTGERS-2		2.0	0	0	0	0	1	0	0	0	0	0	0	0	7-4	1-0	0	9.00	21
Mar 09	at VCU		0.2	1	0	0	0	0	0	0	0	0	0	0	0	3-1	1-0	0	7.36	8
Mar 12	at West Virginia-1		1.2	2	0	0	0	1	0	0	0	1	0	0	0	5-4	1-0	0	5.06	24
Mar 12	at West Virginia		1.0	0	0	0	2	1	0	0	0	0	0	0	0	5-6	1-0	0	4.26	16
Mar 15	PRINCETON		1.1	3	2	2	0	1	0	0	0	0	0	0	0	7-6	1-0	0	5.87	17
Mar 19	WESTERN KENTUCK		0.1	2	2	2	0	0	0	0	0	0	0	0	0	12-8	1-0	0	7.88	4
Mar 22	VMI		1.0	1	1	1	1	0	0	0	0	0	1	0	0	8-2	1-0	0	8.00	21
Mar 26	at RICE		1.2	1	0	0	1	1	0	0	0	0	0	0	0	2-6	1-0	0	6.75	16
Totals		0	10.2	13	9	8	4	6	3	0	0	4	0	1	0	55-62	1-0	0	6.75	-

**CAREER STATS**

Year	avg	gp-gs	ab	r	h	2b	3b	hr	rbi	tb	slg%	bb	hbp	so	gdp	ob%	sf	sh	sb-att	po	a	e	fld%
2015	.000	0-0	0	0	0	0	0	0	0	0	.000	0	0	0	0	.000	0	0	0-0	3	11	2	.875
2016	.000	0-0	0	0	0	0	0	0	0	0	.000	0	0	0	0	.000	0	0	0-0	1	1	0	1.000
TOTAL	.000	0-0	0	0	0	0	0	0	0	0	.000	0	0	0	0	.000	0	0	0-0	4	12	2	.889

Year	era	w-l	app	gs	cg	sho	sv	ip	h	r	er	bb	so	2b	3b	hr	bf	bavg	wp	hbp	bk	sfa	sha
2015	4.84	3-2	25	1	0	0/3	2	44.2	46	30	24	26	37	11	0	3	201	.279	12	3	0	3	4
2016	6.75	1-0	10	0	0	0/0	0	10.2	13	9	8	4	6	3	0	0	51	.310	4	1	0	1	3
TOTAL	5.20	4-2	35	1	0	0/3	2	55.1	59	39	32	30	43	14	0	3	252	.285	16	4	0	4	7





**#17 CULVER LAMB • So. • RHP • 6-3 • 195 • R/R • Virginia Beach, Va. • Chipola College**

**PRIOR TO OLD DOMINION:** Member of the Chipola College baseball program that went 40-12 and won the Panhandle Conference Championship in 2015 ... Played first base and was a right-handed pitcher ... Named Second Team All-Panhandle Conference as a pitcher and earned Academic All-Conference honors ... Registered a 3.36 ERA in 67 innings pitched and 65 strikeouts ... Also hit .250 overall and .450 in the conference ... Earned First Team All-Region honors as a pitcher and third baseman and Second Team All-State as a pitcher at Tallwood High School.

**MISCELLANEOUS**

**2016 Season Highs**

IP (S)	---
IP (R)	3.2 vs Kent State
K	5 vs Kent State
BB	2 vs Princeton
NP	53 two times
H Allowed (S)	---
H Allowed (R)	4 vs WKU
HR Allowed	1 vs Delaware
Runs Allowed (S)	---
Runs Allowed (R)	3 vs WKU
ER Allowed (S)	---
ER Allowed (R)	2 three times

**2016 Breakdown**

Opp. Avg.	.263
vs. Left	.308
vs. Right	.240
WHIP	1.32
K/IP	19/19.0

**Career Highs**

IP (S)	---
IP (R)	3.2 vs Kent State (2.20.16)
K	5 vs Kent State (2.20.16)
BB	2 vs Princeton (3.15.16)
NP	53 two times
H Allowed (S)	---
H Allowed (R)	4 vs WKU (3.19.16)
HR Allowed	1 vs Delaware (2.28.16)
Runs Allowed (S)	---
Runs Allowed (R)	3 vs WKU (3.19.16)
ER Allowed (S)	---
ER Allowed (R)	2 three times

**2016 GAME-BY-GAME STATS**

**2016 Old Dominion Baseball  
Individual Game-by-Game for Old Dominion (as of Mar 27, 2016)**

**#17 Culver Lamb - 5 games (All games)**

Date	Opponent	Pos	AB	R	H	RBI	2B	3B	HR	BB	SB	CS	HBP	SAC	SF	GDP	K	PO	A	E	Avg
Feb 28	DELAWARE	p	0	0	0	0	0	0	0	0	0	0	0	0	0	0	0	0	1	0	.000
Mar 11	at West Virginia	p	0	0	0	0	0	0	0	0	0	0	0	0	0	0	0	0	0	1	.000
Mar 12	at West Virginia-1	p	0	0	0	0	0	0	0	0	0	0	0	0	0	0	0	0	1	0	.000
Mar 15	PRINCETON	p	0	0	0	0	0	0	0	0	0	0	0	0	0	0	0	0	0	1	.000
Mar 25	at RICE	p	0	0	0	0	0	0	0	0	0	0	0	0	0	0	0	1	1	0	.000
Totals		Ogs	0	0	0	0	0	0	0	0	0	0	0	0	0	0	0	1	3	2	.000

On base pct. .000 • Slugging pct. .000

**#17 Culver Lamb - 10 appearances (All games)**


Date	Opponent	GS	IP	H	R	ER	BB	SO	2B	3B	HR	WP	BK	HBP	IBB	Score	W-L	Sv	ERA	NP
Feb 20	vs Kent State		3.2	3	0	0	1	5	0	0	0	0	0	0	0	2-0	0-0	0	0.00	53
Feb 28	DELAWARE		3.1	3	2	2	0	4	0	0	1	0	0	0	0	10-4	1-0	0	2.57	53
Mar 05	RUTGERS-2		3.0	3	0	0	0	1	0	0	0	0	0	0	0	7-4	1-0	1	1.80	51
Mar 11	at West Virginia		1.0	1	2	0	0	1	1	0	0	0	0	0	0	3-4	1-1	1	1.64	17
Mar 12	at West Virginia-1		1.2	0	0	0	1	1	0	0	0	0	0	0	0	5-4	1-1	1	1.42	25
Mar 15	PRINCETON		1.2	2	2	2	2	3	1	0	0	0	0	0	0	7-6	2-1	1	2.51	30
Mar 18	WESTERN KENTUCK		1.0	1	0	0	0	1	1	0	0	0	0	0	0	8-3	2-1	1	2.35	11
Mar 18	WESTERN KENTUCK		1.0	1	0	0	0	1	0	0	0	0	0	1	0	4-2	2-1	1	2.20	16
Mar 19	WESTERN KENTUCK		0.2	4	3	2	0	0	0	0	0	0	0	0	0	12-8	2-1	1	3.18	20
Mar 25	at RICE		2.0	2	1	1	1	2	0	0	0	0	0	1	0	1-3	2-1	1	3.32	34
Totals		0	19.0	20	10	7	5	19	3	0	1	0	0	2	0	59-38	2-1	1	3.32	-

**CAREER STATS**

Year	avg	gp-gs	ab	r	h	2b	3b	hr	rbi	tb	slg%	bb	hbp	so	gdp	ob%	sf	sh	sb-att	po	a	e	fld%
2016	.000	0-0	0	0	0	0	0	0	0	0	.000	0	0	0	0	.000	0	0	0-0	1	3	2	.667
TOTAL	.000	0-0	0	0	0	0	0	0	0	0	.000	0	0	0	0	.000	0	0	0-0	1	3	2	.667

Year	era	w-l	app	gs	cg	sho	sv	ip	h	r	er	bb	so	2b	3b	hr	bf	bavg	wp	hbp	bk	sfa	sha
2016	3.32	2-1	10	0	0	0/1	1	19.0	20	10	7	5	19	3	0	1	84	.263	0	2	0	0	1
TOTAL	3.32	2-1	10	0	0	0/1	1	19.0	20	10	7	5	19	3	0	1	84	.263	0	2	0	0	1



**#18 GRAYSON BAILEY • R Sr. • LHP • 6-1 • 210 • L/L • Virginia Beach, Va. • Lee University**

**PRIOR TO OLD DOMINION:** Member of the Lee University baseball team ... Led the team to two NCAA World Series Runner-Up titles in 2014 and 2015 ... In 2014, recorded a 2.05 ERA and one save in 26.1 innings pitched ... Also notched 18 hits and a .202 batting average ... In 2015, went 3-2 in 35.2 innings with a 3.28 ERA ... Was named an Academic All-American twice ... Attended Frank W. Cox High School and was a First Team All-Beach, First Team All-Region, First Team All-Hampton Roads, Honorable Mention All-State and led the team to the regional semifinals ... Played with the Peninsula Pilots in the Coastal Plains League and helped the team win two CPL Championships (2013 & 2014).

**MISCELLANEOUS**

**2016 Season Highs**

IP (S)	---
IP (R)	2.0 two times
K	3 vs VMI
BB	3 vs Virginia Tech
NP	42 vs VMI
H Allowed (S)	---
H Allowed (R)	2 two times
HR Allowed	---
Runs Allowed (S)	---
Runs Allowed (R)	3 vs Virginia Tech
ER Allowed (S)	---
ER Allowed (R)	2 vs Virginia Tech

**2016 Breakdown**

Opp. Avg.	.184
vs. Left	.091
vs. Right	.222
WHIP	1.25
K/IP	7/12.0

**Career Highs**

IP (S)	---
IP (R)	2.0 two times
K	3 vs VMI (3.22.16)
BB	3 vs Va. Tech (2.27.16)
NP	42 vs VMI (3.22.16)
H Allowed (S)	---
H Allowed (R)	2 two times
HR Allowed	---
Runs Allowed (S)	---
Runs Allowed (R)	3 vs Va. Tech (2.27.16)
ER Allowed (S)	---
ER Allowed (R)	2 vs Va. Tech (2.27.16)

**2016 GAME-BY-GAME STATS**

**2016 Old Dominion Baseball  
Individual Game-by-Game for Old Dominion (as of Mar 27, 2016)**

**#18 Grayson Bailey - 2 games (All games)**

Date	Opponent	Pos	AB	R	H	RBI	2B	3B	HR	BB	SB	CS	HBP	SAC	SF	GDP	K	PO	A	E	Avg	
Mar 12	at West Virginia	p	0	0	0	0	0	0	0	0	0	0	0	0	0	0	0	0	2	0	0	.000
Mar 19	WESTERN KENTUCK	p	0	0	0	0	0	0	0	0	0	0	0	0	0	0	0	0	1	0	0	.000
Totals		Ogs	0	0	0	0	0	0	0	0	0	0	0	0	0	0	0	0	3	0	0	.000

On base pct. .000 • Slugging pct. .000

**#18 Grayson Bailey - 10 appearances (All games)**

Date	Opponent	GS	IP	H	R	ER	BB	SO	2B	3B	HR	WP	BK	HBP	IBB	Score	W-L	Sv	ERA	NP
Feb 23	NORFOLK STATE		2.0	2	1	1	0	0	0	0	0	0	0	0	0	5-3	0-0	0	4.50	38
Feb 27	VIRGINIA TECH		0.1	2	3	2	3	1	0	0	0	1	0	0	0	1-22	0-0	0	11.57	29
Mar 09	at VCU		1.0	1	0	0	0	0	0	0	0	0	0	0	0	3-1	0-0	0	8.10	19
Mar 12	at West Virginia		1.1	0	0	0	1	0	0	0	0	0	0	0	0	5-6	0-0	0	5.79	19
Mar 15	PRINCETON		1.0	0	0	0	0	1	0	0	0	0	0	0	0	7-6	0-0	1	4.76	16
Mar 16	PRINCETON		1.0	0	0	0	1	1	0	0	0	1	0	0	0	10-4	0-0	1	4.05	22
Mar 18	WESTERN KENTUCK		1.0	0	0	0	0	1	0	0	0	0	0	0	0	4-2	1-0	1	3.52	9
Mar 19	WESTERN KENTUCK		0.2	0	0	0	1	0	0	0	0	1	0	0	0	12-8	1-0	1	3.24	6
Mar 22	VMI		2.0	1	0	0	1	3	0	0	0	0	1	0	0	8-2	1-0	1	2.61	42
Mar 26	at RICE		1.2	1	1	1	1	0	0	0	0	2	0	0	0	2-6	1-0	1	3.00	25
Totals		0	12.0	7	5	4	8	7	0	0	0	5	0	1	0	57-60	1-0	1	3.00	-

**CAREER STATS**

Year	avg	gp-gs	ab	r	h	2b	3b	hr	rbi	tb	slg%	bb	hbp	so	gdp	ob%	sf	sh	sb-att	po	a	e	fld%
2016	.000	0-0	0	0	0	0	0	0	0	0	.000	0	0	0	0	.000	0	0	0-0	0	3	0	1.000
TOTAL	.000	0-0	0	0	0	0	0	0	0	0	.000	0	0	0	0	.000	0	0	0-0	0	3	0	1.000

Year	era	w-l	app	gs	cg	sho	sv	ip	h	r	er	bb	so	2b	3b	hr	bf	bavg	wp	hbp	bk	sfa	sha
2016	3.00	1-0	10	0	0	0/0	1	12.0	7	5	4	8	7	0	0	0	50	.184	5	1	0	1	2
TOTAL	3.00	1-0	10	0	0	0/0	1	12.0	7	5	4	8	7	0	0	0	50	.184	5	1	0	1	2



**#19 DARIUS GILLUS • R/RF • INF • 5-11 • 205 • R/R • Chesterfield, Va. • L.C. Bird**

**PERSONAL:** Son of Quinton and Gail Gillus ... Has two sisters: Jasmine and LaTisha ... Majoring in criminal justice ... Interested in the CIA ... Favorite pro athlete: Bo Jackson ... Favorite pro team: New York Yankees ... Favorite Food: Pizza ... Dream Travel Spot: Spain.

**2015:** Did not play.

**MISCELLANEOUS**

**2016 Season Highs**

At Bats	2 at West Virginia
Runs	---
Hits	1 vs WKU
RBI	1 vs WKU
2B	---
3B	---
HR	---
Total Bases	1 vs WKU
Walks	1 vs Manhattan
SB	---
Putouts	6 at West Virginia
Assists	1 vs Virginia Tech

**Career Highs**

At Bats	2 at West Virginia (3.12.2016)
Runs	---
Hits	1 vs WKU (3.19.2016)
RBI	1 vs WKU (3.19.2016)
2B	---
3B	---
HR	---
Total Bases	1 vs WKU (3.19.2016)
Walks	1 vs Manhattan (2.26.2016)
SB	---
Putouts	6 at West Virginia (3.12.2016)
Assists	1 vs Virginia Tech (2.27.2016)

**2016 GAME-BY-GAME STATS**

**2016 Old Dominion Baseball  
Individual Game-by-Game for Old Dominion (as of Mar 27, 2016)**

**#19 Darius Gillus - 8 games (All games)**

Date	Opponent	Pos	AB	R	H	RBI	2B	3B	HR	BB	SB	CS	HBP	SAC	SF	GDP	K	PO	A	E	Avg
Feb 26	MANHATTAN	ph	0	0	0	0	0	0	0	1	0	0	0	0	0	0	0	0	0	0	.000
Feb 27	VIRGINIA TECH	1b	1	0	0	0	0	0	0	0	0	0	0	0	0	0	1	2	1	0	.000
Mar 1	LIBERTY	1b	0	0	0	0	0	0	0	0	0	0	0	0	0	0	0	1	0	0	.000
Mar 05	RUTGERS-1	ph	1	0	0	1	0	0	0	0	0	0	0	0	0	0	0	0	0	0	.000
Mar 12	at West Virginia-1	ph	1	0	0	0	0	0	0	0	0	0	0	0	0	0	0	0	0	0	.000
Mar 12	at West Virginia	1b	2	0	0	0	0	0	0	0	0	0	0	0	0	0	2	6	0	0	.000
Mar 19	WESTERN KENTUCK	ph	1	0	1	1	0	0	0	0	0	0	0	0	0	0	0	0	0	0	.167
Mar 22	VMI	pr/1b	0	0	0	0	0	0	0	0	0	0	0	0	0	0	0	2	0	0	.167
Totals		Ogs	6	0	1	2	0	0	0	1	0	0	0	0	0	0	3	11	1	0	.167

On base pct. .286 • Slugging pct. .167

**CAREER STATS**

Year	avg	gp-gs	ab	r	h	2b	3b	hr	rbi	tb	slg%	bb	hbp	so	gdp	ob%	sf	sh	sb-att	po	a	e	fld%
2016	.167	8-0	6	0	1	0	0	0	2	1	.167	1	0	3	0	.286	0	0	0-0	11	1	0	1.000
TOTAL	.167	8-0	6	0	1	0	0	0	2	1	.167	1	0	3	0	.286	0	0	0-0	11	1	0	1.000



**#20 BRYCE WINDHAM • Fr. • INF • 6-0 • 170 • L/R • Monroe, Mich. • Saint Mary Catholic Central**

**PRIOR TO OLD DOMINION:** Played baseball, basketball and football at St. Mary Catholic Central ... Baseball team went 34-7 in 2014-15 and made it to the state quarterfinals ... Earned All-State honors for three years ... Helped lead the team to three league championships and two regional appearances ... Participated in the Michigan All-Star game ... Batted above .300 every year, with a high of .495 as a senior ... In basketball, played point guard and graduated as the all-time assist leader and the second all-time leading scorer ... Earned All-State honors and was asked to play in the Michigan All-Star game ... In football, played quarterback and helped lead the team to a League and State Championship in 2014 and was named to the All-State team ... Also set the school record for passing yards.

**MISCELLANEOUS**

**2016 Season Highs**

At Bats	1 two times
Runs	1 three times
Hits	---
RBI	---
2B	---
3B	---
HR	---
Total Bases	4 three times
Walks	1 vs App. State
SB	---
Putouts	---
Assists	2 vs VMI

**Career Highs**

At Bats	1 two times
Runs	1 three times
Hits	---
RBI	---
2B	---
3B	---
HR	---
Total Bases	4 three times
Walks	1 vs App. State (2.21.2016)
SB	---
Putouts	---
Assists	2 vs VMI (3.22.2016)

**2016 GAME-BY-GAME STATS**

**2016 Old Dominion Baseball  
Individual Game-by-Game for Old Dominion (as of Mar 27, 2016)**

**#20 Bryce Windham - 10 games (All games)**

Date	Opponent	Pos	AB	R	H	RBI	2B	3B	HR	BB	SB	CS	HBP	SAC	SF	GDP	K	PO	A	E	Avg
Feb 21	vs Appalachian State	2b	0	1	0	0	0	0	0	1	0	0	0	0	0	0	0	0	1	1	.000
Feb 27	VIRGINIA TECH	ph	1	0	0	0	0	0	0	0	0	0	0	0	0	0	0	0	0	0	.000
Mar 1	LIBERTY	pr	0	0	0	0	0	0	0	0	0	0	0	0	0	0	0	0	0	0	.000
Mar 09	at VCU	ph	0	0	0	0	0	0	0	0	0	0	0	1	0	0	0	0	0	0	.000
Mar 12	at West Virginia-1	pr	0	0	0	0	0	0	0	0	0	0	0	0	0	0	0	0	0	0	.000
Mar 12	at West Virginia	pr	0	1	0	0	0	0	0	0	0	0	0	0	0	0	0	0	0	0	.000
Mar 15	PRINCETON	pr	0	1	0	0	0	0	0	0	0	0	0	0	0	0	0	0	0	0	.000
Mar 18	WESTERN KENTUCK	pr	0	0	0	0	0	0	0	0	0	0	0	0	0	0	0	0	0	0	.000
Mar 22	VMI	2b	1	0	0	0	0	0	0	0	0	0	0	0	0	0	1	0	2	0	.000
Mar 27	at RICE	pr	0	0	0	0	0	0	0	0	0	0	0	0	0	0	0	0	0	0	.000
Totals		0gs	2	3	0	0	0	0	0	1	0	0	0	1	0	0	1	0	3	1	.000

On base pct. .333 • Slugging pct. .000

**CAREER STATS**

Year	avg	gp-gs	ab	r	h	2b	3b	hr	rbi	tb	slg%	bb	hbp	so	gdp	ob%	sf	sh	sb-att	po	a	e	fld%
2016	.000	10-0	2	3	0	0	0	0	0	0	.000	1	0	1	0	.333	0	1	0-0	0	3	1	.750
TOTAL	.000	10-0	2	3	0	0	0	0	0	0	.000	1	0	1	0	.333	0	1	0-0	0	3	1	.750



**#21 MORGAN MAGUIRE • Fr. • RHP • 6-2 • 205 • L/R • Rumson, N.J. • Rumson-Fair Haven Regional**

**PRIOR TO OLD DOMINION:** Played at Rumson Fair-Haven High School and was selected as a two-time All-Shore Conference member and First Team All-State, along with a three-time All-Division selection ... Was named the 2014 A-Central Division Hitter of the year and 2015 A-Central Division Pitcher of the Year ... Asked to play in the Shore Conference All-Star game ... For his career, he registered 77 hits, five home runs and 53 RBI, while notching an ERA of 0.97 and a 12-4 record on the mound ... Played summer baseball for Coach Rob Maida and the 9ers Baseball Club out of N.J. with fellow teammate Will Morgan ... Also played basketball and helped the team win a conference championship and was a member of the All-Division team.

**MISCELLANEOUS**

**2016 Season Highs**

IP (S)	---
IP (R)	2.2 vs Virginia Tech
K	3 vs West Virginia
BB	1 two times
NP	29 vs Virginia Tech
H Allowed (S)	---
H Allowed (R)	4 at Rice
HR Allowed	1 two times
Runs Allowed (S)	---
Runs Allowed (R)	4 at Rice
ER Allowed (S)	---
ER Allowed (R)	4 at Rice

**2016 Breakdown**

Opp. Avg.	.273
vs. Left	.333
vs. Right	.243
WHIP	1.19
K/IP	15/14.1

**Career Highs**

IP (S)	---
IP (R)	2.2 vs Va. Tech (2.27.16)
K	3 at W.Va. (3.11.16)
BB	1 two times
NP	29 vs Va. Tech (2.27.16)
H Allowed (S)	---
H Allowed (R)	4 at Rice (3.27.16)
HR Allowed	1 two times
Runs Allowed (S)	---
Runs Allowed (R)	4 at Rice (3.27.16)
ER Allowed (S)	---
ER Allowed (R)	4 at Rice (3.27.16)

**2016 GAME-BY-GAME STATS**

**2016 Old Dominion Baseball  
Individual Game-by-Game for Old Dominion (as of Mar 27, 2016)**

**#21 Morgan Maguire - 4 games (All games)**

Date	Opponent	Pos	AB	R	H	RBI	2B	3B	HR	BB	SB	CS	HBP	SAC	SF	GDP	K	PO	A	E	Avg
Mar 05	RUTGERS-1	p	0	0	0	0	0	0	0	0	0	0	0	0	0	0	0	0	1	0	.000
Mar 11	at West Virginia	p	0	0	0	0	0	0	0	0	0	0	0	0	0	0	0	0	0	0	.000
Mar 12	at West Virginia-1	p	0	0	0	0	0	0	0	0	0	0	0	0	0	0	0	0	0	0	.000
Mar 27	at RICE	p	0	0	0	0	0	0	0	0	0	0	0	0	0	0	0	0	2	0	.000
Totals		Ogs	0	0	0	0	0	0	0	0	0	0	0	0	0	0	0	0	3	2	.000

On base pct. .000 • Slugging pct. .000

**#21 Morgan Maguire - 13 appearances (All games)**

Date	Opponent	GS	IP	H	R	ER	BB	SO	2B	3B	HR	WP	BK	HBP	IBB	Score	W-L	Sv	ERA	NP
Feb 21	vs Appalachian State		1.0	1	1	0	0	2	0	0	0	1	0	0	0	12-3	0-0	0	0.00	15
Feb 26	MANHATTAN		1.0	1	1	1	0	2	1	0	0	2	0	0	0	6-5	0-0	0	4.50	15
Feb 27	VIRGINIA TECH		2.2	3	3	3	0	0	0	0	1	0	0	1	0	1-22	0-0	0	7.71	29
Mar 05	RUTGERS-1		1.0	1	1	1	0	2	1	0	0	0	1	1	0	4-2	1-0	0	7.94	16
Mar 06	RUTGERS		0.1	0	1	1	1	0	0	0	0	0	0	0	0	2-5	1-0	0	9.00	8
Mar 09	at VCU		0.2	0	0	0	0	1	0	0	0	0	0	0	0	3-1	1-0	0	8.10	7
Mar 11	at West Virginia		1.2	2	0	0	0	3	0	0	0	0	0	1	0	3-4	1-0	0	6.48	25
Mar 12	at West Virginia-1		1.0	1	0	0	0	1	0	0	0	0	0	0	0	5-4	1-0	1	5.79	12
Mar 16	PRINCETON		1.0	1	0	0	0	1	0	0	0	0	0	0	0	10-4	1-0	1	5.23	15
Mar 18	WESTERN KENTUCK		1.0	1	0	0	0	1	0	0	0	0	0	0	0	8-3	1-0	1	4.76	18
Mar 18	WESTERN KENTUCK		1.0	0	0	0	0	1	0	0	0	0	0	0	0	4-2	1-0	1	4.38	11
Mar 23	VMI		1.0	0	0	0	0	1	0	0	0	0	0	0	0	6-5	1-0	1	4.05	6
Mar 27	at RICE		1.0	4	4	4	1	0	3	0	1	0	0	0	0	2-8	1-0	1	6.28	19
Totals		0	14.1	15	11	10	2	15	5	0	2	3	1	3	0	66-68	1-0	1	6.28	-

**CAREER STATS**

Year	avg	gp-gs	ab	r	h	2b	3b	hr	rbi	tb	slg%	bb	hbp	so	gdp	ob%	sf	sh	sb-att	po	a	e	fld%
2016	.000	0-0	0	0	0	0	0	0	0	0	.000	0	0	0	0	.000	0	0	0-0	0	3	2	.600
TOTAL	.000	0-0	0	0	0	0	0	0	0	0	.000	0	0	0	0	.000	0	0	0-0	0	3	2	.600

Year	era	w-l	app	gs	cg	sho	sv	ip	h	r	er	bb	so	2b	3b	hr	bf	bavg	wp	hbp	bk	sfa	sha
2016	6.28	1-0	13	0	0	0/0	1	14.1	15	11	10	2	15	5	0	2	63	.273	3	3	1	0	2
TOTAL	6.28	1-0	13	0	0	0/0	1	14.1	15	11	10	2	15	5	0	2	63	.273	3	3	1	0	2



**#22 NICK LUSTRINO • Rsr. • INF • 6-0 • 185 • L/R • Spring Lake, N.J. • Manasquan**

**PERSONAL:** Son of Loujis and Cynthia Lustrino ... Has two sisters: Kayce and Lindsey ... Plans to major in biology ... Interested in the physical therapy field ... Favorite pro athlete: Dustin Pedroia ... Favorite pro team: Boston Red Sox.

**2015:** 34 starts in 38 games at second and third base ... 2 RBI in a game vs. Rutgers, at ECU and at Virginia ... Homered at ECU.

**MISCELLANEOUS**

2016 Season Highs	
At Bats	6 vs Manhattan
Runs	2 two times
Hits	2 six times
RBI	1 nine times
2B	1 two times
3B	---
HR	---
Total Bases	8 two times
Walks	3 at West Virginia
SB	1 three times
Putouts	2 vs Kent State
Assists	4 two times
Career Highs	
At Bats	6 vs Manhattan (2.26.2016)
Runs	2 four times
Hits	2 12 times
RBI	2 three times
2B	1 seven times
3B	---
HR	1 at ECU (3.4.2015)
Total Bases	8 four times
Walks	3 at West Virginia (3.12.2016)
SB	1 four times
Putouts	3 two times
Assists	6 vs VMI (3.17.2015)

**2016 GAME-BY-GAME STATS**

**2016 Old Dominion Baseball  
Individual Game-by-Game for Old Dominion (as of Mar 27, 2016)**

**#22 Nick Lustrino - 25 games (All games)**

Date	Opponent	Pos	AB	R	H	RBI	2B	3B	HR	BB	SB	CS	HBP	SAC	SF	GDP	K	PO	A	E	Avg	
Feb 19	vs NC State	*3b	4	0	2	1	1	0	0	1	0	0	0	0	0	0	0	0	2	2	0	.500
Feb 20	vs Kent State	*3b	4	0	1	0	0	0	0	0	0	1	0	0	0	0	0	0	2	3	0	.375
Feb 21	vs Appalachian State	*3b	3	0	0	0	0	0	0	1	0	0	0	0	0	0	0	0	1	2	0	.273
Feb 23	NORFOLK STATE	*3b	2	0	0	0	0	0	0	2	1	0	0	0	0	0	0	0	1	3	0	.231
Feb 26	MANHATTAN	*3b	6	1	2	1	0	0	0	0	0	0	0	0	0	0	0	0	1	1	1	.263
Feb 27	VIRGINIA TECH	*3b	3	0	0	0	0	0	0	0	0	0	0	0	0	0	0	0	0	2	0	.227
Feb 28	DELAWARE	*3b	4	1	1	0	0	0	0	0	1	0	0	0	0	0	1	0	1	1	0	.231
Mar 1	LIBERTY	*3b	3	0	0	0	0	0	0	1	0	0	0	0	0	0	0	1	0	0	0	.207
Mar 05	RUTGERS-1	*3b	3	1	1	1	1	0	0	1	0	0	0	0	0	0	0	1	1	1	0	.219
Mar 05	RUTGERS-2	*3b	4	1	2	1	0	0	0	0	0	0	1	0	0	0	0	0	0	1	1	.250
Mar 06	RUTGERS	*3b	2	0	1	0	0	0	0	0	0	0	0	0	0	0	0	0	1	1	0	.263
Mar 09	at VCU	*3b	4	0	2	0	0	0	0	0	0	0	0	0	0	0	0	1	1	0	0	.286
Mar 11	at West Virginia	*3b	4	0	1	1	0	0	0	0	0	0	0	0	0	0	0	0	0	2	1	.283
Mar 12	at West Virginia-1	*3b	3	1	2	0	0	0	0	1	0	0	0	1	0	0	1	0	4	0	0	.306
Mar 12	at West Virginia	*3b	3	1	0	1	0	0	0	3	0	0	0	0	0	0	0	0	1	1	1	.288
Mar 15	PRINCETON	*3b	3	0	0	1	0	0	0	1	0	1	0	0	0	0	0	0	0	1	1	.273
Mar 16	PRINCETON	*3b	2	1	0	0	0	0	0	2	0	0	1	0	0	1	0	0	0	1	0	.263
Mar 18	WESTERN KENTUCK	*3b	4	2	1	0	0	0	0	0	0	0	0	0	0	0	1	0	1	4	0	.262
Mar 18	WESTERN KENTUCK	*3b	4	0	0	0	0	0	0	0	0	0	0	0	0	0	0	0	0	0	0	.246
Mar 19	WESTERN KENTUCK	*3b	4	2	1	1	0	0	0	1	0	0	0	0	0	0	0	1	0	3	1	.246
Mar 22	VMI	*3b	4	0	2	0	0	0	0	1	1	0	0	0	0	0	0	0	1	0	0	.260
Mar 23	VMI	*3b	3	1	1	0	0	0	0	0	0	0	0	1	0	0	0	0	0	0	0	.263
Mar 25	at RICE	*3b	2	0	0	0	0	0	0	1	0	0	0	0	0	0	0	0	1	2	0	.256
Mar 26	at RICE	*3b	3	0	0	1	0	0	0	1	0	0	0	0	0	0	0	1	1	2	0	.247
Mar 27	at RICE	*3b	4	1	1	0	0	0	0	0	0	0	0	0	0	0	0	1	2	0	0	.247
Totals		24gs	85	13	21	9	2	0	0	17	3	2	2	2	0	3	6	14	39	6	247	

On base pct. .385 • Slugging pct. .271

**CAREER STATS**

Year	avg	gp-gs	ab	r	h	2b	3b	hr	rbi	tb	slg%	bb	hbp	so	gdp	ob%	sf	sh	sb-att	po	a	e	fld%
2015	.228	38-24	92	12	21	5	0	1	12	29	.315	15	3	12	1	.355	0	5	1-1	20	56	4	.950
2016	.247	25-24	85	13	21	2	0	0	9	23	.271	17	2	6	3	.385	0	2	3-5	14	39	6	.898
TOTAL	.237	63-48	177	25	42	7	0	1	21	52	.294	32	5	18	4	.369	0	7	4-6	34	95	10	.928



**#23 CORY ALEXANDER II • Fr. • OF • 6-0 • 170 • R/R • Goochland, Va. • Goochland**

**PRIOR TO OLD DOMINION:** Played on the Goochland High School baseball team where he was a member of the varsity squad all four years ... Set the stolen base record with 35 ... Named First Team All-State, First Team All-District, First Team All-Region and First Team All-Conference as a junior ... Repeated as First Team All-District and State as a senior ... Helped lead the team to the James River District Championship three times (2013, 2014, 2015) and the Quad Rivers Conference-34 Championship in 2015.

**MISCELLANEOUS**

**2016 Season Highs**

At Bats	1 vs Virginia Tech
Runs	1 three times
Hits	---
RBI	---
2B	---
3B	---
HR	---
Total Bases	4 three times
Walks	---
SB	---
Putouts	---
Assists	---

**Career Highs**

At Bats	1 vs Va. Tech (2.27.2016)
Runs	1 three times
Hits	---
RBI	---
2B	---
3B	---
HR	---
Total Bases	4 three times
Walks	---
SB	---
Putouts	---
Assists	---

**2016 GAME-BY-GAME STATS**

**2016 Old Dominion Baseball  
Individual Game-by-Game for Old Dominion (as of Mar 27, 2016)**

**#23 Cory Alexander - 6 games (All games)**

Date	Opponent	Pos	AB	R	H	RBI	2B	3B	HR	BB	SB	CS	HBP	SAC	SF	GDP	K	PO	A	E	Avg
Feb 20	vs Kent State	pr	0	0	0	0	0	0	0	0	0	0	0	0	0	0	0	0	0	0	.000
Feb 21	vs Appalachian State	pr	0	0	0	0	0	0	0	0	0	0	0	0	0	0	0	0	0	0	.000
Feb 26	MANHATTAN	pr	0	1	0	0	0	0	0	0	0	0	0	0	0	0	0	0	0	0	.000
Feb 27	VIRGINIA TECH	of	1	0	0	0	0	0	0	0	0	0	0	0	0	0	1	0	0	0	.000
Mar 1	LIBERTY	pr/dh	0	1	0	0	0	0	0	0	0	0	0	0	0	0	0	0	0	0	.000
Mar 05	RUTGERS-1	pr	0	1	0	0	0	0	0	0	0	0	0	0	0	0	0	0	0	0	.000
Totals		ogs	1	3	0	0	0	0	0	0	0	0	0	0	0	0	1	0	0	0	.000

On base pct. .000 • Slugging pct. .000

**CAREER STATS**

Year	avg	gp-gs	ab	r	h	2b	3b	hr	rbi	tb	slg%	bb	hbp	so	gdp	ob%	sf	sh	sb-att	po	a	e	fld%
2016	.000	6-0	1	3	0	0	0	0	0	0	.000	0	0	1	0	.000	0	0	0-0	0	0	0	.000
TOTAL	.000	6-0	1	3	0	0	0	0	0	0	.000	0	0	1	0	.000	0	0	0-0	0	0	0	.000



**#24 BRETT SMITH • Fr. • RHP • 6-4 • 195 • R/R • Chesapeake, Va. • Grassfield**

**PRIOR TO OLD DOMINION:** Brett was varsity starter in both baseball and football since the 10th grade ... On the baseball diamond, he was the Conference Co-Player of the Year and a First Team All-Conference pitching selection as a senior ... Also earned Allstate/VHSL Male Athlete of the Year, Meyers Award Region Athlete of the Year and Second Team All-Region pitching honors ... He was also selected to play in the Virginia East-West All-Star game and was Second Team All-Conference on the mound in 2014 ... On the football field, was a two-year captain and amassed 27 career touchdowns ... Was a First Team All-South Region punter in 2013, along with First Team All-Conference in 2013 and 2014 ... Member of the National Honor Society and FBLA in high school.

**MISCELLANEOUS**

**2016 Season Highs**

IP (S)	5.0 vs WKU
IP (R)	2.0 three times
K	4 vs NC State
BB	1 five times
NP	66 vs WKU
H Allowed (S)	5 vs WKU
H Allowed (R)	3 vs Manhattan
HR Allowed	1 vs WKU
Runs Allowed (S)	3 vs WKU
Runs Allowed (R)	2 vs Manhattan
ER Allowed (S)	3 vs WKU
ER Allowed (R)	2 vs Manhattan

**2016 Breakdown**

Opp. Avg.	.270
vs. Left	.345
vs. Right	.222
WHIP	1.19
K/IP	14/21.0

**Career Highs**

IP (S)	5.0 vs WKU (3.19.16)
IP (R)	2.0 three times
K	4 vs NC State (2.19.16)
BB	1 five times
NP	66 vs WKU (3.19.16)
H Allowed (S)	5 vs WKU (3.19.16)
H Allowed (R)	3 vs Manhattan (2.26.16)
HR Allowed	1 vs WKU (3.19.16)
Runs Allowed (S)	3 vs WKU (3.19.16)
Runs Allowed (R)	2 vs Manhattan (2.26.16)
ER Allowed (S)	3 vs WKU (3.19.16)
ER Allowed (R)	2 vs Manhattan (2.26.16)

**2016 GAME-BY-GAME STATS**

**2016 Old Dominion Baseball  
Individual Game-by-Game for Old Dominion (as of Mar 27, 2016)**

**#24 Brett Smith - 4 games (All games)**

Date	Opponent	Pos	AB	R	H	RBI	2B	3B	HR	BB	SB	CS	HBP	SAC	SF	GDP	K	PO	A	E	Avg
Feb 26	MANHATTAN	p	0	0	0	0	0	0	0	0	0	0	0	0	0	0	0	0	1	0	.000
Mar 1	LIBERTY	p	0	0	0	0	0	0	0	0	0	0	0	0	0	0	0	0	1	0	.000
Mar 09	at VCU	*p	0	0	0	0	0	0	0	0	0	0	0	0	0	0	0	1	2	0	.000
Mar 15	PRINCETON	*p	0	0	0	0	0	0	0	0	0	0	0	0	0	0	0	1	0	0	.000
Totals		2gs	0	0	0	0	0	0	0	0	0	0	0	0	0	0	0	2	4	0	.000

On base pct. .000 • Slugging pct. .000

**#24 Brett Smith - 9 appearances (All games)**

Date	Opponent	GS	IP	H	R	ER	BB	SO	2B	3B	HR	WP	BK	HBP	IBB	Score	W-L	Sv	ERA	NP
Feb 19	vs NC State		2.0	1	0	0	1	4	0	0	0	0	0	0	0	5-0	0-0	0	0.00	38
Feb 26	MANHATTAN		1.1	3	2	2	0	0	1	0	0	0	0	0	0	6-5	0-0	0	5.40	30
Feb 28	DELAWARE		1.0	1	0	0	0	1	0	0	0	0	1	0	0	10-4	0-0	0	4.15	15
Mar 1	LIBERTY		2.0	2	1	0	0	2	0	0	0	0	0	0	0	7-6	0-0	0	2.84	16
Mar 09	at VCU	*	4.2	4	0	0	1	3	1	0	0	0	0	0	0	3-1	1-0	0	1.64	54
Mar 15	PRINCETON	*	2.0	2	1	1	1	1	0	0	0	0	0	0	0	7-6	1-0	0	2.08	40
Mar 19	WESTERN KENTUCK	*	5.0	5	3	3	1	2	0	0	1	0	0	0	0	12-8	1-0	0	3.00	66
Mar 23	VMI		1.0	1	0	0	1	1	0	0	0	0	0	0	0	6-5	1-0	0	2.84	17
Mar 26	at RICE		2.0	1	0	0	0	0	0	0	0	0	0	0	0	2-6	1-0	0	2.57	29
Totals		3	21.0	20	7	6	5	14	2	0	1	0	1	0	0	58-41	1-0	0	2.57	-

**CAREER STATS**

Year	avg	gp-gs	ab	r	h	2b	3b	hr	rbi	tb	slg%	bb	hbp	so	gdp	ob%	sf	sh	sb-att	po	a	e	fld%
2016	.000	0-0	0	0	0	0	0	0	0	0	.000	0	0	0	0	.000	0	0	0-0	2	4	0	1.000
TOTAL	.000	0-0	0	0	0	0	0	0	0	0	.000	0	0	0	0	.000	0	0	0-0	2	4	0	1.000

Year	era	w-l	app	gs	cg	sho	sv	ip	h	r	er	bb	so	2b	3b	hr	bf	bavg	wp	hbp	bk	sfa	sha
2016	2.57	1-0	9	3	0	0/1	0	21.0	20	7	6	5	14	2	0	1	84	.270	0	0	1	1	3
TOTAL	2.57	1-0	9	3	0	0/1	0	21.0	20	7	6	5	14	2	0	1	84	.270	0	0	1	1	3





**#25 SETH WOODARD • Fr. • INF • 6-2 • 220 • R/R • Newport News, Va. • Woodside**

**PRIOR TO OLD DOMINION:** Woodard started for the Woodside baseball team since his freshman year ... Named the Freshman of the Year in 2012 ... He batted .441 with two home runs as a junior and was selected First Team All-Conference (Monitor-Merrimac) and a Second Team All-Eastern Region pick ... As a senior he was named a First Team All-Conference selection for the second time ... Helped lead the team to a District and Conference Championship and a Regional Runner-Up finish ... For his career, he recorded a .408 batting average, nine home runs, 195 RBI and 113 hits ... Also swam at Woodside and was an conference and regional place-winner ... Named the school's Freshman Athlete of the Year, Comeback Player of the Year (sophomore) and the Senior Athlete of the Year.

**MISCELLANEOUS**

**2016 Season Highs**

At Bats	4 vs Virginia Tech
Runs	1 two times
Hits	---
RBI	---
2B	---
3B	---
HR	---
Total Bases	---
Walks	---
SB	1 vs Virginia Tech
Putouts	6 vs Liberty
Assists	2 vs Rutgers

**Career Highs**

At Bats	4 vs Va. Tech (2.27.2016)
Runs	1 two times
Hits	---
RBI	---
2B	---
3B	---
HR	---
Total Bases	4 two times
Walks	---
SB	1 vs Va. Tech (2.27.2016)
Putouts	6 vs Liberty (3.1.2016)
Assists	2 vs Rutgers (3.6.2016)

**2016 GAME-BY-GAME STATS**

**2016 Old Dominion Baseball  
Individual Game-by-Game for Old Dominion (as of Mar 27, 2016)**

**#25 Seth Woodard - 6 games (All games)**

Date	Opponent	Pos	AB	R	H	RBI	2B	3B	HR	BB	SB	CS	HBP	SAC	SF	GDP	K	PO	A	E	Avg
Feb 19	vs NC State	ph/dh	1	0	0	0	0	0	0	0	0	0	0	0	0	0	1	0	0	0	.000
Feb 21	vs Appalachian State	3b	1	1	0	0	0	0	0	0	0	0	0	0	0	0	0	0	1	0	.000
Feb 27	VIRGINIA TECH	*dh	4	0	0	0	0	0	0	0	1	0	0	0	0	0	0	0	0	0	.000
Mar 1	LIBERTY	*1b	2	0	0	0	0	0	0	0	0	0	0	0	0	0	0	6	0	0	.000
Mar 06	RUTGERS	*3b	2	0	0	0	0	0	0	0	0	0	0	0	0	0	1	0	2	0	.000
Mar 12	at West Virginia-1	*1b	1	1	0	0	0	0	0	0	0	0	1	0	0	0	1	4	0	0	.000
Totals		4gs	11	2	0	0	0	0	0	0	1	0	1	0	0	0	3	10	3	0	.000

On base pct. .083 • Slugging pct. .000

**CAREER STATS**

Year	avg	gp-gs	ab	r	h	2b	3b	hr	rbi	tb	slg%	bb	hbp	so	gdp	ob%	sf	sh	sb-att	po	a	e	fld%
2016	.000	6-4	11	2	0	0	0	0	0	0	.000	0	1	3	0	.083	0	0	1-1	10	3	0	1.000
TOTAL	.000	6-4	11	2	0	0	0	0	0	0	.000	0	1	3	0	.083	0	0	1-1	10	3	0	1.000



**#26 CHRIS LIVERS • Sr. • C • 5-9 • 180 • R/R • Virginia Beach, Va. • First Colonial**

**PERSONAL:** Chris Livers is the son of Bud and Charlotte Livers ... Has two brothers Trey and Ethan ... Majoring in civil engineering technology ... Favorite Sports Personality: Josh Hamilton ... Favorite Food: Steak ... Favorite Movie: "Sandlot" ... Favorite Book Read: "The Things They Carried" by Tim O'Brien.

**2015:** RBI in a game vs. Charlotte.

**MISCELLANEOUS**

**2016 Season Highs**

At Bats	5 at West Virginia
Runs	1 two times
Hits	1 eight times
RBI	1 three times
2B	1 vs Princeton
3B	---
HR	---
Total Bases	4 two times
Walks	1 two times
SB	---
Putouts	10 two times
Assists	1 two times

**Career Highs**

At Bats	5 two times
Runs	1 seven times
Hits	2 vs LA Tech (3.22.2014)
RBI	s vs FAU (5.3.2014)
2B	1 two times
3B	---
HR	---
Total Bases	4 seven times
Walks	1 five times
SB	---
Putouts	10 three times
Assists	3 at ECU (4.21.2014)

**2016 GAME-BY-GAME STATS**

**2016 Old Dominion Baseball  
Individual Game-by-Game for Old Dominion (as of Mar 27, 2016)**

**#26 Chris Livers - 12 games (All games)**

Date	Opponent	Pos	AB	R	H	RBI	2B	3B	HR	BB	SB	CS	HBP	SAC	SF	GDP	K	PO	A	E	Avg
Feb 21	vs Appalachian State	c	1	0	0	0	0	0	0	0	0	0	0	0	0	0	1	4	0	0	.000
Feb 26	MANHATTAN	ph	1	0	1	0	0	0	0	0	0	0	0	0	0	0	0	0	0	0	.500
Feb 27	VIRGINIA TECH	c	2	1	1	0	0	0	0	0	0	0	0	0	0	0	0	4	0	0	.500
Mar 05	RUTGERS-1	*dh	3	0	1	0	0	0	0	0	0	0	0	0	0	0	0	0	0	0	.429
Mar 12	at West Virginia	*c	5	0	0	0	0	0	0	1	0	0	0	0	0	0	2	10	1	0	.250
Mar 15	PRINCETON	ph	1	0	1	1	0	0	0	0	0	0	0	0	0	0	0	0	0	0	.308
Mar 16	PRINCETON	*c	4	0	1	1	1	0	0	1	0	0	0	0	0	0	0	10	0	0	.294
Mar 18	WESTERN KENTUCK	*c	4	0	1	0	0	0	0	0	0	0	0	0	0	0	0	9	1	0	.286
Mar 19	WESTERN KENTUCK	*dh	4	0	0	0	0	0	0	0	0	0	0	0	0	0	0	0	0	0	.240
Mar 22	VMI	dh/ph	1	0	0	1	0	0	0	0	0	0	0	0	1	0	1	0	0	0	.231
Mar 23	VMI	c	1	0	1	0	0	0	0	0	0	0	0	0	0	0	0	1	0	0	.259
Mar 26	at RICE	*dh	3	1	1	0	0	0	0	0	0	0	0	0	0	0	1	0	0	0	.267
Totals		6gs	30	2	8	3	1	0	0	2	0	0	0	0	1	0	5	38	2	0	.267

On base pct. .303 • Slugging pct. .300

**CAREER STATS**

Year	avg	gp-gs	ab	r	h	2b	3b	hr	rbi	tb	slg%	bb	hbp	so	gdp	ob%	sf	sh	sb-att	po	a	e	fld%
2013	.375	4-1	8	2	3	0	0	0	2	3	.375	1	0	0	0	.444	0	0	0-0	16	2	1	.947
2014	.259	12-7	27	3	7	1	0	0	5	8	.296	3	1	5	1	.355	0	1	0-1	57	10	0	1.000
2015	.000	6-0	2	0	0	0	0	0	1	0	.000	0	0	0	0	.000	1	0	0-0	5	1	0	1.000
2016	.267	12-6	30	2	8	1	0	0	3	9	.300	2	0	5	0	.303	1	0	0-0	38	2	0	1.000
TOTAL	.269	34-14	67	7	18	2	0	0	11	20	.299	6	1	10	1	.329	2	1	0-1	116	15	1	.992



**#28 JAKE JOSEPHS • R.Jr. • LHP • 5-11 • 190 • L/L • Fairfax Station, Va. • South County**

**PERSONAL:** Jake is the son of Chris and Lynn Josephs ... Has one sister, Isabel ... Majoring in accounting ... Interested in being a CPA ... 3.77 GPA and honor society in high school ... Favorite Sports Personality: Jerry Rice ... Favorite Foods: Cheeseburger and steak ... Favorite Movie: "The Town" ... Person in history would most like to meet: Ted Williams ... Dream vacation: Paris.

**2015:** Pitched the last 11.1 innings without allowing a run, including four innings in a start at UAB which clinched a spot in the C-USA tournament for ODU ... Fanned 3 vs. W&M and LA Tech.

**MISCELLANEOUS**

**2016 Season Highs**

IP (S)	5.0 vs Kent State
IP (R)	2.1 at West Virginia
K	2 at West Virginia
BB	2 vs Virginia Tech
NP	69 vs Kent State
H Allowed (S)	4 vs Kent State
H Allowed (R)	3 vs Virginia Tech
HR Allowed	1 vs Rutgers
Runs Allowed (S)	4 vs Virginia Tech
Runs Allowed (R)	1 two times
ER Allowed (S)	4 vs Virginia Tech
ER Allowed (R)	1 vs VMI

**2016 Breakdown**

Opp. Avg.	.250
vs. Left	.292
vs. Right	.229
WHIP	1.13
K/IP	8/19.1

**Career Highs**

IP (S)	5.0 three times
IP (R)	5.0 vs LA Tech (5.9.2015)
K	4 vs Char. So. (3.26.2013)
BB	2 eight times
NP	72 vs LA Tech (5.9.2015)
H Allowed (S)	10 at Campbell (4.3.2015)
H Allowed (R)	5 at FAU (4.26.2015)
HR Allowed	1 four times
Runs Allowed (S)	6 at Campbell (4.3.2015)
Runs Allowed (R)	4 at FAU (4.26.2015)
ER Allowed (S)	6 at Campbell (4.3.2015)
ER Allowed (R)	4 at FAU (4.26.2015)

**2016 GAME-BY-GAME STATS**

**2016 Old Dominion Baseball  
Individual Game-by-Game for Old Dominion (as of Mar 27, 2016)**

**#28 Jake Josephs - 4 games (All games)**

Date	Opponent	Pos	AB	R	H	RBI	2B	3B	HR	BB	SB	CS	HBP	SAC	SF	GDP	K	PO	A	E	Avg
Feb 20	vs Kent State	*p	0	0	0	0	0	0	0	0	0	0	0	0	0	0	0	0	0	0	.000
Feb 27	VIRGINIA TECH	*p	0	0	0	0	0	0	0	0	0	0	0	0	0	0	0	1	0	0	.000
Mar 18	WESTERN KENTUCK	p	0	0	0	0	0	0	0	0	0	0	0	0	0	0	0	0	1	0	.000
Mar 19	WESTERN KENTUCK	p	0	0	0	0	0	0	0	0	0	0	0	0	0	0	0	0	1	0	.000
Totals		2gs	0	0	0	0	0	0	0	0	0	0	0	0	0	0	0	2	2	0	.000

On base pct. .000 • Slugging pct. .000

**#28 Jake Josephs - 11 appearances (All games)**

Date	Opponent	GS	IP	H	R	ER	BB	SO	2B	3B	HR	WP	BK	HBP	IBB	Score	W-L	Sv	ERA	NP
Feb 20	vs Kent State	*	5.0	4	0	0	0	1	0	0	0	0	0	1	0	2-0	1-0	0	0.00	69
Feb 27	VIRGINIA TECH	*	3.0	3	4	4	2	1	1	0	0	0	0	0	0	1-22	1-1	0	4.50	39
Mar 05	RUTGERS-2	*	2.0	2	1	1	1	1	0	0	1	0	0	0	0	7-4	1-1	0	4.50	29
Mar 12	at West Virginia		2.1	4	1	1	0	2	0	1	0	0	0	0	0	5-6	1-1	0	4.38	37
Mar 16	PRINCETON		1.0	0	0	0	0	1	0	0	0	0	0	0	0	10-4	1-1	0	4.05	9
Mar 18	WESTERN KENTUCK		1.0	0	0	0	0	0	0	0	0	0	0	0	0	8-3	1-1	0	3.77	11
Mar 18	WESTERN KENTUCK		1.0	0	0	0	0	1	0	0	0	0	0	0	0	4-2	1-1	0	3.52	10
Mar 19	WESTERN KENTUCK		1.1	2	0	0	0	0	0	0	0	0	0	0	0	12-8	2-1	0	3.24	17
Mar 23	VMI		1.0	2	1	1	0	1	1	0	0	0	0	0	0	6-5	2-1	0	3.57	22
Mar 25	at RICE		0.2	1	0	0	1	0	0	0	0	0	0	0	0	1-3	2-1	0	3.44	14
Mar 27	at RICE		1.0	0	0	0	0	0	0	0	0	0	0	0	0	2-8	2-1	0	3.26	12
Totals		3	19.1	18	7	7	4	8	2	1	1	0	0	1	0	58-65	2-1	0	3.26	-

**CAREER STATS**

Year	avg	gp-gs	ab	r	h	2b	3b	hr	rbi	tb	slg%	bb	hbp	so	gdp	ob%	sf	sh	sb-att	po	a	e	fld%
2013	.000	0-0	0	0	0	0	0	0	0	0	.000	0	0	0	0	.000	0	0	0-0	0	6	2	.750
2015	.000	0-0	0	0	0	0	0	0	0	0	.000	0	0	0	0	.000	0	0	0-0	1	5	1	.857
2016	.000	0-0	0	0	0	0	0	0	0	0	.000	0	0	0	0	.000	0	0	0-0	2	2	0	1.000
TOTAL	.000	0-0	0	0	0	0	0	0	0	0	.000	0	0	0	0	.000	0	0	0-0	3	13	3	.842

Year	era	w-l	app	gs	cg	sho	sv	ip	h	r	er	bb	so	2b	3b	hr	bf	bavg	wp	hbp	bk	sfa	sha
2013	4.76	4-4	26	7	0	0/1	2	51.0	59	32	27	9	32	13	2	1	220	.296	3	3	0	4	5
2015	3.89	3-1	24	2	0	0/3	1	41.2	40	24	18	20	29	6	0	2	192	.255	5	5	1	2	8
2016	3.26	2-1	11	3	0	0/1	0	19.1	18	7	7	4	8	2	1	1	78	.250	0	1	0	1	0
TOTAL	4.18	9-6	61	12	0	0/5	3	112.0	117	63	52	33	69	21	3	4	490	.273	8	9	1	7	13



**#31 NATE MATHESON • So. • LHP • 6-3 • 225 • L/L • Hampton, Va. • Kecoughtan**

**PERSONAL:** Son of Mike Matheson and Christi Wallace ... Has one brother, Michael and one sister, Brittney ... Majoring in criminal justice ... Interested in law enforcement ... Graduated high school with honors ... DECA club member ... Favorite pro athlete: Clayton Kershaw ... Favorite pro team: Boston Red Sox ... Favorite food: Ham and cheese sub ... Dream travel Spot: Australia.

**2015:** 11 appearances with five starts ... Picked up wins vs. UAB and VMI ... Fanned five in four innings vs. Liberty.

**MISCELLANEOUS**

**2016 Season Highs**

IP (S)	---
IP (R)	1.0 vs VMI
K	2 two times
BB	3 vs Princeton
NP	24 vs Rutgers
H Allowed (S)	---
H Allowed (R)	2 two times
HR Allowed	---
Runs Allowed (S)	---
Runs Allowed (R)	4 vs Princeton
ER Allowed (S)	---
ER Allowed (R)	4 vs Princeton

**2016 Breakdown**

Opp. Avg.	.389
vs. Left	.800
vs. Right	.231
WHIP	1.5
K/IP	5/3.2

**Career Highs**

IP (S)	4.0 three times
IP (R)	2.2 vs Rutgers (3.1.2015)
K	5 at Liberty (3.31.2015)
BB	4 two times
NP	82 vs VMI (3.18.2015)
H Allowed (S)	8 at Liberty (3.31.2015)
H Allowed (R)	4 vs Rutgers (3.1.2015)
HR Allowed	2 at Liberty (3.31.2015)
Runs Allowed (S)	7 at Liberty (3.31.2015)
Runs Allowed (R)	4 vs Princeton (3.16.2016)
ER Allowed (S)	7 at Liberty (3.31.2015)
ER Allowed (R)	4 vs Princeton (3.16.2016)

**2016 GAME-BY-GAME STATS**

**2016 Old Dominion Baseball  
Individual Game-by-Game for Old Dominion (as of Mar 27, 2016)**

**#31 Nate Matheson - 1 game (All games)**

Date	Opponent	Pos	AB	R	H	RBI	2B	3B	HR	BB	SB	CS	HBP	SAC	SF	GDP	K	PO	A	E	Avg
Feb 23	NORFOLK STATE	p	0	0	0	0	0	0	0	0	0	0	0	0	0	0	0	0	0	1	.000
Totals		Ogs	0	0	0	0	0	0	0	0	0	0	0	0	0	0	0	0	0	1	.000

On base pct. .000 • Slugging pct. .000

**#31 Nate Matheson - 8 appearances (All games)**

Date	Opponent	GS	IP	H	R	ER	BB	SO	2B	3B	HR	WP	BK	HBP	IBB	Score	W-L	Sv	ERA	NP
Feb 20	vs Kent State		0.1	0	0	0	0	1	0	0	0	0	0	0	0	2-0	0-0	1	0.00	3
Feb 23	NORFOLK STATE		0.2	0	0	0	1	2	0	0	0	0	0	0	0	5-3	0-0	1	0.00	17
Feb 26	MANHATTAN		0.2	1	0	0	0	0	0	0	0	1	0	0	0	6-5	0-0	1	0.00	8
Mar 1	LIBERTY		0.0	1	1	1	1	0	1	0	0	0	1	0	0	7-6	0-0	1	5.40	11
Mar 06	RUTGERS		0.2	2	1	1	2	0	0	0	0	0	0	0	0	2-5	0-0	1	7.71	24
Mar 12	at West Virginia		0.1	0	0	0	1	0	0	0	0	0	1	0	0	5-6	0-0	1	6.75	13
Mar 16	PRINCETON		0.0	2	4	4	3	0	0	0	0	0	0	0	0	10-4	0-0	1	20.25	20
Mar 22	VMI		1.0	1	1	1	1	2	0	0	0	1	0	0	0	8-2	0-0	1	17.18	19
Totals		0	3.2	7	7	7	9	5	1	0	0	2	1	1	0	45-31	0-0	1	17.18	-

**CAREER STATS**

Year	avg	gp-gs	ab	r	h	2b	3b	hr	rbi	tb	slg%	bb	hbp	so	gdp	ob%	sf	sh	sb-att	po	a	e	fld%
2015	.000	0-0	0	0	0	0	0	0	0	0	.000	0	0	0	0	.000	0	0	0-0	1	4	0	1.000
2016	.000	0-0	0	0	0	0	0	0	0	0	.000	0	0	0	0	.000	0	0	0-0	0	0	1	.000
TOTAL	.000	0-0	0	0	0	0	0	0	0	0	.000	0	0	0	0	.000	0	0	0-0	1	4	1	.833

Year	era	w-l	app	gs	cg	sho	sv	ip	h	r	er	bb	so	2b	3b	hr	bf	bavg	wp	hbp	bk	sfa	sha
2015	6.28	2-3	11	5	0	0/1	0	28.2	37	22	20	18	17	6	0	4	143	.316	1	4	1	2	2
2016	17.18	0-0	8	0	0	0/1	1	3.2	7	7	7	9	5	1	0	0	28	.389	2	1	1	0	0
TOTAL	7.52	2-3	19	5	0	0/2	1	32.1	44	29	27	27	22	7	0	4	171	.326	3	5	2	2	2



**#32 VICTOR DIAZ • Rsr. • RHP • 6-0 • 195 • R/R • Perth Amboy, N.J. • St. Joseph's**

**PERSONAL:** Victor Diaz Jr. is the son of Victor and Santia Diaz ... Has two sisters, Arlin, and Rosy ... Graduated with a sport management degree in spring of 2015 and is currently taking classes in the Health and Physical Education field ... Selected to the SEC Academic Honor Roll while at Mississippi State ... FCSAA Scholar Athlete selection ... Favorite Food: Chicken Parm ... Favorite Movie: "For the Love of the Game ... Favorite Book Read: "Quiet Strength" by Tony Dungy ... Dream Vacation: Australia.

**2015:** Four strikeouts vs. Canisius ... Six appearances and one start.

**MISCELLANEOUS**

**2016 Season Highs**

IP (S)	5.0 three times
IP (R)	3.0 vs App State
K	6 vs Princeton
BB	3 vs Rutgers
NP	66 vs Liberty
H Allowed (S)	7 vs Liberty
H Allowed (R)	3 vs App State
HR Allowed	1 vs Liberty
Runs Allowed (S)	2 vs Liberty
Runs Allowed (R)	1 two times
ER Allowed (S)	1 three times
ER Allowed (R)	1 two times

**2016 Breakdown**

Opp. Avg.	
vs. Left	.265
vs. Right	.186
WHIP	1.0
K/IP	18/29.1

**Career Highs**

IP (S)	7.0 vs FAU (5.4.2014)
IP (R)	4.1 at Rice (3.8.2014)
K	6 two times
BB	3 two times
NP	103 vs FAU (5.4.2014)
H Allowed (S)	10 vs ECU (4.13.2014)
H Allowed (R)	5 two times
HR Allowed	1 eight times
Runs Allowed (S)	4 vs ECU (4.13.2014)
Runs Allowed (R)	5 vs Rutgers (2.24.2013)
ER Allowed (S)	4 vs ECU (4.13.2014)
ER Allowed (R)	5 vs Rutgers (2.24.2013)

**2016 GAME-BY-GAME STATS**

**2016 Old Dominion Baseball  
Individual Game-by-Game for Old Dominion (as of Mar 27, 2016)**

**#32 Victor Diaz - 1 game (All games)**

Date	Opponent	Pos	AB	R	H	RBI	2B	3B	HR	BB	SB	CS	HBP	SAC	SF	GDP	K	PO	A	E	Avg	
Mar 1	LIBERTY	*P	0	0	0	0	0	0	0	0	0	0	0	0	0	0	0	0	2	0	0	.000
Totals		1gs	0	0	0	0	0	0	0	0	0	0	0	0	0	0	0	0	2	0	0	.000

On base pct. .000 • Slugging pct. .000

**#32 Victor Diaz - 8 appearances (All games)**

Date	Opponent	GS	IP	H	R	ER	BB	SO	2B	3B	HR	WP	BK	HBP	IBB	Score	W-L	Sv	ERA	NP
Feb 21	vs Appalachian State		3.0	3	1	1	1	4	1	0	0	0	0	0	0	12-3	0-0	0	3.00	59
Feb 26	MANHATTAN		1.0	0	0	0	0	0	0	0	0	0	0	0	0	6-5	1-0	0	2.25	15
Mar 1	LIBERTY	*	5.0	7	2	1	0	1	1	0	1	0	0	0	0	7-6	1-0	0	2.00	66
Mar 06	RUTGERS		2.1	1	1	1	3	3	0	0	0	1	1	0	1	2-5	1-1	0	2.38	43
Mar 12	at West Virginia-1	*	3.0	3	1	1	2	0	2	0	0	0	0	0	0	5-4	1-1	0	2.51	45
Mar 16	PRINCETON	*	5.0	2	0	0	0	6	0	0	0	0	0	0	0	10-4	2-1	0	1.86	56
Mar 22	VMI	*	5.0	3	0	0	0	2	0	0	0	0	0	0	0	8-2	3-1	0	1.48	55
Mar 27	at RICE	*	5.0	5	1	1	0	2	0	0	0	0	1	0	0	2-8	3-1	0	1.53	65
Totals		5	29.1	24	6	5	6	18	4	0	1	1	2	0	1	52-37	3-1	0	1.53	-

**CAREER STATS**

Year	avg	gp-gs	ab	r	h	2b	3b	hr	rbi	tb	slg%	bb	hbp	so	gdp	ob%	sf	sh	sb-att	po	a	e	fld%
2013	.000	0-0	0	0	0	0	0	0	0	0	.000	0	0	0	0	.000	0	0	0-0	2	1	1	.750
2014	.000	0-0	0	0	0	0	0	0	0	0	.000	0	0	0	0	.000	0	0	0-0	5	9	0	1.000
2015	.000	0-0	0	0	0	0	0	0	0	0	.000	0	0	0	0	.000	0	0	0-0	0	3	1	.750
2016	.000	0-0	0	0	0	0	0	0	0	0	.000	0	0	0	0	.000	0	0	0-0	0	2	0	1.000
TOTAL	.000	0-0	0	0	0	0	0	0	0	0	.000	0	0	0	0	.000	0	0	0-0	7	15	2	.917

Year	era	w-l	app	gs	cg	sho	sv	ip	h	r	er	bb	so	2b	3b	hr	bf	bavg	wp	hbp	bk	sfa	sha
2013	11.91	1-0	9	0	0	0/0	0	11.1	20	16	15	7	12	8	1	2	64	.377	1	2	1	1	1
2014	3.00	5-2	18	11	1	0/1	0	69.0	72	24	23	13	45	18	0	3	289	.276	2	5	2	2	8
2015	5.28	3-1	6	1	0	0/0	0	15.1	20	9	9	3	14	6	0	2	69	.308	2	0	0	1	0
2016	1.53	3-1	8	5	0	0/0	0	29.1	24	6	5	6	18	4	0	1	116	.222	1	0	2	1	1
TOTAL	3.74	12-4	41	17	1	0/1	0	125.0	136	55	52	29	89	36	1	8	538	.279	6	7	5	5	10



**#33 TURNER BISHOP • Jr. • OF • 6-1 • 195 • L/L • Virginia Beach, Va. • Kellam**

**PERSONAL:** Turner Bishop is the son of Eddie and Carolyn Bishop ... He has two brothers, Taylor and Travis and one sister, Darcey ... Majoring in criminal justice.

**2015:** 11 appearances.

**MISCELLANEOUS**

**2016 Season Highs**

At Bats	5 vs Rutgers
Runs	1 eight times
Hits	1 12 times
RBI	2 vs Liberty
2B	1 two times
3B	---
HR	1 vs VMI
Total Bases	4 seven times
Walks	1 three times
SB	1 at West Virginia
Putouts	2 at West Virginia
Assists	---

**Career Highs**

At Bats	5 vs Rutgers (3.5.2016)
Runs	1 eight times
Hits	1 12 times
RBI	2 vs Liberty (3.1.2016)
2B	1 two times
3B	---
HR	1 vs VMI (3.23.2016)
Total Bases	4 seven times
Walks	1 three times
SB	1 at WVU (3.12.2015)
Putouts	2 at WVU (3.12.2015)
Assists	---

**2016 GAME-BY-GAME STATS**

**2016 Old Dominion Baseball  
Individual Game-by-Game for Old Dominion (as of Mar 27, 2016)**

**#33 Turner Bishop - 22 games (All games)**

Date	Opponent	Pos	AB	R	H	RBI	2B	3B	HR	BB	SB	CS	HBP	SAC	SF	GDP	K	PO	A	E	Avg
Feb 19	vs NC State	*dh	4	0	0	1	0	0	0	0	0	0	0	0	0	0	0	0	0	0	.000
Feb 20	vs Kent State	*dh	1	0	0	0	0	0	0	1	0	0	0	0	0	0	1	0	0	0	.000
Feb 21	vs Appalachian State	dh	0	1	0	0	0	0	0	0	0	1	0	0	0	0	0	0	0	0	.000
Feb 23	NORFOLK STATE	dh	1	0	0	0	0	0	0	0	0	0	0	0	0	0	1	0	0	0	.000
Feb 26	MANHATTAN	*of	3	0	0	0	0	0	0	0	0	0	0	0	0	0	3	1	0	0	.000
Feb 27	VIRGINIA TECH	ph/of	1	0	0	0	0	0	0	0	0	0	0	0	0	0	0	0	0	0	.000
Feb 28	DELAWARE	*dh	4	0	1	0	1	0	0	1	0	0	0	0	0	0	1	0	0	0	.071
Mar 1	LIBERTY	ph	1	0	1	2	0	0	0	0	0	0	0	0	0	0	0	0	0	0	.133
Mar 05	RUTGERS-2	*dh	5	1	1	0	1	0	0	0	0	0	0	0	0	0	1	0	0	0	.150
Mar 06	RUTGERS	*dh	4	0	0	0	0	0	0	0	0	0	0	0	0	0	0	0	0	0	.125
Mar 11	at West Virginia	*of	3	0	1	1	0	0	0	0	0	0	0	0	0	0	1	0	0	0	.148
Mar 12	at West Virginia-1	*of	3	0	1	0	0	0	0	0	0	0	0	0	0	0	1	2	0	0	.167
Mar 12	at West Virginia	*of	2	0	0	0	0	0	0	0	0	0	0	0	0	0	0	0	0	0	.156
Mar 15	PRINCETON	*of	2	0	0	0	0	0	0	0	0	0	0	0	0	0	0	0	0	0	.147
Mar 18	WESTERN KENTUCK	ph	1	0	1	0	0	0	0	0	0	0	0	0	0	0	0	0	0	0	.171
Mar 18	WESTERN KENTUCK	*dh	3	1	1	0	0	0	0	0	0	0	0	0	0	0	2	0	0	0	.184
Mar 19	WESTERN KENTUCK	ph/dh	1	1	1	0	0	0	0	0	0	0	0	0	0	0	0	0	0	0	.205
Mar 22	VMI	*dh	3	1	1	1	0	0	0	0	0	0	0	0	0	0	1	0	0	0	.214
Mar 23	VMI	ph	1	1	1	1	0	0	1	0	0	0	0	0	0	0	0	0	0	0	.233
Mar 25	at RICE	*dh	3	1	1	0	0	0	0	0	0	0	0	0	0	0	1	0	0	0	.239
Mar 26	at RICE	ph	1	0	0	0	0	0	0	0	0	0	0	0	0	0	0	0	0	0	.234
Mar 27	at RICE	*dh	2	1	1	0	0	0	0	1	0	0	0	0	0	0	1	0	0	0	.245
Totals			14gs	49	8	12	6	2	0	1	3	1	0	1	0	0	14	3	0	0	.245

On base pct. .302 • Slugging pct. .347

**CAREER STATS**

Year	avg	gp-gs	ab	r	h	2b	3b	hr	rbi	tb	slg%	bb	hbp	so	gdp	ob%	sf	sh	sb-att	po	a	e	fld%
2014	.000	0-0	0	0	0	0	0	0	0	0	.000	0	0	0	0	.000	0	0	0-0	0	1	0	1.000
2015	.000	1-1	3	0	0	0	0	0	0	0	.000	0	0	0	0	.000	0	0	0-0	0	2	1	.667
2016	.245	22-14	49	8	12	2	0	1	6	17	.347	3	1	14	0	.302	0	0	1-1	3	0	0	1.000
TOTAL	.231	23-15	52	8	12	2	0	1	6	17	.327	3	1	14	0	.286	0	0	1-1	3	3	1	.857

Year	era	w-l	app	gs	cg	sho	sv	ip	h	r	er	bb	so	2b	3b	hr	bf	bavg	wp	hbp	bk	sfa	sha
2014	2.95	3-1	16	0	0	0/1	0	18.1	9	6	6	14	8	0	0	0	83	.145	0	6	2	1	0
2015	7.11	0-0	11	0	0	0/0	0	12.2	17	11	10	12	8	4	0	2	68	.327	4	1	1	1	2
TOTAL	4.65	3-1	27	0	0	0/1	0	31.0	26	17	16	26	16	4	0	2	151	.228	4	7	3	2	2



**#34 SAM SINNEN • Jr. • RHP • 5-11 • 205 • R/R • Virginia Beach, Va. • Kellam**

**PERSONAL:** Sam Sinnen is the son of Matthew and Tina Sinnen ... He has three brothers, Brooks, his twin Kurt and Turner ... Majoring in management ... Interested in real estate.

**2015:** Second Team All-C-USA selection ... Team leader in wins with six and 53 strikeouts in 66.2 innings ... Three saves ... 3-2 in C-USA games ... Opponents hit .244 ... Fanned three in 1.2 innings vs. Penn ... Did not allow an earned run in his first six appearances this year.

**MISCELLANEOUS**

**2016 Season Highs**

IP (S)	6.0 vs Rutgers
IP (R)	---
K	6 vs WKU
BB	2 two times
NP	91 vs WKU
H Allowed (S)	6 two times
H Allowed (R)	---
HR Allowed	---
Runs Allowed (S)	3 vs WKU
Runs Allowed (R)	---
ER Allowed (S)	3 vs WKU
ER Allowed (R)	---

**2016 Breakdown**

Opp. Avg.	.207
vs. Left	.234
vs. Right	.188
WHIP	0.91
K/IP	22/31.2

**Career Highs**

IP (S)	7.0 four times
IP (R)	2.0 vs Rice (3.22.2015)
K	8 vs FIU (5.2.2015)
BB	4 at FAU (5.20.2015)
NP	111 vs LA Tech (5.8.2015)
H Allowed (S)	7 two times
H Allowed (R)	7 at WKU (3.15.2015)
HR Allowed	1 at FAU (4.24.2015)
Runs Allowed (S)	5 at FAU (5.20.2015)
Runs Allowed (R)	5 at WKU (3.15.2015)
ER Allowed (S)	5 at FAU (5.20.2015)
ER Allowed (R)	5 at WKU (3.15.2015)

**2016 GAME-BY-GAME STATS**

**2016 Old Dominion Baseball  
Individual Game-by-Game for Old Dominion (as of Mar 27, 2016)**

**#34 Sam Sinnen - 4 games (All games)**

Date	Opponent	Pos	AB	R	H	RBI	2B	3B	HR	BB	SB	CS	HBP	SAC	SF	GDP	K	PO	A	E	Avg
Feb 19	vs NC State	*p	0	0	0	0	0	0	0	0	0	0	0	0	0	0	0	1	2	0	.000
Feb 26	MANHATTAN	*p	0	0	0	0	0	0	0	0	0	0	0	0	0	0	0	0	2	0	.000
Mar 05	RUTGERS-1	*p	0	0	0	0	0	0	0	0	0	0	0	0	0	0	0	1	1	0	.000
Mar 18	WESTERN KENTUCK	*p	0	0	0	0	0	0	0	0	0	0	0	0	0	0	0	2	0	0	.000
Totals		4gs	0	0	0	0	0	0	0	0	0	0	0	0	0	0	0	4	5	0	.000

On base pct. .000 • Slugging pct. .000

**#34 Sam Sinnen - 6 appearances (All games)**


Date	Opponent	GS	IP	H	R	ER	BB	SO	2B	3B	HR	WP	BK	HBP	IBB	Score	W-L	Sv	ERA	NP
Feb 19	vs NC State	*	5.0	2	0	0	2	3	0	0	0	0	0	0	0	5-0	1-0	0	0.00	59
Feb 26	MANHATTAN	*	5.0	4	2	1	2	4	2	0	0	1	0	1	0	6-5	1-0	0	0.90	74
Mar 05	RUTGERS-1	*	6.0	2	0	0	0	4	1	0	0	0	0	1	0	4-2	1-0	0	0.56	88
Mar 11	at West Virginia	*	5.1	4	2	1	1	3	2	0	0	0	1	0	0	3-4	1-0	0	0.84	77
Mar 18	WESTERN KENTUCK	*	5.0	6	3	3	0	6	1	0	0	0	0	1	0	8-3	2-0	0	1.71	91
Mar 25	at RICE	*	5.1	6	2	2	0	2	0	0	0	0	0	0	0	1-3	2-1	0	1.99	65
Totals		6	31.2	24	9	7	5	22	6	0	0	1	1	3	0	27-17	2-1	0	1.99	-

**CAREER STATS**

Year	avg	gp-gs	ab	r	h	2b	3b	hr	rbi	tb	slg%	bb	hbp	so	gdp	ob%	sf	sh	sb-att	po	a	e	fld%
2014	.000	0-0	0	0	0	0	0	0	0	0	.000	0	0	0	0	.000	0	0	0-0	1	3	0	1.000
2015	.000	0-0	0	0	0	0	0	0	0	0	.000	0	0	0	0	.000	0	0	0-0	7	4	0	1.000
2016	.000	0-0	0	0	0	0	0	0	0	0	.000	0	0	0	0	.000	0	0	0-0	4	5	0	1.000
TOTAL	.000	0-0	0	0	0	0	0	0	0	0	.000	0	0	0	0	.000	0	0	0-0	12	12	0	1.000

Year	era	w-l	app	gs	cg	sho	sv	ip	h	r	er	bb	so	2b	3b	hr	bf	bavg	wp	hbp	bk	sfa	sha
2014	2.22	1-0	16	1	0	0/1	0	24.1	19	10	6	13	14	5	0	1	106	.218	1	2	0	1	3
2015	2.84	6-3	21	7	0	0/3	3	66.2	63	26	21	15	53	16	1	1	278	.244	3	1	0	2	2
2016	1.99	2-1	6	6	0	0/1	0	31.2	24	9	7	5	22	6	0	0	127	.207	1	3	1	1	2
TOTAL	2.49	9-4	43	14	0	0/5	3	122.2	106	45	34	33	89	27	1	2	511	.230	5	6	1	4	7



**#40 ADAM BAINBRIDGE • Jr. • LHP • 6-3 • 190 • L/L • Sinking Spring, Pa. • Wilson**

**PERSONAL:** Adam Bainbridge is the son of Rich and Lynne Bainbridge ... He has two brothers, Andrew and Matt and one sister, Emily ... Majoring in finance.

**2015:** Team best ERA at 2.39 ... Two saves ... Complete game victory over Marshall ... Fanned career high six vs. Marshall ... Opponents hit .215 ... 4-1 with a 2.57 ERA in C-USA games.

**MISCELLANEOUS**

**2016 Season Highs**

IP (S)	5.0 three times
IP (R)	---
K	4 at West Virginia
BB	4 vs WKU
NP	83 at West Virginia
H Allowed (S)	9 at West Virginia
H Allowed (R)	---
HR Allowed	1 two times
Runs Allowed (S)	5 at Rice
Runs Allowed (R)	---
ER Allowed (S)	5 at Rice
ER Allowed (R)	---

**2016 Breakdown**

Opp. Avg.	.356
vs. Left	.448
vs. Right	.320
WHIP	1.74
K/IP	10/26.1

**Career Highs**

IP (S)	9.0 vs Marshall (4.19.2015)
IP (R)	2.2 at Liberty (3.31.2015)
K	6 vs Marshall (4.19.2015)
BB	4 vs WKU (3.18.2016)
NP	111 vs Marshall (4.19.2015)
H Allowed (S)	9 two times
H Allowed (R)	3 two times
HR Allowed	1 three times
Runs Allowed (S)	5 at Rice (3.26.2016)
Runs Allowed (R)	2 three times
ER Allowed (S)	5 at Rice (3.26.2016)
ER Allowed (R)	2 at Liberty (3.31.2015)

**2016 GAME-BY-GAME STATS**

**2016 Old Dominion Baseball  
Individual Game-by-Game for Old Dominion (as of Mar 27, 2016)**

**#40 Adam Bainbridge - 4 games (All games)**

Date	Opponent	Pos	AB	R	H	RBI	2B	3B	HR	BB	SB	CS	HBP	SAC	SF	GDP	K	PO	A	E	Avg
Feb 21	vs Appalachian State	*p	0	0	0	0	0	0	0	0	0	0	0	0	0	0	0	1	1	0	.000
Mar 06	RUTGERS	*p	0	0	0	0	0	0	0	0	0	0	0	0	0	0	0	0	2	0	.000
Mar 18	WESTERN KENTUCK	*p	0	0	0	0	0	0	0	0	0	0	0	0	0	0	0	0	2	0	.000
Mar 26	at RICE	*p	0	0	0	0	0	0	0	0	0	0	0	0	0	0	0	1	1	0	.000
Totals		4gs	0	0	0	0	0	0	0	0	0	0	0	0	0	0	0	2	6	0	.000

On base pct. .000 • Slugging pct. .000

**#40 Adam Bainbridge - 6 appearances (All games)**

Date	Opponent	GS	IP	H	R	ER	BB	SO	2B	3B	HR	WP	BK	HBP	IBB	Score	W-L	Sv	ERA	NP
Feb 21	vs Appalachian State	*	5.0	5	1	1	1	1	1	0	0	0	0	0	0	12-3	1-0	0	1.80	61
Feb 28	DELAWARE	*	4.2	6	2	2	0	0	0	1	1	0	0	2	0	10-4	1-0	0	2.79	60
Mar 06	RUTGERS	*	5.0	5	2	2	1	1	0	0	0	0	0	1	0	2-5	1-0	0	3.07	66
Mar 12	at West Virginia	*	5.0	9	3	2	1	4	3	0	0	0	0	0	0	5-6	1-0	0	3.20	83
Mar 18	WESTERN KENTUCK	*	4.0	7	2	2	4	3	2	0	0	0	0	0	0	4-2	1-0	0	3.42	76
Mar 26	at RICE	*	2.2	5	5	5	2	1	2	0	1	0	0	0	0	2-6	1-1	0	4.78	55
Totals		6	26.1	37	15	14	9	10	8	1	2	0	0	3	0	35-26	1-1	0	4.78	-

**CAREER STATS**

Year	avg	gp-gs	ab	r	h	2b	3b	hr	rbi	tb	slg%	bb	hbp	so	gdp	ob%	sf	sh	sb-att	po	a	e	fld%
2015	.000	0-0	0	0	0	0	0	0	0	0	.000	0	0	0	0	.000	0	0	0-0	2	9	0	1.000
2016	.000	0-0	0	0	0	0	0	0	0	0	.000	0	0	0	0	.000	0	0	0-0	2	6	0	1.000
TOTAL	.000	0-0	0	0	0	0	0	0	0	0	.000	0	0	0	0	.000	0	0	0-0	4	15	0	1.000

Year	era	w-l	app	gs	cg	sho	sv	ip	h	r	er	bb	so	2b	3b	hr	bf	bavg	wp	hbp	bk	sfa	sha
2014	0.00	0-0	9	0	0	0/0	0	6.1	5	0	0	3	5	0	0	27	.208	0	0	0	0	0	0
2015	2.39	4-1	21	8	1	0/2	2	67.2	52	21	18	14	33	9	1	1	265	.215	3	3	0	1	5
2016	4.78	1-1	6	6	0	0/0	0	26.1	37	15	14	9	10	8	1	2	119	.356	0	3	0	2	1
TOTAL	2.87	5-2	36	14	1	0/2	2	100.1	94	36	32	26	48	17	2	3	411	.254	3	6	0	3	6





**#42 JOEY BENITEZ • Jr. • LHP • 6-1 • 185 • L/L • Crofton, Md. • Archbishop Spalding**

**PERSONAL:** Joseph Benitez is the son of Rick and Lisa Benitez and he has one brother, Nick ... Volunteered his time with Happy Helpers and Sarah's House ... Majoring in psychology ... Battled and defeated papillary thyroid cancer and had surgery to remove his thyroid, plus 24 lymph nodes.

**2015:** 18 appearances ... Eight starts ... Picked up save vs. W&M ... Fanned four in a game vs. Rice and ECU.

**MISCELLANEOUS**

**2016 Season Highs**

IP (S)	5.0 vs VMI
IP (R)	3.0 vs Princeton
K	3 two times
BB	3 vs Norfolk State
NP	69 vs Norfolk State
H Allowed (S)	5 vs Norfolk State
H Allowed (R)	4 two times
HR Allowed	1 vs Liberty
Runs Allowed (S)	2 vs Norfolk State
Runs Allowed (R)	3 two times
ER Allowed (S)	2 vs Norfolk State
ER Allowed (R)	3 two times

**2016 Breakdown**

Opp. Avg.	.303
vs. Left	.300
vs. Right	.304
WHIP	1.60
K/IP	10/19.1

**Career Highs**

IP (S)	6.0 vs ECU (4.15.2015)
IP (R)	3.2 at ECU (4.21.2014)
K	4 two times
BB	3 vs NSU (2.23.2016)
NP	86 vs Rice (3.21.2015)
H Allowed (S)	9 vs Rice (3.21.2015)
H Allowed (R)	5 three times
HR Allowed	1 six times
Runs Allowed (S)	6 vs Rice (3.21.2015)
Runs Allowed (R)	5 vs VCU (4.8.2015)
ER Allowed (S)	5 vs Rice (3.21.2015)
ER Allowed (R)	4 two times

**2016 GAME-BY-GAME STATS**

**2016 Old Dominion Baseball  
Individual Game-by-Game for Old Dominion (as of Mar 27, 2016)**

**#42 Joey Benitez - 5 games (All games)**

Date	Opponent	Pos	AB	R	H	RBI	2B	3B	HR	BB	SB	CS	HBP	SAC	SF	GDP	K	PO	A	E	Avg
Feb 23	NORFOLK STATE	*p	0	0	0	0	0	0	0	0	0	0	0	0	0	0	0	0	2	0	.000
Feb 27	VIRGINIA TECH	p	0	0	0	0	0	0	0	0	0	0	0	0	0	0	0	1	0	0	.000
Mar 05	RUTGERS-2	p	0	0	0	0	0	0	0	0	0	0	0	0	0	0	0	0	1	0	.000
Mar 15	PRINCETON	p	0	0	0	0	0	0	0	0	0	0	0	0	0	0	0	0	1	0	.000
Mar 23	VMI	*p	0	0	0	0	0	0	0	0	0	0	0	0	0	0	0	0	2	0	.000
Totals		2gs	0	0	0	0	0	0	0	0	0	0	0	0	0	0	0	1	6	0	.000

On base pct. .000 • Slugging pct. .000

**#42 Joey Benitez - 9 appearances (All games)**

Date	Opponent	GS	IP	H	R	ER	BB	SO	2B	3B	HR	WP	BK	HBP	IBB	Score	W-L	Sv	ERA	NP
Feb 23	NORFOLK STATE	*	4.0	5	2	2	3	2	1	0	0	0	0	0	0	5-3	1-0	0	4.50	69
Feb 27	VIRGINIA TECH		2.0	2	3	3	1	3	1	0	0	1	0	1	0	1-22	1-0	0	7.50	33
Mar 1	LIBERTY		1.0	1	1	1	0	1	0	0	1	0	0	1	0	7-6	1-0	0	7.71	18
Mar 05	RUTGERS-2		2.0	4	3	3	1	0	0	0	0	0	0	1	0	7-4	1-0	0	9.00	41
Mar 12	at West Virginia-1		0.2	1	0	0	2	0	0	0	0	0	0	0	0	5-4	1-0	0	8.38	21
Mar 15	PRINCETON		3.0	4	1	1	0	1	0	0	0	1	0	0	0	7-6	1-0	0	7.11	37
Mar 19	WESTERN KENTUCK		1.0	0	0	0	1	0	0	0	0	0	0	0	0	12-8	1-0	0	6.59	9
Mar 23	VMI	*	5.0	4	1	1	0	3	1	0	0	0	0	0	0	6-5	1-0	0	5.30	50
Mar 27	at RICE		0.2	2	0	0	0	0	0	0	0	0	0	0	0	2-8	1-0	0	5.12	6
Totals		2	19.1	23	11	11	8	10	3	0	1	2	0	3	0	52-66	1-0	0	5.12	-

**CAREER STATS**

Year	avg	gp-gs	ab	r	h	2b	3b	hr	rbi	tb	slg%	bb	hbp	so	gdp	ob%	sf	sh	sb-att	po	a	e	fld%
2014	.000	0-0	0	0	0	0	0	0	0	0	.000	0	0	0	0	.000	0	0	0-0	0	3	0	1.000
2015	.000	0-0	0	0	0	0	0	0	0	0	.000	0	0	0	0	.000	0	0	0-0	1	8	0	1.000
2016	.000	0-0	0	0	0	0	0	0	0	0	.000	0	0	0	0	.000	0	0	0-0	1	6	0	1.000
TOTAL	.000	0-0	0	0	0	0	0	0	0	0	.000	0	0	0	0	.000	0	0	0-0	2	17	0	1.000

Year	era	w-l	app	gs	cg	sho	sv	ip	h	r	er	bb	so	2b	3b	hr	bf	bavg	wp	hbp	bk	sfa	sha
2014	3.00	1-1	10	0	0	0/0	0	12.0	12	5	4	4	7	3	0	1	50	.267	2	0	0	0	1
2015	5.54	1-2	18	8	0	0/1	1	50.1	75	34	31	11	27	9	2	4	233	.357	1	4	0	4	4
2016	5.12	1-0	9	2	0	0/0	0	19.1	23	11	11	8	10	3	0	1	88	.303	2	3	0	0	1
TOTAL	5.07	3-3	37	10	0	0/1	1	81.2	110	50	46	23	44	15	2	6	371	.332	5	7	0	4	6



**#44 DREW MOYER • Fr. • RHP • 6-6 • 200 • R/R • Newport News, Va. • Woodside**

- Member of the Woodside High School baseball team that made an appearance in the 2015 Regional Tournament
- Went 8-2 overall with a 1.9 ERA in 2015
- Named First Team 6A All-Region as a junior and senior
- Also earned First Team All-TCIS as a sophomore and junior and Second Team All-TCIS as an eighth grader playing on varsity at Hampton Roads Academy.



**#43 ISAIAH NELSON • Fr. • LHP • 5-11 • 170 • L/L • Norfolk, Va. • Norfolk Academy**

- Named First Team All-TCIS in 2013
- Also earned First Team All-TCIS and First Team All-State honors in 2014
- Helped lead Norfolk Academy to a TCIS Championship in 2014



**#45 JACK JETT • Fr. • RHP • 6-4 • 205 • R/R • Reedville, Va. • Northumberland**

- Starting pitcher on the 2014 State Champion Northumberland High School baseball team
- Went 8-2 on the mound with a 2.8 ERA and recorded a .546 batting average to earn First Team All-Conference, Region, and State at second base
- Named to the All-Conference, All-Region and All-State team as a designated hitter as a senior
- All-Academic team all four years of high school and was a member of the Beta Club and the Peer Leaders Association



**#29 EVAN BAER • Fr. • INF • 6-1 • 200 • R/R • Virginia Beach, Va. • Princess Anne**

- Member of the Princess Anne High School baseball team that won the 2015 Conference Championship and advanced to the Regional Tournament quarterfinals, marking the first regional appearance for Princess Anne in 10 years
- Recorded a batting average of .410 as a senior
- Named First Team All-Atlantic Conference, Second Team All-Tidewater and Co-Conference Player of the year over his career.



**#37 NEIL RING • Fr. • C • 5-10 • 195 • R/R • Appomattox, Va. • Blair Academy**

- Named All-Prep A and All-MAPL in 2015
- Helped lead the team to a New Jersey State Prep A Championship two times (2014 & 2015)
- Played in the Triple Crown Richmond All-Star game in 2014
- Batted .400 as a senior
- Also played football at Blair Academy and was named All-Prep in 2014

### 2016 STARTS BY POSITION/BATTING ORDER

Player	GS	Position										Batting Order										
		p	c	1b	2b	3b	ss	lf	cf	rf	of	dh	1st	2nd	3rd	4th	5th	6th	7th	8th	9th	
4 Nick Walker	25	.	.	.	.	.	.	.	.	25	.	.	.	.	.	.	.	.	.	.	.	
9 Connor Myers	25	.	.	.	.	.	.	.	.	25	.	.	.	.	.	.	.	.	.	.	.	
15 Zach Rutherford	25	.	.	.	.	.	25	.	.	.	.	.	.	.	.	.	.	.	.	.	.	
2 Jason McMurray	25	.	.	.	25	.	.	.	.	.	.	.	.	.	.	.	.	.	.	.	.	
22 Nick Lustrino	24	.	.	.	.	24	.	.	.	.	.	.	.	.	.	.	.	1	22	1	.	
14 Kurt Sinnen	20	.	11	5	.	.	.	.	.	.	.	.	4	.	.	.	17	3	.	.		
6 Grey Finwood	18	.	.	18	.	.	.	.	.	.	.	.	.	.	.	.	.	.	.	14	4	
11 Kyle Beam	17	.	11	.	.	.	.	.	.	.	.	.	6	.	.	.	14	3	.	.	.	
1 Justin Hayes	15	.	.	.	.	.	.	15	.	.	.	.	.	.	.	.	.	.	.	.	15	
33 Turner Bishop	14	.	.	.	.	.	.	5	.	.	.	.	9	.	.	.	3	1	2	1	6	1
7 Will Morgan	7	.	.	.	.	.	.	5	.	.	.	.	2	.	.	.	.	.	.	.	2	5
26 Chris Livers	6	.	3	.	.	.	.	.	.	.	.	.	3	.	.	.	3	3	.	.	.	.
34 Sam Sinnen	6	6	.	.	.	.	.	.	.	.	.	.	.	.	.	.	.	.	.	.	.	.
40 Adam Bainbridge	6	6	.	.	.	.	.	.	.	.	.	.	.	.	.	.	.	.	.	.	.	.
32 Victor Diaz	5	5	.	.	.	.	.	.	.	.	.	.	.	.	.	.	.	.	.	.	.	.
25 Seth Woodard	4	.	.	2	.	1	.	.	.	.	.	.	1	.	.	.	.	.	1	1	2	.
28 Jake Josephs	3	3	.	.	.	.	.	.	.	.	.	.	.	.	.	.	.	.	.	.	.	.
24 Brett Smith	3	3	.	.	.	.	.	.	.	.	.	.	.	.	.	.	.	.	.	.	.	.
42 Joey Benitez	2	2	.	.	.	.	.	.	.	.	.	.	.	.	.	.	.	.	.	.	.	.

#### TEAM W-L RECORD WHEN STARTER

<b>PITCHER:</b>		
34 Sam Sinnen	6	(4-2)
40 Adam Bainbridge	6	(3-3)
32 Victor Diaz	5	(4-1)
24 Brett Smith	3	(3-0)
28 Jake Josephs	3	(2-1)
42 Joey Benitez	2	(2-0)
<b>CATCHER:</b>		
14 Kurt Sinnen	11	(9-2)
11 Kyle Beam	11	(7-4)
26 Chris Livers	3	(2-1)
<b>FIRST BASE:</b>		
6 Grey Finwood	18	(12-6)
14 Kurt Sinnen	5	(4-1)
25 Seth Woodard	2	(2-0)
<b>SECOND BASE:</b>		
2 Jason McMurray	25	(18-7)
<b>THIRD BASE:</b>		
22 Nick Lustrino	24	(18-6)
25 Seth Woodard	1	(0-1)
<b>SHORTSTOP:</b>		
15 Zach Rutherford	25	(18-7)
<b>LEFT FIELD:</b>		
1 Justin Hayes	15	(12-3)
7 Will Morgan	5	(3-2)
33 Turner Bishop	5	(3-2)
<b>CENTER FIELD:</b>		
9 Connor Myers	25	(18-7)
<b>RIGHT FIELD:</b>		
4 Nick Walker	25	(18-7)
<b>DESIGNATED HITTER:</b>		
33 Turner Bishop	9	(6-3)
11 Kyle Beam	6	(4-2)
14 Kurt Sinnen	4	(4-0)
26 Chris Livers	3	(2-1)
7 Will Morgan	2	(2-0)
25 Seth Woodard	1	(0-1)

#### TEAM W-L RECORD BY ORDER

<b>LEADOFF:</b>		
9 Connor Myers	25	(18-7)
<b>2ND SPOT:</b>		
15 Zach Rutherford	13	(8-5)
4 Nick Walker	12	(10-2)
<b>3RD SPOT:</b>		
4 Nick Walker	13	(8-5)
15 Zach Rutherford	12	(10-2)
<b>CLEANUP:</b>		
11 Kyle Beam	14	(9-5)
2 Jason McMurray	5	(4-1)
26 Chris Livers	3	(3-0)
33 Turner Bishop	3	(2-1)
<b>5TH SPOT:</b>		
14 Kurt Sinnen	17	(14-3)
26 Chris Livers	3	(1-2)
11 Kyle Beam	3	(2-1)
33 Turner Bishop	1	(1-0)
2 Jason McMurray	1	(0-1)
<b>6TH SPOT:</b>		
2 Jason McMurray	18	(14-4)
14 Kurt Sinnen	3	(3-0)
33 Turner Bishop	2	(1-1)
25 Seth Woodard	1	(0-1)
22 Nick Lustrino	1	(0-1)
<b>7TH SPOT:</b>		
22 Nick Lustrino	22	(17-5)
25 Seth Woodard	1	(0-1)
33 Turner Bishop	1	(1-0)
2 Jason McMurray	1	(0-1)
<b>8TH SPOT:</b>		
6 Grey Finwood	14	(10-4)
33 Turner Bishop	6	(3-3)
7 Will Morgan	2	(2-0)
25 Seth Woodard	2	(2-0)
22 Nick Lustrino	1	(1-0)
<b>9TH SPOT:</b>		
1 Justin Hayes	15	(12-3)
7 Will Morgan	5	(3-2)
6 Grey Finwood	4	(2-2)
33 Turner Bishop	1	(1-0)

### 2016 Old Dominion Baseball Overall Statistics for Old Dominion (as of Mar 29, 2016) (All games Sorted by Batting avg)

Record: 18-7 Home: 13-2 Away: 2-5 Neutral: 3-0 C-USA: 3-3

Player	avg	gp-gs	ab	r	h	2b	3b	hr	rbi	tb	slg%	bb	hp	so	gdp	ob%	sf	sh	sb-att	po	a	e	fld%
7 Will Morgan	.318	11-7	22	4	7	1	1	0	3	10	.455	4	0	7	1	.423	0	0	1-2	9	0	2	.818
9 Connor Myers	.317	25-25	101	22	32	7	0	3	14	48	.475	13	2	21	1	.402	1	2	6-10	63	2	2	.970
4 Nick Walker	.297	25-25	91	11	27	4	2	0	18	35	.385	22	0	19	1	.426	2	1	5-7	63	2	1	.985
15 Zach Rutherford	.292	25-25	96	16	28	3	2	0	14	35	.365	11	3	16	2	.375	2	5	7-8	41	97	7	.952
1 Justin Hayes	.288	24-15	59	12	17	2	1	0	10	21	.356	5	1	13	0	.348	1	1	5-8	18	2	2	.909
26 Chris Livers	.267	12-6	30	2	8	1	0	0	3	9	.300	2	0	5	0	.303	1	0	0-0	38	2	0	1.000
14 Kurt Sinnen	.253	24-20	75	8	19	3	1	1	12	27	.360	15	1	10	0	.376	2	1	2-2	124	8	2	.985
22 Nick Lustrino	.247	25-24	85	13	21	2	0	0	9	23	.271	17	2	6	3	.385	0	2	3-5	14	39	6	.898
33 Turner Bishop	.245	22-14	49	8	12	2	0	1	6	17	.347	3	1	14	0	.302	0	0	1-1	3	0	0	1.000
2 Jason McMurray	.237	25-25	93	15	22	7	1	1	13	34	.366	12	1	18	0	.324	2	2	3-4	65	69	2	.985
11 Kyle Beam	.231	18-17	65	12	15	3	1	3	14	29	.446	7	0	21	2	.301	1	0	0-0	42	12	1	.982
19 Darius Gillus	.167	8-0	6	0	1	0	0	0	2	1	.167	1	0	3	0	.286	0	0	0-0	11	1	0	1.000
6 Grey Finwood	.132	23-18	53	6	7	1	0	0	3	8	.151	6	5	16	2	.277	1	2	2-2	167	11	3	.983
25 Seth Woodard	.000	6-4	11	2	0	0	0	0	0	0	.000	0	1	3	0	.083	0	0	1-1	10	3	0	1.000
20 Bryce Windham	.000	10-0	2	3	0	0	0	0	0	0	.000	1	0	1	0	.333	0	1	0-0	0	3	1	.750
23 Cory Alexander	.000	6-0	1	3	0	0	0	0	0	0	.000	0	0	1	0	.000	0	0	0-0	0	0	0	.000
Totals	.257	25	839	137	216	36	9	9	121	297	.354	119	17	174	12	.356	13	17	36-50	682	286	35	.965
Opponents	.270	25	862	116	233	40	2	10	103	307	.356	74	20	158	18	.339	9	18	21-29	658	240	44	.953

LOB - Team (210), Opp (187). DPs turned - Team (26), Opp (18). CI - Team (2), SINNEN, K 1, BEAM, K 1. IBB - Team (4), LUSTRINO, N 2, WALKER, N 1, RUTHERFORD,Z 1, Opp (2). Picked off - HAYES, J 1, RUTHERFORD,Z 1, MORGAN, W 1, WALKER, N 1, MYERS, C 1.

### (All games Sorted by Earned run avg)

Player	era	w-l	app	gs	cg	sho	sv	ip	h	r	er	bb	so	2b	3b	hr	b/avg	wp	hp	bk	sfa	sha
32 Victor Diaz	1.53	3-1	8	5	0	0/0	0	29.1	24	6	5	6	18	4	0	1	.222	1	0	2	1	1
34 Sam Sinnen	1.99	2-1	6	6	0	0/1	0	31.2	24	9	7	5	22	6	0	0	.207	1	3	1	1	2
24 Brett Smith	2.57	1-0	9	3	0	0/1	0	21.0	20	7	6	5	14	2	0	1	.270	0	0	1	1	3
18 Grayson Bailey	3.00	1-0	10	0	0	0/0	1	12.0	7	5	4	8	7	0	0	0	.184	5	1	0	1	2
28 Jake Josephs	3.26	2-1	11	3	0	0/1	0	19.1	18	7	7	4	8	2	1	1	.250	0	1	0	1	0
17 Culver Lamb	3.32	2-1	10	0	0	0/1	1	19.0	20	10	7	5	19	3	0	1	.263	0	2	0	0	1
40 Adam Bainbridge	4.78	1-1	6	6	0	0/0	0	26.1	37	15	14	9	10	8	1	2	.356	0	3	0	2	1
42 Joey Benitez	5.12	1-0	9	2	0	0/0	0	19.1	23	11	11	8	10	3	0	1	.303	2	3	0	0	1
10 Nick Hartman	5.49	3-2	14	0	0	0/1	4	19.2	23	14	12	6	23	3	0	1	.295	5	0	0	1	2
21 Morgan Maguire	6.28	1-0	13	0	0	0/0	1	14.1	15	11	10	2	15	5	0	2	.273	3	3	1	0	2
16 Thomas Busbice	6.75	1-0	10	0	0	0/0	0	10.2	13	9	8	4	6	3	0	0	.310	4	1	0	1	3
31 Nate Matheson	17.18	0-0	8	0	0	0/1	1	3.2	7	7	7	9	5	1	0	0	.389	2	1	1	0	0
44 Drew Moyer	45.00	0-0	1	0	0	0/0	0	1.0	2	5	5	3	1	0	0	0	.400	2	2	0	0	0
Totals	4.04	18-7	25	25	0	2/2	8	227.1	233	116	102	74	158	40	2	10	.270	25	20	6	9	18
Opponents	4.35	7-18	25	25	1	0/0	3	219.1	216	137	106	119	174	36	9	9	.257	20	17	2	13	17

PB - Team (4), SINNEN, K 3, LIVERS, C 1, Opp (3). Pickoffs - Team (8), BAINBRIDGE,A 4, BAILEY, G 1, JOSEPHS, J 1, LAMB, C 1, SMITH, B 1, Opp (5). SBA/ATT - SINNEN, K (12-16), BEAM, K (5-7), HARTMAN, N (5-6), BENITEZ, J (2-4), LIVERS, C (4-4), MAGUIRE, M (2-3), SINNEN, S (3-3), BAILEY, G (2-3), JOSEPHS, J (2-2), LAMB, C (0-2), SMITH, B (2-2), MATHESON, N (2-2), DIAZ, V (1-2).

**2016 Old Dominion Baseball  
Overall Statistics for Old Dominion (as of Mar 29, 2016)  
(All games Sorted by Fielding pct)**

Player	c	po	a	e	fld%	dp	sba	csb	sba%	pb	ci
26 Chris Livers	40	38	2	0	1.000	0	4	0	1.000	1	0
25 Seth Woodard	13	10	3	0	1.000	0	0	0	---	0	0
19 Darius Gillus	12	11	1	0	1.000	0	0	0	---	0	0
34 Sam Sinnen	9	4	5	0	1.000	0	3	0	1.000	0	0
40 Adam Bainbridge	8	2	6	0	1.000	1	0	0	---	0	0
42 Joey Benitez	7	1	6	0	1.000	0	2	2	.500	0	0
24 Brett Smith	6	2	4	0	1.000	1	2	0	1.000	0	0
28 Jake Josephs	4	2	2	0	1.000	0	2	0	1.000	0	0
18 Grayson Bailey	3	0	3	0	1.000	0	2	1	.667	0	0
33 Turner Bishop	3	3	0	0	1.000	0	0	0	---	0	0
32 Victor Diaz	2	0	2	0	1.000	0	1	1	.500	0	0
16 Thomas Busbice	2	1	1	0	1.000	0	0	0	---	0	0
2 Jason McMurray	136	65	69	2	.985	21	0	0	---	0	0
14 Kurt Sinnen	134	124	8	2	.985	5	12	4	.750	3	1
4 Nick Walker	66	63	2	1	.985	1	0	0	---	0	0
6 Grey Finwood	181	167	11	3	.983	19	0	0	---	0	0
11 Kyle Beam	55	42	12	1	.982	1	5	2	.714	0	1
9 Connor Myers	67	63	2	2	.970	1	0	0	---	0	0
15 Zach Rutherford	145	41	97	7	.952	17	0	0	---	0	0
1 Justin Hayes	22	18	2	2	.909	0	0	0	---	0	0
22 Nick Lustrino	59	14	39	6	.898	5	0	0	---	0	0
7 Will Morgan	11	9	0	2	.818	0	0	0	---	0	0
20 Bryce Windham	4	0	3	1	.750	0	0	0	---	0	0
17 Culver Lamb	6	1	3	2	.667	0	0	2	.000	0	0
21 Morgan Maguire	5	0	3	2	.600	0	2	1	.667	0	0
10 Nick Hartman	2	1	0	1	.500	0	5	1	.833	0	0
31 Nate Matheson	1	0	0	1	.000	0	2	0	1.000	0	0
23 Cory Alexander	0	0	0	0	.000	0	0	0	---	0	0
44 Drew Moyer	0	0	0	0	.000	0	0	0	---	0	0
Totals	1003	682	286	35	.965	26	21	8	.724	4	2
Opponents	942	658	240	44	.953	18	36	14	.720	3	0