

# BRING THE REIGN

## Week Eleven

**#11/11 Old Dominion Monarchs (8-2, 5-2 CAA) vs. William & Mary Tribe (4-5, 2-4 CAA)**

**Saturday, November 12, 2011**

**Zable Stadium • Williamsburg, Va.**

**12:07 p.m. - Kick**

## Old Dominion Schedule/Results:

Sat. Sept. 3	Campbell.....	W, 41-14
Sat. Sept. 10	at Georgia State.....	W, 40-17
Sat. Sept. 17	Hampton.....	W, 45-42
Sat. Sept. 24	at #7/6 Delaware *.....	L, 17-27
Sat. Oct. 1	#20 UMass * #.....	W, 48-33
Sat. Oct. 8	at Rhode Island *.....	W, 31-23
Sat. Oct. 15	#17/23 Towson * ^.....	L, 35-39
Sat. Oct. 22	at Villanova *.....	W, 37-14
Sat. Oct. 29	#9/10 James Madison *.....	W, 23-20
Sat. Nov. 5	Richmond *.....	W, 42-28
Sat. Nov. 12	at William & Mary *.....	Noon

All home games in **bold** and played at Foreman Field at S.B. Ballard Stadium. All times eastern and are subject to change.

# - Family Weekend ^ - Homecoming

## FOLLOW THE MONARCHS

### TELEVISION

Network: ..... Cox, Comcast +  
 Play-By-Play: ..... John Castleberry  
 Color Analyst: ..... John Bunting

### RADIO

Network: ..... ESPN Radio 94.1 FM  
 Play-By-Play: ..... Ted Alexander  
 Color Analyst: ..... Andy Mashaw  
 Sideline: ..... Demetrious Means  
*(Pre-game show begins 1 hour prior to kick)*

### INTERNET

Audio: ..... www.ODUSports.Com  
 ..... (via Monarch Media Subscription)  
 Livestats: ..... www.TribeAthletics.com

### SOCIAL MEDIA

Facebook: ..... Facebook.com/ODUSports  
 Twitter ..... @ODUFootball, @ODUSports



### VOTE FOR WILDER:

There are numerous post-season coaches' awards, but only a few that are determined by fans. For the Liberty Mutual Coach of the Year Award, winning is only part of the equation. Created in 2006, the award recognizes one college football coach from each NCAA division (I-FBS, I-FCS, II and III), rewarding them for their sportsmanship, integrity, responsibility and excellence. Winners will receive \$50,000 to donate to a charity of their choice, a \$20,000 grant to each school's alumni association and the Coach of the Year trophy. Go to <http://www.coachoftheyear.com> and vote today and every day for Bobby Wilder, the head coach of the greatest startup program in FCS history.

### BATTLE FOR THE SILVER MACE:

Beginning this year, there is a new tradition between the Old Dominion University Monarchs and the William & Mary Tribe; two staples of the Colonial Athletic Association. During the athletic season of 2011 through 2012 this historic rivalry will come to a pinnacle in the "Optima Health Challenge." Sponsored by Hampton Roads based Optima Health, the trophy will be presented annually to the school which accumulates the most points in head-to-head competitions in all sports.

Along with the all sports challenge, the annual football contest will be the "Battle for the Silver Mace", with the winner presented a replica of the Norfolk Mace. The Mace is currently being held in the Chrysler Museum of Art, located in Downtown Norfolk. The Norfolk Mace was presented to the Norfolk Common Council by Royal Lt. Governor Robert Dinwiddie in 1754 to acknowledge that Norfolk was one of the most loyal provinces to King William.

### Points Format

During the year, the Colonial Athletic Association foes will face off 15 times, with each event being worth 10 points. The Monarchs and Tribe will compete head-to-head in football, men's and women's swimming, men's and women's basketball, men's and women's tennis, field hockey, baseball and women's lacrosse, with the potential of meeting also in CAA Tournaments. The winner will be the first school to reach 80 points.

CURRENT SCORE: Old Dominion 30, William & Mary 20

### Old Dominion Victories:

(10/12) Men's Soccer: W, 3-0  
 (10/28) Field Hockey: W, 2-0  
 (11/5) Men's Swimming: W, 175-158

### William & Mary Victories:

(10/28) Women's Soccer: W, 4-0  
 (11/5) Women's Swimming: W, 191-150

### SO HONORED:

Quarterback Taylor Heinicke was recognized quite a bit the last week. After being among those added to the Jerry Rice Watch List, he lead the Monarchs by throwing for a season-high 373 yards and three touchdowns in the Monarchs' 42-28 victory over Richmond. Completing 34 of his 47 attempts and posting his second 300+ passing game of his six appearances thus far, he was not only named the Colonial Athletic Association Rookie of the Week for the second straight week and third time overall, but was also named The Sports Network/Fathead.com National Freshman of the Week and the National Performance and Quarterback of the Week by the College Sports Performance Awards.

## Old Dominion Football Media Schedule

### Monday, November 7th

Practice: None

#### CAA Teleconference:

10:00 a.m. - CAA Football Update	11:00 a.m. - Jimmye Laycock, William and Mary
10:10 a.m. - Jack Cosgrove, Maine	11:10 a.m. - Rob Ambrose, Towson
10:20 a.m. - Sean McDonnell, New Hampshire	11:20 a.m. - Mickey Matthews, James Madison
10:30 a.m. - Kevin Morris, Massachusetts	11:30 a.m. - Wayne Lineburg, Richmond
10:40 a.m. - Joe Trainer, Rhode Island	11:40 a.m. - K.C. Keeler, Delaware
10:50 a.m. - Andy Talley, Villanova	<b>11:50 a.m. - Bobby Wilder, Old Dominion</b>

Audio files from each of the weekly teleconferences will be archived on The CAA Football Pressbox website via CAAFootball.com each Monday after 1 p.m. A free LIVE audio stream of each weekly teleconference will be available on CAAFootball.com beginning shortly before 10 a.m., and lasting the duration of the call. Any media members or fans tweeting comments made on the live teleconference are encouraged to use the CAA Football teleconference hashtag: #CAAFBtc.



#### ODU Weekly Press Conference:

Monarch coach Bobby Wilder will meet the media from noon to 1 p.m. in the Powhatan Sports Complex's Football Team Room, located in the football office on the second floor. News conference will be available at ODUSports.com later in the afternoon.

#### Breakfast With Bobby:

Va. Pilot beat reporter Rich Radford's video interview with ODU head coach Bobby Wilder can be watched at Pilonline.com, ODUBLitz.com, and HamptonRoadsTV.com.

#### Tony Mercurio Show:

Head coach Bobby Wilder will be on the Tony Mercurio Show live at 3:05 pm. on ESPN Radio 94.1 FM. Fans can ask coach questions by calling the studio line at 757-687-9494.



### Tuesday, November 8th

**Coach/Student-Athlete Interviews:** 2 - 2:30 p.m. at Powhatan Sports Complex. All interviews must be arranged through ODU Sports Information. To ensure availability, please allow 24-hour notice prior to your need for a player or coach interview.

**Practice:** 4 - 6 p.m. at Powhatan Sports Complex. Please contact the Sports Information Office if you are attending practice.

### Wednesday, November 9th

**Coach/Student-Athlete Interviews:** 2 - 2:30 p.m. at Powhatan Sports Complex. All interviews must be arranged through ODU Sports Information. To ensure availability, please allow 24-hour notice prior to your need for a player or coach interview.

**Practice:** 4 - 6 p.m. at Powhatan Sports Complex. Please contact the Sports Information Office if you are attending practice.



### Thursday, November 10th

**Coach/Student-Athlete Interviews:** 2 - 2:30 p.m. at Powhatan Sports Complex. All interviews must be arranged through ODU Sports Information. To ensure availability, please allow 24-hour notice prior to your need for a player or coach interview.

**Practice:** 4 - 6 p.m. at Powhatan Sports Complex. Please contact the Sports Information Office if you are attending practice.

#### Coors Light Bobby Wilder Coach's Show

The show will air live at the Buffalo Wild Wings located at 1308 Greenbrier Parkway in the Greenbrier section of Chesapeake, It can be heard live on ESPN Radio 94.1 FM and will be audio streamed over the internet on Monarch Media on ODUSports.com. Fans will have a chance to ask questions, interact with show host and "Voice of the Monarchs" Ted Alexander and head coach Bobby Wilder, and win prizes including Buffalo Wild Wings gift certificates, tickets to upcoming ODU football games, and more. Can't make it to the show...call in to ask Coach Wilder your question at 757-687-9494.



### Friday, November 11th

**Coach/Student-Athlete Interviews:** 2 - 2:30 p.m. at Powhatan Sports Complex. All interviews must be arranged through ODU Sports Information. To ensure availability, please allow 24-hour notice prior to your need for a player or coach interview.

**Practice:** 4 - 5:30 p.m. at Foreman Field. Please contact the Sports Information Office if you are attending practice.

#### ODU Football Show:

The ODU Football Show of the season featuring head coach Bobby Wilder and host Bruce Rader will air on will be broadcast every Friday night at 10:45 pm on FOX43 and archived on WAVY.com.



## Old Dominion Quick Facts

## "The Quick Hits"

### GENERAL INFORMATION

Name of School: ..... Old Dominion University  
 City, Zip: ..... Norfolk, VA 23529  
 Nickname: ..... Monarchs  
 Founded: ..... 1930 (as the Norfolk Division of  
 ..... the College of William & Mary)  
 Enrollment: ..... 24,000  
 School Colors: ..... Slate Blue (PMS 540), Silver (PMS 877),  
 ..... & Light Blue (PMS 283)  
 Stadium Name: ..... Foreman Field at S.B. Ballard Stadium  
 Capacity: ..... 19,818  
 Surface: ..... AstroTurf GameDay Grass 3D  
 Affiliation: ..... NCAA Division I Championship Subdivision (FCS)  
 Conference: ..... Colonial Athletic Association (CAA)  
 Office Phone: ..... (757) 683-3369  
 Athletic Dept. Phone: ..... (757) 683-3375  
 Athletic Ticket Office: ..... (757) 683-4444  
 Press Box Phone: ..... (757) 683-3842

### FOOTBALL STAFF

Head Coach: ..... Bobby Wilder (Maine '87)  
 Record at ODU: ..... 25-7 (3rd season)  
 Overall Record: ..... 25-7 (3rd seasons)  
 CAA Record: ..... 5-2 (1st season)

#### ASSISTANT COACHES:

Defensive Backs: ..... Marc Bacote (James Madison '08)  
 Defensive Line: ..... Dealton Cotton (East Carolina '95)  
 Offensive Line: ..... Bill Dee (Mansfield '75)  
 Asst. Def. Coord./Secondary: ..... Jarod Dodson (South Dakota '99)  
 Rovers: ..... Corey Hetherman (Fitchburg State '06)  
 Pass Game Coord./Wide Receivers/Tight Ends: .....  
 ..... Keita Malloy (Delaware '95)  
 Defensive Coordinator/Linebackers: ..... Andy Rondeau (Syracuse '91)  
 Offensive Coordinator/Offensive Line: ..... Brian Scott (Maine '00)  
 Quarterbacks: ..... Ron Whitcomb (Maine '06)  
 Running Backs/Special Teams: ..... Michael Zyskowski (Maine '06)

Administrative Assistant: ..... Kyle Noro  
 Equipment Manager: ..... Tommy Rapier  
 Assistant Equipment Manager: ..... Daniel Cornier  
 Video Coordinator: ..... Dory Kong

### TEAM INFORMATION

2010 Record: ..... 8-3  
 2010 Conference Record: ..... N/A  
 2010 Home Record: ..... 4-3  
 2010 Away Record: ..... 4-0

All-Time Record: ..... 25-7  
 All-Time Conference Record: ..... 5-2  
 All-Time Home Record: ..... 15-5  
 All-Time Away Record: ..... 10-2

Basic Offense: ..... Spread  
 Basic Defense: ..... 4-3

### ATHLETIC COMMUNICATIONS

Assistant Athletic Director - Communications: ..... Carol Hudson  
 Associate Communications Director (FB Contact): Kimberly Zivkovich  
 Sports Information Main Phone: ..... (757) 683-3372  
 Zivkovich Direct Line: ..... (757) 683-5520  
 Zivkovich Cell Phone: ..... (757) 617-7757  
 Zivkovich Email: ..... kzivkovi@odu.edu  
 Assistant Communications Director: ..... Eric Bohannon  
 SID Address: ..... Jim Jarrett Athletic Admin. Bldg.  
 ..... Norfolk, VA 23529  
 ODU Website: ..... www.odusports.com  
 Facebook: ..... Group - Old Dominion University Athletics  
 Twitter: ..... @ODUFootball, @ODUSports  
 Video: ..... www.ODUSports.com/AllAccess

- Old Dominion enters Saturday's game having moved up to its highest ranking to date following its 42-28 regular season home finale win over Richmond. The Monarchs come into Saturday's 2011 regular season finale ranked at No. 11 in both The Sports Network/Fathead.com and FCS Coaches Poll Top 25 Poll.

- Old Dominion restarted its football program in 2009 after a 69-year absence and in its three years has compiled an 25-7 overall mark as the best start-up in FCS history.

- Old Dominion went 9-2 in its inaugural season, 8-3 in 2010, and currently stands at 8-2 this season with victories over Campbell, Georgia State, Hampton, #20 UMass, Rhode Island, Villanova, #9/10 James Madison, and Richmond.

- After playing two years as an independent in the FCS, the Monarchs join the CAA, considered by many to be the best FCS conference in the nation, and holds a 3-2 mark in the league. Seven of the CAA's 11 programs were ranked in the national preseason polls and six are ranked this week - New Hampshire, Maine, Towson, Old Dominion, and Delaware.

- With week ten's win over Richmond, ODU's, the Monarchs improved to 8-2 on the season, 5-2 in the CAA, 5-1 this season and 12-2 all-time at Foreman Field at S.B. Ballard Stadium.

- Foreman Field at S.B. Ballard Stadium continues to be the place to be in Hampton Roads on Saturdays. The Monarchs' 20 home games, all have been sellouts. While the last two season's have averaged 19,782, additional seating has brought Foreman Field's capacity to 19,818. ODU is currently fifth in average attendance through week nine.

- As a team through week ten, the Monarchs are ranked in the Top 20 nationally in Net Punting (6th - 37.94), Scoring Offense (10th - 35.90), Sacks (10th - 3.330), Rushing Defense (15th - 109.00), and Tackles for Loss (19th - 7.80).

- Individually in the national stats this season Jonathan Plisco ranks second in Punting (46.32), defensive lineman Ronnie Cameron ranks 23rd in Tackles for Loss (1.55), Aaron Evans ranks 26th in Kickoff Returns (25.57), and Reid Evans ranks 28th in Punt Returns (8.62).

# Old Dominion vs. William & Mary Series Information



**VS.**



**TEAM:**

35.9	<u>Scoring</u>	16.2
25.7	<u>Scoring Defense</u>	20.7
167.9	<u>Rushing</u>	148.4
109.0	<u>Rushing Defense</u>	148.4
4.3	<u>Avg./Rush</u>	4.0
20	<u>Rush TDs</u>	8
237-358-7	<u>Comp. - Att. - Int.</u>	116-225-10
258.6	<u>Passing</u>	162.6
241.3	<u>Passing Defense</u>	193.6
22	<u>Pass TDs</u>	9
426.5	<u>Total Offense</u>	311.0
350.3	<u>Total Defense</u>	342.0
4265-749	<u>Tot. Off/Plays</u>	2799-563
18.7	<u>Kickoff Return Avg.</u>	21.5
11-103	<u>Interceptions</u>	11-107
28:28	<u>Time of Possession</u>	28:48
60-155 (39%)	<u>3rd-Down Conv.</u>	47-123 (38%)
15-24 (62%)	<u>4th-Down Conv.</u>	7-17 (41%)
33-215	<u>Sacks By-Yards</u>	18-130
14-18 (78%)	<u>Field Goals - Att.</u>	9-11 (82%)
41-42 (98%)	<u>PATs - Attempts</u>	15-16 (94%)

**INDIVIDUAL**

Taylor Heinicke - 249.5	<u>Passing Yards</u>	Michael Graham 157.4
Taylor Heinicke - 15	<u>Passing TDs</u>	Michael Graham - 5
Colby Goodwyn - 75.8	<u>Rushing Yards</u>	Jonathan Grimes - 111.0
Angus Harper - 6	<u>Rushing TDs</u>	Jonathan Grimes - 6
Nick Mayers - 42	<u>Receptions</u>	D.J. Mangas - 32
Nick Mayers - 54.7	<u>Receiving Yards</u>	D.J. Mangaas - 49.1
Larry Pinkard - 7	<u>Receiving TDs</u>	Jonathan Grimes - 4
Craig Wilkins - 93	<u>Tackles</u>	Jabrel Mines - 92
Ronnie Cameron - 6.5	<u>Sacks</u>	Jabrel Mines - 2.5
Ronnie Cameron - 15.5	<u>Tackles For Loss</u>	Marcus Hyde - 10.0
Five with (2)	<u>Interceptions</u>	Three with (2)
Reid Evans - 8.6	<u>Punt Return Avg.</u>	B.W. Webb 4.6
Aaron Evans - 25.6	<u>Kick Return Avg.</u>	Jonathan Grimes - 22.5

**All-Time Vs. William & Mary:**

Date:	Score	Attend	Site
9/18/10	L,17-21	19,782	Norfolk, Va.

**MEMORABLE CAREER MOMENT:**

Kai Blanco gave the Monarchs a 6-0 edge over the Tribe in his first career touchdown reception. The four-yard pass from Thomas DeMarco gave the Monarchs a lead over the #12/13 team in the FCS.

**FIRST AGAINST THE TOP 25**

Last year's game marked the first ranked opponent ODU has ever faced. The Tribe entered the game ranked #12 by The Sports Network Poll and #13 in the FCS Coach's Poll.

**BREAKING-UP IS HARD TO DO:**

Cornerback T.J. Cowart registered three pass break-ups, tying for the most in a game by a Monarch in last year's match-up. Cowart, who has been sidelined since week two with an wrist injury, had been the Monarchs' leader in the category having three pass break-ups in a game with the Tribe as well as Georgia State and Gardner Webb last season.

**IN THE CAA STATS:**

While Old Dominion enters Saturday's game as the league's leader in scoring offense at 35.9 points per game, William & Mary comes into the game as one of the conference's leaders in scoring defense, allowing opponent just 20.7 points per game. The Tribe has been particularly effective on its pass defense allowing just 193.6 yards per game in the air, second among the CAA schools.

**COLONIAL HISTORY**

William and Mary has been playing football for 118 seasons having played 1115 games, as opposed to Old Dominion's third season of play and heading into its 32nd game. Tribe head coach Jimmye Laycock, a 1970 graduate of The College of William & Mary, holds a career record of 212-150-2 in his 32nd year at the helm of the Tribe program. His 212 wins ranks sixth nationally among all active FCS coaches, while his 90 conference victories ranks third all-time in the CAA.

# LAST TIME OUT VS. WILLIAM & MARY

## September 18, 2010

**#12/13 WILLIAM & MARY 21, OLD DOMINION 17**  
**Foreman Field • Norfolk, Va.**  
**September 18, 2010 • Attendance: 19,782**

**SCORE BY QUARTERS:**

	1st	2nd	3rd	4th	Final
William & Mary	0	7	7	7	21
Old Dominion	7	7	0	3	17

**SCORING SUMMARY:**

Q	Time	Play	Score
1st	05:40	O Kai Blanco 4 yd pass from Thomas DeMarco (Jarod Brown kick) 5 plays, 48 yards, TOP 2:09	0 - 7
2nd	06:23	W Jonathan Grimes 30 yd run (David Miller kick) 6 plays, 84 yards, TOP 2:18	7 - 7
	03:06	O Colby Goodwyn 41 yd run (Jarod Brown kick) 9 plays, 74 yards, TOP 3:17	7 - 14
3rd	14:38	W Chase Hill 55 yd pass from Mike Callahan (David Miller kick) 1 play, 55 yards, TOP 0:22	14 - 14
4th	09:38	O Jarod Brown 20 yd field goal 15 plays, 70 yards, TOP 5:34	14 - 17
	04:45	W Gareth Hissong 4 yd pass from Mike Callahan (David Miller kick) 8 plays, 65 yards, TOP 4:53	21 - 17

**SCORING SUMMARY:**

	WM	ODU
FIRST DOWNS	24	15
NET YARDS RUSHING	134	129
NET YARDS PASSING	290	186
TOTAL OFFENSE YARDS	424	315
Fumbles: Number-Lost	1-1	2-1
Penalties: Number-Yards	8-55	8-100
PUNTS-YARDS	4-171	8-366
KICKOFFS-YARDS	4-227	3-187
Punt returns: Number-Yards-TD	2-30-0	0-0-0
Kickoff returns: Number-Yds-TD	3-82-0	3-49-0
Interceptions: Number-Yds-TD	1-0-0	1-17-0
Fumble Returns: Number-Yds-TD	0-0-0	0-0-0
Miscellaneous Yards	0	0
Possession Time	32:39	27:21
Third-Down Conversions	6 of 14	3 of 16
Fourth-Down Conversions	0 of 0	2 of 3
Red-Zone Scores-Chances	1-4	2-2
Sacks By: Number-Yards	0-0	3-28

**INDIVIDUAL STATISTICS:**

**RUSHING: William & Mary** - Jonathan Grimes 27-124; C. Marriner 3-13; T. Riggins 1-1; Mike Callahan 6-1; TEAM 1-minus 2; Jimmy Hobson 1-minus 3. **Old Dominion** - Colby Goodwyn 3-42; Thomas DeMarco 13-34; Mario Crawford 7-19; Nick Mayers 3-18; Desmond Williams 3-16; Prentice Gill 1-2; TEAM 1-minus 2.

**PASSING: William & Mary** - Mike Callahan 21-31-1-290. **Old Dominion** - Thomas DeMarco 21-40-1-186.

**RECEIVING: William & Mary** - Alex Gottlieb 5-57; Jonathan Grimes 3-41; Ryan Moody 3-32; Ryan Woolfolk 2-28; Cameron Dohse 2-26; Nolan Kearney 2-16; Chase Hill 1-55; D.J. Mangas 1-22; Jimmy Hobson 1-9; Gareth Hissong 1-4. **Old Dominion**-Mario Crawford 7-44; Nick Mayers 4-27; Marquel Thomas 3-66; Kai Blanco 3-15; Reid Evans 2-10; Prentice Gill 1-17; Colby Goodwyn 1-7.

**TACKLES (UA-A): William & Mary** - Dante Cook 6-5; B. Thompson 2-8; Wes Steinman 3-6; Jabrel Mines 4-3; Michael Stover 2-5; B.W. Webb 3-3; Marcus Hyde 2-4; Evan Francks 0-5; H. Robertson 0-5; B. Cottingham 2-1; B. Jean-Pierre 0-2; Ravi Pradhanang 0-2; Cameron Dohse 1-0; D.J. Mangas 0-1; G. Beerhalter 0-1; Terrell Wells 0-1. **Old Dominion** - Ronnie Cameron 4-6; Michael Williams 3-7; Deron Mayo 2-7; T.J. Cowart 3-5; Donald Smith 2-6; Mateus Porter 0-8; J.J. Williams 2-3; Craig Wilkins 1-4; Alex Arain 0-5; Devon Simmons 2-2; Carvin Powell 2-1; Deron Jasper 1-1; Rodney Hunter 0-2; Eric Saylor 0-2; Chad King 0-2; Lee Daniel 1-0; Fred Credle 1-0; James Edwards 1-0; Michael Colbert 0-1; Paul Morant 0-1; Chris Lovitt 0-1.

**Late Score Lifts #12/13 Tribe Past Football Monarchs, 21-17**

**NORFOLK, Va.** -- Gareth Hissong caught a four-yard touch-down pass from Mike Callahan with less than five minutes to play to give #12/13 William & Mary (2-1) a come-from-behind 21-17 win over Old Dominion (1-2) Saturday night in front of a sold out crowd at Foreman Field at S.B. Ballard Stadium.

On third and goal, Callahan rolled out and hit Hissong in the flat for the winning score, which was Hissong's first career catch.

Jarod Brown had given ODU a 17-14 lead with a 20-yard field goal early in the fourth quarter.

ODU came out firing, taking the 7-0 lead on a four-yard touch-down pass from Thomas DeMarco to redshirt sophomore Kai Blanco.. The drive was set-up after Michael Williams returned an interception for 17-yards setting up the Monarchs at the Tribe's 48. A 33-yard pass to Marquel Thomas brought ODU into the red zone and four plays later Blanco put the Monarchs into an early lead.

The Tribe had a pair of chances to cut into the lead early in the second quarter. First, David Miller's 31-yard field goal attempt went wide right. With Old Dominion starting the following drive on its own 20, William & Mary quickly regained possession on a fumble on ODU's 17 on the Monarchs' first play. The defense held, which included a nine-yard sack by Deron May and Ronnie Cameron that put the Tribe at fourth and goal on the ODU 17. This time, Miller's kick hit the right upright and ODU held on to its 7-0 lead.

William & Mary did tie the score in the middle of the second quarter, with Jonathan Grimes capping off a six play, 84 yard drive with a 30-yard touchdown run.

The Monarchs quickly responded as Colby Goodwyn ripped off a career long 41 yard touchdown run to put ODU back on top and go into halftime up 14-7.

It took just one offensive play in the third quarter to tie the game, as Callahan hit Chase Hill down the right sideline, and he broke two tackles to go in for the score.

The Monarchs reclaimed the lead with 9:41 left in the game. ODU had the ball at first and goal at the Tribe's own two-yard line, but the Monarchs were unable to find a gap in the William & Mary defense to cross the endline. Jarod Brown however, managed to get points on the board and put ODU ahead 17-14 with his 20-yard field goal.

The following drive saw Hissong's touchdown that capped an eight-play, 66 yard drive for the Tribe.

Jonathan Grimes led the Tribe with 124 yards rushing and a touchdown. Thomas DeMarco was 21-of-40 passing for 186 yards and the touchdown, while Mario Crawford was his top target with seven catches for 44 yards. Ronnie Cameron and Michael Williams led the Monarch defense with 10 tackles each.

# HONORED MONARCHS:

## CAA PLAYERS OF THE WEEK:

9/12 - Running Back - Colby Goodwyn

Sophomore Colby Goodwyn picked up CAA Football Offensive Player of the Week honors and was named the College Football Performance Award National Running Back of the Week after leading Old Dominion to a 40-17 win at Georgia State during week two. The sophomore carried the ball 26 times for 184 yards and a touchdown, marking the second-highest rushing total in ODU's short program history. The yardage mark is also the highest CAA Football total since Delaware's Andrew Pierce rattled off 200 yards against Duquesne on Sept. 18 last season. Goodwyn, who also hauled in one catch for five yards, logged three rushes of 20-or-more yards in the win including a 53-yarder in the fourth quarter.

## CAA ROOKIE OF THE WEEK:

9/5 - Wide Receiver - #5 Anotonio Vaughan

Redshirt freshman wide receiver Antonio Vaughan was rewarded for his impressive Monarch debut against Campbell in week by being named CAA Football's Rookie of the Week finishing his Monarch debut with 191 all-purpose yards and two touchdowns in ODU's 41-14 win over Campbell. He hauled in six catches for 97 yards, including a 34-yard second-quarter touchdown pass from Thomas DeMarco. Vaughan later showed his ground skills by scampering 30 yards to paydirt in the third quarter, boosting the ODU lead to 38-7. The CAA Football Rookie of the Week was also effective in the Monarchs' return game posting a 16-yard punt return and two kickoff returns for 48 yards. Vaughan was ODU's first ever CAA weekly award winner.

10/3 - Quarterback - #14 Taylor Heinicke

True freshman Taylor Heinicke was inserted into the Monarch offense after signal caller Thomas DeMarco, who had started all 26 games to-date was sidelined with an injury in the second half, to throw for 119 yards and two touchdowns in helping ODU to its first-ever CAA victory and first win over a ranked team in week five's 48-33 win over #20 UMass. Heinicke completed eight of his 11 attempts, which included a then-school record 56-yard touchdown pass to Reid Evans. The true freshman also found Larry Pinkard on a 38-yard touchdown throw to kick off the first of three fourth quarter touchdowns. Heinicke also ran the ball five times for 24 yards in his Monarch debut.

10/31 - Quarterback - #14 Taylor Heinicke

The true freshman signal caller Taylor Heinicke helped lead his Old Dominion football squad to its first Top 10 victory in school history with a 23-20 victory over #9/10 James Madison. Heinicke was named the Oyster Most Valuable Player after passing for 236 yards and two touchdowns and was the Monarchs' leading rusher with 50 yards on 11 carries. The Atlanta, Georgia native connected with Larry Pinkard twice - first on a 17-yard pass to open up scoring and the second a 23-yard pass after scrambling well behind the line of scrimmage on fourth and two and lofting the ball to Pinkard near the end line in the second quarter.

11/7 - Quarterback - #14 Taylor Heinicke

Earning back-to-back CAA Rookie of the Week honors and his third overall CAA weekly honor, Taylor Heinicke continued to lead the Monarchs by throwing for a season-high 373 yards and three touchdowns in the Monarchs' 42-28 victory over Richmond. Heinicke completed 34 of his 47 attempts and posted his second 300+ passing game of his six appearances thus far. Heinicke opened up scoring by connecting with Larry Pinkard on a 14-yard pass and added a 29-yard touchdown throw to Prentice Gill with five minutes remaining in the second quarter. Midway through the fourth quarter with the score tied at 28-28, Heinicke helped orchestrate an 11-play, 67-yard drive from the Monarchs own 33 with 17 yards rushing and completing six of his nine passes, capping it off with a 1-yard pass to Antonio Vaughan to put ODU ahead for good.

## CAA SPECIAL TEAMS PLAYER OF THE WEEK:

10/3 - Wide Receiver - #81 Jakwail Bailey

True freshman Jakwail Bailey blocked a UMass punt that led to a safety and returned the lead for good in ODU's 48-33 win over the #20 Minutemen in the Monarchs' first ever CAA win and win over a ranked opponent in week five. With the Minutemen at 4th and 12 and pinned back at their own 10-yard line, Bailey blocked the Monarchs' fourth punt this season. Having allowed the Minutemen to rattle off 26 unanswered points after the Monarchs had achieved a 25-0 lead, Bailey's blocked punt and safety gave ODU a 27-26 edge and a lead they would not relinquish.

## THE SPORTS NETWORK/FATHEAD.COM NATIONAL ROOKIE OF THE WEEK:

11/7 - Quarterback - #14 Taylor Heinicke

Taylor Heinicke continued to lead the Monarchs by throwing for a season-high 373 yards and three touchdowns in the Monarchs' 42-28 victory over Richmond. Heinicke completed 34 of his 47 attempts and posted his second 300+ passing game of his six appearances thus far. Heinicke opened up scoring by connecting with Larry Pinkard on a 14-yard pass and added a 29-yard touchdown throw to Prentice Gill with five minutes remaining in the second quarter. Midway through the fourth quarter with the score tied at 28-28, Heinicke helped orchestrate an 11-play, 67-yard drive from the Monarchs own 33 with 17 yards rushing and completing six of his nine passes, capping it off with a 1-yard pass to Antonio Vaughan to put ODU ahead for good.

## CFPA NATIONAL RUNNING BACK OF THE WEEK:

9/12 - Running Back - Colby Goodwyn

Coldby Goodwyn, who earned CAA Offensive Player of the Week honors as well, carried the ball 26 times for 190 yards and a touchdown, marking the second-highest rushing total in ODU's short program history in ODU's week two win at Georgia State. The yardage mark is also the highest CAA Football total since New Hampshire's Dontra Peters rattled off 197 yards against Central Connecticut State Sept. 4 last season. Goodwyn logged three rushes of 20-or-more yards in the win including a 53-yarder in the fourth quarter.

## CFPA NATIONAL LINEBACKER OF THE WEEK:

10/10 - Linebacker - Craig Wilkins

Redshirt junior linebacker Craig Wilkins made seven tackles (4 solo, 3 assisted), including 3.5 for loss, in the week six victory at Rhode Island, which gave the Monarchs their first ever CAA road win. The Monarch co-captain also had a 12-yard interception return that lead to the Monarchs' first scoring drive of the game.

## CFPA NATIONAL DEFENSIVE LINEMAN OF THE WEEK:

10/31 - Defensive Tackle - Ronnie Cameron

Redshirt senior defensive tackle Ronnie Cameron posted 10 tackles, including three of those for a loss of 12 yards in ODU's first ever Top 10 victory in the 23-20 win over #9/10 James Madison. His 10 tackles were just one shy of his season-high. Cameron and the Monarch defense held James Madison scoreless in the second half of play and held the CAA's leading rushing offense at 242.7 yards per game and 5.0 yards per play to 103 yards and 2.7 yards per carry

## CFPA NATIONAL PERFORMER/QUARTERBACK OF THE WEEK

11/7 - Quarterback - #14 Taylor Heinicke

Taylor Heinicke continued to lead the Monarchs by throwing for a season-high 373 yards and three touchdowns in the Monarchs' 42-28 victory over Richmond. Heinicke completed 34 of his 47 attempts and posted his second 300+ passing game of his six appearances thus far. Heinicke opened up scoring by connecting with Larry Pinkard on a 14-yard pass and added a 29-yard touchdown throw to Prentice Gill with five minutes remaining in the second quarter. Midway through the fourth quarter with the score tied at 28-28, Heinicke helped orchestrate an 11-play, 67-yard drive from the Monarchs own 33 with 17 yards rushing and completing six of his nine passes, capping it off with a 1-yard pass to Antonio Vaughan to put ODU ahead for good.

**RISING UP THE RANKS:** The Monarchs moved up one spot in both The Sports Network/Fathead.com and FCS Coaches Polls to No. 11 this week in both polls. Its the highest ranking for the Monarchs to date.

It took the ODU Football Monarchs until year three and 27 games to receive its first Top 25 ranking on October 3, 2011 coming in at No. 21 in The Sports Network Poll. Looking at other recent start-up programs, it took Coastal Carolina 32 games to achieve a national ranking when they came in at No. 24 in The Sports Network Poll in their third year on Nov. 8, 2005. That season the Chanticleers finished 9-2 and were the Big South co-champions.

**WELCOME TO THE TOP 25:**

When the ODU Football Monarchs take the field on Saturday vs. William & Mary, it will be as a nationally-ranked team in both The Sports Network/Fathead.com and FCS Coaches Polls for the fifth consecutive week.

Week One:	RV	NR
Week Two:	RV	NR
Week Three:	RV	NR
Week Four:	RV	RV
Week Five:	RV	RV
Week Six:	21	RV
Week Seven:	18	22
Week Eight:	21	22
Week Nine:	15	16
Week Ten:	12	12
Week Eleven:	11	11

In another first for the ODU Football program, the Monarchs were ranked in the Top 25 for the first time in school history coming in at No. 21 five weeks ago in The Sports Network/Fathead.com FCS Top-25 College Football Poll. Following the Monarchs victory over Rhode Island, ODU made its FCS Coaches Poll debut during week seven coming in at No. 22.

**I'LL CATCH IT IF I CAN:**

Redshirt junior wide receiver Reid Evans' 12 receptions last Saturday were the most in school history surpassing the nine catches by former Monarch Monty Smalley in last year's game against Georgia State as the ODU benchmark.

Reid Evans became the second Monarchs with over 100 yards receiving in a game this season with a career-high 149 against the Spiders. Evans' previous career-high was 111 yards on eight catches in last year's season finale at N.C. Central. Nick Mayers has ODU's only other 100+ yard receiving game this season with 166 against Towson.

**E-Z PASS:**

True freshman quarterback Taylor Heinicke's 373 passing yards against the Spiders in week ten were a season-high for the Monarchs and the third 300+ passing game for ODU this season. Thomas DeMarco, prior to his high ankle sprain injury, had 310 yards in the season opener at Campbell, while Henickie had 360 yards against Towson in week seven.

**LIKE TOTALLY:**

The Monarchs' 587 yards of total offense against Richmond last weekend was another ODU record. It resets the previous high of 518 captured against then-#20 UMass in the week five win over the Minutemen. ODU has had one other game of over 500 yards of total offense with 506 against Campbell in the season opener.

**THANK YOU SENIORS:**

Old Dominion has eight seniors playing in Saturday's regular season finale at William & Mary....

**RONNIE CAMERON - Defensive Tackle:** Since joining the team last season, has 134 tackles including 12.5 sacks in his Monarch career. Currently leads the CAA in tackles for loss, ranking 23rd nationally, and is fourth in the CAA in sacks.

**THOMAS DEMARCO - Quarterback:** Two-time Walter Payton Watch List member, has 5,711 passing yards, 1,444 rushing yards, 51 TD passes and 30 career rushing touchdowns in his Monarchs career.

**PRENTICE GILL - Wide Receiver:** Coming into today's game, has 67 catches for 997 yards and eight touchdowns in his Monarchs career. First Monarch to crack the 100+ receiving yards in a game mark.

**JEREMY HENSLEY - Center:** Coming into today's game, Jeremy has started 27 of the Monarchs' 32 games at center. Helped the Monarchs rank ninth among FCS schools in rushing offense and 18th among FCS schools in total offense in 2009 and eighth in the FCS in scoring offense and 22nd in total offense in 2010.

**RYAN JENSEN - Left Tackle:** Started all 12 games at right tackle in 2009 helping to pave the way for Old Dominion to rank ninth in rushing offense and 18th in total offense nationally. Named to Phil Steele's Preseason All-Independent Team in 2010. Has started 10 nine games at left tackle.

**CHAD KING - Defensive End:** A member of Army ROTC, has totaled 88 tackles including 16.5 for a loss during his Monarchs career, which includes 31 stops, 5.5 tackles for loss, and 4.5 sacks this season. Led the Monarchs in tackles for loss in their inaugural season.

**EDMON MCCLAM - Defensive Tackle:** Holds the Division I record for most blocked PAT's by a single player in a game (FCS or FBS) and is also tied for the FCS record for combined blocked kicks in a game and set a FCS season record by blocking five PATs in 2009.

**J.J. WILLIAMS - Linebacker:** Comes into today with 96 tackles during his Monarchs career. Has collected 55 tackles this season along with 2.5 tackles for loss and 2.0 sacks.

**MEETING OF NATIONAL CHAMPS:**

The ODU Football Monarchs met three straight national champions this past few weeks. In week eight, ODU faced Villanova - winners of the 2009 FCS National Championship. Week nine it was James Madison - winners of the 2004 FCS National Championship. Last week it was Richmond, who won the title in 2008.

**JERRY RICE WATCH LIST:**

True freshman quarterback Taylor Heinicke was added to the Jerry Rice Watch list last week prior to the Monarchs' kick with Richmond in week ten.

The Rice Award, presented by The Sports Network and sponsored by Fathead.com, will honor the outstanding freshman in the Football Championship Subdivision. The legendary Rice, who played in the FCS (then Division I-AA) at Mississippi Valley State, will present the award at the national awards banquet on Jan. 6 in Frisco, Texas. The new award allows Rice to join three other football legends whose names adorn the top individual awards in the FCS: the Walter Payton (FCS outstanding player) - of which quarterback Thomas DeMarco is a watch list honoree, Eddie Robinson (FCS coach of the year) awards, and the Buck Buchanan Award (FCS outstanding defensive player).

Since taking over as the Monarchs' signal caller at halftime of week five against UMass, Heinicke has passed for 1497 yards completing 135 of his 194 attempts with just one interception (Towson). He has earned CAA Rookie of the Week three times this season.

**SIX TEAMS RANKED IN THE CAA:**

Six CAA Football teams appeared in this week's Top 25 after a record breaking nine were among the nation's Top 25 four weeks ago. It was the first time ever a league has had as many as nine teams in one week's poll at the FCS level. Prior to the record breaking nine league teams appearing in the poll, CAA Football was the only conference to ever boast seven among TSN's rankings in a single week having done that 14 times.

**STOPPING THE RUN:**

The Monarchs are second in the CAA in rush defense allowing the opposing team 109 yards per game. Take a look at how ODU has shut down its opponent's run game.

**ODU vs. The Opponent Run Game:**

Opponent:	Rush Avg. Entering Game:	Avg. Rush vs. ODU:
Campbell	4.5 (2010)	1.2
Georgia State	3.9	2.4
Hampton	5.0	3.3
Delaware	4.8	2.1
UMass	4.2	2.1
Rhode Island	4.9	3.7
Towson	5.1	4.7
Villanova	3.4	3.2
James Madison	5.0	2.7
Richmond	2.5	3.5

The JMU Dukes came into week nine as the CAA's leading rushing offense at 242.7 yards per game and 5.0 yards per play and they were held to 103 yards and 2.7 yards per carry.

Richmond, last week's opponent, has been the only school this season to rush for more yardage per carry than they were averaging entering the game.

**BLOCK THAT KICK:**

Special teams now has 19 blocks to its credit in the last three seasons, including seven in the 2011 season, which according to an unofficial poll of FCS schools are tied for the second most blocks by a school this season.

**2011 FCS LEADERS (total blocked kicks)**

North Dakota	9 (6 FGs, 3 PATs)
Citadel	8 (8 Punts)
Drake	8 (3 FG, 2 PAT, 3 Punts)
Portland State	8 (2 FG, 6 Punts)
Old Dominion	7 (2 FG, 5 Punts)
Dartmouth	6 (2 FGs, 2 PAT, 2 Punts)
Murray State	6 (1 FG, 2 PAT, 3 Punts)
Norfolk State	6 (2 punts, 4 FGs)
Georgia Southern	5 (3 PATs, 2 FGs)
Illinois State	5 (4 PATs, 1 punt)
Nicholls State	5 (2 FGs, 3 PATs)
UTSA	5 (3 FGs, 1 PAT, 1 punt)
Weber State	5 (5 punts)

Last week, Jakwail Bailey blocked his second punt of the 2011 season against Richmond.

In week nine, Craig Wilkins blocked a 47-yard James Madison field goal attempt in last moments of ODU's 23-20 win over the Dukes leading the Monarchs to their first Top 10 victory in school history.

In week five, Jakwail Bailey blocked a UMass punt that results in a safety, giving the Monarchs a 26-25 lead they would not relinquish late in the third quarter. For his efforts, Bailey was named the CAA Special Teams Player of the Week.

The Monarchs also blocked a 48-yard Delaware field goal attempt, recording a block for its third consecutive contest.

In week three's game with Hampton true freshman James Faircloth blocked a Pirate punt resulting in Larry Pinkard returning the ball five-yards for a touchdown to open up the fourth quarter in the 45-42 victory. It was the third time in the two-game series with the Pirates that ODU has blocked a punt attempted by Hampton.

In week two's 40-17 win at Georgia State, Alex Arain blocked his second career punt that was picked up by Blair Roberts and returned for a touchdown. Additionally, Paul Morant blocked a punt in the victory.

**REPEATEDLY CATCHING:**

Larry Pinkard had his third game with two touchdown receptions in the week ten 23-20 win over James Madison. Other games came against UMass and Rhode Island. Nick Mayers is the only other Monarch with multiple receiving touchdowns in a game this season with a pair against UMass on Oct. 1st.

**THROUGH THE UPRIGHTS:**

Jarod Brown connected on three of his four field goals, the most this season in the week nine over Top Ten James Madison. His career mark is 4-5 at N.C. Central in last year's season finale. He is now 14-of-18 on the season and 26-of-34 in his career in field goals. Brown was the only Monarch to score in the second half of week nine's Oyster Bowl. Trailing 20-14 at the intermission, Brown's three field goals led the Monarchs' to a 23-20 win and ODU's first over a Top 10 opponent.

**DOUBLE DIGIT TACKLES:**

Craig Wilkins led the Monarchs with 11 stops, while Ronnie Cameron added in 10 tackles, three of those for a loss of 12 yards in the week nine 23-20 win over James Madison. Wilkins now has a team-leading 93 tackles under his belt this season with his fourth double-digit tackling outing last week against Richmond making 10 stops. Entering Saturday's game, Wilkins is sixth in the CAA in the category. Cameron meanwhile upped his numbers to 57 tackles on the year and 15.0 tackles for loss. Entering Saturday's game with the Tribe, Cameron leads the conference and ranks 23rd nationally in tackles for loss and is fourth among CAA defender in sacks.

**MAKING HIS DEBUT:**

Reggie Owens made his first appearance for the Monarchs this season in week eight at Villanova. Owens appeared at corner in the 1st quarter at Villanova in week eight making the 11th true freshman to play for the Monarchs this season.

**RUN, LORENZO, RUN:**

True freshman running back Lorenzo Smith's 54-yard touchdown rush was the Monarchs' second longest rush from scrimmage in ODU's three-year history in the week eight win at Villanova. Three weeks ago against Towson, redshirt freshman Angus Harper had a 64-yard down field for the longest rush from scrimmage in the Monarchs' history.

**GETTING THE NODS AT NOVA:**

Sophomore Keenan Terry made his first start in the place of the injured Eriq Lewis at cornerback during week eight. Also redshirt freshman Preston Smith made his first start as well in place of the injured Chad King at defensive end.



**SCORING BY THE HALF:**

The 30 points scored by the Monarchs in the first half at Villanova during week eight were the most by the squad at the intermission this season as the Monarchs went on to a 37-14 victory. The previous high was 28 in the season opener against Campbell. The all-time record is 50 vs. Savannah State last season.

In the other direction, the Monarchs have help the opposition scoreless in second half of play in two of the last three games. James Madison in week nine and Villanova in week eight were both held to no points in the third and fourth quarters of play.

**SPREADING THE WEALTH ON THE D:**

In week eight against the Wildcats, defensively, 25 Monarchs got into the mix led by corner Aaron Evans and linebacker John Darr with four stops each. The ODU defense racked up five sacks and eight tackles for loss.

**LONGEST PLAY FROM SCRIMMAGE:**

Angus Harpers' 64-yard touchdown run in week seven against Towson was the longest play from scrimmage in ODU's history. But that record stood just briefly when Nick Mayers had a 93-yard reception from Taylor Heinicke late in third quarter.

The previous longest run from scrimmage was a 53-yard run by Colby Goodwyn at Georgia State this season, while the longest pass completion was 62-yards by Thomas DeMarco to Prentice Gill against Cal Poly on Oct 9, 2011. The play was also the longest by a Towson opponent this season.

**SACK IT TO ME:**

The six sacks, led by 2.5 by defensive lineman Ronnie Cameron, recorded by the Monarch defense in week seven against Towson were the most this season. Previous high was five against Campbell and then #20 UMass.

Cameron, who is averaging .65 quarterback takedowns a game is fourth in the CAA in the category and 51st nationally.

**PASSING MARK:**

Taylor Heinicke's 373 passing yards against Richmond in week ten and 360 passing yards in week seven versus Towson were the second and thir most in ODU history just below Thomas DeMarco's 407 yards at Monmouth on September 25 2010.

Last time the Monarchs threw for over 300 yards in a game prior to Heinicke's performances was when current redshirt senior Thomas DeMarco, who is working his way back from a high ankle sprain, passed for 310 yards in a week one victory over Campbell.

Over the course of the Monarchs' 32 games played thus far, Old Dominion has passed for over 300 yards six times.

**RECEIVING MARK:**

Redshirt junior wide reciever Nick Mayer's 166 receiving yards versus the Tigers in week seven was another school record. The previous high was 154 yards by senior receiver Prentice Gill at Monmouth on Sept. 25 of last season.

It was Mayers' second 100+ yard receiving game. He was the first Monarchs to catch for 100 yards having done so in the Monarchs' loss at Fordham in 2009.

Through ODU's 32 total games played, a Monarchs has registered 100 or more yards of receiving six times.

**SCORING AGAINST THE MONARCHS:**

Prior to Towson's Terrance West's 47 and 54-yard touchdown runs, the longest scores against Old Dominion this season came from Hampton's Jeremy Jermin as he had a 42-yard fumble recovery in week three and from Delaware on a Tim Donnelly to Rob Jones 32-yard pass in week four.

**WOW...WHAT A PLAY:**

Midway through the thid quarter in week seven's game against Towson, the Monarchs took a 35-24 lead on one of the wildest plays in ODU history. Safety Carvin Powell intercepted a Tiger pass in the endzone setting up the Monarch drive to start at their own four-yard line. Then rookie Taylor Heinicke threw a 93-yard pass to Nick Mayers who tore down field but had the ball stripped at the Towson 3. As the ball rolled its way into the endzone, senior Prentice Gill jumped on top of it to score the touchdown for the Monarchs.

**MORE SCHOOL RECORDS:**

Taylor Heinicke's 56-yard pass to Reid Evans midway through the fourth quarter in week five's win over then #20 UMass was the longest in touchdown school history and the fourth 50+ passing touchdown in the Monarchs' young three year history.

**50+yard Touchdown Receptions:**

- 56 - Reid Evans from Taylor Heinicke - vs. #20 UMass - 10/1/11
- 55 - Nick Mayers from Thomas DeMarco - vs. Monmouth - 9/26/09
- 50 - Chris Lovitt from Thomas DeMarco - vs. Savannah St. - 11/6/10
- 50 - Marquel Thomas from Thomas DeMarco - vs. Chowan - 9/5/09

**MORE NEWBIES:**

Making first appearance for the Monarchs were true freshman running back Tyree Lee and quarterback Taylor Heinicke in the Monarchs' week five victory over then-#20 UMass. Heinicke started the entire second half of the game throwing for 119 yards and two touchdowns en-route to CAA Rookie of the Week honores. Lee finished the game with 11 carries for the 38 yards. ODU has had 10 true freshmen taking the field this season, which also includes offensive lineman Josh Mann, running back Lorenzo Smith, wide receiver Blair Roberts, long snapper Rick Lovato, as well as Jakwail Bailey, Mitch Castlebery, James Faircloth, and Neal Anthony Hale on special teams.

**HOME/AWAY:**

Old Dominion is currently 15-5 all-time and 5-1 this season at Foreman Field at S.B. Ballard Stadium following its 42-28 win over Richmond last week. The Monarchs captured back-to-back hoome wins following a 39-35 set back to Towson, which had snapped a six-game home game win streak for ODU that had dated back to Oct. 9th, 2010 in a 50-37 setback to Cal Poly. In their last road outing, a 37-14 win at Villanova, ODU improved to 3-1 this season and 10-2 all-time on the road. ODU's last road loss was a a 27-17 setback at #6/7 Delaware on Sept. 24 of this season after having won seven straight away from the friendly confines of Foreman Field at S.B. Ballard Stadium. Prior to the Blue Hen loss, the Monarchs last loss on the road was a 34-29 setback at Fordham on Oct. 3, 2009.

**PLAYING THE RANKED TEAMS:**

ODU is 2-1 this season against the Top 25 and 2-4 all-time against opponents appearing the polls. The Monarchs captured their first victory over the TopTen in week nine's 23-20 win over then #9/10 James Madison.

- #12/13 William & Mary (L, 17-21) on September 18th, 2010
- #14/16 Cal Poly (L, 37-50) on October 9th, 2010
- #7/6 Delaware (L, 17-27) on September 24, 2011
- #20 Minutemen (W, 48-33) on October 2, 2011
- #17/23 Towson (L, 35-39) on October 15, 2011
- #9/10 James Madison (W, 23-20) on October 29, 2011

**WIN STREAK SNAPPED:**

With the 27-17 loss to Delaware in the Monarchs' CAA debut in week four, Old Dominion saw its FCS leading eight-game win streak come to an end. The Monarchs had not lost a game prior to the Blue Hen loss since a 50-37 setback to Cal Poly on October 9, 2010. ODU does have another win streak going though. The Monarchs have won five straight games at home dating back to the loss to the nationally ranked Mustangs.

**FUMBLE TO POINTS:**

Chris Lovitt's fumble recovery in week four's contest with Delaware and Prentice Gill's fumble recovery in the endzone vs. Towson are a pair of fumble recoveries that have led to touchdowns. Former Monarch Marquis Johnson has the only other fumble recovery that has led to a score in the Monarchs' history in ODU's loss at Fordham in 2009 recovering the ball in the end zone following a punt by the Rams.

**FUMBLE, FUMBLIA, FUMBLEROOKSI:**

Old Dominion had four forced fumbles and a pair of fumble recoveries in week three's win over Hampton. The four forced fumbles, which included a pair by senior defensive end Edmon McClam, were the most by the Monarchs in their three-year history.

**IT'S GOOD:**

Jarod Brown had a 51-yard field goal in the opening ODU drive at Georgia State in week two as well as a 45-yarder. His 51-yard field goal capping off the Monarchs' ODU opening drive was the longest in school history. He surpasses his previous high of 48 at N.C. Central in last year's season finale.

**OPENING WITH A BANG:**

And no, we're not talking about the howitzer you hear being shot off before the Monarchs run onto Foreman Field. Old Dominion scored on its opening drive three times this season and 16 times in the 31 game history of the program. Larry Pinkard had a 17-yard touchdown reception against James Madison in week nine, Jarod Brown opening scoring in week five against UMass game with a 43-yard field goal and also drilled a school record 51-yard field goal to open up scoring in week two's 40-17 win at Georgia State.

**I-N-T:**

The Monarchs had three interceptions in its win over Georgia State in week two - Devon Simmons, Eriq Lewis, and Carvin Powell. The three int's were second most in school history. The school record is four against Presbyterian on Oct. 10, 2009.

**COMING BACK AT YOU:**

Devon Simmons captured a 32-yard interception return in the second quarter in week two's contest at Georgia State. It was Simmons' fifth interception, having had four in the inaugural season in 2009. It ties for the fourth longest interception return. Simmons's longest was a 37-yard interception return against Hampton, last season.

**IMPRESSIVE DEBUT:**

Wide receiver Antonio Vaughan finished his Monarch debut with 191 all-purpose yards (30 rush, 97 rec., 48 kick return, 16 punt return), the third highest total in the Monarchs' young history. Only Thomas DeMarco (224 yds. vs. N.C. Central - 2009) and Colby Goodwyn (356 yds. vs. Cal Poly - 2010) have had more. Vaughan gave ODU the 28-7 edge with 4:36 remaining in the second quarter, with his first career touchdown. He had his second touchdown on the play following a fumble forced by Keenan Terry and recovery by John Darr in the third quarter.

**WELCOME NEWBIES**

While the coaching staff has been excited about a veteran team taking the field for the 2011 inaugural CAA season, you can't forget about the newcomers who are making an impact already after week one. 19 Monarchs took their first snaps in the 41-14 win over Campbell in week one and among them were a trio of starters in redshirt freshmen wide receiver Antonio Vaughan, running back Angus Harper and safety Eriq Lewis. Vaughan received CAA Rookie of the Week honors after collecting 191 all-purpose yards and two touchdowns and making six catches for 97 yards and two touchdowns. Harper ran the ball 10 times for 28 yards and a touchdown. Lewis made four tackles and had a pass break-up. Also getting into the mix were true freshman Josh Mann, a local product from nearby Virginia Beach and Ocean Lakes High School, who played at right guard and Lorenzo Smith, who lead the rushing corps with 14 carries for 65 yards. Smith had only been a member of the running back crew for the last two weeks of preseason after moving from cornerback during preseason camp due to the injury to Mario Crawford. Through week nine, 22 true or redshirt freshmen have taken snaps for the Monarchs.

**MORE PEOPLE WATCH THE MONARCHS WIN:**

A new attendance mark was set in the Monarchs' home opener against Campbell in week one thanks to new seats in the loge level of the Ainslie Game Day Building. 19,818 people were in attendance to witness the Monarchs' 41-14 victory over the Camels.

**SOLD OUT:**

The Old Dominion University football program begins its third season of competition and its first as an official member of the Colonial Athletic Association this fall, and for the third consecutive year the Monarchs have sold through their season ticket allocations at Foreman Field at S.B. Ballard Stadium.

Since starting football in 2009, Old Dominion University has sold out of all available season tickets, setting national attendance records for start-up Football Championship Subdivision programs. The Monarchs ranked fourth in both accumulated and average attendance in 2010 and a total of 395,856 fans have entered through the turnstiles in the 20-games played at Foreman Field the last three seasons.

ODU fans purchased more than 14,000 season tickets for the 2011 season, with 400 of those tickets sold to 140 members of the football waiting list. The waiting list, created in 2009, currently has 1,710 members who are the first group contacted when season tickets become available.

**WELCOME TO THE CAA:**

Entering its inaugural season in the CAA, the ODU Football Monarchs were picked 10th in the conference's Preseason Poll announced at CAA Football Media Day at M&T Bank Stadium in Baltimore, Md.

**2011 CAA FOOTBALL PREDICTED ORDER OF FINISH (first-place votes)**

1. William and Mary (12)
2. James Madison (4)
3. Delaware (2)
4. New Hampshire (2)
5. Massachusetts (1)
6. Richmond
7. Villanova
8. Rhode Island (1)
9. Maine
10. Old Dominion
11. Towson

**JOB WELL DONE:**

Old Dominion football Coach Bobby Wilder has announced four promotions on his coaching staff this preseason. Dealton Cotton has been elevated to Assistant Head Coach, Keita Malloy has added the title Pass Game Coordinator, Ron Whitcomb will serve as the Monarchs' Recruiting Coordinator, and Jarod Dodson will add Assistant Defensive Coordinator to his duties.

**GOOD WORK RONNIE CAMERON:**

Old Dominion defensive tackle Ronnie Cameron was among the record 132 nominees announced for the 2011 Allstate AFCA Good Works Team®. The award recognizes the selfless contributions to volunteerism and community service made by college football student-athletes across the nation.

This year marks the program's 20th year honoring college football players at all levels of competition who stand out for their "good works" in the community. Since 1992, selection to the Allstate AFCA Good Works Team® has become the gold standard for off-the-field character and leadership for college football players. The honor is widely considered the sport's pre-eminent community service award.

Entering last season as a "Transfer to Watch" by the Sports Network after joining the ODU program from Hofstra, Cameron started all 11 games at tackle for the Monarchs and ended the year second on the ODU defense with 72 tackles (28 solo, 44 assisted). The Second Team All-State honoree was tied for eighth among FCS defenders in tackles for loss, averaging 1.73 TFL's a game and was second on the squad with 5.5 sacks. Cameron also led ODU with eight QB hurries, captured forced fumbles against VMI and N.C. Central and had a career-high 14 stops in the season finale at N.C. Central.

Away from the field, Cameron is active in the numerous Monarch Reachout programs including the annual National Marrow Donor Registry and the annual "Little Feet Meet" with ODU Special Olympics and has also participated in activities with the Make-A-Wish Foundation of Greater Virginia and the summer clinic with the Boys & Girls Club of Southeast Virginia. Cameron has also served as a volunteer at the United Methodist Church, homeless shelters and at the Westbury Recreation Center and volunteered at Leesville Middle School and Larchmont Recreation Center.

A Dean's List student, Cameron finished his undergraduate degree in three years and is currently working towards his MBA. In addition to being a captain of the ODU Football Monarchs, he is also a member of the ODU MBA Association and is a recipient of the Luke Hillier Endowment for academic and athletic success. Cameron also helped led, organize, and was a keynote speaker at the third annual Black Male Summit.

**FIRST MONARCH NFL SIGNEE:**

Former Old Dominion defensive end Deron Mayo signed a free agent contract with the National Football League's Denver Broncos becoming the first Monarch to do so.

Mayo's impact at Old Dominion was immediate from the time he set foot on campus. Choosing to play his final season of collegiate football at ODU after Hofstra University disbanded its program, Mayo was named a "Transfer to Watch" by the Sports Network and in a vote by his teammates, was named a Co-Captain, showing their respect for the defensive end with Mayo not even having played a game in the Monarch uniform.

In 2010, Mayo was third on the ODU defense making 70 tackles and made five or more stops in 10 of the Monarchs' 11 games. He led the

Monarchs in sacks, was second on the team in tackles for loss, forced a team-leading three fumbles, recorded a team second-best seven QB hurries, and tied for third among teammates with three pass break-ups. As a member of the special teams unit, Mayo blocked two kicks, including a punt at Hampton resulting in a Monarch score.

Mayo was released by the Broncos on Aug. 29.

**TO THE MAX:**

When the Monarchs reported to preseason camp on Aug. 7th, the roster was at the NCAA maximum for the first time in the ODU program's history as 95 Football Monarchs reported.

**RISE AND SHINE:**

Here's a list to show how early the Monarchs have scored over the last three years.

Time Remaining 1st Quart.	Opponent	Date
13:53	Savannah State	11/6/10
13:40	Cal Poly	10/9/10
13:24	Fordham	10/3/09
13:05	Monmouth	9/26/09
12:47	Richmond	11/5/11
12:42	Chowan	9/5/09
12:15	Georgia State	9/10/11
12:19	Campbell	10/17/09
11:58	Virginia Union	9/12/09
11:20	VMI	11/21/09
11:18	James Madison	10/29/11
11:12	Georgetown	10/31/09

**ADDING FOOTBALL:**

Old Dominion is just one of a handful of programs that have brought football to their campuses the last few years. Here are some recent start-up programs:

School:	FCS/FBS:	Conference:	Year Starting:
Georgia State	FCS	CAA	2010
Lamar	FCS	Southland	2010
South Alabama	FCS	Independent	2010
	FBS	Sun Belt	2014
UT-San Antonio	FCS	Independent	2011
	FBS	Sunbelt	2014
Charlotte	FCS	TBA	2013
Mercer	FCS	Pioneer	2013
Stetson	FCS	Pioneer	2013

**START-UP SUCCESS:**

Here is a look at schools that have started football programs over the last few years:

**YEAR ONE:**

School:	FCS/FBS:	Year Started:	First Season:
South Alabama	FCS	2010	10-0 *
Old Dominion	FCS	2009	9-2
Robert Morris	FCS	1994	7-1-1
Coastal Carolina	FCS	2003	6-5
Georgia State	FCS	2010	6-5
FIU	FBS	2002	5-6
South Florida	FBS	1997	5-6
Lamar	FCS	2010	5-6
Florida Atlantic	FBS	2001	4-6
Jacksonville	FCS	1998	4-5
Bryant	FCS	1999	3-6
Campbell	FCS	2008	1-10

(\* - Six game against non-Division I opponents)

**YEAR TWO:**

School:	FCS/FBS:	Year Started:	Second Season:
Coastal Carolina	FCS	2004	10-1
Old Dominion	FCS	2010	8-3
South Florida	FBS	1998	8-3
Robert Morris	FCS	1995	6-4
Bryant	FCS	2000	5-5
Campbell	FCS	2009	3-8
Jacksonville	FCS	1999	3-6
Florida Atlantic	FBS	2002	2-9
FIU	FBS	2003	2-10

**YEAR THREE:**

School:	FCS/FBS:	Year Started:	Third Season:
Coastal Carolina	FCS	2005	9-2
South Florida	FBS	1999	7-4
Robert Morris	FCS	1996	9-2
Bryant	FCS	2001	7-2
Campbell	FCS	2010	3-8
Jacksonville	FCS	2000	3-8
Florida Atlantic	FBS	2003	11-3
FIU	FBS	2004	3-7

**HISTORY IN THE MAKING:**

The Monarchs made history on September 5th when a three-year dream became a reality. On May 31, 2006, the ODU board of visitors voted to add football and 1,293 days later, the Monarchs kicked off their first season of Division I FCS play. ODU played an 11-game schedule, including seven home dates at the \$24.8 million renovated Foreman Field at S.B. Ballard Stadium. The schedule was a mix of both D-II and D-I FCS opponents to help the Monarchs transition into not only its first year of football, but also to get ready for entering the Colonial Athletic Association (CAA) in 2011, the toughest FCS conference in the nation.

**12th MONARCH MOMENTS:**

There may be 11 Monarchs on the field, but the 12th Monarch is in the stands. Thanks to all the noise of being "Loud and Proud" from the 12th Monarchs at Foreman Field at S.B. Ballard Stadium, the opposition was charged with 51 in 2010 and 41 in 2009.

**2009 12th Monarch Stats:**

Chowan: ..... Seven Penalties  
 Virginia Union: Eight Penalties  
 Monmouth: ..... Three Penalties  
 Presbyterian: ..... Four Penalties  
 Campbell: ..... Eight Penalties  
 Georgetown: ..... Five Penalties  
 N.C. Central: ..... Six Penalties

**2010 12th Monarch Stats:**

Jack Sewell Penalties  
 Gardner Webb Penalties  
 Cal. Poly Seven Penalties  
 George Mason Penalties  
 Savannah State Penalties  
 VMI: ..... Eight Penalties

**2011 12th Monarch Stats:**

Chowan: ..... Six Penalties  
 Hampton: ..... Ten Penalties  
 UMass ..... Eleven Penalties  
 Towson ..... Three Penalties  
 James Madison.... Six Penalties  
 Richmond ..... Four Penalties

**TV MOMENTS:**

Listed below is the Monarchs 2011 schedule, with game times and TV broadcast carriers.

Date:	Opponent:	Kick-Off:	Broadcast Carrier:
9/3	Campbell	6 p.m.	Monarch Media
9/10	at Ga. State	Noon	CSS, TCN, CSN-NE, ..... CSN*
9/17	Hampton	6 p.m.	Monarch Media, Cox 11, CSN**
9/24	at Delaware	Noon	TCN, CSN-NE, Cox 11
10/1	UMass	7 p.m.	Cox 11, Cox NOVAA, Roanoke, TCNMA
10/8	at Rhode Island	Noon	radio only
10/15	Towson	3:30 p.m.	Monarch Media
10/24	at Villanova		3:30 p.m. .... radio only
10/29		James Madison Noon	..... CSN
11/5	Richmond		2 p.m. .... Monarch Media
11/12	at William and Mary	Noon	Cox 11, Cox NOVAA, Roanoke, CSN

\*CSN + seen locally on Cox 11 in Hampton Roads  
 \*\*tape delay to air on 9/17 at approximately 10 p.m., or following the Washington Nationals broadcast on Cox 11. Tape delay on CSN on 9/19 at 7 p.m.  
 TCN - The Comcast Network/ CSN-NE - Comcast Sports Network New England  
 Cox NOVAA - Northern Virginia/TCNMA - The Comcast Network Mid Atlantic/CSN - Comcast Sports Network

## The Polls

### The Sports Network Poll Top 25

1. North Dakota State Bison (143).....	9-0	4,004	1
2. Montana State Bobcats (16).....	9-1	3,847	2
3. Sam Houston State Bearkats (1).....	9-0	3,673	4
4. Georgia Southern Eagles.....	8-1	3,425	5
5. Northern Iowa Panthers.....	7-2	3,309	6
6. Lehigh Mountain Hawks.....	8-1	3,131	8
7. New Hampshire Wildcats (1).....	7-2	2,957	9
8. Montana Grizzlies.....	8-2	2,785	10
9. Wofford Terriers.....	7-2	2,718	11
10. Appalachian State Mountaineers.....	6-3	2,572	3
<b>11. Old Dominion Monarchs.....</b>	<b>8-2</b>	<b>2,401</b>	<b>12</b>
<b>12. Towson Tigers.....</b>	<b>7-2</b>	<b>2,350</b>	<b>14</b>
13. Maine Black Bears.....	7-2	2,070	7
14. Illinois State Redbirds.....	7-3	1,665	17
<b>15. Delaware Blue Hens.....</b>	<b>5-4</b>	<b>1,342</b>	<b>16</b>
16. Liberty Flames.....	7-3	1,258	22
17. Furman Paladins.....	6-3	1,246	NR
18. Harvard Crimson.....	7-1	1,090	23
19. Central Arkansas Bears.....	7-3	1,048	25
<b>20. James Madison Dukes.....</b>	<b>5-4</b>	<b>895</b>	<b>13</b>
21. Jackson State Tigers.....	7-2	525	15
22. Norfolk State Spartans.....	8-2	468	NR
23. Alabama State Hornets.....	7-2	438	NR
24. South Dakota Coyotes.....	5-4	437	24
25. Eastern Kentucky Colonels.....	6-3	427	NR

Others Receiving Votes: Indiana State 360, Brown 270, Jacksonville State 261, Portland State 217, Tennessee Tech 206, Alabama A&M 193, North Dakota 126, Georgetown 124, **William & Mary 91**, Stony Brook 55, San Diego 54, Southern Utah 53, Chattanooga 39, Cal Poly 34, Duquesne 24, Bethune-Cookman 24, Murray State 23, **Massachusetts II**, Drake 11, Albany 9, Lafayette 9, **Richmond 9**, Florida A&M 8, Penn 6, Bryant 5, Samford 5, UT Martin 5, Grambling State 4, Texas State 3, The Citadel 1, Northwestern State 1, South Dakota State 1, Yale 1, Jacksonville 1.

### FCS Coaches Poll Top 25

1. North Dakota State Bison (26).....	9-0	698	1
2. Montana State Bobcats (2).....	9-1	671	2
3. Georgia Southern Eagles.....	8-1	627	4
4. Sam Houston State Bearkats.....	9-0	619	5
5. Northern Iowa Panthers.....	7-2	585	6
6. Lehigh Mountain Hawks.....	8-1	585	7
7. Montana Grizzlies.....	8-2	536	8
8. Appalachian State Mountaineers.....	6-3	525	3
9. Wofford Terriers.....	7-2	489	9
10. New Hampshire Wildcats.....	7-2	464	11
<b>11. Old Dominion Monarchs.....</b>	<b>8-2</b>	<b>420</b>	<b>12</b>
<b>12. Towson Tigers.....</b>	<b>6-1</b>	<b>367</b>	<b>17</b>
13. Maine Black Bears.....	7-3	356	10
14. Harvard Crimson.....	7-3	259	20
15. Liberty Flames.....	7-3	237	22
16. Illinois State Redbirds.....	7-3	203	24
<b>17. Delaware Blue Hens.....</b>	<b>5-4</b>	<b>183</b>	<b>19</b>
18. Jackson State Tigers.....	7-2	168	14
<b>19. James Madison Dukes.....</b>	<b>5-4</b>	<b>157</b>	<b>13</b>
20. Tennessee Tech Golden Eagles.....	5-3	139	15
21. Furman Paladins.....	6-3	123	NR
22. North Dakota Fighting Sioux.....	6-3	119	25
23. Indiana State.....	5-4	102	16
24. South Dakota.....	5-4	97	23
25. Central Arkansas.....	7-3	77	NR

Others Receiving Votes: Jacksonville State (69); Norfolk State (64); Eastern Kentucky (62); Brown (54); Portland State (21); Drake (17); **William & Mary (16)**; San Diego (13); Youngstown State (10); Alabama State (9); Florida A&M (9); Southern Utah (8); Cal Poly (5); Alabama A&M (4); Jacksonville (4); Pennsylvania (4); Massachusetts (3); Chattanooga (1).

## Preseason Honors

#### Walter Payton Watch List:

Thomas DeMarco, QB

#### Lindy's Preseason All-FCS Team:

Jonathan Plisco, P, Second Team

#### Phil Steele Preseason All-Americans:

Jonathan Plisco, P, Second Team

#### Consensus Draft Services Preseason All-Americans:

Jonathan Plisco, P, Second Team  
Thomas DeMarco, QB, Honorable Mention  
Colby Goodwyn, KR, Honorable Mention

#### College Sports Madness Preseason All-Americans:

Jonathan Plisco, P, Second Team  
Colby Goodwyn, KR, Third Team

#### College Football Performance Awards Watch Lists:

Colby Goodwyn, KR  
Thomas DeMarco, QB  
Prentice Gill, WR  
Ronnie Cameron, DT  
Craig Wilkins, LB  
Jarod Brown, K  
Jonathan Plisco, P

#### Phil Steele Preseason All-CAA:

Jonathan Plisco, P, First Team  
Thomas DeMarco, QB, First Team  
Ronnie Cameron, DL, First Team  
Colby Goodwyn, KR, Second Team  
Prentice Gill, WR, Second Team

#### College Sports Madness Preseason All-CAA Team:

Jonathan Plisco, P, First Team  
Colby Goodwyn, KR, First Team  
Thomas DeMarco, QB, First Team

#### Allstate AFCA Good Works Team® Nominee:

Ronnie Cameron

#### Sports Network Top 10 Quarterbacks:

Thomas DeMarco

#### Sports Network Special Teams To Watch:

Jonathan Plisco

## Old Dominion Depth Chart

### OFFENSE

<b>QB</b>	14	Taylor Heinicke	Fr.	6-1	190
	17	Thomas DeMarco	Sr-r.	5-11	200
<b>RB</b>	36	Colby Goodwyn	So.	5-10	200
	32	Angus Harper	Fr-r.	6-0	210
<b>WR</b>	4	Reid Evans	Jr-r.	5-10	175
	9	Larry Pinkard	Fr-r.	6-0	180
<b>WR</b>	7	Nick Mayers	Jr-r.	5-7	170
	85	Chris Lovitt	Jr-r.	5-9	195
<b>WR</b>	1	Prentice Gill	Sr.	5-11	180
	5	Antonio Vaughan	Fr-r.	5-8	170
<b>WR</b>	9	Larry Pinkard	Fr-r.	6-0	180
	3	Marquel Thomas	So.	6-3	180
<b>LT</b>	76	Ryan Jensen	Sr-r.	6-5	300
	57	Robbie Duncan	Jr-r.	6-4	285
<b>LG</b>	77	David Born	So-r.	6-8	340
	70	Brandon Carr	Jr-r.	6-2	295
<b>C</b>	58	Jeremy Hensley	Sr.	6-1	290
	60	Josh Mann	Fr.	6-4	300
<b>RG</b>	57	Robbie Duncan	Jr-r.	6-4	285
	60	Josh Mann	Fr.	6-4	300
<b>RT</b>	73	Jack Lowney	So-r.	6-4	285
	61	Wes Moulton	Fr-r.	6-3	270

### DEFENSE

<b>END</b>	97	Edmon McClam	Sr.	6-6	280
	54	Dominique Guinn-Bailey	Fr-r.	6-4	265
<b>NG</b>	90	Chris Burnette	Jr-r.	6-4	280
	55	Eric Saylor	Jr-r.	6-2	285
<b>TACKLE</b>	96	Ronnie Cameron	Sr-r.	6-2	295
	95	Nate Barnes	So-r.	6-5	275
<b>STUD (DE)</b>	40	B.J. McLaughlin	Jr-r.	5-11	230
	48	Preston Smith	Fr-r.	6-2	250
<b>ROVER (LB)</b>	12	Craig Wilkins	Jr-r.	6-2	225
	56	James Faircloth	Fr.	5-11	200
<b>MIKE (LB)</b>	34	J.J. Williams	Sr-r.	6-2	225
	51	Michael Colbert	Jr-r.	6-1	220
<b>BACKER (LB)</b>	46	John Darr	So-r.	6-0	235
	52	Xavier Duckett	So.	6-0	225
<b>CB</b>	28	Markell Wilkins	So-r.	5-9	165
	15	Aaron Evans	So.	5-9	185
<b>CB</b>	26	Eriq Lewis	Fr-r.	6-0	180
	42	Keenen Terry	So.	6-0	170
<b>SS</b>	10	Devon Simmons	Jr-r.	6-2	205
	20	Paul Morant	So.	6-0	195
<b>FS</b>	27	Carvin Powell	Jr.	6-1	205
	16	Fred Credle	Jr-r.	5-11	175

### Specialists

<b>PK</b>	39	Jarod Brown	So-r.	5-11	205
	67	Dustin Burdick	Fr.	5-9	175
<b>P</b>	31	Jonathan Plisco	Jr-r.	6-0	205
	17	Thomas DeMarco	Sr-r.	5-11	200
<b>H</b>	17	Thomas DeMarco	Sr-r.	5-11	200
	11	Nate Ong	Jr-r.	6-2	200
<b>KR</b>	36	Colby Goodwyn	So.	5-10	200
	24	Lorenzo Smith	Fr.	5-9	175
<b>PR</b>	4	Reid Evans	Jr-r.	5-10	170
	5	Antonio Vaughan	Fr-r.	5-8	170
<b>LS</b>	50	Rick Lovato	Fr.	6-2	225
	63	Kevin Marley	Fr.	5-10	255

## 2011 Recaps - Campbell

### SEASON OPENING VICTORY: Football Monarchs Dominate Campbell, 41-14

**NORFOLK, Va. --** Antonio Vaughan had 191 all-purpose yards and scored two touchdowns as Old Dominion dominated Campbell 41-14 Saturday night at S.B. Ballard Stadium.

Vaughan, in his Monarch debut, ran for 30 yards, picked up 97 yards receiving, and racked up 48 yards on kick returns. He caught a 43-yard pass from Thomas DeMarco on the first play of the game, and only improved from there as he scored on a 34-yard pass reception with four minutes remaining in the second quarter and later scoring on a 30-yard run to increase the Monarchs' lead to 38-7 with 10 minutes left in the third quarter.

Campbell scored first on a 15-yard pass from Braden Smith to Preston Dodson, capping an opening drive that saw the Camels cover nearly 60 yards. However, ODU came right back with a seven yard TD pass from DeMarco to Kai Blanco while defensively, ODU would only allow Campbell to gain three yards on their next drive and be pushed back for negative yardage on the following drive.

Angus Harper gave ODU its first lead with an 11-yard score while Demarco added a seven yard scamper before Vaughan's first score of the night.

Vaughan's first score of the night increased ODU's lead to 28-7 which it would take into halftime.

ODU came out of halftime and tacked onto the lead with a 32-yard field goal by Jarod Brown.

On the kickoff return following Brown's field goal, Keenen Terry forced the Camels' Brandon Chandler to fumble the ball with John Darr on the recovery setting up the Monarchs at the Campbell 30. On the next play DeMarco handed off the ball to Vaughan who tore 30-yards downfield for his second touchdown of the night.

Jordan Cramer caught a three-yard from Smith to get Campbell on the board in the second half, but it would be the only other time the Camels would score.

Brown added his second field goal of the night, with a 45-yarder to complete the scoring late in the third quarter.

DeMarco finished the night 29-of-38, for 310 yards with two touchdowns through the air, and one on the ground.

Lorenzo Smith led ODU with 14 carries for 65 yards on the ground while Harper had seven catches for 58 yards.

Ronnie Cameron led the defense with nine tackles and half a sack, with Devon Simmons making seven stops for the Monarch defense, and Chad King collecting six tackles, including 1.5 tackles for resulting in the Camels losing 11 yards.

Smith completed 20-of-40 passes for the Camels, for 172 yards and two scores.

### OLD DOMINION 41, CAMPBELL 14 Foreman Field at S.B. Ballard Stadium • Norfolk, Va. September 5, 2011 • Attendance. 19,818

#### SCORE BY QUARTERS:

	1st	2nd	3rd	4th	Final
Campbell	7	0	7	0	14
Old Dominion	14	14	13	0	41

#### SCORING SUMMARY:

Q	Time	Play	Score
1st	10:23	C Dodon, Preston 15 yd pass from SMITH, Braden (WILLETS, Adam kick)	7 - 0
		9 plays, 59 yards, TOP 4:37	
	08:25	O Kai Blanco 7 yd pass from Thomas DeMarco (Jarod Brown kick)	7 - 7
		6 plays, 62 yards, TOP 1:50	
	00:37	O Angus Harper 11 yd run (Jarod Brown kick)	7 - 14
		7 plays, 47 yards, TOP 2:54	
2nd	08:49	O Thomas DeMarco 7 yd run (Jarod Brown kick)	7 - 21
		1 play, 12 yards, TOP 0:05	
	04:36	O Antonio Vaughan 34 yd pass from Thomas DeMarco (Jarod Brown kick)	7 - 28
		8 plays, 72 yards, TOP 2:38	
	3rd	11:01	O Jarod Brown 32 yd field goal
		5 plays, 43 yards, TOP 1:29	
	10:38	O Antonio Vaughan 30 yd run (Jarod Brown kick)	7 - 38
		1 play, 30 yards, TOP 0:12	
	06:53	C Cramer, Jordan 3 yd pass from SMITH, Braden (WILLETS, Adam kick)	14 - 38
		7 plays, 46 yards, TOP 2:06	
	03:57	O Jarod Brown 45 yd field goal	14 - 41
		11 plays, 51 yards, TOP 2:49	

#### SCORING SUMMARY:

	CU	ODU
FIRST DOWNS	16	24
NET YARDS RUSHING	50	141
NET YARDS PASSING	181	365
TOTAL OFFENSE YARDS	231	506
PUNTS-YARDS	8-334	4-189
KICKOFFS-YARDS	3-162	8-488
Punt returns: Number-Yards-TD	0-0-0	6-45-0
Kickoff returns: Number-Yds-TD	7-177-0	3-48-0
Interceptions: Number-Yds-TD	2-19-0	1-12-0
Fumble Returns: Number-Yds-TD	0-0-0	0-0-0
Miscellaneous Yards	0	0
Possession Time	32:48	27:12
Third-Down Conversions	6 of 20	5 of 16
Fourth-Down Conversions	2 of 6	2 of 5
Red-Zone Scores-Chances	2-3	4-6
Sacks By: Number-Yards	2-11	5-30
PAT Kicks	2-2	5-5
Field Goals	0-0	2-2

#### INDIVIDUAL STATISTICS:

**RUSHING:** CAMPBELL-Smith, Carl 18-23; Odom, Kurt 3-18; Oates, C.J. 6-15; Dodson, Preston 1-9; TEAM 1-0; Cramer, Jordan 1-0; Wolf, Dakota 2-minus 7; SMITH, Braden 8-minus 8. Old Dominion-Lorenzo Smith 15-74; Antonio Vaughan 1-30; Angus Harper 10-28; Thomas DeMarco 9-13; TEAM 1-minus 4.

**PASSING:** CAMPBELL-Smith, Braden 20-40-1-172; Wolf, Dakota 1-1-0-9. Old Dominion-Thomas DeMarco 29-38-1-310; Nate Ong 3-5-1-55.

**RECEIVING:** CAMPBELL-DODSON, Preston 7-70; Jordan, H. 6-55; Murphy, Kelvin 2-10; Cramer, Jordan 2-8; Constantine, P. 1-15; Rogers, J. 1-12; Oates, C.J. 1-9; Hildreth, J. 1-2. Old Dominion-Angus Harper 7-58; Antonio Vaughan 6-97; Kai Blanco 4-52; Blair Roberts 3-55; Prentice Gill 3-38; Reid Evans 3-27; Larry Pinkard 3-16; Marquel Thomas 1-11; Jakwail Bailey 1-10; Dorian Jackson 1-1.

**TACKLE LEADERS:** CAMPBELL- Robinson, J. 3-8; Swinton, Jeff 6-3; Monroe, Steth 3-5; Price, Chris 1-7; Farris, Matt 3-4; Barnes, Terrell 1-6; Feliciano, Erik 4-2; Chandler, B. 3-3; Burris, Colten 3-2; Herring, Randel 1-4; Scott, Isaac 1-3; Bridges, Greg 2-1; Brown, Milton 2-1; Lynch, Taurean 0-3; Odom, Kurt 0-3; Old Dominion-Ronnie Cameron 3-6; Devon Simmons 2-5; Chad King 3-3; Craig Wilkins 2-4; Paul Morant 4-1; Carvin Powell 3-2; Chris Burnette 2-3; Alex Johnson 0-5; Eriq Lewis 3-1; Alex Arain 2-2; Fred Credle 0-4; J.J. Williams 0-4; D. Guinn-Bailey 2-1; Keenan Terry 2-1; John Darr 2-1; Edmon McClam 0-3; Markell Wilkins 1-1; T.J. Cowart 0-2; Nate Barnes 0-2; B.J. McLaughlin 0-2;

## 2011 Recaps - Georgia State

### Football Monarchs Pounce Panthers, 40-17

**ATLANTA, Ga.** - The Old Dominion Monarchs won their seventh straight game with a 40-17 victory over future Colonial Athletic Association rival Georgia State at the Georgia Dome Saturday.

The win, ODU's seventh straight, improves the squad to 2-0 on the year.

Jarod Brown drilled a pair of field goals in the opening quarter giving Old Dominion a quick 6-0 edge. Brown's first field goal, a 51-yarder on the Monarchs' opening drive, was the longest of his career, surpassing his previous high of 48 in last year's season finale at N.C. Central.

Turnovers would result in Georgia State getting onto the scoreboard.

The Panthers' score came following ODU fumbling after a punt. While Georgia State recovered the ball at the ODU 15, the Monarch defense would not allow the Panthers to go on further than the nine-yard line forcing the Panthers to kick a field goal. Christian Benvenuto's attempt was good from 26-yards cutting the Monarch advantage with 6-3 with 6:07 remaining on the clock in the first quarter.

ODU quickly responded though. In just over two minutes, Colby Goodwyn punctuated a six-play, 32-yard drive to give the Monarchs' a 13-3 advantage heading into quarter number two.

Devon Simmons quickly returned possession back to the Monarchs following Goodwyn's touchdown. Simmons had a 32-yard interception return, but as the Monarchs' worked their way into the red zone, ODU fumbled the ball at their own one-yard line with the fumble return setting up the Panthers up at the Monarchs' own seven-yard line. Donald Russell finished off the drive to give GSU its first touchdown, cutting the ODU lead to 13-10 in the closing moments of the opening quarter.

Old Dominion's "All-Star" team lit up the scoreboard to start the second quarter. Paul Morant blocked the punt and freshman Blair Roberts recovered and ran into the end zone to put ODU ahead 20-10. It was ODU's 13th block in history.

Each team would add another touchdown before concluding the opening half of action. Georgia State cut the deficit to three, 20-17, with six minutes remaining in the second quarter on a run by Travis Evans. Then with just over two minutes, ODU wide receiver Reid Evans lifted ODU to a 27-17 lead heading into the half.

Old Dominion captured the lone points of the third quarter. Quarterback Thomas DeMarco registered the 27th touchdown of his career to cap an 87-yard drive by the Monarchs to give ODU a 33-17 edge with just under five minutes remaining in the quarter.

The Panthers threatened to score in the opening minutes of the fourth quarter. At the ODU 12 on second and nine, the Monarchs' managed to flip the field as Eriq Lewis captured his first career interception.

On the ensuing drive, Colby Goodwyn raced downfield for 50 yards, setting up DeMarco to punch in the ball from two yards out and add to the ODU margin. With just over 10 minutes remaining in the game, ODU led 40-17.

Before the game was over, Carvin Powell would add another interception to keep the Panthers scoreless in the second half.

Defensively, the Monarchs were led by Craig Wilkins with nine tackles (6 solo, 3 assisted) and John Darr with seven tackles (3 solo, 4 assisted). Ronnie Cameron also added a pair of sacks totaling 16 yards lost for the Panthers.

DeMarco finished the game completing 13 of his 21 attempts for 126 yards.

Goodwyn ended the game with 26 carries for 190 yards, the second most rushing yardage by a Monarch in the school's young history.

### OLD DOMINION 40, GEORGIA STATE 17 Georgia Dome • Atlanta, Ga.

September 10, 2011 • Attendance. 11,701

#### SCORE BY QUARTERS:

	1st	2nd	3rd	4th	Final
Old Dominion	13	14	6	7	40
Georgia State	10	7	0	0	17

#### SCORING SUMMARY:

Q	Time	Play	Score
1st	12:15	O Jarod Brown 51 yd field goal	
		9 plays, 33 yards, TOP 2:45	3 - 0
	09:19	O Jarod Brown 45 yd field goal	
		6 plays, 33 yards, TOP 1:57	6 - 0
2nd	06:07	G Benvenuto, C. 26 yd field goal	
		4 plays, 5 yards, TOP 1:33	6 - 3
	03:50	O Colby Goodwyn 4 yd run (Jarod Brown kick)	
		6 plays, 53 yards, TOP 2:08	13 - 3
3rd	00:29	G Russell, Donald 2 yd run (Benvenuto, C. kick)	
		2 plays, 7 yards, TOP 0:18	13 - 10
	12:16	O Blair Roberts 36 yd blocked punt return (Jarod Brown kick)	
			20 - 10
4th	06:00	G Evans, Travis 5 yd run (Benvenuto, C. kick)	
		8 plays, 55 yards, TOP 3:25	20 - 17
	02:09	O Reid Evans 8 yd pass from Thomas DeMarco (Jarod Brown kick)	
		3 plays, 19 yards, TOP 1:36	27 - 17
3rd	04:27	O Thomas DeMarco 4 yd run (Jarod Brown kick failed)	
		8 plays, 86 yards, TOP 2:30	33 - 17
4th	10:35	O Thomas DeMarco 2 yd run (Jarod Brown kick)	
		8 plays, 88 yards, TOP 3:13	40 - 17

#### SCORING SUMMARY:

	ODU	GSU
FIRST DOWNS	16	16
NET YARDS RUSHING	282	85
NET YARDS PASSING	126	206
TOTAL OFFENSE YARDS	408	291
Fumbles: Number-Lost	3-2	1-0
Penalties: Number-Yards	6-52	7-64
PUNTS-YARDS	9-420	10-412
KICKOFFS-YARDS	8-525	4-208
Punt returns: Number-Yards-TD	5-54-1	7-85-0
Kickoff returns: Number-Yds-TD	4-81-0	8-174-0
Interceptions: Number-Yds-TD	3-47-0	0-0-0
Fumble Returns: Number-Yds-TD	0-0-0	1-93-0
Miscellaneous Yards	0	0
Possession Time	31:22	28:38
Third-Down Conversions	5 of 16	5 of 20
Fourth-Down Conversions	0 of 0	1 of 2
Red-Zone Scores-Chances	4-6	3-4
Sacks By: Number-Yards	4-26	1-8
PAT Kicks	4-5	2-2
Field Goals	2-2	1-1

#### INDIVIDUAL STATISTICS:

**RUSHING:** Old Dominion-Colby Goodwyn 24-184; Angus Harper 16-67; Lorenzo Smith 5-20; Thomas DeMarco 9-11. Georgia State-Evans, Travis 15-62; Russell, Donald 5-20; Lee, Parris 1-6; Wilson, Albert 1-1; Schlechter, Bo 13-minus 4.

**PASSING:** Old Dominion-Thomas DeMarco 13-21-0-126. Georgia State-Schlechter, Bo 9-27-1-147; Little, Drew 7-17-2-59.

**RECEIVING:** Old Dominion-Antonio Vaughan 4-27; Larry Pinkard 2-34; Prentice Gill 2-21; Reid Evans 2-13; Nick Mayers 1-20; Kai Blanco 1-6; Angus Harper 1-5. Georgia State-Wilson, Albert 4-53; Giles, Jordan 3-58; Lee, Parris 2-15; Ogbuehi, E. 2-11; Evans,

**TACKLE LEADERS:** Old Dominion-Craig Wilkins 6-3; Ronnie Cameron 5-3; John Darr 3-4; T.J. Cowart 4-2; Chad King 2-4; Paul Morant 3-1; J.J. Williams 2-2; Carvin Powell 3-0; Xavier Duckett 2-1; Aaron Evans 1-2; Eriq Lewis 2-0; Neal Hale 2-0; Markell Wilkins 2-0; Georgia State-Moody, Dexter 10-2; Demazio, S. 5-4; Barnes, Fred 5-2; Hall, Michael 3-3; Portee, A.J. 3-2; Muasau, Jake 3-2; Bilukidi, C. 3-2; Mallory, Q. 4-0; McClendon, Bren 3-0; Ferguson, R. 3-0; McKay, Allen 3-0; Matthews, D. 2-1; Woodard, T. 1-2; Fears, Jocquez 2-0; Hogan, Mark 1-1; Robinson, J. 1-1;



# 2011 Recaps - Hampton

## Football Monarchs Hang On for 45-42 Win Over Hampton

**NORFOLK, Va. --** Larry Pinkard returned a blocked punt five yards and Thomas DeMarco ran for two touchdowns in the last seven minutes as Old Dominion hung on to defeat Hampton 45-42 night in Norfolk.

With Penn falling to Lafayette, 37-12, Old Dominion now brings the nation's longest win streak among FCS schools to its first Colonial Athletic Association contest at Delaware next week. The Monarchs have won eight straight games dating back to its 50-37 set back to nationally ranked Cal Poly back on November 9th of last season. They also improved to 12-4 all-time and 2-0 this season at Foreman Field at S.B. Ballard Stadium and take a 20-5 record into their first conference contest.

The Hampton Pirates meanwhile dropped to 2-1 on the season.

ODU held a 17-14 halftime lead and quickly stretched the lead to 10 on a five-yard Angus Harper touchdown, but Hampton came right back, catapulted by a Justin Blake interception, with 13-straight points, two field goals by Taurean Durham and a 42-yard fumble return by Jeremy Jermin to take a 27-24 lead.

The Monarchs retook the lead as James Faircloth blocked a Jordan Stovall punt and Larry Pinkard returned it five yards for the 31-27 lead. It was the Monarchs' 15th blocked punt and the third time in the two meetings with the Pirates that ODU has blocked a punt.

The Pirates' Jorrian Washington gave Hampton the lead back briefly with a nine yard run, but DeMarco led ODU on two scoring drives, one a 14 play, 67-yard drive and the other a 10-yard drive after Edmon McClam sacked Hampton quarterback David LeGree and forced a fumble.

Hampton scored with just over a minute left, but the ensuing onside kick went out of bounds.

DeMarco finished the night 20-of-29 passing, with 172 yards, while rushing for 29 yards with two scores. Angus Harper and Colby Goodwyn comined to run for 199 yards, with Harper leading the way with 111 and two scores.

LeGree finished 25-of-35 passing for the Pirates for 260 yards with a touchdown. He also rushed for 66 yards and a score.

Defensively, the Monarchs were led by redshirt junior linebacker Craig Wilkins with 17 stops, while Chad King recorded eight tackles, and Eriq Lewis had seven. McClam also finished the night with a pair of sacks.

## OLD DOMINION 45, HAMPTON 42 Foreman Field at S.B. Ballard • Norfolk, Va. September 17, 2011 • Attendance. 19,818

### SCORE BY QUARTERS:

	1st	2nd	3rd	4th	Final
Hampton	0	14	13	15	42
Old Dominion	0	17	7	21	45

### SCORING SUMMARY:

Q	Time	Play	Score
2nd	11:34	H CHISHOLM,Antwon 3 yd run (DURHAM,Taurean kick) 12 plays, 92 yards, TOP 4:05	7 - 0
	08:55	O Jarod Brown 42 yd field goal 8 plays, 55 yards, TOP 2:39	7 - 3
	06:48	H LEGREE,David 15 yd run (DURHAM,Taurean kick) 6 plays, 48 yards, TOP 1:58	14 - 3
	06:12	O Angus Harper 39 yd run (Jarod Brown kick) 2 plays, 51 yards, TOP 0:28	14 - 10
	00:20	O Colby Goodwyn 7 yd run (Jarod Brown kick) 13 plays, 80 yards, TOP 4:30	14 - 17
3rd	14:10	O Angus Harper 5 yd run (Jarod Brown kick) 3 plays, 50 yards, TOP 0:50	14 - 24
	07:46	H DURHAM,Taurean 32 yd field goal 8 plays, 32 yards, TOP 2:54	17 - 24
	03:01	H DURHAM,Taurean 37 yd field goal 8 plays, 33 yards, TOP 2:45	20 - 24
	01:53	H JERMIN,Jeremy 42 yd fumble recovery (DURHAM,Taurean kick)	27 - 24
4th	13:29	O Larry Pinkard 5 yd blocked punt return (Jarod Brown kick)	27 - 31
	10:44	H WASHINGTON,Jorr 9 yd run (DURHAM,Taurean kick) 8 plays, 73 yards, TOP 2:38	34 - 31
	06:50	O Thomas DeMarco 16 yd run (Jarod Brown kick) 14 plays, 67 yards, TOP 3:48	34 - 38
	03:41	O Thomas DeMarco 7 yd run (Jarod Brown kick) 2 plays, 10 yards, TOP 0:15	34 - 45
	01:36	H HICKS,Reginald 11 yd pass from LEGREE,David (HICKS,Reginald pass from LEGREE,David) 5 plays, 41 yards, TOP 1:56	42 - 45

### SCORING SUMMARY:

	HAM	ODU
FIRST DOWNS	24	26
NET YARDS RUSHING	137	219
NET YARDS PASSING	260	172
TOTAL OFFENSE YARDS	397	391
Fumbles: Number-Lost	4-2	1-1
Penalties: Number-Yards	10-85	7-93
PUNTS-YARDS	4-152	5-208
KICKOFFS-YARDS	8-407	8-477
Punt returns: Number-Yards-TD	2-11-0	2-39-1
Kickoff returns: Number-Yds-TD	8-185-0	6-111-0
Interceptions: Number-Yds-TD	1-0-0	0-0-0
Fumble Returns: Number-Yds-TD	1-42-1	0-0-0
Miscellaneous Yards	0	0
Possession Time	31:12	28:48
Third-Down Conversions	7 of 15	7 of 16
Fourth-Down Conversions	0 of 1	1 of 2
Red-Zone Scores-Chances	6-6	4-4
Sacks By: Number-Yards	2-12	3-15
PAT Kicks	4-4	6-6
Field Goals	2-2	1-1

### INDIVIDUAL STATISTICS:

**RUSHING:** Hampton-LEGREE,David 17-66; SCHWARTZ,Jeremi 6-23; McCLOUDE,Antoni 7-21; DIXON,Reginald 2-10; CHISHOLM,Antwon 8-9; WASHINGTON,Jorr 1-9; TEAM 1-minus 1. Old Dominion-Angus Harper 15-111; Colby Goodwyn 23-79; Thomas DeMarco 11-29.

**PASSING:** Hampton-LEGREE,David 25-35-0-260. Old Dominion-Thomas DeMarco 20-29-1-172.

**RECEIVING:** Hampton-BROWN,Javris 8-97; McCAIN,Dyrri 6-87; THOMAS,Isiah 4-45; CHISHOLM,Antwon 3-11; HICKS,Reginald 2-18; SCHWARTZ,Jeremi 2-2. Old Dominion-Reid Evans 6-57; Antonio Vaughan 5-49; Angus Harper 3-22; Larry Pinkard 2-27; Colby Goodwyn 2-6; Prentice Gill 1-7; Kai Blanco 1-4.

**TACKLE LEADERS:** Hampton-TYLER,Delbert 8-9; GIBSON,Lyndell 4-9; BLAKE,Justin 6-6; BUTTS,James 3-5; ROUTE,Destin 3-4; DAVIDSON,Ian 0-7; POOLE,Jawan 2-4; JERMIN,Jeremy 0-4; Old Dominion-Craig Wilkins 12-5; Chad King 4-4; Eriq Lewis 6-1; Edmon McClam 4-2; Keenan Terry 5-0; Ronnie Cameron 2-3; Alex Arain 2-2; Aaron Evans 2-1; J.J. Williams 1-2; Carvin Powell 1-2;

## 2011 Recaps - #7/6 Delaware

### Football Fall To #7/6 Delaware In CAA Debut

**NEWARK, Del. --** The Old Dominion Football Monarchs had their eight-game win streak snapped with a 27-17 loss at Delaware in their Colonial Athletic Association debut on Saturday at Tubby Raymond Field at Delaware Stadium.

The first quarter of CAA Football for the Monarchs was nothing short of exciting.

On Delaware's opening drive and the Blue Hens in Monarch territory at the ODU27, Eriq Lewis forced David Hayes to fumble and return possession back to the Monarchs with Carvin Powell coming up with the ball.

While Old Dominion did not score on its possession, the Monarchs' "All-Star Team", special teams, would end up putting the Monarchs on the board first.

The Blue Hens, who had outscored its opponents at home 35-0 in the first quarter, saw the Monarchs jump out to a 7-0 lead as Chris Lovitt returned a fumble made by the Blue Hen's punt team 18 -yards for a touchdown with 6:39 remaining in the first quarter.

As Delaware made its way downfield on their next drive, the Blue Hens attempted a 48-yard field goal, but the Monarchs' "All-Star Team" added another notch to its blocked kicks tally stopping Sean Baner's kick from going through the uprights and persevering ODU's 7-0 lead.

The momentum was shorted lived however as on the first play of ODU's ensuing drive, Thomas DeMarco's pass was intercepted. Delaware would find the uprights this time and score on a 40-yard field goal as Old Dominion led 7-3 at the end of the first quarter.

Delaware closed their deficit to one with Baner's second field goal of the afternoon, a 39-yard attempt with 9:13 left in the second quarter. Then as the second quarter was coming to close Nihja White capped of a 11-play, 64-yard-drive to put Delaware ahead 13-7 into the half.

The Blue Hens had a chance to add to the lead in the early minutes of the third quarter, however Baner's 25-yard attempt went wide right.

The Monarchs' followed by connecting on a field goal as Jarod Brown's attempt from 20-yards out was good and improved his mark to 6-of-6 for the year in field goals.

Baner had another crack at the uprights, as Delaware capitalizing a an ODU fumble at their own 20 in the closing seconds of the third quarter. With the drive continuing into the fourth quarter, Baner this time connected on a 20-yard attempt extending Delaware's lead to 16-10 entering the final quarter of play.

On the next drive, Old Dominion wasn't able to find its way past its own 23 and brought the punt team to the field. Plisco, who averaged 48.6 yards per punt in the game, ran the ball instead and continued the ODU drive. Back-to-back passes to Reid Evans , one 12-yards and another 28-yards, helped flip the field setting up freshman Antonio Vaughan for nine-yard reception, his second of the season.

Delaware punched right back though with a 60-kickoff return and followed with a Rob Jones 32-yard reception in the end zone. The Blue Hens made the two-point conversion and went ahead 24-17 with less than 10 minutes left in the game.

Old Dominion was four and out on its next drive and despite being able to move the chains twice on their next drive, the Monarchs were unable to get into Blue Hen territory.

Baner added a 43-yard field goal for Delaware in the closing minute for the final 27-17 margin.

### DELAWARE 27, OLD DOMINION 17

**Tubby Raymond Field at Delaware Stadium • Newark, Del.**

**September 24, 2011 • Attendance. 16,789**

#### SCORE BY QUARTERS:

	1st	2nd	3rd	4th	Final
Old Dominion	7	0	3	7	17
Delaware	3	10	0	14	27

#### SCORING SUMMARY:

Q	Time	Play	Score
1st	06:39	O Chris Lovitt 18 yd fumble recovery (Jarod Brown kick)	7 - 0
	02:15	D Baner 40 yd field goal 8 plays, 26 yards, TOP 2:29	7 - 3
2nd	09:13	D Baner 39 yd field goal 9 plays, 41 yards, TOP 4:35	7 - 6
	00:42	D White 7 yd pass from Donnelly (Baner kick) 11 plays, 64 yards, TOP 1:43	7 - 13
3rd	04:09	O Jarod Brown 20 yd field goal 14 plays, 76 yards, TOP 5:01	10 - 13
4th	12:12	D Baner 20 yd field goal 7 plays, 18 yards, TOP 2:53	10 - 16
	09:50	O Antonio Vaughan 9 yd pass from Thomas DeMarco (Jarod Brown kick) 9 plays, 81 yards, TOP 2:14	17 - 16
	09:29	D Jones 32 yd pass from Donnelly (White pass from Donnelly) 1 play, 32 yards, TOP 0:08	17 - 24
	00:42	D Baner 43 yd field goal 6 plays, 16 yards, TOP 1:43	17 - 27

#### SCORING SUMMARY:

	ODU	UD
FIRST DOWNS	17	19
NET YARDS RUSHING	126	80
NET YARDS PASSING	207	304
TOTAL OFFENSE YARDS	333	384
Fumbles: Number-Lost	3-1	3-2
Penalties: Number-Yards	8-66	3-25
PUNTS-YARDS	7-340	5-218
KICKOFFS-YARDS	4-268	7-448
Punt returns: Number-Yards-TD	1-5-0	4-69-0
Kickoff returns: Number-Yds-TD	7-123-0	4-117-0
Interceptions: Number-Yds-TD	0-0-0	1-18-0
Fumble Returns: Number-Yds-TD	1-18-1	0-0-0
Miscellaneous Yards	30	0
Possession Time	27:05	32:55
Third-Down Conversions	4 of 17	5 of 17
Fourth-Down Conversions	2 of 4	0 of 1
Red-Zone Scores-Chances	2-2	2-3
Sacks By: Number-Yards	0-0	1-3
PAT Kicks	2-2	1-1
Field Goals	1-1	4-6

#### INDIVIDUAL STATISTICS:

**RUSHING:** Old Dominion-Colby Goodwyn 13-48; Thomas DeMarco 13-43; Jonathan Plisco 1-15; Angus Harper 3-11; Antonio Vaughan 1-9. Delaware-Hayes 20-66; Pierce 14-21; Donnelly 1-9; White 1-9; W. Davis 1-1; TEAM 1-minus 26.

**PASSING:** Old Dominion-Thomas DeMarco 23-46-1-207. Delaware-Donnelly 26-39-0-304.

**RECEIVING:** Old Dominion-Reid Evans 8-80; Nick Mayers 6-65; Prentice Gill 3-19; Colby Goodwyn 2-16; Antonio Vaughan 2-9; Larry Pinkard 1-9; Angus Harper 1-9. Delaware-White 7-117; Russo 5-38; Jones 3-60; Naugle 3-28; Hayes 3-19; Pierce 3-19; Schenauer 2-23.

**TACKLE LEADERS:** Old Dominion-J.J. Williams 5-5; Craig Wilkins 7-2; Carvin Powell 7-1; Eriq Lewis 6-1; Michael Colbert 4-3; Alex Arain 4-2; Chris Burnette 3-3; Devon Simmons 2-3; Markell Wilkins 2-2; Nick Mayers 1-2; Erik Saylor 1-2; Edmon McClam 0-3; Ronnie Cameron 0-3; Patrick Young 0-3; Aaron Evans 2-0; Chad King 1-1; Paul Morant 0-2; Jack Lowney 1-0; Neal Hale 0-1; D. Guinn-Bailey 0-1; Robbie Duncan 0-1; Nate Barnes 0-1. Delaware-Worrilow 7-6; Callaway 4-6; Burley 4-4; Hawkins 4-2; A. Harrison 3-3; Atunrase 3-2; Jackson 3-1; Tunstall 2-2; Barr 2-2; Breaker 2-1; Hester 0-3; E. Clark 0-3; Olsen 2-0; C. Campbell 1-0; W. Davis 1-0; Lugo 1-0; James 1-0; Wallschleger 0-1.

## 2011 Recaps - #20 Massachusetts

### WILD RIDE: ODU Scores 23-Straight to Pull Away, Tops No. 20 UMass 48-33

**NORFOLK, Va. --** Old Dominion University football scored the first 25 points and after UMass took a 26-25 lead, scored 23-straight to take command and beat No. 20 UMass 48-33 Saturday night at S.B. Ballard Stadium.

Old Dominion established a quick 3-0 lead off a 43-yard field goal by Jarod Brown on its first drive of the night and would go on to rattle off 25 unanswered points and keep the Minutemen scoreless until the final two minutes of the second quarter.

Nick Mayers, who did not have a touchdown last season for the Monarchs, captured two during the Monarchs' 25-0 run, which included a 17-yard and 35-yard pass from Thomas DeMarco. Also getting into the scoring was Larry Pinkard posting his first career touchdown.

Massachusetts scored late in the second quarter for the 25-12 halftime margin.

Kellen Page connected with tight end Emil Igwegau to cap a 14-play, 80-yard drive for the Minutemen. Although UMass missed the extra point, on ODU's next drive, Demarco threw an interception to return possession to the Minutemen. Five plays later, UMass's Julian Talley was in the end-zone.

The Monarchs would have to look to a new signal caller in the second half when DeMarco was sidelined with a leg injury. True freshman Taylor Heinicke was inserted into the offense and the Georgia Old Spice Player of the Year would shine in his debut. Heinicke would finish the game connecting on eight of his 11 attempts for 119 yards and a pair of touchdowns.

The second half of action between the Monarchs and Minutemen proved to be a battle. The Minutemen racked up 149 yards of total offense in the third quarter alone including a pair of touchdowns to take the lead. Julien Julmiste had a 20-yard touchdown reception and Jonathan Hernandez added an eight-yard carry over the endline to give UMass a 26-25 edge with 5:30 in the third quarter.

However after UMass's 26 unanswered points, the Monarchs punched back with by blocking a punt and registering a safety and three touchdowns to regain the lead and the victory.

The Monarchs finally stopped the Minutemen scoring barrage blocking their fourth punt of the season. Jakwail Bailey was the member of the "All-Star Team" making the block in the endzone and capturing the safety to return the lead to Old Dominion, 27-26, and return momentum back to the Monarchs' side.

The fourth quarter then started with Heinicke connecting with Pinkard for an 38-yard touchdown reception. It was Pinkard's second touchdown of the night.

Then at the midway point, Reid Evans posted a 56-yard touchdown catch, the longest in school history to put ODU up 41-26. True freshman Tyree Lee also got into the mix with his first career touchdown with three minutes remaining in the game on a 13-yard run.

The Minutemen scored in the game's final minute, but the contest was already out of reach.

### OLD DOMINION 48, #20 UMASS 33 Foreman Field at S.B. Ballard Stadium • Norfolk, Va. October 1, 2011 • Attendance. 19,818

#### SCORE BY QUARTERS:

	1st	2nd	3rd	4th	Final
UMass	0	12	14	7	33
Old Dominion	11	14	2	21	48

#### SCORING SUMMARY:

Q	Time	Play	Score
1st	11:22	O Jarod Brown 43 yd field goal 12 plays, 56 yards, TOP 3:38	0 - 3
	05:52	O Nick Mayers 17 yd pass from Thomas DeMarco (Jarod Brown rush) 7 plays, 56 yards, TOP 1:34	0 - 11
2nd	11:04	O Larry Pinkard 19 yd pass from Thomas DeMarco (Jarod Brown kick) 8 plays, 91 yards, TOP 2:25	0 - 18
	09:24	O Nick Mayers 35 yd pass from Thomas DeMarco (Jarod Brown kick) 4 plays, 42 yards, TOP 1:24	0 - 25
3rd	02:30	M E. Igwenagu 10 yd pass from K. Pagel (B. Levensgood kick failed) 14 plays, 80 yards, TOP 3:45	6 - 25
	00:38	M J. Talley 6 yd pass from K. Pagel (K. Pagel pass failed) 5 plays, 59 yards, TOP 1:07	12 - 25
	12:49	M J. Julmiste 20 yd pass from K. Pagel (B. Levensgood kick) 7 plays, 74 yards, TOP 2:11	19 - 25
	05:30	M J. Hernandez 8 yd run (B. Levensgood kick) 13 plays, 66 yards, TOP 5:02	26 - 25
4th	02:39	O Jakwail Bailey safety	26 - 27
	14:52	O Larry Pinkard 38 yd pass from Taylor Heinicke (Jarod Brown kick) 7 plays, 65 yards, TOP 2:40	26 - 34
	06:33	O Reid Evans 56 yd pass from Taylor Heinicke (Jarod Brown kick) 4 plays, 81 yards, TOP 1:40	26 - 41
	03:08	O Tyree Lee 13 yd run (Jarod Brown kick) 4 plays, 27 yards, TOP 2:05	26 - 48
	01:23	M M. Michel 11 yd pass from B. Hill (B. Levensgood kick) 6 plays, 61 yards, TOP 1:38	33 - 48

#### SCORING SUMMARY:

	UMASS	ODU
FIRST DOWNS	26	25
NET YARDS RUSHING	79	180
NET YARDS PASSING	344	338
TOTAL OFFENSE YARDS	423	518
Fumbles: Number-Lost	7-2	0-0
Penalties: Number-Yards	11-110	7-74
PUNTS-YARDS	4-145	5-215
KICKOFFS-YARDS	7-406	7-365
Punt returns: Number-Yards-TD	2-48-0	2-31-0
Kickoff returns: Number-Yds-TD	8-97-0	6-134-0
Interceptions: Number-Yds-TD	2-8-0	2-0-0
Fumble Returns: Number-Yds-TD	0-0-0	0-0-0
Miscellaneous Yards	0	0
Possession Time	31:18	27:56
Third-Down Conversions	6 of 16	6 of 14
Fourth-Down Conversions	3 of 5	1 of 1
Red-Zone Scores-Chances	5-6	3-3
Sacks By: Number-Yards	2-9	5-39
PAT Kicks	3-4	5-5
Field Goals	0-0	1-2

#### INDIVIDUAL STATISTICS:

**RUSHING:** UMASS-J. Hernandez 25-121; K. Pagel 2-8; J. Broadnax 3-3; E. Igwenagu 1-1; TEAM 1-minus 18; B. Hill 6-minus 36. Old Dominion-Colby Goodwyn 11-45; Antonio Vaughan 1-38; Tyree Lee 11-38; Thomas DeMarco 8-33; Taylor Heinicke 5-24; Angus Harper 1-3; Nick Mayers 3-1; TEAM 1-minus 2.

**PASSING:** UMASS-K. Pagel 25-40-2-245; B. Hill 7-10-0-99. Old Dominion-Thomas DeMarco 14-24-2-219; Taylor Heinicke 8-11-0-119.

**RECEIVING:** UMASS-E. Igwenagu 10-85; J. Talley 7-82; T. Gilson 6-72; J. Julmiste 4-51; J. Hernandez 2-31; R. Blanchflower 2-12; M. Michel 1-11. Old Dominion-Nick Mayers 6-78; Prentice Gill 4-88; Larry Pinkard 3-64; Colby Goodwyn 3-33; Reid Evans 2-60; Antonio Vaughan 2-18; Dorian Jackson 1-0; Tyree Lee 1-minus 3.

**TACKLE LEADERS:** UMASS-T. Holmes 6-6; P. McIntyre 0-11; K. Byrne 2-6; C. Hunte 1-7; C. Birt 3-4; T. Agnew 1-6; K. Nelms 2-4; A. Tharpe 3-2; Q. Smith 2-3; D. Thellen 2-2; C. Thompson 1-3; G. Clemons 1-3; B. Potvin 0-4; Old Dominion-Alex Arain 8-4; Devon Simmons 5-4; Craig Wilkins 2-7; J.J. Williams 2-6; Carvin Powell 5-1; Markell Wilkins 3-2; Eriq Lewis 2-3; Ronnie Cameron 2-3;

# 2011 Recaps - Rhode Island

## FIRST CAA ROAD WIN: No. 21 ODU Defeats Rhode Island, 31-23

**KINGSTON, R.I. --** The No. 21 Old Dominion Football Monarchs picked up their first win as a ranked squad and their first Colonial Athletic Association (CAA) road win in a 31-23 win over Rhode Island on Saturday at Meade Stadium.

Monarchs wasted no time in establishing a lead. After four and out on their opening drive, it was only four plays before the Monarchs regained possession. Craig Wilkins' first interception of the year put the Monarchs in Ram territory and six plays later true freshman quarterback Taylor Heinicke scored his first career touchdown run to put ODU up 7-0 at the 10 minute mark of the opening quarter.

However, Rhode Island tied the game up a little under seven minutes later using a 15-play, 76-yard drive with Ram quarterback Steve Probst connecting with wide receiver Trevor Turner in the end zone to tie the game at 7-7.

Scoring continued for the Rams early in the second half with Probst finding Frazier for an 11-yard touchdown reception and Rhode Island taking a 14-7 lead within the second quarter's first two minutes.

Before the half, the Monarchs were able to tie the game at 14-14. After possession was traded seven times, it became the two-minute drill for the Monarchs. ODU made its way down field 68-yards capped by a seven-yard Larry Pinkard touchdown catch to tie the score heading into the locker room.

The Rams took the lead over to start off the third quarter. After a failed on-sides kick attempt by the Monarchs, the Rams started their first drive after the half at the ODU 38. Moments later, Anthony Baskerville ran the ball four yards over the end line. The Rams' PAT attempt was no good and ODU trailed 20-14.

On ODU's next possession, the Monarchs took back the lead. Pinkard made his second touchdown reception of the game giving the Monarchs a 21-20 edge with 9:57 left in the third quarter.

But just like that, a 38-yard field goal gave the Rams a 23-21 advantage with 6:46 left in the third quarter.

The Monarchs punched back though on their next possession. Nick Mayers, on a nine-yard pass from Heinicke, capped the 11-play, 62-yard drive to give ODU a 28-23 lead.

In the only scoring in the fourth quarter, Jarod Brown sailed a 22-yard field goal through the uprights for the final 31-23 margin.

Heinicke, making his first career start, passed for 205 yards and three touchdowns along with running the ball eight times, including a score. Angus Harper led the ground attack with 45 yards on 15 carries, while Mayers had eight catches for 66 yards and Reid Evans finished the afternoon with 60 yards on six receptions.

The Rams' Steve Probst passed for 143 yards and two touchdowns.

Defensively, the Monarchs were led by safety Carvin Powell and line-backer J.J. Williams, each with eight stops. All eight of Powell's tackles were solo stops. Linebacker Craig Wilkins added seven tackles, including 3.5 for loss as well as his interception.

## #21 OLD DOMINION 31, RHODE ISLAND 23

Meade Stadium • Kingston, R.I.

October 8, 2011 • Attendance. 4,086

### SCORE BY QUARTERS:

	1st	2nd	3rd	4th	Final
Old Dominion	7	7	14	3	31
Rhode Island	7	7	0	9	23

### SCORING SUMMARY:

Q	Time	Play	Score
1st	10:10	O Taylor Heinicke 7 yd run (Jarod Brown kick)	7 - 0
		6 plays, 28 yards, TOP 1:55	
	03:25	R Migliarese 5 yd pass from Probst (Feinstein kick)	7 - 7
		15 plays, 76 yards, TOP 6:38	
2nd	13:11	R Frazier 11 yd pass from Probst (Feinstein kick)	7 - 14
		8 plays, 59 yards, TOP 3:26	
	00:22	O Larry Pinkard 7 yd pass from Taylor Heinicke (Jarod Brown kick)	14 - 14
		10 plays, 68 yards, TOP 1:43	
3rd	12:59	R Baskerville 4 yd run (Feinstein kick failed)	14 - 20
		6 plays, 38 yards, TOP 2:01	
	09:57	O Larry Pinkard 4 yd pass from Taylor Heinicke (Jarod Brown kick)	21 - 20
		8 plays, 50 yards, TOP 2:54	
	06:46	R Feinstein 38 yd field goal	21 - 23
		8 plays, 57 yards, TOP 3:03	
	01:56	O Nick Mayers 9 yd pass from Taylor Heinicke (Jarod Brown kick)	28 - 23
		11 plays, 62 yards, TOP 4:30	
4th	02:13	O Jarod Brown 22 yd field goal	31 - 23
		11 plays, 33 yards, TOP 5:26	

### SCORING SUMMARY:

	TOW	ODU
FIRST DOWNS	16	18
NET YARDS RUSHING	92	147
NET YARDS PASSING	205	166
TOTAL OFFENSE YARDS	297	313
Fumbles: Number-Lost	0-0	0-0
Penalties: Number-Yards	7-40	2-22
PUNTS-YARDS	6-292	6-231
KICKOFFS-YARDS	6-323	5-306
Punt returns: Number-Yards-TD	1-11-0	3-17-0
Kickoff returns: Number-Yds-TD	5-132-0	5-102-0
Interceptions: Number-Yds-TD	2-32-0	0-0-0
Fumble Returns: Number-Yds-TD	0-0-0	0-0-0
Miscellaneous Yards	0	0
Possession Time	31:13	28:47
Third-Down Conversions	8 of 18	7 of 15
Fourth-Down Conversions	2 of 2	0 of 0
Red-Zone Scores-Chances	5-5	4-4
Sacks By: Number-Yards	2-13	2-17
PAT Kicks	4-4	2-3
Field Goals	1-2	1-1

### INDIVIDUAL STATISTICS:

**RUSHING:** Old Dominion-Angus Harper 15-45; Tyree Lee 14-36; Taylor Heinicke 8-13; Nick Mayers 1-2; Antonio Vaughan 1-0; TEAM 2-minus 4. Rhode Island-Probst 12-65; De. Johnson 12-38; Hurd 12-33; Baskerville 3-6; Bynum 1-5.

**PASSING:** Old Dominion-Taylor Heinicke 26-32-0-205. Rhode Island-Probst 18-24-2-143; Baskerville 1-2-0-23.

**RECEIVING:** Old Dominion-Nick Mayers 8-66; Reid Evans 6-60; Antonio Vaughan 5-46; Larry Pinkard 2-11; Prentice Gill 2-11; Angus Harper 1-6; Tyree Lee 1-5; Jakwail Bailey 1-0. Rhode Island-Abdullah 4-60; Johnson-Farrell 3-39; Morgan 3-36; Frazier 3-26; Migliarese 3-10; Baskerville 1-3; De. Johnson 1-minus 1; Hurd 1-minus 7.

**TACKLE LEADERS:** Old Dominion-Carvin Powell 8-0; J.J. Williams 3-5; Craig Wilkins 4-3; Chad King 5-0; Paul Morant 3-2; Chris Burnette 3-1; Devon Simmons 3-1; Keenan Terry 3-1; Alex Arain 2-2; John Darr 3-0; Ronnie Cameron 3-0; Eriq Lewis 3-0; Fred Credle 1-2; Michael Colbert 2-0; Edmon McClam 2-0; Aaron Evans 1-1; Nick Mayers 1-1; Markell Wilkins 1-0. Rhode Island-Zocco 7-5; Do. Johnson 8-1; McGinnis 6-3; White 6-2; Sheard 2-4; Shields 4-1; Rae 2-3; Dunbar 4-0; Dulany 1-3; Bogumil 2-0; Williams 2-0; Vargas 2-0; Watts 1-1; Sowah 1-0; Mancuso 1-0; Bose 1-0; Moody 0-1.

## 2011 Recaps - #17/23 Towson

### No. 18/22 Football Drops Heartbreaker to No. 17/23 Towson, 39-35

**NORFOLK, Va. --** Grant Enders hit Tom Ryan on fourth and 29 for a 63-yard touchdown pass to lift Towson over Old Dominion 39-35 in CAA action Saturday evening in Norfolk.

ODU sacked Enders and backup quarterback Peter Athens on consecutive plays to push the Tigers into third and long, but Enders came back in for fourth down and hit Ryan over the middle, who broke a tackle and just broke the goalline for the touchdown.

The Monarchs hoping to make last second comeback saw Taylor Heinicke's pass intercepted by Frank Beltre to clinch the game for the Tigers.

ODU took a 35-24 lead at the end of the third quarter. Starting first and 10 at their own four, Heinicke hit Nick Mayers down the left sideline, Mayers ran all the way to the Towson three, where he fumbled and Prentice Gill recovered in the end zone. The 93-yard play is the longest play in school history.

With time running down in the fourth quarter, the Tigers closed the gap when Enders capped a nine play, 75-yard drive with an eight yard run. Leon Kinnard converted a halfback option pass to Mike Evans for the two-point conversion to make the score 35-32 setting up the winning score for Towson.

Terrance West started the scoring in the first quarter for Towson with a 47-yard run.

ODU came right back as Tyree Lee capped a 10-play, 60-yard drive with a three-yard run to knot the score.

West came right back for Towson with a 54-yard score but ODU fought back again with a 64-yarder from Angus Harper to open the second quarter.

ODU gained its first lead of the night when Mayers hauled in a 36-yard TD pass from Heinicke.

D.J. Soven kicked a career-best 47-yard field goal with less than two minutes remaining in the first half to make the halftime score 21-17 in favor of the Monarchs.

In a game of back and forth, Towson got the opening kickoff of the second half and marched 64 yards in eight plays as Enders hit Tyler Wharton for a 26-yard score to regain the lead for the Tigers, but ODU punched right back as the Monarchs drove down the field and a 75-yard scoring drive was finished with a 14-yard pass from Heinicke to Gill for a 28-24 Monarch lead.

With Towson driving near the end of the third quarter, Carvin Powell intercepted Enders at the goalline and advanced the ball to the four to set up Gill's fumble recovery touchdown.

Heinicke finished the day with 360-yards passing on 22-of-37 with three scores and an interception, while Enders was 24-of-37 for 314 yards, throwing two TD's and a pick.

Harper rushed for 68 yards on just six carries for ODU and a touchdown while Terrance West carried 16 times for 151 and two touchdowns for Towson. Mayers finished the day with seven catches for a career-high 166 yards and a touchdown.

Kenton Powell had a team best eight tackles for Towson while Craig Wilkins had a game-high 13 tackles and a sack and Ronnie Cameron had 11 tackles and 2.5 sacks for ODU.

### #17/23 TOWSON 39, #18/22 OLD DOMINION 35 Foreman Field at S.B. Ballard Stadium • Norfolk, Va. October 15, 2011 • Attendance. 19,818

#### SCORE BY QUARTERS:

	1st	2nd	3rd	4th	Final
Towson	14	3	7	15	39
Old Dominion	7	14	14	0	35

#### SCORING SUMMARY:

Q	Time	Play	Score
1st	11:23	T Terrance West 47 yd run (D.J. Soven kick)	7 - 0
	08:13	O Tyree Lee 3 yd run (Jarod Brown kick)	7 - 7
	04:14	T Terrance West 54 yd run (D.J. Soven kick)	14 - 7
2nd	13:09	O Angus Harper 64 yd run (Jarod Brown kick)	14 - 14
	06:30	O Nick Mayers 36 yd pass from Taylor Heinicke (Jarod Brown kick)	14 - 21
	01:47	T D.J. Soven 47 yd field goal	17 - 21
3rd	10:59	T Tyler Wharton 26 yd pass from Grant Enders (D.J. Soven kick)	24 - 21
	07:10	O Prentice Gill 14 yd pass from Taylor Heinicke (Jarod Brown kick)	24 - 28
	01:32	O Prentice Gill 0 yd fumble recovery (Jarod Brown kick)	24 - 35
4th	03:13	T Grant Enders 8 yd run (Mike Evans pass from Leon Kinnard)	32 - 35
	01:07	T Tom Ryan 63 yd pass from Grant Enders (D.J. Soven kick)	39 - 35

#### SCORING SUMMARY:

	TOW	ODU
FIRST DOWNS	26	19
NET YARDS RUSHING	221	122
NET YARDS PASSING	314	360
TOTAL OFFENSE YARDS	535	482
Fumbles: Number-Lost	1-0	2-1
Penalties: Number-Yards	3-24	5-50
PUNTS-YARDS	4-141	6-263
KICKOFFS-YARDS	6-337	5-304
Punt returns: Number-Yards-TD	0-0-0	0-0-0
Kickoff returns: Number-Yds-TD	5-139-0	6-87-0
Interceptions: Number-Yds-TD	1-0-0	1-4-0
Fumble Returns: Number-Yds-TD	0-0-0	0-0-0
Miscellaneous Yards	0	0
Possession Time	38:00	22:00
Third-Down Conversions	8 of 18	5 of 13
Fourth-Down Conversions	4 of 5	1 of 2
Red-Zone Scores-Chances	1-3	2-2
Sacks By: Number-Yards	2-10	6-41
PAT Kicks	4-4	5-5
Field Goals	1-1	0-0

#### INDIVIDUAL STATISTICS:

**RUSHING:** TOWSON-Terrance West 16-148; Domin. Booker 8-64; Sterlin Phifer 7-22; TEAM 1-0; Grant Enders 14-minus 4; Peter Athens 1-minus 9. Old Dominion-Angus Harper 6-68; Taylor Heinicke 7-41; Tyree Lee 11-23; TEAM 1-minus 2; Nick Mayers 1-minus 8.

**PASSING:** TOWSON-Grant Enders 24-37-1-314; Peter Athens 0-0-0-0. Old Dominion-Taylor Heinicke 22-37-1-360.

**RECEIVING:** TOWSON-Gerard Sheppard 7-75; Tom Ryan 4-106; Spencer Wilkins 3-32; Leon Kinnard 3-31; Tyler Wharton 2-36; Alex Blake 2-17; Domin. Booker 2-10; Kyle Moore 1-7. Old Dominion-Nick Mayers 7-166; Larry Pinkard 4-54; Prentice Gill 4-50; Antonio Vaughan 3-46; Angus Harper 2-7; Reid Evans 1-23; Jakwail Bailey 1-14.

**TACKLE LEADERS:** TOWSON-Kenton Powell 3-5; Alex. DiSanzo 2-5; Romale Tucker 1-6; Frank Beltre 2-4; Corey Ford 4-1; Kyle Polk 0-5; Justin Harris 2-2; Marc. Valentine 1-3; Chris Patterson 2-1; Thomas Bradley 1-2; Nick Oates 1-2; Ben Chroniger 1-1; Tye Smith 1-1; Old Dominion-Craig Wilkins 6-7; Ronnie Cameron 4-7; John Darr 2-7; Keenan Terry 2-6; Carvin Powell 5-2; J.J. Williams 4-2; Michael Colbert 1-4; Chris Burnette 0-5; Edmon McClam 0-5; Devon Simmons 4-0; Eriq Lewis 1-3; B.J. McLaughlin 2-1; Alex Arain 0-3; Aaron Evans 2-0; Markell Wilkins 1-1; Paul Morant 1-1; Fred Credle 1-1; Preston Smith 1-1;

# 2011 Recaps - Villanova

## No. 21/22 ODU Football Returns to the Win Column Football Monarchs Down Villanova 37-14

**VILLANOVA, Pa. --** The #21/22 Old Dominion Football Monarchs returned to its winning ways with its 37-14 win over the Villanova Wildcats Saturday in CAA Football action.

The win improved the Monarchs to 6-2 overall and 3-2 in the CAA football race. The Monarchs' victory drops Villanova to 1-7 overall and still looking for their first conference win at they drop to 0-5 in conference play.

On the opening Wildcat drive, B.J. McLaughlin forced the Wildcat fumble with Devon Simmons on the recovery to return possession back to the Monarchs. The on the next play, the Monarchs lit up the scoreboard as Antonio Vaughan raced the 42-yards downfield for the score. ODU tried for the two-point conversion, but Kai Blanco's run was just short of the goal line.

On the next possession, following the Wildcat punt into the end zone and the Monarchs starting at their own 20, Lorenzo Smith capped a seven-play, 80 yard drive by taking off for 54-yards for his first career score.

Joe Price got the Wildcats onto the scoreboard with a six-yard touchdown reception late in the opening quarter to cut the ODU lead to 13-7.

Two quick scores gave ODU a 23-7 edge midway through the second quarter. Jarod Brown connected on a 32-yard field goal and on Villanova's first play from scrimmage following the field goal, Devon Simmons stripped the ball while sacking signal caller Dustin Thomas. Linebacker Craig Wilkins recovered the ball for the Monarchs at the Wildcat three and three plays later Taylor Heinicke carried in the ball for a one-yard touchdown.

The Wildcats added their second touchdown of the afternoon using over five minutes to take the ball down field on an 11-play, 77-yard drive. Austin Medley broke through for a 23-yard touchdown.

The Monarchs however went up by another touchdown and had a 16-point advantage heading into the half. In the closing moments of the second quarter, Heinicke connected with Nick Mayers for 16-yard touchdown and a 30-14 edge heading into the locker rooms.

On the first ODU drive of the third quarter, the Monarchs used a fake punt by Jonathan Plisco to help move the chains into Wildcat territory but they were unable to move past the Villanova 45. Heinicke punted the ball 34-yards, but on the next play, Villanova quarterback Dustin Thomas got the ball into the hands of ODU's Craig Wilkins at the Wildcat 16. It was fourth and goal at the one before Angus Harper broke through to give ODU the 37-14 lead with 6:56 left in the third.

Heinicke finished the game passing for 204 yards and two touchdowns completing 23 of his 32 passes. For the receiving corps, Mayers had six catches for 51 yards, while Vaughan hauled in five catches for 75 yards. Smith led the run game with 76 yards on nine carries.

Defensively, 25 Monarchs got into the mix led by Aaron Evans and John Darr with four stops each. The ODU defense racked up five sacks and eight tackles for loss.

Dustin Thomas passed for 82 yards, connecting on 10 of his 17 passes for the Wildcats before Chris Polony came in late in the game passing for 61 yards. Polony also rushed for 52 yards.

## #21/22 OLD DOMINION 37, Villanova 14 Villanova Stadium • Villanova, Pa. October 22, 2011 • Attendance. 7,471

### SCORE BY QUARTERS:

	1st	2nd	3rd	4th	Final
Old Dominion	13	17	7	0	37
Villanova	7	7	0	0	14

### SCORING SUMMARY:

Q	Time	Play	Score
1st	10:47	O Antonio Vaughan 42 yd pass from Taylor Heinicke (Kai Blanco rush failed)	6 - 0
	06:58	O Lorenzo Smith 53 yd run (Jarod Brown kick)	13 - 0
	02:43	V PRICE, Joe 6 yd pass from THOMAS, Dustin (HAMILTON, Mark kick)	13 - 7
2nd	09:30	O Jarod Brown 32 yd field goal	16 - 7
	08:13	O Taylor Heinicke 1 yd run (Jarod Brown kick)	23 - 7
	02:44	V MEDLEY, Austin 20 yd run (HAMILTON, Mark kick)	23 - 14
	00:24	O Nick Mayers 16 yd pass from Taylor Heinicke (Jarod Brown kick)	30 - 14
3rd	06:56	O Angus Harper 1 yd run (Jarod Brown kick)	37 - 14

### SCORING SUMMARY:

	ODU	VU
FIRST DOWNS	19	18
NET YARDS RUSHING	177	101
NET YARDS PASSING	204	143
TOTAL OFFENSE YARDS	381	244
Fumbles: Number-Lost	0-0	3-3
Penalties: Number-Yards	5-50	3-21
PUNTS-YARDS	7-284	6-245
KICKOFFS-YARDS	7-401	3-191
Punt returns: Number-Yards-TD	3-33-0	1-15-0
Average Per Return	11.0	15.0
Kickoff returns: Number-Yds-TD	3-42-0	6-149-0
Average Per Return	14.0	24.8
Interceptions: Number-Yds-TD	1-0-0	0-0-0
Fumble Returns: Number-Yds-TD	1-0-0	0-0-0
Miscellaneous Yards	0	0
Possession Time	30:33	29:27
Third-Down Conversions	7 of 17	7 of 15
Fourth-Down Conversions	2 of 2	0 of 1
Red-Zone Scores-Chances	4-4	2-2
Sacks By: Number-Yards	5-32	2-21
PAT Kicks	4-4	2-2
Field Goals	1-1	0-0

### INDIVIDUAL STATISTICS:

**RUSHING:** Old Dominion-Lorenzo Smith 9-76; Angus Harper 19-47; Taylor Heinicke 10-29; Jonathan Plisco 1-18; Nick Mayers 1-4; Rashad Manley 1-3. Villanova-POLONY, Chris 5-52; MEDLEY, Austin 10-30; DOSS, Lawrence 2-24; ABDUR-RAHMAN, J 5-16; TEAM 1-minus 1; THOMAS, Dustin 9-minus 20.

**PASSING:** Old Dominion-Taylor Heinicke 23-32-0-204. Villanova-POLONY, Chris 8-20-0-61; THOMAS, Dustin 10-17-1-82.

**RECEIVING:** Old Dominion-Nick Mayers 6-51; Antonio Vaughan 5-75; Jakwail Bailey 4-30; Angus Harper 4-22; Chris Lovitt 2-15; Prentice Gill 1-7; Larry Pinkard 1-4. Villanova-PRICE, Joe 4-34; ABDUR-RAHMAN, J 3-34; PETTWAY, Earnes 3-23; REYNOLDS, Mikey 2-25; DOSS, Lawrence 2-5; WELLS, Dorian 2-3; MILES, Kenny 1-14; HORNE, Clay 1-5.

**TACKLE LEADERS:** Old Dominion-Aaron Evans 4-0; John Darr 3-1; Devon Simmons 3-0; Alex Johnson 3-0; Chris Burnette 3-0; B.J. McLaughlin 3-0; J.J. Williams 3-0; Markell Wilkins 3-0; Alex Arain 3-0; Ronnie Cameron 2-1; Michael Colbert 1-2; Paul Morant 2-0; James Faircloth 2-0; Fred Credle 2-0; Craig Wilkins 2-0; Preston Smith 1-1; Nate Barnes 1-0; Keenan Terry 1-0; Edmon McClam 1-0; Reggie Owens 1-0; D. Guinn-Bailey 1-0; Erik Saylor 1-0; Xavier Duckett 0-1; Larry Pinkard 0-1; Carvin Powell 0-1. Villanova-LUCAS, Dillon 8-4; MILES, Jerry 6-2; BRIDGES, Devon 4-4; AKINS, R. 4-2; SARNESE, Joe 4-0; LOPER, Eric 4-0; JAMES, Craig 4-0; HAGGERTY, P. 2-2; LEWIS, Antoine 1-3; JOHNSON, Marlon 2-1; HARMON, Joey 1-2; FERGUSON, Delan 2-0; MALONE, Keelan 2-0; WILLIAMS, Patri 1-1; RODRIGUEZ, Jere 1-1; BUTLER, Blaise 1-0; HALL, Ross 1-0; HUNTER, Jordan 1-0.

## 2011 Recaps - #9/10 James Madison

### OYSTER BOWL VICTORY: Monarchs Down #9/10 JMU, 23-20

**NORFOLK, Va.** -- The Old Dominion football program garnered its first Top 10 victory with a 23-20 Oyster Bowl win over the #9/10 James Madison Dukes.

Old Dominion quarterback Taylor Heinicke was named the Oyster Bowl's "Most Outstanding Player" earning the Melvin Blassingham Trophy, named after the Shriner Potentate who created the Oyster Bowl back in 1946. Heinicke finished the game with 236 yards completing 22 of his 35 passes with a pair of touchdowns. The Atlanta, Georgia native was also the Monarchs' leading rusher with 11 carries for 50 yards.

Old Dominion wasted no time scoring on its opening drive for the third time this season as Pinkard collected a 17-yard pass from Heinicke on the first of his two touchdowns of the afternoon.

James Madison drove to as close as the ODU 10 on their first drive, but the Monarchs defense would not break. A mix of the Monarch defenders get into the mix holding the Dukes from posting a touchdown including J.J. Williams, Keenan Terry, Craig Wilkins, Dominique Guinn Bailey, and Fred Credle, resulting in the Dukes having to go to the field goal unit and kick a 32-yard attempt by Cameron Starke.

The Dukes then closed the quarter with a Dae'Quan Scott touchdown to go ahead 10-7.

Pinkard put the Monarchs ahead again on his second touchdown reception of the game. The Duke defense forced Heinicke to scramble deep into the backfield, looking to get rid of the ball and prevent ODU from a massive amount of loss of yardage, Heinicke spotted Pinkard in the end zone. The ball sailed through the air where Pinkard jumped right at the back line amid two JMU defenders to complete the 23-touchdown pass and give ODU a 14-10 advantage with 12:57.

Scott punched in the ball on the following drive for his second score of the day, giving JMU a 17-14 lead, one which they would hold until second half action.

Right before the half, James Madison got themselves deep into ODU territory. At third and one at the Monarch two, Markell Wilkins and Ronnie Cameron came up big pushing back Scott for a loss of four yards and forcing out the Duke field goal unit again. A 23-yard field attempt by Starke gave increased the JMU lead to 20-14.

With time left, the Monarchs had one last shot at cutting into the James Madison lead before the intermission. As time expired, Jarod Brown's 42-yard field goal was blocked by JMU's Teveion Cuffee.

Old Dominion reclaimed the lead thanks to a trio of field goals by Brown and holding the JMU offense scoreless in second half play.

Six minutes into the third quarter, Brown's 19-yard field goal sailed through the uprights cutting the Monarch deficit 20-17 with 9:45 and then with just over two minutes remaining in the quarter, Brown had a 40-yard attempt that tied the game at 20-20. Then with 12:14 left in the game, the Monarch kicker connected on his third straight field goal, this time from 25-yards out, to give Old Dominion a 23-20 edge.

Twice, the Dukes attempted field goals to tie the game but were unsuccessful. With 8:55 remaining, James Madison looked to tie the game on a 51-yard field goal attempt by Starke. The attempt, which was Starke's longest of the season, was short. Then on the last play of the game, Starke's 47-yarder was blocked by Craig Wilkins to seal the victory.

Jace Edwards passed for 239 yards for James Madison, with Brian Barlow making eight catches for 79 yards in the loss. Scott led the Dukes' run game with 77 yards and his two touchdowns. James Madison, who came into Saturday's as the CAA's leading rushing offense at 242.7 yards per game and 5.0 yards per play, was held to 103 yards and 2.7 yards per carry.

### #15/16 OLD DOMINION 23, #9/10 James Madison 20 Foreman Field at S.B. Ballard Stadium • Norfolk, Va. October 29, 2011 • Attendance. 19,818

#### SCORE BY QUARTERS:

	1st	2nd	3rd	4th	Final
James Madison	10	10	0	0	20
Old Dominion	7	7	6	3	23

#### SCORING SUMMARY:

Q	Time	Play	Score
1st	11:18	O Larry Pinkard 17 yd pass from Taylor Heinicke (Jarod Brown kick)	0 - 7
	04:55	J STARKE,C. 32 yd field goal	3 - 7
	00:00	J SCOTT,D. 12 yd run (STARKE,C. kick)	10 - 7
2nd	12:57	O Larry Pinkard 23 yd pass from Taylor Heinicke (Jarod Brown kick)	10 - 14
	09:08	J SCOTT,D. 5 yd run (STARKE,C. kick)	17 - 14
	00:46	J STARKE,C. 23 yd field goal	20 - 14
3rd	09:45	O Jarod Brown 19 yd field goal	20 - 17
	02:05	O Jarod Brown 40 yd field goal	20 - 20
4th	12:14	O Jarod Brown 25 yd field goal	20 - 23

#### SCORING SUMMARY:

	JMU	ODU
FIRST DOWNS	16	20
NET YARDS RUSHING	103	126
NET YARDS PASSING	239	236
TOTAL OFFENSE YARDS	342	362
Fumbles: Number-Lost	1-0	1-0
Penalties: Number-Yards	6-49	6-37
PUNTS-YARDS	5-213	4-194
KICKOFFS-YARDS	5-265	6-351
Punt returns: Number-Yards-TD	2-9-0	2-23-0
Average Per Return	4.5	11.5
Kickoff returns: Number-Yds-TD	6-102-0	5-68-0
Average Per Return	17.0	13.6
Interceptions: Number-Yds-TD	0-0-0	0-0-0
Fumble Returns: Number-Yds-TD	0-0-0	0-0-0
Miscellaneous Yards	0	0
Possession Time	31:44	28:16
Third-Down Conversions	4 of 15	4 of 13
Fourth-Down Conversions	3 of 3	2 of 3
Red-Zone Scores-Chances	4-4	3-3
Sacks By: Number-Yards	4-40	2-10
PAT Kicks	2-2	2-2
Field Goals	2-4	3-4

#### INDIVIDUAL STATISTICS:

**RUSHING:** James Madison-SCOTT,D. 16-77; ANDERSON,J. 17-42; LONG,K. 1-4; LATNEY,J. 1-minus 3; SMITH,D. 1-minus 7; EDWARDS,J. 2-minus 10. Old Dominion-Taylor Heinicke 11-50; Angus Harper 9-35; Colby Goodwyn 9-22; Nick Mayers 2-19.

**PASSING:** James Madison-EDWARDS,J. 17-26-0-239; TEAM 0-2-0-0. Old Dominion-Taylor Heinicke 22-35-0-236; TEAM 0-1-0-0.

**RECEIVING:** James Madison-BARLOW,B. 8-79; LONG,K. 4-25; SCOTT,D. 2-43; ROBINSON,R. 1-36; BROWN,D. 1-34; COBLE,A. 1-22. Old Dominion-Larry Pinkard 6-94;Colby Goodwyn 5-18; Antonio Vaughan 3-28; Prentice Gill 3-21; Nick Mayers 2-13; Jakwall Bailey 1-34; Angus Harper 1-25; Reid Evans 1-3.

**TACKLE LEADERS:** James Madison-ROBERTSON,S. 4-7; SMITH,R. 6-3; WILLIAMS,P. 1-7; MARLOWE,D. 4-3; NELSON,V. 3-4; CUFFEE,T. 3-1; MCDANIEL,A. 2-2; JACKSON,J. 2-1; BRYANT,D.J. 2-1; BYERS,C. 1-2; SNOW,T. 2-0; ALLEN,M. 2-0; MIDDLETON,L. 1-1; HAROLD,S. 1-1; STANTON,J. 0-2; DAVIS,C. 0-2; JONES,L. 1-0; HARVEY,A. 1-0; TOGIA,B. 0-1; GORDON,R. 0-1; ROSE,J. 0-1. Old Dominion-Craig Wilkins 4-7; Ronnie Cameron 1-9; Devon Simmons 5-2; Keenan Terry 3-3; Fred Credle 4-1; J.J. Williams 3-2; Michael Colbert 2-3; Paul Morant 2-3; Chris Burnette 1-4; Alex Arain 3-1; Edmon McClam 0-4; B.J. McLaughlin 1-2; Markell Wilkins 0-3; John Darr 0-3; Xavier Duckett 1-1; Erik Saylor 1-1; Aaron Evans 1-0; Preston Smith 0-1; Neal Hale 0-1; D. Guinn-Bailey 0-1; Larry Pinkard 0-1; Jarod Brown 0-1.

## 2011 Recaps - Richmond

### Senior Day Victory: No. 12 ODU Downs Richmond, 42-28

**NORFOLK, Va. --** The No. 12 Old Dominion Football Monarchs improved to 8-2 overall and 5-2 in the Colonial Athletic Association with Saturday's 42-28 win over Richmond Saturday at Foreman Field at S.B. Ballard Stadium in the Monarchs' regular season home finale.

For the second straight contest ODU struck on a Taylor Heinicke-Larry Pinkard combo to open up scoring. Heinicke, the reigning CAA Rookie of the Week Taylor, targeted Pinkard with a 14-yard touchdown throw and Thomas DeMarco then helped to put the Monarchs up 8-0 by diving into the end zone for the two-point conversion.

On their next drive, ODU took a 11-0 lead as Jarod Brown hit a 37-yard field goal.

The Spiders got onto the scoreboard before the quarter ended though needing just three plays. Aaron Corp found Kevin Finney for a 17-yard score with 1:01 left and Sam Roller made the two-point conversion on a pass from John Laub as the Monarchs led 11-8 at the end of one quarter of play.

Second quarter action saw scoring go back and forth between the two squads.

The Monarchs continued its drive to open the second quarter and moved downfield 83-yards over the course of nine to extend its lead. ODU leading rusher Angus Harper tallied his sixth touchdown of the year for the 18-8 Monarch lead.

Richmond responded with its next possession though and cut the ODU lead to three with 8:50 remaining until the half. The Spiders got out of trouble at third and 10 on the ODU 48 with a 25-yard reception by Tre Grey. Capping the drive was Ben Edwards on a five-yard touchdown reception for the 18-15 score.

Old Dominion punched right back on its next opportunity. Prentice Gill, who was one of the eight seniors honored prior to the game, gave his ODU squad a 25-15 edge on a 29-yard pass from Heinicke.

The Spiders had another attempt to cut their deficit before the intermission. Corp was sacked by Devon Simmons in the closing moments and after fumbling the ball, the Spiders were faced with second and 21 with time running out. The Spiders' Will Kamin attempted a 41-yard field goal, but it went wide right for the Monarchs to hold on to a 25-15 halftime lead.

ODU took a 28-15 advantage midway through the third quarter. A 30-yard catch by Reid Evans, who tried to his best to keep his momentum from going out of bounds, got the Monarchs into the red zone and then saw Brown sail a 23-yard field goal thru the uprights for his second field goal of the afternoon.

On the ensuing possession, the Spiders were unable to move the ball past their own 45. On the punt, Jakwail Bailey blocked his second punt of the season and the fifth punt block by the Monarchs in 2011. Starting at the Spider 46, the Monarchs got to within striking distance thanks to a 19-yard run by Antonio Vaughan and a 12-yard catch by Evans. Heinicke just missed finding Pinkard for the second time in the end zone. On the next play, the Monarchs fumble and Doug Howell recovered the ball to run it back 96-yard for a Spider touchdown. With 5:14 left in the third, the Monarchs still led 28-22.

On their next time down the field, Brown's field goal attempt wide left for ODU, while the Spiders Stephen Barnette one handed a catch in the end zone to tie the game at 28-28. The extra point after Barnette's touchdown would have given Richmond its first lead of the game, but the ball hit the right upright and the two teams were tied at 28 all in the final quarter of action.

The Monarchs regained the lead immediately and even added on. Eleven plays after the Spiders tied the score, ODU took a 25-28 lead capped by an Antonio Vaughan touchdown reception. On the next Richmond drive, a Paul Morant interception put the Monarchs back on offense and Colby Goodwyn cap a six-play, 70-drive to give ODU the 42-28 edge with just over five minutes remaining in the game.

Junior redshirt wide receiver Reid Evans posted a career-high 149 receiving yards and a school record 12 catches in the Monarchs' regular season finale. Goodwyn led the ground attack with 83 yards on 18 carries. Heinicke finished the game completing 34 of his 47 passes for a season-high 373 yards.

### #12/12 Old Dominin 42, Richmond 28 Foreman Field at S.B. Ballard Stadium • Norfolk, Va. October 29, 2011 • Attendance. 19,818

#### SCORE BY QUARTERS:

	1st	2nd	3rd	4th	Final
Richmond	8	7	7	6	28
Old Dominion	11	14	3	14	42

#### SCORING SUMMARY:

Q	Time	Play	Score
1st	12:47	O Larry Pinkard 14 yd pass from Taylor Heinicke (Thomas DeMarco rush) 7 plays, 46 yards, TOP 2:13	0 - 8
	08:36	O Jarod Brown 37 yd field goal 7 plays, 17 yards, TOP 2:41	0 - 11
	01:01	R Kevin Finney 17 yd pass from Aaron Corp (Sam Roller pass from John Laub) 3 plays, 44 yards, TOP 1:15	8 - 11
2nd	12:29	O Angus Harper 5 yd run (Jarod Brown kick) 9 plays, 83 yards, TOP 3:25	8 - 18
	08:50	R Ben Edwards 5 yd pass from Aaron Corp (Wil Kamin kick) 9 plays, 62 yards, TOP 3:30	15 - 18
	05:39	O Prentice Gill 29 yd pass from Taylor Heinicke (Jarod Brown kick) 8 plays, 69 yards, TOP 3:06	15 - 25
3rd	07:16	O Jarod Brown 23 yd field goal 14 plays, 87 yards, TOP 4:49	15 - 28
	04:06	R Doug Howell 96 yd fumble recovery (Wil Kamin kick)	22 - 28
4th	12:17	R S. Barnette 14 yd pass from Aaron Corp (Wil Kamin kick failed) 11 plays, 71 yards, TOP 5:01	28 - 28
	09:30	O Antonio Vaughan 1 yd pass from Taylor Heinicke (Jarod Brown kick) 11 plays, 67 yards, TOP 2:39	28 - 35
	05:09	O Colby Goodwyn 9 yd run (Jarod Brown kick) 6 plays, 70 yards, TOP 1:30	28 - 42

#### SCORING SUMMARY:

	UR	ODU
FIRST DOWNS	23	33
NET YARDS RUSHING	87	214
NET YARDS PASSING	256	373
TOTAL OFFENSE YARDS	343	587
Fumbles: Number-Lost	1-0	1-1
Penalties: Number-Yards	4-26	4-42
PUNTS-YARDS	2-80	0-0
KICKOFFS-YARDS	5-298	8-464
Punt returns: Number-Yards-TD	0-0-0	1-1-0
Kickoff returns: Number-Yds-TD	6-110-0	5-111-0
Interceptions: Number-Yds-TD	0-0-0	1-8-0
Fumble Returns: Number-Yds-TD	1-96-1	0-0-0
Miscellaneous Yards	0	0
Possession Time	29:43	30:17
Third-Down Conversions	9 of 17	9 of 15
Fourth-Down Conversions	2 of 4	2 of 3
Red-Zone Scores-Chances	3-4	6-8
Sacks By: Number-Yards	0-0	1-9
PAT Kicks	2-3	4-4
Field Goals	0-1	2-3

#### INDIVIDUAL STATISTICS:

**RUSHING:** RICHMOND-Kendall Gaskins 15-63; Garrett Turner 6-22; Aaron Corp 3-7; Tre Gray 1-minus 5. Old Dominion-Colby Goodwyn 18-83; Angus Harper 12-48; Taylor Heinicke 5-48; Antonio Vaughan 2-22; Nick Mayers 2-11; Thomas DeMarco 2-2.

**PASSING:** RICHMOND-Aaron Corp 24-43-1-256; John Laub 0-1-0-0; Nick Hicks 0-1-0-0. Old Dominion-Taylor Heinicke 34-47-0-373.

**RECEIVING:** RICHMOND-Ben Edwards 6-68; Tre Gray 6-61; S. Barnette 4-63; Kevin Finney 4-39; Kendall Gaskins 3-20; Sam Roller 1-5. Old Dominion-Reid Evans 12-149; Nick Mayers 6-33; Antonio Vaughan 5-36; Larry Pinkard 3-57; Prentice Gill 3-49; Colby Goodwyn 2-23; Kai Blanco 1-12; Marquel Thomas 1-9; Jakwail Bailey 1-5.

**TACKLE LEADERS:** RICHMOND-Derek Mayo 7-9; Reggie Barnette 7-3; Darius McMillan 4-6; Colin Pehanick 5-4; Eric Wright 4-4; Kerry Wynn 4-4; Doug Howell 1-4; Brandon Scott 2-2; Evan Joseph 2-2; DeShawn Holmes 2-2; Wayne Pettus 3-0; Aaron Roane 2-1; Adam Farley 1-1; Rodney Barnes 1-1; Cole Gonet 1-1; Ben Edwards 1-0; Darryl Hamilton 1-0. Old Dominion-Craig Wilkins 6-4; John Darr 1-6; Keenan Terry 3-3; Paul Morant 3-2; Ronnie Cameron 1-4; Chris Burnette 2-2; J.J. Williams 2-2; Devon Simmons 2-2; Aaron Evans 2-2; Alex Arain 1-3; Markell Wilkins 1-3; Carvin Powell 2-1; D. Guinn-Bailey 1-1;



# Old Dominion Roster

## Alphabetical

6	Alex Arain	LB
41	Brandon Bacchus	CB
81	Jakwail Bailey	WR
95	Nate Barnes	DT
59	Eugene Bazemore	DE
83	Kai Blanco	TE
94	Jagger Blehm	DT
19	A.J. Bordley	CB
77	David Born	OL
38	Brad Bradley	S
44	Darryl Brown	LB
39	Jarod Brown	K
92	Kevin Buchanan	DE
90	Chris Burnette	DT
96	Ronnie Cameron	DT
70	Brandon Carr	OL
88	Mitch Castleberry	TE
51	Michael Colbert	LB
22	T.J. Cowart	CB
25	Mario Crawford	RB
16	Fred Credle	S
89	Tyler Damato	TE
46	John Darr	LB
17	Thomas DeMarco	QB
52	Xavier Duckett	LB
57	Robbie Duncan	OL
15	Aaron Evans	CB
4	Reid Evans	WR
56	James Faircloth	LB
1	Prentice Gill	WR
36	Colby Goodwyn	RB
54	Dominique Guinn-Bailey	DT
30	Neal-Anthony Hale	S
68	Orion Hall	P
32	Angus Harper	RB
14	Taylor Heinicke	QB
58	Jeremy Hensley	OL
64	Rodney Hunter	LB
84	Dorian Jackson	WR
37	Malik Jackson	RB
43	Darrius Jennings	S
76	Ryan Jensen	OL
29	Alex Johnson	DE
18	Akil Jones	CB
79	Mike Justice	OL
93	Chad King	DE
33	Tyree Lee	RB

## Numerical

No.	Name	Pos.	Cl.	Ht.	Wt.	Hometown/High School/Transfer
1	Prentice Gill	WR	Sr.	5-11	180	Los Angeles, Calif./Cathedral/LA Harbor College
2	Tommy Reamon	TE	Jr.-r	6-2	220	Newport News, Va./Gloucester
3	Marquel Thomas	WR	So.-r	6-3	180	Va. Beach, Va./Bayside/North Carolina Tech
4	Reid Evans	WR	Jr.-r	5-10	175	Hampton, Va./Phoebus
5	Antonio Vaughan	WR	Fr.-r	5-8	170	Ahoskie, N.C./Hertford County High
6	Alex Arain	LB	Jr.-r	6-4	220	Va. Beach, Va./Kempsville
7	Nick Mayers	WR	Jr.-r	5-7	170	Va. Beach, Va./Landstown
8	Tyler Clark	QB	Fr.	6-3	205	Chesapeake, Va./Grassfield
9	Larry Pinkard	WR	Fr.-r	5-11	180	Washington, D.C./Ballou
10	Devon Simmons	S	Jr.-r	6-2	205	Newport News, Va./Denbigh
11	Nate Ong	QB	Jr.-r	6-2	200	Escondido, Calif./San Pasqual/Palomar
12	Craig Wilkins	LB	Jr.-r	6-2	225	Washington, D.C./H.D. Woodson
13	Rashad Manley	RB	So.	5-11	180	Hampton, Va./Bethel
14	Taylor Heinicke	QB	Fr.	6-1	190	Atlanta, Ga./Collins Hill
15	Aaron Evans	CB	So.	5-8	185	Newport News, Va./Woodside
16	Fred Credle	S	Jr.-r	5-11	175	Chesapeake, Va./Deep Creek
17	Thomas DeMarco	QB	Sr.-r	5-11	200	Palm Desert, Calif./Palm Desert/Col. of the Desert
18	Akil Jones	CB	Fr.	5-10	150	Fairfax, Va./Oakton
19	A.J. Bordley	CB	Fr.	5-11	160	Va. Beach, Va./First Colonial
20	Paul Morant	S	So.	6-0	195	Hampton, Va./Phoebus
21	J.C. Wiggins	CB	So.	5-10	175	Richmond, Va./Monacan
22	T.J. Cowart	CB	Jr.-r	5-9	185	Va. Beach, Va./Ocean Lakes
23	Reggie Owens	CB	Fr.	6-0	195	Va. Beach, Va./Ocean Lakes
24	Lorenzo Smith	RB	Fr.	5-9	175	Lynchburg, Va./Fork Union
25	Mario Crawford	RB	Jr.	5-8	185	Detroit, Mich./Romulus/Fork Union
26	Eriq Lewis	CB	Fr.-r	6-0	180	Washington, D.C./Coolidge
27	Carvin Powell	S	Jr.	6-1	205	Chesapeake, Va./Great Bridge
28	Markell Wilkins	CB	So.-r	5-8	165	Hampton, Va./Phoebus
29	Alex Johnson	DE	So.-r	6-3	225	New Canton, Va./Buckingham Co./Fork Union
30	Neal-Anthony Hale	S	Fr.	5-8	175	Norfolk, Va./Maury
31	Jonathan Plisco	P	Jr.-r	6-0	205	Newport News, Va./Woodside
32	Angus Harper	RB	Fr.-r	6-0	210	Alexandria, Va./Edison
33	Tyree Lee	RB	Fr.	5-9	195	Hampton, Va./Phoebus
34	J.J. Williams	LB	Sr.-r	6-2	225	Derby, Kan./Derby/Garden City CC
35	Aquante Thornton	CB	Fr.	5-9	155	Va. Beach, Va./Tallwood
36	Colby Goodwyn	RB	So.	5-10	200	Hampton, Va./Phoebus
37	Malik Jackson	RB	Fr.	5-8	205	Washington, D.C./Archbishop Carroll
38	Brad Bradley	S	Fr.	6-0	190	Richmond, Va./Varina
39	Jarod Brown	K	Jr.	5-11	205	Yorktown, Va./Grafton/West Virginia
40	B.J. McLaughlin	DE	Jr.-r	5-11	230	Columbia, Va./Goochland
41	Brandon Bacchus	CB	Fr.	5-11	180	Hampton, Va./Kecoughtan
42	Keenan Terry II	CB	So.	6-0	170	Hampton, Va./Hampton Christian
43	Darrius Jennings	S	Fr.	5-11	160	Chesapeake, Va./Oscar Smith
44	Darryl Brown	LB	Fr.-r	6-0	225	Va. Beach, Va./First Colonial
45	Rob Mahan	LB	Fr.	6-2	205	Merchantville, N.J./Winslow Township
46	John Darr	LB	So.-r	6-0	235	Forestville, Md./Suitland
47	Mike Lennox	LB	Fr.	6-2	210	Bristow, Va./Brensville

# Old Dominion Roster

## Numerical

<u>No.</u>	<u>Name</u>	<u>Pos.</u>	<u>Cl.</u>	<u>Ht.</u>	<u>Wt.</u>	<u>Hometown/High School/Transfer</u>
48	Preston Smith	DE	Fr.-r	6-2	250	Chesapeake, Va./Deep Creek
49	Dillon Morrow	TE	Fr.	6-3	200	Orange, Va./Orange County
50	Rick Lovato	LS	Fr.	6-2	225	Middletown, N.J./Middletown
51	Michael Colbert	LB	Jr.-r	6-1	220	Fayetteville, N.C./E.E. Smith
52	Xavier Duckett	LB	So.-r.	6-0	225	Roanoke, Va./Northside
54	Dominique Guinn-Bailey	DT	Fr.-r	6-4	265	Portsmouth, Va./Churchland
55	Erik Saylor	DT	Jr.-r	6-2	285	Ijamsville, Md./Urbana
56	James Faircloth	LB	Fr.	5-11	200	Chesapeake, Va./Grassfield
57	Robbie Duncan	OL	Jr.-r	6-4	285	Sterling, Va./Parkview
58	Jeremy Hensley	OL	Sr.	6-1	290	La Palma, Calif./Kennedy/Fullerton College
59	Eugene Bazemore	DE	Fr.	6-1	210	Portsmouth, Va./Churchland
60	Josh Mann	OL	Fr.	6-4	300	Va. Beach, Va./Ocean Lakes
61	Wes Moulton	OL	Fr.-r	6-3	270	Va. Beach, Va./Ocean Lakes
63	Kevin Marley	LS	Fr.	5-10	255	Manassas, Va./Osborn Park
64	Rodney Hunter	LB	So	6-2	200	Miami, Fla./Etowah
65	Perry Owens	OL	So.-r	6-3	275	Edenton, N.C./John A. Holmes
66	Ellett McGeorge	OL	Fr.-r	6-7	310	Midlothian, Va./Cosby
67	Dustin Burdick	K	Fr.	5-9	175	Staunton, Va./Robert E. Lee
68	Orion Hall	P	Fr.-r	5-9	205	Norfolk, Va./Maury
69	Josh Williams	P	Fr.	6-3	240	Keysville, Va./Randolph Henry
70	Brandon Carr	OL	Jr.	6-2	295	Chesapeake, Va./Western Branch/Fork Union
71	Connor Mewbourne	OL	Fr.	6-4	285	Va. Beach, Va./First Colonial
73	Jack Lowney	OL	So.-r	6-4	285	Narberth, Pa./Archbishop Carroll
74	Jonathan McLean	DE	Fr.	6-3	230	Hampton, Va./Phoebus
75	Bryan Morrison	OL	Jr.-r	6-2	290	Ashburn, Va./Broad Run
76	Ryan Jensen	OL	Sr.-r	6-5	300	Petaluma, Calif./Petaluma/Santa Rosa JC
77	David Born	OL	So.-r.	6-8	340	Bakersfield, Calif./West/Bakersfield
79	Mike Justice	OL	So.	6-7	280	Springfield, Va./West Springfield
80	Blair Roberts	WR	Fr.	6-2	190	Pawling, N.Y./Trinity-Pawling
81	Jakwail Bailey	WR	Fr.	5-11	180	Haddonfield, N.J./Paul VI
82	Kirk Spellman	WR	Fr.	5-10	165	Chesapeake, Va./Indian River
83	Kai Blanco	TE	Jr.-r	6-3	260	Alexandria, Va./Mount Vernon
84	Dorian Jackson	WR	Jr.-r	5-10	200	Colonial Heights, Va./Matoaca
85	Chris Lovitt	WR	Jr.-r	5-9	195	Stafford, Va./Colonial Forge
86	Daniel Wray	TE	Fr.	6-3	225	Newport News, Va./Warwick
88	Mitch Castleberry	TE	Fr.	6-5	215	Herndon, Va./Westfield
89	Tyler Damato	TE	Jr.-r	6-1	235	Va. Beach, Va./Landstown
90	Chris Burnette	DT	Jr.-r	6-4	280	Baltimore, Md./Gilman School
91	Andrew Turner	DE	Jr.-r	6-3	255	Va. Beach, Va./Kellam
92	Kevin Buchanan	DE	Fr.	6-3	235	Va. Beach, Va./Maury
93	Chad King	DE	Sr.-r	6-3	255	Springfield, Va./Mt. Vernon/Ohio Dominican
94	Jagger Blehm	DT	Fr.-r	6-3	250	Va. Beach, Va./Green Run
95	Nate Barnes	DT	So.-r	6-5	275	Newport News, Va./Heritage
96	Ronnie Cameron	DT	Sr.-r.	6-2	295	Westbury, N.Y./Holy Trinity/Hofstra
97	Edmon McClam	DT	Sr.	6-6	280	Coward, S.C./Lake City/Louisburg College
99	Dontez Tyler	DE	Fr.	6-4	230	Ahoskie, N.C./Hertford County

## Alphabetical

47	Mike Lennox	LB
26	Eriq Lewis	CB
50	Rick Lovato	LS
85	Chris Lovitt	WR
73	Jack Lowney	OL
45	Rob Mahan	LB
13	Rashad Manley	QB
60	Josh Mann	OL
63	Kevin Marley	LS
7	Nick Mayers	WR
97	Edmon McClam	DT
66	Ellett McGeorge	OL
40	B.J. McLaughlin	DE
47	Jonathan McLean	DE
71	Connor Mewbourne	OL
20	Paul Morant	S
75	Bryan Morrison	OL
49	Dillian Morrow	TE
61	Wes Moulton	OL
11	Nate Ong	QB
65	Perry Owens	OL
23	Reggie Owens	CB
9	Larry Pinkard	WR
31	Jonathan Plisco	P
27	Carvin Powell	S
2	Tommy Reamon	TE
80	Blair Roberts	WR
55	Erik Saylor	DT
10	Devon Simmon	S
24	Lorenzo Smith	RB
48	Preston Smith	DE
82	Kirk Spellman	WR
42	Keenan Terry II	CB
3	Marquel Thomas	WR
35	Aquante Thornton	CB
91	Andrew Turner	DE
99	Dontez Tyler	DE
5	Antonio Vaughan	WR
21	J.C. Wiggins	CB
12	Craig Wilkins	LB
28	Markell Wilkins	CB
34	J.J. Williams	LB
69	Josh Williams	P
86	Daniel Wray	TE

## 2011 Old Dominion Opponents

<p style="text-align: center;"><b>Campbell</b> (6-3, 5-2 Pioneer)</p> <p>Sept. 3 at Old Dominion . . . . . L, 14-41                      Sept. 10 Apprentice . . . . . W, 76-0                      Sept. 24 Jacksonville * . . . . . L, 21-57                      Oct. 1 at Drake * . . . . . L, 14-31                      Oct. 8 Butler * . . . . . W, 38-23                      Oct. 15 at Marist * . . . . . W, 35-21                      Oct. 22 San Diego * . . . . . W, 48-24                      Oct. 29 at Davidson * . . . . . W, 26-20 (3OT)                      Nov. 5 Morehead State * . . . . . W, 41-31  <b>Nov. 12 at Valparasio . . . . . 2:00 p.m.</b>                      Nov. 19 at Georgia State . . . . . 1:00 p.m.</p>	<p style="text-align: center;"><b>Georgia State</b> (2-7 Independent)</p> <p>Sept. 2 Clark Atlanta . . . . . W, 41-7  <b>Sept. 10 Old Dominion . . . . . L, 17-40</b>                      Sept. 17 at Jacksonville St. . . . . L, 21-37                      Sept. 24 at Houston . . . . . L, 0-56                      Oct. 8 Murray State . . . . . L, 24-48                      Oct. 15 at South Carolina St. . . . . L, 13-23                      Oct. 22 South Alabama . . . . . W, 27-20 (2OT)                      Oct. 29 at UT-San Antonio . . . . . L, 14-17                      Nov. 5 St. Francis . . . . . L, 27-30  <b>Nov. 12 at West Alabama . . . . . 7:00 p.m.</b>                      Nov. 19 Campbell . . . . . 1:00 p.m.</p>	<p style="text-align: center;"><b>Hampton</b> (5-4, 3-3 MEAC)</p> <p>Sept. 3 vs. Alabama A&amp;M . . . . . W, 21-20                      Sept. 8 Florida A&amp;M * . . . . . W, 23-17  <b>Sept. 17 at Old Dominion . . . . . L, 42-45</b>                      Sept. 22 at Bethune-Cookman * . . . . . L, 31-35                      Oct. 8 Princeton . . . . . W, 28-23                      Oct. 15 at Norfolk State * . . . . . L, 24-34                      Oct. 22 N.C. Central * . . . . . W, 30-27 (OT)                      Oct. 29 at Savannah State * . . . . . W, 22-5                      Nov. 5 Howard * . . . . . L, 7-10  <b>Nov. 12 Delaware State * . . . . . 1:00 p.m.</b>                      Nov. 19 Morgan State * . . . . . 1:00 p.m.</p>
<p style="text-align: center;"><b>Delaware</b> (5-4, 3-3 CAA)</p> <p>Sept. 3 at Navy . . . . . L, 17-40                      Spet. 10 West Chester . . . . . W, 28-17                      Sept. 17 Delaware State . . . . . W, 45-0  <b>Sept. 24 Old Dominion * . . . . . W, 27-17</b>                      Oct. 1 at Maine * . . . . . L, 17-31                      Oct. 8 William &amp; Mary . . . . . W, 21-0                      Oct. 15 UMass * . . . . . L, 10-21                      Oct. 22 at Rhode Island * . . . . . L, 34-38                      Oct. 29 at Towson * . . . . . W, 35-30  <b>Nov. 12 Richmond * . . . . . 3:30 p.m.</b>                      Nov. 19 at Villanova * . . . . . 3:30 p.m.</p>	<p style="text-align: center;"><b>UMass</b> (5-4, CAA/FBS Transition)</p> <p>Sept. 1 at Holy Cross . . . . . W, 24-16                      Sept. 17 Rhode Island * . . . . . W, 36-27                      Sept. 24 at Boston College . . . . . L, 17-45  <b>Oct. 1 at Old Dominion * . . . . . L, 33-48</b>                      Oct. 8 Central Connecticut . . . . . W, 42-26                      Oct. 15 at Delaware * . . . . . W, 21-10                      Oct. 22 New Hampshire * . . . . . L, 21-27                      Oct. 29 at Richmond * . . . . . W, 28-7                      Nov. 5 Villanova * . . . . . L, 17-35  <b>Nov. 12 at Maine * . . . . . 12:30 p.m.</b>                      Nov. 19 James Madison * . . . . . 1:00 p.m.</p>	<p style="text-align: center;"><b>Rhode Island</b> (3-6, 2-4 CAA)</p> <p>Sept. 10 at Syracuse . . . . . L, 14-21                      Sept. 17 at UMass * . . . . . L, 27-36                      Sept. 24 Fordham . . . . . W, 21-17                      Oct. 1 at Brown . . . . . L, 21-35  <b>Oct. 8 Old Dominion * . . . . . L, 23-31</b>                      Oct. 15 at Maine * . . . . . L, 21-27                      Oct. 22 Delaware * . . . . . W, 38-34                      Oct. 29 at New Hampshire * . . . . . L, 24-31                      Nov. 5 William &amp; Mary * . . . . . W, 24-21  <b>Nov. 12 at James Madison * 3:00 p.m.</b>                      Nov. 19 Towson * . . . . . 12:30 p.m.</p>
<p style="text-align: center;"><b>Towson</b> (7-2, 5-1 CAA)</p> <p>Sept. 3 Morgan State . . . . . W, 42-3                      Sept. 10 Villanova * . . . . . W, 31-10                      Sept. 24 Colgate . . . . . W, 42-17                      Oct. 1 at Maryland . . . . . L, 3-28                      Oct. 8 Richmond * . . . . . W, 31-28  <b>Oct. 15 at Old Dominion * . . . . . W, 39-35</b>                      Oct. 22 at William &amp; Mary * . . . . . W, 38-27                      Oct. 29 Delaware * . . . . . L, 30-35                      Nov. 5 at Maine * . . . . . W, 40-30  <b>Nov. 12 New Hampshire * . . . . . TBA</b>                      Nov. 19 at Rhode Island * . . . . . 12:30 p.m.</p>	<p style="text-align: center;"><b>Villanova</b> (2-8, 1-6 CAA)</p> <p>Sept. 1 at Temple . . . . . L, 7-42                      Sept. 10 at Towson * . . . . . L, 10-31                      Sept. 17 Monmouth . . . . . L, 9-20                      Sept. 24 Penn . . . . . W, 30-21                      Oct. 1 William &amp; Mary * . . . . . L, 16-20                      Oct. 8 at New Hampshire * . . . . . L, 17-47                      Oct. 15 at James Madison * . . . . . L, 10-34  <b>Oct. 22 Old Dominion * . . . . . L, 14-37</b>                      Oct. 29 Maine . . . . . L, 25-41                      Nov. 5 at UMass * . . . . . W, 35-17                      Nov. 19 Delaware * . . . . . 3:30 p.m.</p>	<p style="text-align: center;"><b>James Madison</b> (5-4, 3-3 CAA)</p> <p>Sept. 3 at North Carolina . . . . . L, 10-42                      Sept. 10 Central Connecticut . . . . . W, 14-9                      Sept. 17 at Liberty . . . . . W, 27-24                      Sept. 24 at William &amp; Mary * . . . . . W, 20-14                      Oct. 1 Richmond * . . . . . W, 31-7                      Oct. 8 Maine * . . . . . L, 24-25 (OT)                      Oct. 15 Villanova * . . . . . W, 34-10  <b>Oct. 29 at Old Dominion * . . . . . L, 20-23</b>                      Nov. 5 at New Hampshire * . . . . . L, 10-28  <b>Nov. 12 Rhode Island * . . . . . 3:00 p.m.</b>                      Nov. 19 at UMass * . . . . . 1:00 p.m.</p>
<p style="text-align: center;"><b>Richmond</b> (3-6, 0-6 CAA)</p> <p>Sept. 3 at Duke . . . . . W, 23-21                      Sept. 10 Wagner . . . . . W, 21-6                      Sept. 17 VMI . . . . . W, 34-19                      Sept. 24 New Hampshire * . . . . . L, 43-45                      Oct. 1 at James Madison * . . . . . L, 7-31                      Oct. 8 at Towson * . . . . . L, 28-31                      Oct. 22 Maine * . . . . . L, 22-23                      Oct. 29 UMass * . . . . . L, 7-28  <b>Nov. 5 at Old Dominion * . . . . . L, 28-42</b>  <b>Nov. 12 at Delaware . . . . . 3:30 p.m.</b>                      Nov. 19 William &amp; Mary . . . . . Noon</p>	<p style="text-align: center;"><b>William &amp; Mary</b> (4-5, 2-4 CAA)</p> <p>Sept. 3 at Virginia . . . . . L, 3-40                      Sept. 10 at VMI . . . . . W, 24-7                      Sept. 17 New Haven . . . . . W, 13-10                      Sept. 24 James Madison * . . . . . L, 14-20                      Oct. 1 at Villanova * . . . . . W, 20-16                      Oct. 8 at Delaware * . . . . . L, 0-21                      Oct. 15 New Hampshire * . . . . . W, 24-10                      Oct. 22 Towson * . . . . . L, 27-38                      Nov. 5 at Rhode Island * . . . . . L, 21-24  <b>Nov. 12 Old Dominion * . . . . . Noon</b>                      Nov. 19 at Richmond * . . . . . Noon</p>	

## HEAD COACH

# BOBBY WILDER



When he was hired on February 13, 2007, Bobby Wilder's goal was to "AIM HIGH" in everything he did in resurrecting the Old Dominion football team from a 69-year absence. After two years of orchestrating every piece of the puzzle, Wilder's vision has become reality as he has built a program that has not only been the buzz of the Hampton Roads community, but has become the most successful start-up FCS program in history.

Wilder and his staff's inaugural season of play at the Football Championship Subdivision level went well beyond expectations. From the celebrated kickoff versus Chowan, to the heart pounding first FCS victory against Jacksonville, to ensuring a winning season at Savannah State, to extending the win-streak to six in the season finale at VMI, history was made every step of the way. The Monarchs concluded the 2009 season at 9-2 overall writing their way into history.

The Monarchs finished the year ranked in the top ten in five statistical categories as a team including second in sacks allowed, third in scoring offense, turnover margin, and net punting, and ninth in rushing offense. Individually, ODU had its first football All-Americans named in punter Jonathan Plisco and long snapper Dustin Phillips with Plisco leading the nation in punt yardage averaging 44.84 yards per contest. Quarterback Thomas DeMarco was also ranked in the top ten in scoring and was the second leading FCS signal caller in rushing. Wilder meanwhile received the Tom Fergusson Memorial Award at the 65th Norfolk Sports Club Jamboree named as the Metropolitan Person of the Year in Sports.

Year two proved to be just as successful. The Old Dominion football team finished its second season of football at 8-3 in 2010 and over the last two seasons has combined for a 17-5 mark as the winningest FCS start-up program in the books. The Monarchs, who upgraded their schedule in year two in preparation for joining the Colonial Athletic Association (CAA), added a pair of ranked opponents in #12/13 William & Mary and #14/16 Cal Poly and continued to play in front of capacity crowds of 19,782 in all seven of its home games. Statistically speaking, the Monarchs finished their second season of gridiron action fourth in kickoff returns, ranked eighth in scoring offense, eighth in sacks allowed, and 15th in passing offense. Under Wilder's tutelage, punter Jonathan Plisco ranked second nationally in punting, quarterback Thomas DeMarco continued to rank among the top 10 in total offense, newcomer Colby Goodwyn ran this way to third nationally in punt returns, and Ronnie Cameron pushed his way into eighth overall among FCS defenders in tackles for loss.


In addition to his recruiting efforts, Wilder has also been an essential part in the planning and development of what are among the top football facilities in the country. The state-of-the-art \$17 million Powhatan Sports Complex that houses the ODU football offices,

athletic and strength training areas, locker rooms and two practice fields with artificial surface and the \$24.8 million Foreman Field Football Complex, which includes the Ainslie Game Day Building, Astoturf GameDay Grass 3D field surface, scoreboard, sound system, field enclosure and a contiguous parking garage, are among the best the FCS has to offer.

Wilder, his coaching staff, and the football Monarchs now gear up for the biggest challenge yet in 2011. The squad joins the CAA in 2011, the toughest FCS conference in the nation that featured four teams in this past season's playoffs including runner-up Delaware, as well as 2009 FCS champion Villanova, along with William & Mary and New Hampshire.

Since arriving in Norfolk, Wilder has hit the ground running and has not stopped in his quest to make Old Dominion one of the top programs in the country. Both on and off the field, the Monarch head coach is always making sure that the Old Dominion football program is visible throughout the campus, the community and the state. He has honored over 300 speaking engagements to a variety of organizations, but his most important talks have come with high schools coaches throughout the state. Wilder and his staff have made it a point to build a fence around the Hampton Roads community and the state of Virginia, with plans of building a first rate program with players a stones throw from the ODU campus.

Wilder has also been instrumental in getting his team active in the Hampton Roads Community. In what has become an annual event, the ODU Football Monarchs host a bone marrow registry drive and to date has helped register over 450 members of the ODU student body, faculty/staff, and the Hampton Roads community to the registry in an attempt to help save lives from life-threatening diseases nationwide. The Monarchs have also been active volunteering with Special Olympics, hosting youth clinics, and participating at reading and career days at many of the area's elementary and middle schools.





Prior to his arrival at ODU, Wilder served on the Maine staff for the past 17 years and was promoted to assistant head coach and offensive coordinator in 2000 before moving to associate head coach in 2001.

As coordinator, Wilder has orchestrated a balanced attack. The Black Bears averaged 29.1 points per game in 2004, and scored 29 or more in seven of 11 games. Wilder helped tutor running back Marcus Williams, who rushed for 1,077 yards during his senior season, which moved him into first place in school history for career rushing yards. Maine also threw the ball a lot during the campaign as eight different receivers each had double-digit receptions. Ron Whitcomb was at the head of the passing attack as his completions (213) and attempts (350) were the fourth most in a single season since 1950. His 22 touchdown tosses were tied for third most since 1950. Overall, the offense averaged an impressive 5.2 yards per play.

Wilder was named the Assistant Coach of the Year by the Gridiron Club of Greater Boston in 2004, which is presented annually to the top assistant coach in New England.

In 2003, the Black Bears had over 2,000 yards rushing and passing with 4,142 total yards. The ground game was anchored by Williams and the passing game was in the hands of then-freshman Ron Whitcomb, who was named the Atlantic 10 Rookie of the Year as he posted 2,428 yards - the fifth most in a season at Maine.

The 2002 Black Bears finished the season with 4,702 yards in total offense, the most since a school-record 4,861 yards in 1989. In 2001, for the first time in school history, the offense boasted a 2,000-yard passer in Jake Eaton, a 1,000-yard rusher in Royston English, and a 1,000-yard receiver in Stefan Gomes.

Prior to moving to the coordinator post, Wilder served as quarterbacks coach during one of the most explosive eras in Maine history for Black Bear quarterbacks.

Wilder guided four-year starter Mickey Fein to 17 University marks, including the two highest season totals for touchdown passes. Fein ended his career as Maine's second all-time leading passer.

In 2000, Wilder's first full season as offensive coordinator, the Black Bears ranked third in the Atlantic 10 with 29.0 points per game. The rushing game increased its output by 41 yards per game from the previous season and Eaton garnered All-New England honors. Two wide receivers from that team, Dwayne Wilmot and Phil McGeoghan, signed pro contracts and were in NFL camps in 2001. In 2002, Maine tight end Chad Hayes signed with the Kansas City Chiefs and then played briefly with the Cincinnati Bengals.

A 1987 graduate of Maine with a degree in physical education, Wilder captained the Black Bears to the Yankee Conference Championship his senior year. An All-New England quarterback in 1985, he left Maine as the school's all-time leading passer with 4,493 yards, and

is currently sixth behind Mike Buck, Emilio Colon, Fein, Eaton and Whitcomb on the career passing list. Wilder coached four of those former players and played with the fifth.

A 1982 graduate of Madison High School in Madison, Maine, Wilder was a highly recruited quarterback his senior year. He opted to attend Maine and in his sophomore year and led the Black Bears to their first of five consecutive winning seasons.

Upon graduation, Wilder served as a graduate assistant coach for two seasons under Jack Bicknell at Boston College, where he earned his master's degree in educational administration in 1990.

Wilder and his wife, Pam, live in Norfolk with their sons, Derek (15) and Drew (10).

**Playing Career**

1982-87 University of Maine

**Coaching Career**

1988-89 ..... Graduate Assistant, Boston College  
 1990-99 ..... Quarterbacks, University of Maine  
 2000..... Assistant Head Coach/  
 .....Offensive Coordinator, University of Maine  
 2001-06 ..... Associate Head Coach/  
 .....Offensive Coordinator, University of Maine  
 2007- present.....Head Coach, Old Dominion University


**Coaching Record**

Collegiate Overall Record ( Years) .....22-6 (3rd year)  
 Record at CAA Football Schools ( Years) ..... 2-1 (1st season)  
 Record in CAA Football Games (Years) ..... 2-1 (1st season)

**Year-By-Year**

Year:	School:	Record:	Conf.
2009	Old Dominion	9-2	0-0
2010	Old Dominion	8-3	0-0
2011	Old Dominion	8-2	5-2
Totals		25-7 (.778)	5-2 (.714)

## ASSISTANT COACH



# MARC BACOTE

DEFENSIVE BACKS

### THE BACOTE FILE:

Hometown: Hampton, Va.  
High School: Hampton High School  
College: James Madison '08

### COACHING HISTORY:

2011-present - Old Dominion - Defensive Backs  
2010-2011 - Rutgers - Player Development  
2008-2010 - Morehead State - Wide Receivers  
2008 - James Madison - Volunteer Assistant - Wide Receivers

### PLAYING EXPERIENCE:

2007 - Bossier-City Shreveport Battlewings (Arena2)  
2005-2006 - Manchester Wolves (Arena2) -  
2004 - Wichita Stealth (Arena2)  
2003 - Richmond Speed (Arena2)

## ASSISTANT HEAD COACH



# DEALTON COTTON

DEFENSIVE LINE

### THE COTTON FILE:

Hometown: Norfolk, Va.  
High School: Granby High School  
College: East Carolina '95  
Family: Wife - Tephania

### COACHING HISTORY:

2008 - present - Old Dominion - Defensive Line  
2003 - 2007 - Maury High School - Head Coach  
2001 - 2003 - Hertford County High - Head Coach

## ASSISTANT COACH



# BILL DEE

OFFENSIVE LINE

### THE DEE FILE:

Birthdate: April 6, 1953  
College: Mansfield State '75  
Family: Wife - Margaret; Son- William (22); Daughter - Katie (5)

### COACHING HISTORY:

2011 - present - Old Dominion - Offensive Line  
2009- 2011 - Christopher Newport University - Inside Linebackers  
1985-2008 - Phoebus H.S. - Head Coach  
1981-1984 - Southampton H.S. - Head Coach  
1979-1980 - Denbigh H.S. - Defensive Coordinator  
1975-1979 - Greene H.S. (N.Y.) - Defensive Coordinator

## ASSISTANT COACH



# JAROD DODSON

ASST. DEFENSIVE COORDINATOR


### THE DODSON FILE:

Hometown: Palmdale, Calif.  
High School: Highland  
College: South Dakota '99  
Family: Wife - Shannon, Daughters - Mariah (16), LaRae (5), JaelLynn (4), Kendyl (2)

### COACHING HISTORY:

2010 - present - Old Dominion - Secondary  
2009 - Buffalo - Cornerbacks  
2008 - South Dakota - Defensive Coordinator  
2007 - South Dakota - Wide Receivers/Defensive Backs  
2006 - South Dakota - Defensive Backs/Special Teams  
2005 - South Dakota - Wide Receivers  
2000 - 2004 - Michigan Tech - Linebackers/Defensive Backs/Special Teams

## ASSISTANT COACH



# COREY HETHERMAN

ROVERS

### THE HETHERMAN FILE:

Hometown: Oxford, Mass.  
High School: Oxford  
College: Fitchburg State '06

### COACHING HISTORY:

2010 - present - Old Dominion - Linebackers  
2010 - Western New England College - Offensive/  
Recruiting Coordinator  
2009 - 2010 - Northeastern - Outside Linebackers  
2007 - 2009 - Springfield College - Graduate Assistant  
2007 - Wuerzburg Panthers - Offensive Coordinator  
2006 - 2007 - King's College - Intern  
2006 - Carinthian Black Lions - Offensive Coordinator  
2006 - Fitchburg State College - Quarterbacks

### PLAYING EXPERIENCE:

2007 - Wuerzburg Panthers (German Football League)  
2006 - Carinthian Black Lions (Austrian Football League)

## ASSISTANT COACH



# KEITA MALLOY

PASS GAME COORDINATOR

WIDE RECEIVERS

TIGHT ENDS

### THE MALLOY FILE:

Hometown: Washington, D.C.  
High School: Bishop McNamara '89  
College: Delaware '95  
Family: Daughters - La-Nyah (13) and Elexa (11)

### COACHING HISTORY:

2008 - present - Old Dominion - Wide Receivers / Tight  
Ends  
2006 - 2007 - Trinity College - Wide Receivers  
2004 - 2005 - Fordham - Running Backs  
2004 - Fordham - Tight Ends  
2002 - 2003 - West Georgia State - Wide Receivers /  
Special Teams  
2001 - 2002 - Washburn - Running Backs /Wide Receivers  
/ Special Teams  
2000- 2001 - Lafayette - Wide Receivers

## ASSISTANT COACH



# ANDY RONDEAU

DEFENSIVE COORDINATOR  
LINEBACKERS

### THE RONDEAU FILE:

Hometown: Holliston, Mass.  
High School: Holliston High School  
College: Syracuse '91  
Family: Wife - Tiffany; Son - Ryan (7); Daughters - Alison  
(6), Kiley (5)

### COACHING HISTORY:

2007 - present - Old Dominion - Defensive Coordinator /  
Linebackers  
2006 - Maine - Defensive Backs / Special Teams Coordinator  
2004 - 2005 - Buffalo - Asst. Defensive Coordinator / Safeties  
2003 - Tennessee Martin - Defensive Coordinator / Linebackers  
1997 - 2002 - North Dakota State - Defensive Backs  
1994 - 1996 - Pittsburgh - Graduate Assistant / Defensive Backs  
1991 - 1993 - Northeastern University - Assistant Defensive  
Backs  
1990 - Syracuse - Student Manager

## ASSISTANT COACH



# BRIAN SCOTT

OFFENSIVE COORDINATOR  
OFFENSIVE LINE


### THE SCOTT FILE:

Hometown: Waterville, Maine  
High School: Waterville  
College: Maine '00

### COACHING HISTORY:

2007 - present - Old Dominion - Offensive Coordinator /  
Offensive Line  
2004 - 2006 - Maine - Recruiting Coordinator / Offensive  
Line / Running Backs / Tight End  
2003 - Tennessee - Martin - Wide Receivers / Tight Ends  
/ Special Teams  
2002 - UMass - Lowell - Quarterbacks  
2000-2001 - Cony H.S. - Offensive Coordinator /  
Quarterbacks

## ASSISTANT COACH



# RON WHITCOMB

RECRUITING COORDINATOR

#### THE WHITCOMB FILE:

Hometown: Rochester, N.Y.  
High School: East Rochester High School  
College: Maine '06, Old Dominion '09

#### COACHING HISTORY:

2007 - present - Old Dominion - Quarterbacks

## ASSISTANT COACH



# MICHAEL ZYSKOWSKI

RUNNING BACKS  
SPECIAL TEAMS

#### THE ZYSKOWSKI FILE:

Birthdate: August 12, 1980  
Hometown: Grand Rapids, Mich.  
High School: Union High School  
College: Maine '06  
Family: Daughter - Marley (5), Son - Brandon (newborn)


#### COACHING HISTORY:

2008 - Present - Old Dominion University - Running Backs & Special Teams Coordinator  
2007 - Maine - Running Backs and Co-Special Team's Coordinator  
2005 - 2006 - Maine - Assistant Coach - Running Backs  
2004 - Maine - Student Assistant - Running Backs




# RYAN MARTIN

ASSOCIATE HEAD STRENGTH  
& CONDITIONING COACH



# JOE MAKOVEC

ASSISTANT STRENGTH AND  
CONDITIONING COACH



# TOMMY RAPIER

EQUIPMENT  
MANAGER



# DANIEL CORNIER

ASSISTANT  
EQUIPMENT MANAGER



# CHRIS CROUCH

DIRECTOR OF  
FOOTBALL OPERATIONS



# KYLE NORO

ADMINISTRATIVE ASSISTANT  
FOR FOOTBALL



## By-Quarter Stats

### 3rd-Down Conversions

Date	Opponent	Score	Overall	1st Qtr	2nd Qtr	3rd Qtr	4th Qtr	Overtime
Sep 03, 2011	CAMPBELL	W 41-14	5-16 31.2	1-4 25.0	2-4 50.0	1-6 16.7	1-2 50.0	
Sep 10, 2011	at Georgia State	W 40-17	5-16 31.2	2-4 50.0	0-3 0.0	1-4 25.0	2-5 40.0	
Sep 17, 2011	HAMPTON	W 45-42	7-16 43.8	2-5 40.0	2-3 66.7	1-3 33.3	2-5 40.0	
Sep 24, 2011	at Delaware	L 17-27	4-17 23.5	1-3 33.3	0-4 0.0	2-5 40.0	1-5 20.0	
Oct 01, 2011	MASSACHUSETTS	W 48-33	6-14 42.9	2-5 40.0	1-3 33.3	1-3 33.3	2-3 66.7	
Oct 08, 2011	at Rhode Island	W 31-23	8-18 44.4	1-3 33.3	2-5 40.0	3-4 75.0	2-6 33.3	
Oct 15, 2011	TOWSON	L 35-39	5-13 38.5	2-5 40.0	2-4 50.0	1-2 50.0	0-2 0.0	
Oct 22, 2011	at Villanova	W 37-14	7-17 41.2	2-4 50.0	5-6 83.3	0-5 0.0	0-2 0.0	
Oct 29, 2011	JAMES MADISON	W 23-20	4-13 30.8	2-3 66.7	1-3 33.3	0-3 0.0	1-4 25.0	
Nov 05, 2011	RICHMOND	W 42-28	9-15 60.0	3-5 60.0	2-2 100.0	1-3 33.3	3-5 60.0	
	Old Dominion		60-155 38.7	18-41 43.9	17-37 45.9	11-38 28.9	14-39 35.9	0-0 0.0
	Opponents		64-168 38.1	14-37 37.8	23-48 47.9	13-40 32.5	14-43 32.6	0-0 0.0

### 4th-Down Conversions

Date	Opponent	Score	Overall	1st Qtr	2nd Qtr	3rd Qtr	4th Qtr	Overtime
Sep 03, 2011	CAMPBELL	W 41-14	2-5 40.0	2-3 66.7	0-1 0.0	0-0 0.0	0-1 0.0	
Sep 10, 2011	at Georgia State	W 40-17	0-0 0.0	0-0 0.0	0-0 0.0	0-0 0.0	0-0 0.0	
Sep 17, 2011	HAMPTON	W 45-42	1-2 50.0	0-1 0.0	0-0 0.0	0-0 0.0	1-1 100.0	
Sep 24, 2011	at Delaware	L 17-27	2-4 50.0	0-0 0.0	0-1 0.0	0-0 0.0	2-3 66.7	
Oct 01, 2011	MASSACHUSETTS	W 48-33	1-1 100.0	0-0 0.0	1-1 100.0	0-0 0.0	0-0 0.0	
Oct 08, 2011	at Rhode Island	W 31-23	2-2 100.0	0-0 0.0	0-0 0.0	1-1 100.0	1-1 100.0	
Oct 15, 2011	TOWSON	L 35-39	1-2 50.0	0-0 0.0	1-1 100.0	0-0 0.0	0-1 0.0	
Oct 22, 2011	at Villanova	W 37-14	2-2 100.0	0-0 0.0	0-0 0.0	2-2 100.0	0-0 0.0	
Oct 29, 2011	JAMES MADISON	W 23-20	2-3 66.7	0-0 0.0	1-1 100.0	1-1 100.0	0-1 0.0	
Nov 05, 2011	RICHMOND	W 42-28	2-3 66.7	0-1 0.0	0-0 0.0	0-0 0.0	2-2 100.0	
	Old Dominion		15-24 62.5	2-5 40.0	3-5 60.0	4-4 100.0	6-10 60.0	0-0 0.0
	Opponents		15-28 53.6	3-7 42.9	3-5 60.0	2-2 100.0	7-14 50.0	0-0 0.0

### Time of Possession

Date	Opponent	Score	Overall	1st Qtr	2nd Qtr	3rd Qtr	4th Qtr	Overtime
Sep 03, 2011	CAMPBELL	W 41-14	27:12	7:12	6:00	8:51	5:09	
Sep 10, 2011	at Georgia State	W 40-17	31:22	8:59	7:09	6:11	9:03	
Sep 17, 2011	HAMPTON	W 45-42	28:48	6:41	7:45	6:09	8:13	
Sep 24, 2011	at Delaware	L 17-27	27:05	5:39	5:56	8:26	7:04	
Oct 01, 2011	MASSACHUSETTS	W 48-33	27:56	8:14	7:14	6:57	5:31	
Oct 08, 2011	at Rhode Island	W 31-23	31:13	5:17	6:35	7:52	11:29	
Oct 15, 2011	TOWSON	L 35-39	22:00	7:41	6:37	5:05	2:37	
Oct 22, 2011	at Villanova	W 37-14	30:33	7:22	8:01	8:26	6:44	
Oct 29, 2011	JAMES MADISON	W 23-20	28:16	5:18	5:10	7:37	10:11	
Nov 05, 2011	RICHMOND	W 42-28	30:17	8:23	5:42	7:45	8:27	
	Old Dominion	Total	284:42	70:46	66:09	73:19	74:28	0:00
		Avg.	28:28	7:04	6:36	7:19	7:26	0:00
	Opponents	Total	314:32	79:14	83:51	76:41	74:46	0:00
		Avg.	31:27	7:55	8:23	7:40	7:28	0:00

## Red Zone Stats

### Old Dominion Inside Opponent Red-Zone

Date	Opponent	Score	Times In RZ	Times Scored	Total Pts	TDs	Rush TDs	Pass TDs	FGs Made	Failed to score inside RZ					
										FGA	Down	Int	Fumb	Half	Game
Sep 03, 2011	CAMPBELL	W 41-14	6	4	24	3	2	1	1	0	1	0	1	0	0
Sep 10, 2011	at Georgia State	W 40-17	6	4	27	4	3	1	0	0	0	0	1	1	0
Sep 17, 2011	HAMPTON	W 45-42	4	4	28	4	4	0	0	0	0	0	0	0	0
Sep 24, 2011	at Delaware	L 17-27	2	2	10	1	0	1	1	0	0	0	0	0	0
Oct 01, 2011	MASSACHUSETTS	W 48-33	3	3	22	3	1	2	0	0	0	0	0	0	0
Oct 08, 2011	at Rhode Island	W 31-23	5	5	31	4	1	3	1	0	0	0	0	0	0
Oct 15, 2011	TOWSON	L 35-39	2	2	14	2	1	1	0	0	0	0	0	0	0
Oct 22, 2011	at Villanova	W 37-14	4	4	24	3	2	1	1	0	0	0	0	0	0
Oct 29, 2011	JAMES MADISON	W 23-20	3	3	13	1	0	1	2	0	0	0	0	0	0
Nov 05, 2011	RICHMOND	W 42-28	8	6	35	4	2	2	2	0	0	0	1	1	0
Totals			43	37	228	29	16	13	8	0	1	0	3	2	0
37 of 43 (86.0%)															

### Opponents Inside Old Dominion Red-Zone

Date	Opponent	Score	Times In RZ	Times Scored	Total Pts	TDs	Rush TDs	Pass TDs	FGs Made	Failed to score inside RZ					
										FGA	Down	Int	Fumb	Half	Game
Sep 03, 2011	CAMPBELL	W 41-14	3	2	14	2	0	2	0	0	1	0	0	0	0
Sep 10, 2011	at Georgia State	W 40-17	4	3	17	2	2	0	1	0	0	1	0	0	0
Sep 17, 2011	HAMPTON	W 45-42	6	6	35	4	3	1	2	0	0	0	0	0	0
Sep 24, 2011	at Delaware	L 17-27	3	2	10	1	0	1	1	1	0	0	0	0	0
Oct 01, 2011	MASSACHUSETTS	W 48-33	6	5	33	5	1	4	0	0	1	0	0	0	0
Oct 08, 2011	at Rhode Island	W 31-23	4	4	23	3	1	2	1	0	0	0	0	0	0
Oct 15, 2011	TOWSON	L 35-39	3	1	8	1	1	0	0	0	1	1	0	0	0
Oct 22, 2011	at Villanova	W 37-14	2	2	14	2	1	1	0	0	0	0	0	0	0
Oct 29, 2011	JAMES MADISON	W 23-20	4	4	20	2	2	0	2	0	0	0	0	0	0
Nov 05, 2011	RICHMOND	W 42-28	4	3	21	3	0	3	0	1	0	0	0	0	0
Totals			39	32	195	25	11	14	7	2	3	2	0	0	0
32 of 39 (82.1%)															

## STARTING LINE-UPS

### OFFENSE

Date	Opponent	TE	LT	LG	C	RG	RT	QB	RB	WR	WR	WR
Sept. 5	Campbell	Blanco	Jensen	Born	Hensley	Carr	Lowney	DeMarco	Harper	Evans	Vaughan	Gill
Sept. 10	at Georgia St.	Blanco	Jensen	Born	Hensley	Duncan	Lowney	DeMarco	Harper	Evans	Vaughan	Gill
Sept. 17	Hampton	Blanco	Jensen	Born	Hensley	Duncan	Lowney	DeMarco	Harper	Evans	Vaughan	Lovitt
Sept. 24	at Delaware *	Blanco	Jensen	Born	Hensley	Duncan	Lowney	DeMarco	Harper	Evans	Vaughan	Gill
Oct. 1	UMass *	Thomas(WR)	Jensen	Born	Hensley	Duncan	Lowney	DeMarco	Harper	Evans	Vaughan	Gill
Oct. 8	at Rhode Island *	Blanco	Jensen	Born	Hensley	Duncan	Lowney	DeMarco	Harper	Evans	Vaughan	Gill
Oct. 15	Towson *	Mayers (WR)	Jensen	Born	Hensley	Duncan	Lowney	Heinicke	Harper	Evans	Vaughan	Gill
Oct. 22	at Villanova *	Mayers (WR)	Jensen	Born	Hensley	Duncan	Lowney	Heinicke	Harper	Evans	Vaughan	Gill
Oct. 29	James Madison *	Mayers (WR)	Jensen	Born	Hensley	Duncan	Lowney	Heinicke	Harper	Evans	Vaughan	Gill
Nov. 5	Richmond *	Mayers (WR)	Jensen	Born	Hensley	Duncan	Lowney	Heinicke	Harper	Evans	Vaughan	Gill
Nov. 12	at William & Mary *											

### DEFENSE

Date	Opponent	END	NOSE	TACKLE	STUD	ROVER	MIKE	BACKER	CB	CB	SS	FS
Sept. 5	Campbell	McClam	Burnette	Cameron	King	Wilkins	Williams	Arain	Cowart	Lewis	Simmons	Powell
Sept. 10	at Georgia St.	McClam	Burnette	Cameron	King	Wilkins	Williams	Arain	Cowart	Lewis	Simmons	Powell
Sept. 17	Hampton	McClam	Burnette	Cameron	King	Wilkins	Williams	Arain	M. Wilkins	Lewis	Simmons	Powell
Sept. 24	at Delaware *	McClam	Burnette	Cameron	King	Wilkins	Williams	Arain	M. Wilkins	Lewis	Simmons	Powell
Oct. 1	UMass *	McClam	Burnette	Cameron	King	Wilkins	Williams	Arain	M. Wilkins	Lewis	Simmons	Powell
Oct. 8	at Rhode Island *	McClam	Burnette	Cameron	King	Wilkins	Williams	Arain	M. Wilkins	Lewis	Simmons	Powell
Oct. 15	Towson *	McClam	Burnette	Cameron	King	Wilkins	Williams	Darr	M. Wilkins	Lewis	Simmons	Powell
Oct. 22	at Villanova *	McClam	Burnette	Cameron	Smith	Wilkins	Williams	Arain	M. Wilkins	Terry	Simmons	Powell
Oct. 29	James Madison *	McClam	Burnette	Cameron	Smith	Wilkins	Williams	Arain	M. Wilkins	Terry	Simmons	Powell
Nov. 5	Richmond *	McClam	Burnette	Cameron	McLaughlin	Wilkins	Williams	Arain	M. Wilkins	Terry	Simmons	Powell
Nov. 12	at William & Mary *											

**PASSING GAME-BY-GAME**

#14 Taylor Heinicke	Comp	Att	Int	Pct	Yards	TD	Long	Sacked	Effic
Massachusetts	8	11	0	72.7	119	2	56	1-2	223.60
Rhode Island	26	32	0	81.2	205	3	30	2-17	166.00
TOWSON	22	37	1	59.5	360	3	93	2-10	162.54
Villanova	23	32	0	71.9	204	2	42	2-21	146.05
James Madison	22	35	0	62.9	236	2	34	4-40	138.35
RICHMOND	34	47	0	72.3	373	3	30	0-0	160.07
TOTALS	135	194	1	69.6	1497	15	93	11-90	158.89

#17 Thomas DeMarco	Comp	Att	Int	Pct	Yards	TD	Long	Sacked	Effic
CAMPBELL	29	38	1	76.3	310	2	43	2-11	156.95
Georgia State	13	21	0	61.9	126	1	23	1-8	128.02
Hampton	20	29	1	69.0	172	0	23	2-12	111.89
Delaware	23	46	1	50.0	207	1	37	1-3	90.63
Massachusetts	14	24	2	58.3	219	3	40	1-7	159.57
TOTALS	99	158	5	62.7	1034	7	43	7-41	125.92

#11 Nate Ong	Comp	Att	Int	Pct	Yards	TD	Long	Sacked	Effic
CAMPBELL	3	5	1	60.0	55	0	32	0-0	112.40
TOTALS	3	5	1	60.0	55	0	32	0-0	112.40

**RUSING GAME-BY-GAME**

RUSHING	No-Yds/TD	CAMPBE	GSU	HAM	DELAWA	UMASS	URI	TOWSON	VU	JMU	RICHMO
Angus Harper RB	106-463/6	10-28/1	16-67/0	15-111/2	3-11/0	1-3/0	15-45/0	6-68/1	19-47/1	9-35/0	12-48/1
Colby Goodwyn RB	98-461/3	DNP	24-184/1	23-79/1	13-48/0	11-45/0	DNP	DNP	DNP	9-22/0	18-83/1
Taylor Heinicke QB	46-205/2	DNP	DNP	DNP	DNP	5-24/0	8-13/1	7-41/0	10-29/1	11-50/0	5-48/0
Lorenzo Smith RB	29-170/1	15-74/0	5-20/0	DNP	DNP	DNP	-	DNP	9-76/1	DNP	-
Thomas DeMarco QB	52-131/5	9-13/1	9-11/2	11-29/2	13-43/0	8-33/0	-	-	-	-	2-2/0
Antonio Vaughan WR	6-99/1	1-30/1	-	-	1-9/0	1-38/0	1-0/0	-	-	-	2-22/0
Tyree Lee RB	36-97/2	DNP	DNP	DNP	DNP	11-38/1	14-36/0	11-23/1	DNP	DNP	DNP
Jonathan Plisco P	2-33/0	-	-	-	1-15/0	-	-	-	1-18/0	-	DNP
Nick Mayers WR	10-29/0	DNP	-	-	-	3-1/0	1-2/0	1-8/0	1-4/0	2-19/0	2-11/0
Rashad Manley RB	1-3/0	DNP	DNP	DNP	DNP	DNP	DNP	DNP	1-3/0	DNP	DNP
TEAM	5-12/0	1-4/0	-	-	DNP	1-2/0	2-4/0	1-2/0	DNP	-	DNP

**RECEIVING GAME-BY-GAME**

RECEIVING	No-Yds/TD	CAMPBE	GSU	HAM	DELAWA	UMASS	URI	TOWSON	VU	JMU	RICHMO
Nick Mayers WR	42-492/5	DNP	1-20/0	-	6-65/0	6-78/2	8-66/1	7-166/1	6-51/1	2-13/0	6-33/0
Reid Evans WR	41-472/2	3-27/0	2-13/1	6-57/0	8-80/0	2-60/1	6-60/0	1-23/0	-	1-3/0	12-149/0
Antonio Vaughan WR	40-431/4	6-97/1	4-27/0	5-49/0	2-9/1	2-18/0	5-46/0	3-46/0	5-75/1	3-28/0	5-36/1
Larry Pinkard WR	27-370/7	3-16/0	2-34/0	2-27/0	1-9/0	3-64/2	2-11/2	4-54/0	1-4/0	6-94/2	3-57/1
Prentice Gill WR	26-311/3	3-38/0	2-21/0	1-7/0	3-19/0	4-88/0	2-11/0	4-50/2	1-7/0	3-21/0	3-49/1
Angus Harper RB	20-154/0	7-58/0	1-5/0	3-22/0	1-9/0	-	1-6/0	2-7/0	4-22/0	1-25/0	-
Colby Goodwyn RB	14-96/0	DNP	-	2-6/0	2-16/0	3-33/0	DNP	DNP	DNP	5-18/0	2-23/0
Jakwail Bailey WR	9-93/0	1-10/0	-	-	-	-	1-0/0	1-14/0	4-30/0	1-34/0	1-5/0
Kai Blanco TE	7-74/1	4-52/1	1-6/0	1-4/0	-	-	-	-	-	-	1-12/0
Blair Roberts WR	3-55/0	3-55/0	-	-	-	-	-	-	DNP	DNP	-
Marquel Thomas WR	2-20/0	1-11/0	-	-	-	-	DNP	DNP	DNP	DNP	1-9/0
Chris Lovitt WR	2-15/0	-	-	-	-	-	-	-	2-15/0	-	-
Tyree Lee RB	2-2/0	DNP	DNP	DNP	DNP	1-3/0	1-5/0	-	DNP	DNP	DNP
Dorian Jackson WR	2-1/0	1-1/0	-	DNP	DNP	1-0/0	DNP	DNP	-	DNP	DNP

**ALL-PURPOSE YARDS GAME-BY-GAME**

ALL-PURPOSE YARDS	Total	CAMPBE	GSU	HAM	DELAWA	UMASS	URI	TOWSON	VU	JMU	RICHMO
Colby Goodwyn	873	DNP	222	186	90	118	DNP	DNP	DNP	40	217
Antonio Vaughan	721	191	30	59	18	56	46	94	93	76	58
Angus Harper	617	86	72	133	20	3	51	75	69	60	48
Reid Evans	610	56	28	58	85	81	71	23	33	26	149
Nick Mayers	595	DNP	20	-	65	79	68	188	79	52	44
Larry Pinkard	374	16	34	32	9	64	11	54	4	94	56
Aaron Evans	358	-	47	-	93	94	124	-	-	-	-
Prentice Gill	311	38	21	7	19	88	11	50	7	21	49
Taylor Heinicke	205	DNP	DNP	DNP	DNP	24	13	41	29	50	48
Lorenzo Smith	170	74	20	DNP	DNP	DNP	-	DNP	76	DNP	-
Thomas DeMarco	135	13	11	29	47	33	-	-	-	-	2
Jakwail Bailey	103	10	-	-	-	10	-	14	30	34	5
Tyree Lee	99	DNP	DNP	DNP	DNP	35	41	23	DNP	DNP	DNP
Blair Roberts	91	55	36	-	-	-	-	-	DNP	DNP	-
Kai Blanco	70	52	2	4	-	-	-	-	-	-	12
Devon Simmons	33	-	33	-	-	-	-	-	-	-	-
James Faircloth	33	-	-	33	-	-	-	-	-	-	-
Jonathan Plisco	33	-	-	-	15	-	-	-	18	-	DNP
Paul Morant	20	12	-	-	-	-	-	-	-	-	8
Marquel Thomas	20	11	-	-	-	-	DNP	DNP	DNP	DNP	9
Eriq Lewis	20	-	-	-	-	-	20	-	-	DNP	DNP
Carvin Powell	18	-	14	-	-	-	-	4	-	-	-
Chris Lovitt	15	-	-	-	-	-	-	-	15	-	-
Craig Wilkins	12	-	-	-	-	-	12	-	-	-	-
Alex Johnson	8	-	DNP	-	DNP	DNP	8	-	-	-	-
Xavier Duckett	5	-	-	DNP	-	-	-	5	-	-	-
M. Castleberry	4	-	-	-	-	-	-	4	-	-	-
Rashad Manley	3	DNP	DNP	DNP	DNP	DNP	DNP	DNP	3	DNP	DNP
Dorian Jackson	1	1	-	DNP	DNP	-	DNP	DNP	-	DNP	DNP
TEAM	-12	-4	-	-	-	-2	-4	-2	-	-	-

**TACKLES GAME-BY-GAME**

Total Tackles	UA-A	Total	CAMPBE	GSU	HAM	DELAWA	UMASS	URI	TOWSON	VU	JMU	RICHMO
Craig Wilkins LB	51-42	93	2-4	6-3	12-5	7-2	2-7	4-3	6-7	2-0	4-7	6-4
Ronnie Cameron DT	23-39	62	3-6	5-3	2-3	0-3	2-3	3-0	4-7	2-1	1-9	1-4
J.J. Williams LB	25-30	55	0-4	2-2	1-2	5-5	2-6	3-5	4-2	3-0	3-2	2-2
Alex Arain LB	26-20	46	2-2	1-1	2-2	4-2	8-4	2-2	0-3	3-0	3-1	1-3
Devon Simmons SAF	27-18	45	2-5	0-1	1-0	2-3	5-4	3-1	4-0	3-0	5-2	2-2
Carvin Powell SAF	34-10	44	3-2	3-0	1-2	7-1	5-1	8-0	5-2	0-1	-	2-1
John Darr LB	17-25	42	2-1	3-4	2-0	-	1-3	3-0	2-7	3-1	0-3	1-6
Chris Burnette DT	14-25	39	2-3	-	0-3	3-3	0-4	3-1	0-5	3-0	1-4	2-2
Keenan Terry CB	20-17	37	2-1	0-1	5-0	-	1-2	3-1	2-6	1-0	3-3	3-3
Paul Morant SAF	21-13	34	4-1	3-1	1-1	0-2	2-0	3-2	1-1	2-0	2-3	3-2
Eriq Lewis CB	23-9	32	3-1	2-0	6-1	6-1	2-3	3-0	1-3	-	DNP	DNP
Chad King DE	17-14	31	3-3	2-4	4-4	1-1	2-2	5-0	-	DNP	DNP	DNP
Michael Colbert LB	13-17	30	DNP	1-1	0-2	4-3	2-0	2-0	1-4	1-2	2-3	0-2
Edmon McClam DT	8-20	28	0-3	1-0	4-2	0-3	0-2	2-0	0-5	1-0	0-4	0-1
Markell Wilkins CB	14-13	27	1-1	2-0	0-1	2-2	3-2	1-0	1-1	3-0	0-3	1-3
Aaron Evans CB	15-10	25	-	1-2	2-1	2-0	0-4	1-1	2-0	4-0	1-0	2-2
Fred Credle SAF	10-9	19	0-4	-	1-0	-	0-1	1-2	1-1	2-0	4-1	1-0
B.J. McLaughlin DE	7-6	13	0-2	1-0	DNP	DNP	DNP	DNP	2-1	3-0	1-2	0-1
Erik Saylor DT	5-7	12	-	1-0	0-1	0-2	2-1	-	0-1	1-0	1-1	0-1
D. Guinn-Bailey DT	6-5	11	2-1	-	-	0-1	2-1	DNP	-	1-0	0-1	1-1
Xavier Duckett LB	4-6	10	1-0	2-1	DNP	-	0-2	-	0-1	0-1	1-1	-
Alex Johnson DE	3-6	9	0-5	DNP	-	DNP	DNP	-	-	3-0	-	0-1
T.J. Cowart CB	4-4	8	0-2	4-2	DNP	DNP	DNP	DNP	DNP	DNP	DNP	DNP
Preston Smith DE	2-6	8	0-1	DNP	0-1	DNP	0-1	-	1-1	1-1	0-1	-
Nick Mayers	3-5	8	DNP	-	1-0	1-2	0-2	1-1	-	-	-	-
James Faircloth LB	3-3	6	-	1-0	-	-	0-1	-	0-1	2-0	-	0-1
Patrick Young LB	1-5	6	0-1	1-1	-	0-3	DNP	DNP	DNP	DNP	DNP	DNP
Neal Hale SAF	3-3	6	-	2-0	0-1	0-1	-	-	-	-	0-1	1-0
Nate Barnes DT	1-4	5	0-2	0-1	DNP	0-1	-	-	-	1-0	-	-
Robbie Duncan	1-2	3	-	0-1	-	0-1	1-0	-	-	-	-	-
Jarod Brown	1-2	3	0-1	-	-	-	-	-	-	-	0-1	1-0
Larry Pinkard	1-2	3	-	1-0	-	-	-	-	-	0-1	0-1	-
Blair Roberts	1-2	3	-	-	-	-	1-2	-	-	DNP	DNP	-
Rick Lovato	2-0	2	-	1-0	-	1-0	DNP	-	-	-	-	-
Prentice Gill	0-1	1	-	-	0-1	-	-	-	-	-	-	-
Tommy Reamon	0-1	1	-	0-1	DNP	DNP	DNP	DNP	DNP	DNP	DNP	DNP
Jakwail Bailey	1-0	1	1-0	-	-	-	-	-	-	-	-	-
Reid Evans	0-1	1	-	-	0-1	-	-	-	-	-	-	-
Lorenzo Smith	1-0	1	1-0	-	DNP	DNP	DNP	-	DNP	-	DNP	-
Nate Ong	0-1	1	-	DNP	DNP	DNP	-	DNP	0-1	-	DNP	DNP
Jack Lowney	1-0	1	-	-	-	1-0	-	-	-	-	-	-
Reggie Owens CB	1-0	1	DNP	DNP	DNP	DNP	DNP	DNP	DNP	1-0	DNP	DNP

**TACKLES FOR LOSS GAME-BY-GAME**

TACKLES FOR LOSS	UA-A	Total	CAMPBE	GSU	HAM	DELAWA	UMASS	URI	TOWSON	VU	JMU	RICHMO
Ronnie Cameron DT	8-15	15.5	2.0-10	2.0-18	1.0-1	1.0-2	2.5-10	-	3.5-18	-	3.0-12	0.5-1
Craig Wilkins LB	11-3	12.5	-	1.0-2	1.0-4	-	1.0-1	3.5-13	1.5-7	2.0-8	1.0-3	1.5-4
Chad King DE	4-3	5.5	1.5-11	0.5-2	1.0-3	0.5-3	1.0-7	1.0-7	-	DNP	DNP	DNP
Chris Burnette DT	3-4	5.0	-	-	-	-	-	1.0-2	1.0-2	1.0-7	2.0-8	-
Erik Saylor DT	4-1	4.5	-	1.0-2	-	0.5-1	2.0-13	-	-	-	1.0-1	-
Edmon McClam DT	2-4	4.0	-	-	2.0-12	0.5-1	0.5-1	-	1.0-4	-	-	-
Alex Arain LB	3-2	4.0	1.0-4	-	-	-	1.0-7	0.5-3	-	1.0-3	-	0.5-2
John Darr LB	2-3	3.5	0.5-0	0.5-4	1.0-3	-	1.0-10	-	0.5-0	-	-	-
Eriq Lewis CB	2-2	3.0	-	-	2.0-4	0.5-2	-	-	0.5-1	-	DNP	DNP
J.J. Williams LB	2-1	2.5	-	-	-	0.5-1	-	-	2.0-17	-	-	-
Aaron Evans CB	2-1	2.5	-	-	-	-	-	-	1.0-2	1.0-2	-	0.5-3
D. Guinn-Bailey DT	2-1	2.5	2.0-9	-	-	0.5-1	-	DNP	-	-	-	-
B.J. McLaughlin DE	2-1	2.5	0.5-4	-	DNP	DNP	DNP	DNP	1.0-2	1.0-6	-	-
Paul Morant SAF	2-0	2.0	-	-	-	-	-	1.0-1	-	-	1.0-7	-
Devon Simmons SAF	2-0	2.0	-	-	-	-	-	-	-	1.0-12	-	1.0-9
Fred Credle SAF	1-2	2.0	1.0-7	-	-	-	-	1.0-5	-	-	-	-
Patrick Young LB	1-1	1.5	0.5-4	1.0-1	-	-	DNP	DNP	DNP	DNP	DNP	DNP
Nate Barnes DT	1-1	1.5	0.5-1	-	DNP	-	-	-	-	1.0-5	-	-
Markell Wilkins CB	0-2	1.0	-	-	-	-	-	-	-	-	1.0-2	-
Alex Johnson DE	0-1	0.5	0.5-1	DNP	-	DNP	DNP	-	-	-	-	-

**SACKS GAME-BY-GAME**

SACKS	UA-A	Total	CAMPBE	GSU	HAM	DELAWA	UMASS	URI	TOWSON	VU	JMU	RICHMO
Ronnie Cameron DT	4-5	6.5	0.5-4	2.0-18	-	-	1.0-6	-	2.5-16	-	0.5-4	-
Chad King DE	4-1	4.5	1.0-7	0.5-2	1.0-3	-	1.0-7	1.0-7	-	DNP	DNP	DNP
Edmon McClam DT	2-1	2.5	-	-	2.0-12	-	-	-	0.5-2	-	-	-
Chris Burnette DT	2-1	2.5	-	-	-	-	-	-	-	1.0-7	1.5-6	-
Craig Wilkins LB	2-1	2.5	-	-	-	-	-	0.5-3	1.0-6	1.0-4	-	-
Alex Arain LB	2-1	2.5	-	-	-	-	1.0-7	0.5-3	-	1.0-3	-	-
Devon Simmons SAF	2-0	2.0	-	-	-	-	-	-	-	1.0-12	-	1.0-9
Erik Saylor DT	2-0	2.0	-	1.0-2	-	-	1.0-9	-	-	-	-	-
J.J. Williams LB	2-0	2.0	-	-	-	-	-	-	2.0-17	-	-	-
John Darr LB	1-1	1.5	-	0.5-4	-	-	1.0-10	-	-	-	-	-
B.J. McLaughlin DE	1-1	1.5	0.5-4	-	DNP	DNP	DNP	DNP	-	1.0-6	-	-
D. Guinn-Bailey DT	1-0	1.0	1.0-5	-	-	-	-	DNP	-	-	-	-
Patrick Young LB	0-1	0.5	0.5-4	-	-	-	DNP	DNP	DNP	DNP	DNP	DNP
Nate Barnes DT	0-1	0.5	0.5-1	-	DNP	-	-	-	-	-	-	-
Alex Johnson DE	0-1	0.5	0.5-1	DNP	-	DNP	DNP	-	-	-	-	-
Fred Credle SAF	0-1	0.5	0.5-4	-	-	-	-	-	-	-	-	-

**FUMBLES GAME-BY-GAME**

FUMBLES	No-Lost	CAMPBE	GSU	HAM	DELAWA	UMASS	URI	TOWSON	VU	JMU	RICHMO
Thomas DeMarco QB	2-0	1-0	-	-	1-0	-	-	-	-	-	-
Taylor Heinicke QB	2-1	DNP	DNP	DNP	DNP	-	-	-	-	1-0	1-1
Colby Goodwyn RB	2-2	DNP	1-1	-	1-1	-	DNP	DNP	DNP	-	-
Lorenzo Smith RB	1-1	1-1	-	DNP	DNP	DNP	-	DNP	-	DNP	-
Angus Harper RB	1-1	-	-	1-1	-	-	-	-	-	-	-
TEAM	1-1	-	-	-	DNP	-	-	1-1	DNP	-	DNP
Paul Morant	1-0	1-0	-	-	-	-	-	-	-	-	-
Antonio Vaughan WR	1-1	-	1-1	-	-	-	-	-	-	-	-
Nick Mayers WR	1-0	DNP	-	-	-	-	-	1-0	-	-	-
Aaron Evans	1-0	-	-	-	1-0	-	-	-	-	-	-
Kai Blanco TE	1-0	-	1-0	-	-	-	-	-	-	-	-

FUMBLES FORCED	Number	CAMPBE	GSU	HAM	DELAWA	UMASS	URI	TOWSON	VU	JMU	RICHMO
Devon Simmons	2	-	-	-	-	-	-	-	1	-	1
Edmon McClam	2	-	-	2	-	-	-	-	-	-	-
John Darr	2	-	-	1	-	1	-	-	-	-	-
Eriq Lewis	2	-	-	1	1	-	-	-	-	DNP	DNP
Alex Arain	1	-	-	-	-	1	-	-	-	-	-
Rick Lovato LS	1	-	-	-	1	DNP	-	-	-	-	-
Nate Barnes	1	-	-	DNP	-	-	-	-	1	-	-
Ronnie Cameron	1	-	-	-	-	1	-	-	-	-	-
Keenan Terry	1	1	-	-	-	-	-	-	-	-	-
Craig Wilkins	1	-	-	-	-	-	-	1	-	-	-
B.J. McLaughlin	1	-	-	DNP	DNP	DNP	DNP	-	1	-	-
Carvin Powell	1	-	-	-	-	1	-	-	-	-	-

FUMBLES RECOVERED	Number	CAMPBE	GSU	HAM	DELAWA	UMASS	URI	TOWSON	VU	JMU	RICHMO
John Darr	2	1	-	-	-	1	-	-	-	-	-
Keenan Terry	1	-	-	-	-	-	-	-	1	-	-
Chris Lovitt WR	1	-	-	-	1	-	-	-	-	-	-
Ronnie Cameron	1	-	-	1	-	-	-	-	-	-	-
Carvin Powell	1	-	-	-	1	-	-	-	-	-	-
Paul Morant	1	-	-	1	-	-	-	-	-	-	-
Devon Simmons	1	-	-	-	-	-	-	-	1	-	-
Craig Wilkins	1	-	-	-	-	-	-	-	1	-	-

**RETURNS GAME-BY-GAME**

<b>PUNT RETURNS</b>	<b>No-Yds</b>	<b>CAMPBE</b>	<b>GSU</b>	<b>HAM</b>	<b>DELAWA</b>	<b>UMASS</b>	<b>URI</b>	<b>TOWSON</b>	<b>VU</b>	<b>JMU</b>	<b>RICHMO</b>
Reid Evans	16-138	5-29	2-15	1-1	1-5	1-21	1-11	-	3-33	2-23	-
James Faircloth	1-33	-	-	1-33	-	-	-	-	-	-	-
Antonio Vaughan	3-19	1-16	2-3	-	-	-	-	-	-	-	-
Jakwail Bailey	1-10	-	-	-	-	1-10	-	-	-	-	-
Larry Pinkard	1-4	-	-	-	-	-	-	-	-	-	1--1
Alex Arain	1-0	-	1-0	-	-	-	-	-	-	-	-

<b>KICK RETURNS</b>	<b>No-Yds</b>	<b>CAMPBE</b>	<b>GSU</b>	<b>HAM</b>	<b>DELAWA</b>	<b>UMASS</b>	<b>URI</b>	<b>TOWSON</b>	<b>VU</b>	<b>JMU</b>	<b>RICHMO</b>
Aaron Evans	14-358	-	2-47	-	4-93	4-94	4-124	-	-	-	-
Colby Goodwyn	15-316	DNP	1-38	5-101	2-26	2-40	DNP	DNP	DNP	-	5-111
Antonio Vaughan	11-172	3-48	-	1-10	-	-	-	2-48	1-18	4-48	-
Nick Mayers	4-74	DNP	-	-	-	-	-	1-30	2-24	1-20	-
Alex Johnson	1-8	-	DNP	-	DNP	DNP	1-8	-	-	-	-
Xavier Duckett	1-5	-	-	DNP	-	-	-	1-5	-	-	-
M. Castleberry	1-4	-	-	-	-	-	-	1-4	-	-	-
Thomas DeMarco	1-4	-	-	-	1-4	-	-	-	-	-	-
TEAM	1-0	-	-	-	DNP	-	-	1-0	DNP	-	DNP
Kai Blanco	1--4	-	1--4	-	-	-	-	-	-	-	-

<b>INT. RETURNS</b>	<b>No-Yds</b>	<b>CAMPBE</b>	<b>GSU</b>	<b>HAM</b>	<b>DELAWA</b>	<b>UMASS</b>	<b>URI</b>	<b>TOWSON</b>	<b>VU</b>	<b>JMU</b>	<b>RICHMO</b>
Craig Wilkins	2-12	-	-	-	-	-	1-12	-	1-0	-	-
Paul Morant	2-20	1-12	-	-	-	-	-	-	-	-	1-8
Devon Simmons	2-33	-	1-33	-	-	1-0	-	-	-	-	-
Carvin Powell	2-18	-	1-14	-	-	-	-	1-4	-	-	-
Eriq Lewis	2-20	-	1-0	-	-	-	1-20	-	-	DNP	DNP
Markell Wilkins	1-0	-	-	-	-	1-0	-	-	-	-	-

<b>FUMBLE RETURNS</b>	<b>No-Yds</b>	<b>CAMPBE</b>	<b>GSU</b>	<b>HAM</b>	<b>DELAWA</b>	<b>UMASS</b>	<b>URI</b>	<b>TOWSON</b>	<b>VU</b>	<b>JMU</b>	<b>RICHMO</b>
Chris Lovitt	1-18	-	-	-	1-18	-	-	-	-	-	-
Devon Simmons	1-0	-	-	-	-	-	-	-	1-0	-	-

## Old Dominion Game Superlatives (as of Nov 09, 2011) All games

### INDIVIDUAL GAME HIGHS

Rushes	24	Colby Goodwyn at Georgia State (Sep 10, 2011)
Yards Rushing	184	Colby Goodwyn at Georgia State (Sep 10, 2011)
TD Rushes	2	Thomas DeMarco at Georgia State (Sep 10, 2011)
	2	Angus Harper vs Hampton (Sep 17, 2011)
	2	Thomas DeMarco vs Hampton (Sep 17, 2011)
Long Rush	64	Angus Harper vs TOWSON (Oct 15, 2011)
Pass attempts	47	Taylor Heinicke vs RICHMOND (Nov 05, 2011)
Pass completions	34	Taylor Heinicke vs RICHMOND (Nov 05, 2011)
Yards Passing	373	Taylor Heinicke vs RICHMOND (Nov 05, 2011)
TD Passes	3	Thomas DeMarco vs Massachusetts (Oct 01, 2011)
	3	Taylor Heinicke at Rhode Island (Oct 08, 2011)
	3	Taylor Heinicke vs TOWSON (Oct 15, 2011)
	3	Taylor Heinicke vs RICHMOND (Nov 05, 2011)
Long Pass	93	Taylor Heinicke vs TOWSON (Oct 15, 2011)
Receptions	12	Reid Evans vs RICHMOND (Nov 05, 2011)
Yards Receiving	166	Nick Mayers vs TOWSON (Oct 15, 2011)
TD Receptions	2	Nick Mayers vs Massachusetts (Oct 01, 2011)
	2	Larry Pinkard vs Massachusetts (Oct 01, 2011)
	2	Larry Pinkard at Rhode Island (Oct 08, 2011)
	2	Prentice Gill vs TOWSON (Oct 15, 2011)
	2	Larry Pinkard vs James Madison (Oct 29, 2011)
Long Reception	93	Nick Mayers vs TOWSON (Oct 15, 2011)
Field Goals	3	Jarod Brown vs James Madison (Oct 29, 2011)
Long Field Goal	51	Jarod Brown at Georgia State (Sep 10, 2011)
Punts	9	Jonathan Plisco at Georgia State (Sep 10, 2011)
Punting Avg	54.0	Thomas DeMarco vs CAMPBELL (Sep 03, 2011)
Long Punt	62	Jonathan Plisco at Rhode Island (Oct 08, 2011)
	62	Jonathan Plisco vs TOWSON (Oct 15, 2011)
Punts inside 20	3	Jonathan Plisco at Rhode Island (Oct 08, 2011)
	3	Jonathan Plisco at Villanova (Oct 22, 2011)
Long Punt Return	36	Blair Roberts at Georgia State (Sep 10, 2011)
Long Kickoff Return	43	Colby Goodwyn vs RICHMOND (Nov 05, 2011)
Tackles	17	Craig Wilkins vs Hampton (Sep 17, 2011)
Sacks	2.5	Ronnie Cameron vs TOWSON (Oct 15, 2011)
Tackles For Loss	3.5	Craig Wilkins at Rhode Island (Oct 08, 2011)
	3.5	Ronnie Cameron vs TOWSON (Oct 15, 2011)
Interceptions	1	Paul Morant vs CAMPBELL (Sep 03, 2011)
	1	Devon Simmons at Georgia State (Sep 10, 2011)
	1	Eriq Lewis at Georgia State (Sep 10, 2011)
	1	Carvin Powell at Georgia State (Sep 10, 2011)
	1	Devon Simmons vs Massachusetts (Oct 01, 2011)
	1	Markell Wilkins vs Massachusetts (Oct 01, 2011)
	1	Craig Wilkins at Rhode Island (Oct 08, 2011)
	1	Eriq Lewis at Rhode Island (Oct 08, 2011)
	1	Carvin Powell vs TOWSON (Oct 15, 2011)
	1	Craig Wilkins at Villanova (Oct 22, 2011)
	1	Paul Morant vs RICHMOND (Nov 05, 2011)



**Old Dominion Game Superlatives (as of Nov 09, 2011)  
All games**

**TEAM GAME HIGHS**

Rushes	54	at Georgia State (Sep 10, 2011)
Yards Rushing	282	at Georgia State (Sep 10, 2011)
Yards Per Rush	5.2	at Georgia State (Sep 10, 2011)
TD Rushes	5	vs Hampton (Sep 17, 2011)
Pass attempts	47	vs RICHMOND (Nov 05, 2011)
Pass completions	34	vs RICHMOND (Nov 05, 2011)
Yards Passing	373	vs RICHMOND (Nov 05, 2011)
Yards Per Pass	9.7	vs TOWSON (Oct 15, 2011)
TD Passes	5	vs Massachusetts (Oct 01, 2011)
Total Plays	88	vs RICHMOND (Nov 05, 2011)
Total Offense	587	vs RICHMOND (Nov 05, 2011)
Yards Per Play	7.7	vs TOWSON (Oct 15, 2011)
Points	48	vs Massachusetts (Oct 01, 2011)
Sacks By	6	vs TOWSON (Oct 15, 2011)
First Downs	33	vs RICHMOND (Nov 05, 2011)
Penalties	8	vs CAMPBELL (Sep 03, 2011)
	8	at Delaware (Sep 24, 2011)
Penalty Yards	93	vs Hampton (Sep 17, 2011)
Turnovers	3	vs CAMPBELL (Sep 03, 2011)
Interceptions By	3	at Georgia State (Sep 10, 2011)
Punts	9	at Georgia State (Sep 10, 2011)
Punting Avg	48.7	at Rhode Island (Oct 08, 2011)
Long Punt	62	at Rhode Island (Oct 08, 2011)
	62	vs TOWSON (Oct 15, 2011)
Punts inside 20	4	at Villanova (Oct 22, 2011)
Long Punt Return	36	at Georgia State (Sep 10, 2011)

**Old Dominion Game Superlatives (as of Nov 09, 2011)**  
**All games**

**OPPONENT INDIVIDUAL GAME HIGHS**

Rushes	25	J. Hernandez, vs Massachusetts (Oct 01, 2011)
Yards Rushing	148	Terrance West, vs TOWSON (Oct 15, 2011)
TD Rushes	2	Terrance West, vs TOWSON (Oct 15, 2011)
	2	SCOTT,D., vs James Madison (Oct 29, 2011)
Long Rush	54	Terrance West, vs TOWSON (Oct 15, 2011)
Pass attempts	43	Aaron Corp, vs RICHMOND (Nov 05, 2011)
Pass completions	26	Donnelly, at Delaware (Sep 24, 2011)
Yards Passing	314	Grant Enders, vs TOWSON (Oct 15, 2011)
TD Passes	3	K. Pagel, vs Massachusetts (Oct 01, 2011)
	3	Aaron Corp, vs RICHMOND (Nov 05, 2011)
Long Pass	63	Grant Enders, vs TOWSON (Oct 15, 2011)
Receptions	10	E. Igwenagu, vs Massachusetts (Oct 01, 2011)
Yards Receiving	117	White, at Delaware (Sep 24, 2011)
TD Receptions	1	DODSON, Preston, vs CAMPBELL (Sep 03, 2011)
	1	CRAMER, Jordan, vs CAMPBELL (Sep 03, 2011)
	1	HICKS,Reginald, vs Hampton (Sep 17, 2011)
	1	Jones, at Delaware (Sep 24, 2011)
	1	White, at Delaware (Sep 24, 2011)
	1	J. Talley, vs Massachusetts (Oct 01, 2011)
	1	J. Julmiste, vs Massachusetts (Oct 01, 2011)
	1	M. Michel, vs Massachusetts (Oct 01, 2011)
	1	E. Igwenagu, vs Massachusetts (Oct 01, 2011)
	1	Frazier, at Rhode Island (Oct 08, 2011)
	1	Migliarese, at Rhode Island (Oct 08, 2011)
	1	Tom Ryan, vs TOWSON (Oct 15, 2011)
	1	Tyler Wharton, vs TOWSON (Oct 15, 2011)
	1	PRICE, Joe, at Villanova (Oct 22, 2011)
	1	Ben Edwards, vs RICHMOND (Nov 05, 2011)
	1	S. Barnette, vs RICHMOND (Nov 05, 2011)
	1	Kevin Finney, vs RICHMOND (Nov 05, 2011)
Long Reception	63	Tom Ryan, vs TOWSON (Oct 15, 2011)
Field Goals	4	Baner, at Delaware (Sep 24, 2011)
Long Field Goal	47	D.J. Soven, vs TOWSON (Oct 15, 2011)
Punts	10	Hubbard, Matt, at Georgia State (Sep 10, 2011)
Punting Avg	43.6	Zaragoza, at Delaware (Sep 24, 2011)
Long Punt	60	Zaragoza, at Delaware (Sep 24, 2011)
Punts inside 20	7	Hubbard, Matt, at Georgia State (Sep 10, 2011)
Long Punt Return	45	J. Talley, vs Massachusetts (Oct 01, 2011)
Long Kickoff Return	60	Hawkins, at Delaware (Sep 24, 2011)
Tackles	17	TYLER,Delbert, vs Hampton (Sep 17, 2011)
Sacks	2.0	ROBINSON, J., vs CAMPBELL (Sep 03, 2011)
	2.0	PEDEN,Terry, vs Hampton (Sep 17, 2011)
Tackles For Loss	2.5	ROBINSON, J., vs CAMPBELL (Sep 03, 2011)
	2.5	TYLER,Delbert, vs Hampton (Sep 17, 2011)
	2.5	McGinnis, at Rhode Island (Oct 08, 2011)
	2.5	BRYANT,D.J., vs James Madison (Oct 29, 2011)
Interceptions	1	BARNES, Terrell, vs CAMPBELL (Sep 03, 2011)
	1	BURRIS, Colten, vs CAMPBELL (Sep 03, 2011)
	1	BLAKE,Justin, vs Hampton (Sep 17, 2011)
	1	Burley, at Delaware (Sep 24, 2011)
	1	D. Adeoba, vs Massachusetts (Oct 01, 2011)
	1	C. Birt, vs Massachusetts (Oct 01, 2011)
	1	Kenton Powell, vs TOWSON (Oct 15, 2011)

**Old Dominion Game Superlatives (as of Nov 09, 2011)  
All games**

**OPPONENT TEAM GAME HIGHS**

Rushes	47	vs TOWSON (Oct 15, 2011)
Yards Rushing	221	vs TOWSON (Oct 15, 2011)
Yards Per Rush	4.7	vs TOWSON (Oct 15, 2011)
TD Rushes	3	vs Hampton (Sep 17, 2011)
	3	vs TOWSON (Oct 15, 2011)
Pass attempts	50	vs Massachusetts (Oct 01, 2011)
Pass completions	32	vs Massachusetts (Oct 01, 2011)
Yards Passing	344	vs Massachusetts (Oct 01, 2011)
Yards Per Pass	8.5	vs James Madison (Oct 29, 2011)
TD Passes	4	vs Massachusetts (Oct 01, 2011)
Total Plays	88	vs Massachusetts (Oct 01, 2011)
Total Offense	535	vs TOWSON (Oct 15, 2011)
Yards Per Play	6.4	vs TOWSON (Oct 15, 2011)
Points	42	vs Hampton (Sep 17, 2011)
Sacks By	4	vs James Madison (Oct 29, 2011)
First Downs	26	vs Massachusetts (Oct 01, 2011)
	26	vs TOWSON (Oct 15, 2011)
Penalties	11	vs Massachusetts (Oct 01, 2011)
Penalty Yards	110	vs Massachusetts (Oct 01, 2011)
Turnovers	4	vs Massachusetts (Oct 01, 2011)
	4	at Villanova (Oct 22, 2011)
Interceptions By	2	vs CAMPBELL (Sep 03, 2011)
	2	vs Massachusetts (Oct 01, 2011)
Punts	10	at Georgia State (Sep 10, 2011)
Punting Avg	43.6	at Delaware (Sep 24, 2011)
Long Punt	60	at Delaware (Sep 24, 2011)
Punts inside 20	7	at Georgia State (Sep 10, 2011)
Long Punt Return	45	vs Massachusetts (Oct 01, 2011)

# Old Dominion (8 - 2 - 0)

Thru: 11/05/2011 - Week 10

## TEAM RANKINGS

120 teams ranked in Football Championship Subdivision  
11 teams ranked in the Colonial Conference

### 2011 SCHEDULE AND RESULTS

8-2 W-3

Colonial Conference Record: 5-2

Sat 09/03/2011	CAMPBELL *	41 - 14	W
Sat 09/10/2011	@ Georgia St.	40 - 17	W
Sat 09/17/2011	HAMPTON *	45 - 42	W
Sat 09/24/2011	@ Delaware	17 - 27	L
Sat 10/01/2011	MASSACHUSETTS *	48 - 33	W
Sat 10/08/2011	@ Rhode Island	31 - 23	W
Sat 10/15/2011	TOWSON	35 - 39	L
Sat 10/22/2011	@ Villanova	37 - 14	W
Sat 10/29/2011	JAMES MADISON	23 - 20	W
Sat 11/05/2011	RICHMOND	42 - 28	W
Sat 11/12/2011	@ William & Mary		

HOME GAME IN CAPS \* Night Game ^ Neutral Site  
OT Overtime Game

Category	National Rank	Actual	National Leader	Actual	Conf Rank	Colonial Conference Leader	Actual
Rushing Offense	44	167.90	Wofford	374.22	3	Towson	238.44
Passing Offense	25	258.60	Morehead St.	357.22	3	New Hampshire	278.22
Total Offense	18	426.50	Lehigh	480.22	3	Towson	438.89
Scoring Offense	10	35.90	Sam Houston St.	39.44	1	Old Dominion	35.90
Rushing Defense	15	109.00	Sam Houston St.	55.78	2	James Madison	99.56
Pass Efficiency Defense	42	120.09	Jackson St.	91.87	3	Delaware	105.45
Total Defense	52	350.30	Texas Southern	221.33	6	James Madison	311.11
Scoring Defense	58	25.70	Sam Houston St.	12.00	6	James Madison	20.22
Net Punting	6	37.94	Fordham	42.17	1	Old Dominion	37.94
Punt Returns	30	10.43	Wofford	22.17	2	New Hampshire	10.70
Kickoff Returns	94	18.74	Stony Brook	27.95	10	Delaware	23.89
Turnover Margin	28	.70	Bucknell	2.56	1	Old Dominion	.70
Pass Defense	100	241.30	Elon	117.89	9	Maine	183.33
Passing Efficiency	21	143.25	Furman	178.88	3	New Hampshire	155.92
Sacks	10	3.30	Stephen F. Austin	4.00	2	James Madison	3.33
Tackles For Loss	19	7.80	Stephen F. Austin	9.33	2	Rhode Island	7.89
Sacks Allowed	51	1.80	Tenn.-Martin	.33	3	Rhode Island	1.44

T=tied at this ranking

## PLAYER RANKINGS

Player must have played in 75% of team's games  
Summary of the top 100 national leaders and top 25 conference leaders  
15 categories ranked

Category	Player	National Rank	Actual	National Leader	Actual	Conf Rank	Colonial Conference Leader	Actual
Rushing	Angus Harper		46.30	Bell (Indiana St.)	147.44	11	Grimes (William & Mary)	111.00
Passing Efficiency (Min. 15 Att./Game)	Thomas DeMarco	58	125.92	Forcier (Furman)	183.79	6	Decker (New Hampshire)	159.53
Total Offense	Thomas DeMarco		116.50	Lum (Lehigh)	351.22	9	Decker (New Hampshire)	315.89
	Angus Harper		46.30			20		
Receptions Per Game	Nick Mayers	T-57	4.67	Rumble (Idaho St.)	10.89	7	Gray (Richmond)	8.44
	Reid Evans		4.10			11		
	Antonio Vaughan		4.00			T-12		
Receiving Yards Per Game	Nick Mayers	100	54.67	Mellette (Elon)	139.89	8	Gray (Richmond)	108.56
	Reid Evans		47.20			12		
	Antonio Vaughan		43.10			16		
	Larry Pinkard		37.00			25		
Interceptions	Eriq Lewis	T-100	.25	Robertson (Bucknell)	1.11	T-12	Pitts (Villanova)	.56
	Devon Simmons		.20			T-25		
	Craig Wilkins		.20			T-25		
	Paul Morant		.20			T-25		
	Carvin Powell		.20			T-25		
Punting (Min. 3.6 Punts/Game)	Jonathan Plisco	2	46.32	Harrington (Idaho St.)	48.60	1	Plisco (Old Dominion)	46.32
Punt Returns (Min. 1.2 Ret./Game)	Reid Evans	28	8.62	Estelle (Tenn.-Martin)	19.60	3	Coston (Maine)	10.88
Kickoff Returns (Min. 1.2 Ret./Game)	Aaron Evans	26	25.57	Fogg (Liberty)	34.94	5	Johnson (Delaware)	28.08
Field Goals	Jarod Brown	T-15	1.40	Yaw (Samford)	2.00	2	MacArthur (New Hampshire)	1.44
Scoring	Jarod Brown	T-20	8.50	West (Towson)	14.00	3	West (Towson)	14.00
	Larry Pinkard		4.80			15		
All-Purpose Runners	Antonio Vaughan		72.10	James (San Diego)	224.00	20	Grimes (William & Mary)	210.22
	Nick Mayers		66.11			24		
Sacks	Ronnie Cameron	T-51	.65	Hamilton (Prairie View)	1.72	4	Cole (Maine)	.78
Tackles	Craig Wilkins	46	9.30	Bowman (St. Francis (PA))	13.80	7	Evans (New Hampshire)	13.67
Tackles For Loss	Ronnie Cameron	T-23	1.55	Hamilton (Prairie View)	2.61	1	Cameron (Old Dominion)	1.55
	Craig Wilkins	T-49	1.25			4		

T=tied at this ranking

**Old Dominion Overall Team Statistics (as of Nov 05, 2011)**  
**All games**

<b>Team Statistics</b>	<b>ODU</b>	<b>OPP</b>
SCORING	359	257
Points Per Game	35.9	25.7
FIRST DOWNS	215	202
Rushing	76	69
Passing	126	116
Penalty	13	17
RUSHING YARDAGE	1679	1090
Yards gained rushing	1898	1499
Yards lost rushing	219	409
Rushing Attempts	391	375
Average Per Rush	4.3	2.9
Average Per Game	167.9	109.0
TDs Rushing	20	13
PASSING YARDAGE	2586	2413
Comp-Att-Int	237-358-7	222-382-11
Average Per Pass	7.2	6.3
Average Per Catch	10.9	10.9
Average Per Game	258.6	241.3
TDs Passing	22	17
TOTAL OFFENSE	4265	3503
Total Plays	749	757
Average Per Play	5.7	4.6
Average Per Game	426.5	350.3
KICK RETURNS: #-Yards	50-937	63-1352
PUNT RETURNS: #-Yards	23-240	21-254
INT RETURNS: #-Yards	11-103	7-45
KICK RETURN AVERAGE	18.7	21.5
PUNT RETURN AVERAGE	10.4	12.1
INT RETURN AVERAGE	9.4	6.4
FUMBLES-LOST	14-7	24-10
PENALTIES-Yards	63-575	55-466
Average Per Game	57.5	46.6
PUNTS-Yards	53-2405	54-2171
Average Per Punt	45.4	40.2
Net punt average	37.9	35.4
TIME OF POSSESSION/Game	28:28	31:27
3RD-DOWN Conversions	60/155	64/168
3rd-Down Pct	39%	38%
4TH-DOWN Conversions	15/24	15/28
4th-Down Pct	62%	54%
SACKS BY-Yards	33-215	18-131
MISC YARDS	30	0
TOUCHDOWNS SCORED	45	32
FIELD GOALS-ATTEMPTS	14-18	11-16
ON-SIDE KICKS	2-2	1-1
RED-ZONE SCORES	(37-43) 86%	(32-39) 82%
RED-ZONE TOUCHDOWNS	(29-43) 67%	(25-39) 64%
PAT-ATTEMPTS	(41-42) 98%	(24-27) 89%
ATTENDANCE	118908	39987
Games/Avg Per Game	6/19818	4/9997
Neutral Site Games		0/0

<b>Score by Quarters</b>	<b>1st</b>	<b>2nd</b>	<b>3rd</b>	<b>4th</b>	<b>oT</b>	<b>Total</b>
Old Dominion	90	118	75	76	0	359
Opponents	66	77	57	57	0	257

## Old Dominion Overall Individual Statistics (as of Nov 05, 2011)

### All games

<b>Rushing</b>	<b>gp</b>	<b>att</b>	<b>gain</b>	<b>loss</b>	<b>net</b>	<b>avg</b>	<b>td</b>	<b>lg</b>	<b>avg/g</b>
Angus Harper	10	106	494	31	463	4.4	6	64	46.3
Colby Goodwyn	6	98	481	20	461	4.7	3	53	76.8
Taylor Heinicke	6	46	297	92	205	4.5	2	33	34.2
Lorenzo Smith	5	29	170	0	170	5.9	1	53	34.0
Thomas DeMarco	10	52	179	48	131	2.5	5	16	13.1
Antonio Vaughan	10	6	99	0	99	16.5	1	38	9.9
Tyree Lee	3	36	103	6	97	2.7	2	13	32.3
Jonathan Plisco	9	2	33	0	33	16.5	0	18	3.7
Nick Mayers	9	10	39	10	29	2.9	0	14	3.2
Rashad Manley	1	1	3	0	3	3.0	0	3	3.0
TEAM	7	5	0	12	-12	-2.4	0	0	-1.7
Total	10	391	1898	219	1679	4.3	20	64	167.9
Opponents	10	375	1499	409	1090	2.9	13	54	109.0

<b>Passing</b>	<b>gp</b>	<b>effic</b>	<b>comp-att-int</b>	<b>pct</b>	<b>yds</b>	<b>td</b>	<b>lg</b>	<b>avg/g</b>
Taylor Heinicke	6	158.89	135-194-1	69.6	1497	15	93	249.5
Thomas DeMarco	10	125.92	99-158-5	62.7	1034	7	43	103.4
Nate Ong	4	112.40	3-5-1	60.0	55	0	32	13.8
TEAM	7	0.00	0-1-0	0.0	0	0	0	0.0
Total	10	143.25	237-358-7	66.2	2586	22	93	258.6
Opponents	10	120.10	222-382-11	58.1	2413	17	63	241.3

<b>Receiving</b>	<b>gp</b>	<b>no.</b>	<b>yds</b>	<b>avg</b>	<b>td</b>	<b>lg</b>	<b>avg/g</b>
Nick Mayers	9	42	492	11.7	5	93	54.7
Reid Evans	10	41	472	11.5	2	56	47.2
Antonio Vaughan	10	40	431	10.8	4	43	43.1
Larry Pinkard	10	27	370	13.7	7	38	37.0
Prentice Gill	10	26	311	12.0	3	40	31.1
Angus Harper	10	20	154	7.7	0	25	15.4
Colby Goodwyn	6	14	96	6.9	0	15	16.0
Jakwail Bailey	10	9	93	10.3	0	34	9.3
Kai Blanco	10	7	74	10.6	1	26	7.4
Blair Roberts	8	3	55	18.3	0	32	6.9
Marquel Thomas	6	2	20	10.0	0	11	3.3
Chris Lovitt	10	2	15	7.5	0	12	1.5
Tyree Lee	3	2	2	1.0	0	5	0.7
Dorian Jackson	4	2	1	0.5	0	1	0.2
Total	10	237	2586	10.9	22	93	258.6
Opponents	10	222	2413	10.9	17	63	241.3

<b>Punt Returns</b>	<b>no.</b>	<b>yds</b>	<b>avg</b>	<b>td</b>	<b>lg</b>
Reid Evans	16	138	8.6	0	28
Antonio Vaughan	3	19	6.3	0	16
Jakwail Bailey	1	10	10.0	0	0
Larry Pinkard	1	4	4.0	1	5
James Faircloth	1	33	33.0	0	0
Alex Arain	1	0	0.0	0	0
Blair Roberts	0	36	0.0	1	36
Total	23	240	10.4	2	36
Opponents	21	254	12.1	0	45

<b>Interceptions</b>	<b>no.</b>	<b>yds</b>	<b>avg</b>	<b>td</b>	<b>lg</b>
Craig Wilkins	2	12	6.0	0	12
Eriq Lewis	2	20	10.0	0	20
Devon Simmons	2	33	16.5	0	33
Paul Morant	2	20	10.0	0	12
Carvin Powell	2	18	9.0	0	14
Markell Wilkins	1	0	0.0	0	0
Total	11	103	9.4	0	33
Opponents	7	45	6.4	0	19

<b>Kick Returns</b>	<b>no.</b>	<b>yds</b>	<b>avg</b>	<b>td</b>	<b>lg</b>
Colby Goodwyn	15	316	21.1	0	43
Aaron Evans	14	358	25.6	0	38
Antonio Vaughan	11	172	15.6	0	30
Nick Mayers	4	74	18.5	0	30
M. Castleberry	1	4	4.0	0	4
Xavier Duckett	1	5	5.0	0	5
TEAM	1	0	0.0	0	0
Thomas DeMarco	1	4	4.0	0	4
Alex Johnson	1	8	8.0	0	8
Kai Blanco	1	-4	-4.0	0	0
Total	50	937	18.7	0	43
Opponents	63	1352	21.5	0	60

<b>Fumble Returns</b>	<b>no.</b>	<b>yds</b>	<b>avg</b>	<b>td</b>	<b>lg</b>
Devon Simmons	1	0	0.0	0	0
Chris Lovitt	1	18	18.0	1	18
Total	2	18	9.0	1	18
Opponents	3	231	77.0	2	96

**Old Dominion Overall Individual Statistics (as of Nov 05, 2011)**  
**All games**

Scoring	td	fg	PAT				dpx	saf	pts
			kick	rush	rcv	pass			
Jarod Brown	-	14-18	41-42	1-1	-	-	-	-	85
Larry Pinkard	8	-	-	-	-	-	-	-	48
Angus Harper	6	-	-	-	-	-	-	-	36
Thomas DeMarco	5	-	-	1-1	-	-	-	-	32
Nick Mayers	5	-	-	-	-	-	-	-	30
Antonio Vaughan	5	-	-	-	-	-	-	-	30
Colby Goodwyn	3	-	-	-	-	-	-	-	18
Prentice Gill	3	-	-	-	-	-	-	-	18
Taylor Heinicke	2	-	-	-	-	-	-	-	12
Tyree Lee	2	-	-	-	-	-	-	-	12
Reid Evans	2	-	-	-	-	-	-	-	12
Blair Roberts	1	-	-	-	-	-	-	-	6
Kai Blanco	1	-	-	0-1	-	-	-	-	6
Lorenzo Smith	1	-	-	-	-	-	-	-	6
Chris Lovitt	1	-	-	-	-	-	-	-	6
Jakwail Bailey	-	-	-	-	-	-	1	-	2
<b>Total</b>	<b>45</b>	<b>14-18</b>	<b>41-42</b>	<b>2-3</b>	<b>-</b>	<b>-</b>	<b>-</b>	<b>1</b>	<b>359</b>
<b>Opponents</b>	<b>32</b>	<b>11-16</b>	<b>24-27</b>	<b>-</b>	<b>4</b>	<b>4-5</b>	<b>-</b>	<b>-</b>	<b>257</b>

Total Offense	g	plays	rush	pass	total	avg/g
Taylor Heinicke	6	240	205	1497	1702	283.7
Thomas DeMarco	10	210	131	1034	1165	116.5
Angus Harper	10	106	463	0	463	46.3
Colby Goodwyn	6	98	461	0	461	76.8
Lorenzo Smith	5	29	170	0	170	34.0
Antonio Vaughan	10	6	99	0	99	9.9
Tyree Lee	3	36	97	0	97	32.3
Nate Ong	4	5	0	55	55	13.8
Jonathan Plisco	9	2	33	0	33	3.7
Nick Mayers	9	10	29	0	29	3.2
Rashad Manley	1	1	3	0	3	3.0
<b>TEAM</b>	<b>7</b>	<b>6</b>	<b>-12</b>	<b>0</b>	<b>-12</b>	<b>-1.7</b>
<b>Total</b>	<b>10</b>	<b>749</b>	<b>1679</b>	<b>2586</b>	<b>4265</b>	<b>426.5</b>
<b>Opponents</b>	<b>10</b>	<b>757</b>	<b>1090</b>	<b>2413</b>	<b>3503</b>	<b>350.3</b>

Field Goals	fg	pct.	01-19	20-29	30-39	40-49	50-99	lg	blk
Jarod Brown	14-18	77.8	1-1	4-4	3-3	5-8	1-2	51	1

FG Sequence	Old Dominion	Opponents
CAMPBELL	(32),(45)	-
Georgia State	(51),(45)	(26)
Hampton	(42)	(32),(37)
Delaware	(20)	48,(40),(39),25,(20),(43)
Massachusetts	(43),51	-
Rhode Island	43,(22)	(38)
TOWSON	-	(47)
Villanova	(32)	-
James Madison	45,(19),(40),(25)	(32),(23),51,47
RICHMOND	(37),(23),46	41

Punting	no.	yds	avg	lg	tb	fc	i20	50+	blk
Jonathan Plisco	47	2177	46.3	62	6	6	11	19	0
Thomas DeMarco	4	156	39.0	54	1	0	3	1	0
Taylor Heinicke	2	72	36.0	38	0	0	2	0	0
<b>Total</b>	<b>53</b>	<b>2405</b>	<b>45.4</b>	<b>62</b>	<b>7</b>	<b>6</b>	<b>16</b>	<b>20</b>	<b>0</b>
<b>Opponents</b>	<b>54</b>	<b>2171</b>	<b>40.2</b>	<b>60</b>	<b>1</b>	<b>17</b>	<b>19</b>	<b>2</b>	<b>5</b>

Kickoffs	no.	yds	avg	tb	ob	retn	net	ydln
Jarod Brown	67	3966	59.2	1	1			
<b>Total</b>	<b>67</b>	<b>3966</b>	<b>59.2</b>	<b>1</b>	<b>1</b>	<b>21.5</b>	<b>38.7</b>	<b>31</b>
<b>Opponents</b>	<b>53</b>	<b>3028</b>	<b>57.1</b>	<b>1</b>	<b>2</b>	<b>18.7</b>	<b>39.1</b>	<b>30</b>

Numbers in (parentheses) indicate field goal was made.

**Old Dominion Overall Individual Statistics (as of Nov 05, 2011)**  
**All games**

<u>All Purpose</u>	<u>g</u>	<u>rush</u>	<u>rcv</u>	<u>pr</u>	<u>kr</u>	<u>ir</u>	<u>total</u>	<u>avg/g</u>
Colby Goodwyn	6	461	96	0	316	0	873	145.5
Antonio Vaughn	10	99	431	19	172	0	721	72.1
Angus Harper	10	463	154	0	0	0	617	61.7
Reid Evans	10	0	472	138	0	0	610	61.0
Nick Mayers	9	29	492	0	74	0	595	66.1
Larry Pinkard	10	0	370	4	0	0	374	37.4
Aaron Evans	10	0	0	0	358	0	358	35.8
Prentice Gill	10	0	311	0	0	0	311	31.1
Taylor Heinicke	6	205	0	0	0	0	205	34.2
Lorenzo Smith	5	170	0	0	0	0	170	34.0
Thomas DeMarc	10	131	0	0	4	0	135	13.5
Jakwail Bailey	10	0	93	10	0	0	103	10.3
Tyree Lee	3	97	2	0	0	0	99	33.0
Blair Roberts	8	0	55	36	0	0	91	11.4
Kai Blanco	10	0	74	0	-4	0	70	7.0
Jonathan Plisco	9	33	0	0	0	0	33	3.7
Devon Simmons	10	0	0	0	0	33	33	3.3
James Faircloth	10	0	0	33	0	0	33	3.3
Eriq Lewis	8	0	0	0	0	20	20	2.5
Paul Morant	10	0	0	0	0	20	20	2.0
Marquel Thomas	6	0	20	0	0	0	20	3.3
Carvin Powell	10	0	0	0	0	18	18	1.8
Chris Lovitt	10	0	15	0	0	0	15	1.5
Craig Wilkins	10	0	0	0	0	12	12	1.2
Alex Johnson	7	0	0	0	8	0	8	1.1
Xavier Duckett	9	0	0	0	5	0	5	0.6
M. Castleberry	10	0	0	0	4	0	4	0.4
Rashad Manley	1	3	0	0	0	0	3	3.0
Dorian Jackson	4	0	1	0	0	0	1	0.2
TEAM	7	-12	0	0	0	0	-12	-1.7
Total	10	1679	2586	240	937	103	5545	554.5
Opponents	10	1090	2413	254	1352	45	5154	515.4



**Old Dominion Overall Defensive Statistics (as of Nov 05, 2011)**  
**All games**

#	Defensive Leaders	gp	Tackles				tfl/yds	Sacks no-yds	Pass defense			Fumbles		blkd	
			ua	a	tot				int-yds	brup	qbh	rcv-yds	ff	kick	saf
12	Craig Wilkins	10	51	42	93	12.5-42	2.5-13	2-12	2	2	1-0	1	1	.	
96	Ronnie Cameron	10	23	39	62	15.5-72	6.5-48	.	.	7	1-0	1	.	.	
34	J.J. Williams	10	25	30	55	2.5-18	2.0-17	.	2	2	.	.	.	.	
6	Alex Arain	10	26	20	46	4.0-19	2.5-13	.	3	.	.	1	1	.	
10	Devon Simmons	10	27	18	45	2.0-21	2.0-21	2-33	2	1	1-0	2	.	.	
27	Carvin Powell	10	34	10	44	.	.	2-18	.	.	1-0	1	.	.	
46	John Darr	10	17	25	42	3.5-17	1.5-14	.	.	1	2-0	2	.	.	
90	Chris Burnette	10	14	25	39	5.0-19	2.5-13	.	1	3	.	.	1	.	
42	Keenan Terry	10	20	17	37	.	.	.	1	.	1-0	1	.	.	
20	Paul Morant	10	21	13	34	2.0-8	.	2-20	4	.	1-0	.	1	.	
26	Eriq Lewis	8	23	9	32	3.0-7	.	2-20	8	.	.	2	.	.	
93	Chad King	7	17	14	31	5.5-33	4.5-26	.	5	1	.	.	.	.	
51	Michael Colbert	9	13	17	30	.	.	.	1	.	.	.	.	.	
97	Edmon McClam	10	8	20	28	4.0-18	2.5-14	.	.	3	.	2	.	.	
28	Markell Wilkins	10	14	13	27	1.0-2	.	1-0	.	1	.	.	.	.	
15	Aaron Evans	10	15	10	25	2.5-7	.	.	4	.	.	.	.	.	
16	Fred Credle	10	10	9	19	2.0-12	0.5-4	.	1	.	.	.	.	.	
40	B.J. McLaughlin	6	7	6	13	2.5-12	1.5-10	.	3	.	.	1	.	.	
55	Erik Saylor	10	5	7	12	4.5-17	2.0-11	.	.	1	.	.	.	.	
54	D. Guinn-Bailey	9	6	5	11	2.5-10	1.0-5	.	.	2	.	.	.	.	
52	Xavier Duckett	9	4	6	10	.	.	.	.	.	.	.	.	.	
98	Alex Johnson	7	3	6	9	0.5-1	0.5-1	.	.	.	.	.	.	.	
22	T.J. Cowart	2	4	4	8	.	.	.	.	.	.	.	.	.	
7	Nick Mayers	9	3	5	8	.	.	.	.	.	.	.	.	.	
48	Preston Smith	8	2	6	8	.	.	.	.	.	.	.	.	.	
56	James Faircloth	10	3	3	6	.	.	.	.	.	.	.	1	.	
30	Neal Hale	10	3	3	6	.	.	.	.	.	.	.	.	.	
29	Patrick Young	4	1	5	6	1.5-5	0.5-4	.	1	2	.	.	.	.	
95	Nate Barnes	9	1	4	5	1.5-6	0.5-1	.	.	1	.	1	.	.	
80	Blair Roberts	8	1	2	3	.	.	.	.	.	.	.	.	.	
39	Jarod Brown	10	1	2	3	.	.	.	.	.	.	.	.	.	
57	Robbie Duncan	10	1	2	3	.	.	.	.	.	.	.	.	.	
9	Larry Pinkard	10	1	2	3	.	.	.	.	.	.	.	.	.	
50	Rick Lovato	9	2	.	2	.	.	.	.	.	.	1	.	.	
1	Prentice Gill	10	.	1	1	.	.	.	.	.	.	.	.	.	
4	Reid Evans	10	.	1	1	.	.	.	.	.	.	.	.	.	
23	Reggie Owens	1	1	.	1	.	.	.	.	.	.	.	.	.	
24	Lorenzo Smith	5	1	.	1	.	.	.	.	.	.	.	.	.	
81	Jakwail Bailey	10	1	.	1	.	.	.	.	.	.	.	2	1	
73	Jack Lowney	10	1	.	1	.	.	.	.	.	.	.	.	.	
11	Nate Ong	4	.	1	1	.	.	.	.	.	.	.	.	.	
2	Tommy Reamon	2	.	1	1	.	.	.	.	.	.	.	.	.	
44	Darryl Brown	1	.	.	.	.	.	.	1	.	.	.	.	.	
85	Chris Lovitt	10	.	.	.	.	.	.	.	.	1-18	.	.	.	
Total		10	410	403	813	78-346	33-215	11-103	39	27	9-18	16	7	1	
Opponents		10	402	434	836	54-221	18-131	7-45	22	19	6-231	8	1	.	

