



47 All-Americans ■ 12 Bowl Games ■ 21 Conference Players of Year ■ 12 Conference Championships

MIDDLE TENNESSEE BLUE RAIDER FOOTBALL

GAME 11

MIDDLE TENNESSEE (5-5; 3-3) VS OLD DOMINION (4-6; 3-3)

Saturday, Nov. 20, 2021 ■ 2:30 PM CT ■ Murfreesboro, TN ■ Floyd Stadium (30,788)



BLUE RAIDERS

Head Coach: Rick Stockstill
Record at MT: 99-97-0
Career Record: 99-97-0
Conference: C-USA



MONARCHS

Head Coach: Ricky Rahne
Record at ODU: 4-6 (2nd)
Career Record: 4-6 (2nd)
Conference: C-USA

SERIES HISTORY

Overall MT leads 4-0
Home 2-0
Away 2-0
Streak W4
Last Meeting MT 38, ODU 17 (2019)

TELEVISION: ESPN+

Play-by-play Jake Rose
Analyst Jeremy Kellem

RADIO: BLUE RAIDER NETWORK

Local: WGNS 1450 AM/100.5 FM/101.9 FM
Nashville: The Game 102.5 FM/97.5 FM
Play-by-play Chip Walters (31st season)
Analyst Wes Counts (6th Season)
Spotter Wayne Groce (41st season)

SOCIAL MEDIA

Twitter/Instagram @MT_FB
Facebook Blue Raider Football

ATHLETIC COMMUNICATIONS

Address 1672 Greenland Drive 37132
Phone 615-898-2968
Website GoBlueRaiders.com
Associate AD Mark Owens
Email owens@goblueraiders.com
Office 615-898-5057
Cell 615-631-9520
Twitter @MarkOwens5
Instagram MarkOwens5
Associate (secondary) Tony Stinnett
Assistant Thomas Donley
Media Specialist Nathan Wallach
Social Media Coordinator Matt Posey
Video Intern Grant Swinton
Video Intern Reed Sellers
Staff Writer Sam Doughton
Athletic Comm. Asst. Carson Herbert
Athletic Comm. Asst. Jonathan Caudle
Athletic Comm. Asst. Braydin Sik
Student Intern Nolan Jamison
Photographer Emily Cole, Kaitlyn Hungerford

STATISTICAL LEADERS (2021)

Run Mobley: 49 carries, 231 yds, 2 TDs
Pass Vattiato: 68.7%, 368 yds, 4 TDs
Rec Marshall: 40 rec, 477 yds, 6 TDs
Scoring Rankin: 53 pts
Tackles Blankenship: 90
TFL Ferguson: 13.5
Sacks Ferguson: 7.5
INT Riley: 5-153

OPENING KICK

► The Blue Raiders have gained **29** turnovers this season and 19 of those have come at home in just four games. The 29 turnovers lead the nation.

► RS Freshman **Quincy Riley**, who has played in just six games, ranks second nationally with five interceptions. The five picks also equal the 10th most in a season at MT.

► MT has picked off 15 passes this season to rank **T1st** in C-USA and **T3rd** nationally.

► MT has **13** current players on its roster competing with a degree in hand. The student-athletes are Amir Rasul, Reed Blankenship, Jarrin Pierce, Will Gilchrist, Alex Usry, Cody Smith, Eric Magwood, Martell Pettaway, Raheme Fuller, Ja'Kerrius Wyatt, Wayne Parks, Chase Cunningham, and CJ Windham.

► MT is **41-27** all-time in C-USA play (2018 title game not included) and is averaging 184.3 yards rushing per game.

► **Consecutive Start Leaders:** Jarrin Pierce (20), Greg Grate (20), and Reed Blankenship (19).

► Under Rick Stockstill, the Blue Raiders have been involved in 27 games that were decided in the final minute of regulation or overtime. The team is 16-11 in those games and have won 12 of the last 17.

► Rick Stockstill is third on the school's all-time wins list with **99** victories.

► In 196 games under Rick Stockstill, the Blue Raiders are **+28** in turnover margin.

► MT has scored 30 or more points **87** times in 196 games under Rick Stockstill.

► Between Rick Stockstill, Tommy West and Scott Shafer the MT staff has a combined **33** years of head coaching experience with all but one year at the FBS level.

► The 2021 season is the **107th** for Blue Raider football and the 23rd at the FBS level.



Freshman QB Nick Vattiato bounced back in a big way in his second career start last week. Vattiato completed 20 of 24 passes, rushed for 25 yards and had no turnovers. In both starts he has led a scoring drive on the opening possession of the game.

BLANKENSHIP SETS RECORD

With 13 tackles at Charlotte, Reed Blankenship became the Blue Raiders' all-time leader in tackles. He broke a 35-year old record. His 399 ranks **4th** nationally among active players.

TT	Player	Years
399	Reed Blankenship	2017-Pre.
344	Roosevelt Colvard	1983-86
331	Robbie Ridings	1979-82
331	Stan Wright	1976-79
323	T.T. Barber	2012-15
313	Jovante Moffatt	2015-19
313	Dennis Mix	1979-82
312	Kevin Byard	2011-15
303	Melvin Boyd	1973-75

2021 SCHEDULE



Monmouth
Sept. 4
W, 50-15
ESPN3



at #19 VT
Sept. 11
L, 35-14
ACCNX



at UTSA
Sept. 18
L, 13-27
ESPN+



at Charlotte
Sept. 24
L, 39-42
CBS Sports



Marshall
Oct. 2
W, 34-28
Stadium



at Liberty
Oct. 9
L, 13-41
ESPN3



at UConn
Oct. 22
W, 44-13
CBS Sports



So. Miss
Oct. 30
W, 35-10
ESPN+



at WKU
Nov. 6
L, 48-21
Stadium



FIU
Nov. 13
W, 50-10
ESPN3



ODU
Nov. 20
2:30 PM
ESPN+



at FAU
Nov. 27
6:00 PM
Stadium

QUICK FACTS

UNIVERSITY INFORMATION

Location.....Murfreesboro, TN 37132
 Founded.....1911
 Enrollment.....22,080
 Conference.....Conference USA
 Nickname.....Blue Raiders
 Colors.....Royal Blue and White
 President.....Sidney McPhee
 Alma Mater.....Prairie View, 1976
 Director of Athletics.....Chris Massaro
 Alma Mater.....Northern Colorado, 1983
 Faculty Representative.....Terry Whiteside
 NCAA Division.....FBS (17 sports; 8M/9W)
 Band.....Band of Blue

FOOTBALL INFORMATION

First Year of Football.....1911
 First Year of I-A (FBS) Football.....1999
 Overall Record (Years).....594-449-28 (106)
 Bowl Game Record.....4-8
 Last Bowl Game.....2018 (New Orleans Bowl)
 Stadium.....Johnny Floyd (Horace Jones Field)
 Year Opened.....1933
 Capacity.....30,788
 Record at Floyd Stadium.....304-126-13
 Playing Surface.....Synthetic Turf, 2014
 2020 Record.....3-6 (2-4 C-USA/5th in East)
 Offense.....Multiple
 Defense.....4-3 Multiple
 Lettermen Returning/Lost.....50/15
 Lost.....6 offense, 7 defense, 2 specialists
 Returning.....21 offense, 26 defense, 3 specialist
 Offensive Starters Returning/Lost.....9/2
 Defensive Starters Returning/Lost.....9/2

FOOTBALL STAFF

Head Coach.....Rick Stockstill (FSU, 1982)
 MT Record: 99-97
 Career Record: Same
 Offensive Coordinator/QBs.....Brent Dearmon
 Defensive Coordinator/Safeties.....Scott Shafer
 Defensive Line.....Tommy West
 Wide Receivers.....Brent Stockstill
 Offensive Line.....Rick Mallory
 Running Backs.....Jeff Beckles
 Linebackers.....Siriki Diabate
 Off. Tackles/Run & Special Teams Coord. Mike Polly
 Defensive Line/Rec. Coord.....Dustin Royston
 Cornerbacks.....Kenneth Gilstrap
 Director of Football Operations.....Brent Brock
 Director of Player Personnel.....Eli Miller
 Strength Coach.....Matt Hickmann
 Athletic Trainer.....Keith Bunch
 Video Coordinator/Ops.....Erik Bartlett
 Asst. AD/Equipment Manager.....Larry Maples
 Offensive GA.....Brady Moyers
 Offensive GA.....Josh Qualls
 Defensive GA.....Azar Wilson
 Defensive GA.....Nic Woodley
 Offensive Quality Control.....Cam Curtis
 Defensive Quality Control.....Blake Catlett
 Recruiting Assistant.....Sydney Spears
 Administrative Aid.....Jan Worley
 Team Security.....Scott Miller, Brenna Smith

A LOOK AT THE SERIES

► The Blue Raiders and Monarchs will be meeting for the fifth time in football. The Blue Raiders hold a 4-0 advantage in the series, which began in 2014. MT has won both contests at Floyd Stadium in 2017 and 2019, along with both times in Norfolk (2014 and 2018).
 ► The average score in the series is 43-18 in favor of MT.

BLUE RAIDERS AT FLOYD STADIUM

► Since Floyd Stadium opened in 1933, the Blue Raiders have compiled an overall mark of **304-126-13** (.700), including a record 31-game win streak from 1987-94.
 ► Under Rick Stockstill, the Blue Raiders are **56-29** overall at Floyd Stadium and 42-17 in conference games (26-7 vs C-USA). MT has a **37-13** record at home in its last 50 games.

GOING FOR 100

► With a win over Old Dominion, Middle Tennessee Head Coach Rick Stockstill will reach the 100-win plateau. Stockstill is one of just three Blue Raider coaches to garner at least 100 wins with Charles Murphy (155) and Boots Donnelly (140) the others. He would be the 30th active coach in the FBS ranks with at least 100 wins.

NATIONAL LEADERS IN FORCED TURNOVERS

► The Middle Tennessee defense has had its share of inconsistency this season but the unit is excelling in gaining turnovers. After 10 games, MT has gained **29** turnovers to lead the nation with 14 fumble recoveries and 15 interceptions. MT forced six turnovers against Marshall, which went down as the most since the Blue Raiders forced seven against Charlotte in 2015, and also turned USM over five times (21 total in the last five games). The **29** turnovers are the most since 2013 when the Blue Raiders had **33** (also had 33 in 2009). The 33 turnovers are the most in the FBS era (since 1998).

LANE LEADS NATION

► Freshman **Jaylin Lane** enters game 11 leading the nation in punt return average at **21.4** yards a return. Lane has 11 returns on the season, including a 70-yard TD in the opener against Monmouth. The 21.4-yard average currently ranks as the second-best single-season average in school history.

DEFENSE FINDING THE ENDZONE

► The Blue Raider defense has been incredible this year in forcing turnovers but equally impressive in reaching the endzone. The defense has scored **five** times this year to rank tied for **third** nationally with three interceptions for scores and two fumble returns. The five scores are the most by a Blue Raider defense since 2013 when that unit also had five scores.

BLOCK PARTY

► Middle Tennessee owns four blocked kicks this season to rank fourth nationally and the four blocks are the most by the Blue Raiders since they had five rejections in 2014. The Blue Raiders have two blocked punts and two blocked field goals with three of the four credited to defensive linemen. Under Rick Stockstill, the Blue Raiders have blocked at least one kick all 16 years and have **48** total.

'FERG' WREAKING HAVOC UP FRONT

► Junior defensive end **Jordan Ferguson** is having a career year in 2021 and has been highly disruptive. Ferguson leads the team with **13.5** TFLs (1st in C-USA, **10th** nationally), **7.5** sacks (ranks 1st in C-USA, 22nd nationally) and 13 hurries while adding three forced fumbles and a fumble recovery. His 7.5 sacks equal the fourth most in a season at MT and is four shy of tying the all-time record.

PICK PARTY

► Through 10 games of 2021, the MT defense has intercepted 15 passes which ranks T1st in C-USA and **T3rd** nationally. The 15 picks are the most by the Blue Raiders since they recorded 16 in 2018. Nine different players have accounted for the 15 interceptions.

WATCH LIST RAIDERS

Bednarik: Reed Blankenship
Ray Guy: Kyle Ulbrich
Senior Bowl: Greg Grate, Reed Blankenship
NFLPA Collegiate Bowl: Reed Blankenship
Ted Hendricks: Jordan Ferguson

MOST WINS BY ACTIVE FBS COACH - ALL AT THE SAME SCHOOL


1. Dabo Swinney, Clemson 147
2. Mike Gundy, Oklahoma St. 146
3. Kyle Whittingham, Utah 141
4. Pat Fitzgerald, Northwestern 109
5. Troy Calhoun, Air Force 108
6. Ken Niumatalolo, Navy 103
7. **Rick Stockstill, MT 99**
8. David Shaw, Stanford 93
9. Kirby Smart, Georgia 62
10. Mark Stoops, Kentucky 56



2021 TEAM CAPTAINS



Reed Blankenship



Jordan Ferguson



Jarrin Pierce



DQ Thomas



CJ Windham

RAIDERS RECORD WHEN ...

2021

At Home.....	4-0
On the Road.....	1-5
Neutral Site.....	0-0
vs C-USA Opponents.....	3-3
vs Non-Conference.....	2-2
vs Ranked Opponents.....	0-1
vs In-State Opponents.....	0-0
In September.....	1-3
In October.....	3-1
In November.....	1-1
In December.....	0-0
On CBS SN.....	1-1
On Stadium.....	1-1
On ACC Network.....	0-1
On ESPN.....	0-0
On ESPN3.....	2-1
On ESPN+.....	1-1
Afternoon Games.....	2-4
Night Games.....	3-1
Decided by 7 or less.....	1-1
Winning Coin Toss.....	3-1
Losing Coin Toss.....	2-4
Scoring First.....	4-1
Opponent Scores First.....	1-4
Leading at Halftime.....	5-1
Tied at Halftime.....	0-0
Trailing at Halftime.....	0-4
Leading after 3 Quarters.....	5-0
Tied after 3 Quarters.....	0-0
Trailing after 3 Quarters.....	0-5
In Overtime.....	0-0
Scoring 30+ Points.....	5-1
Scoring 20-29 Points.....	0-1
Scoring 0-19 Points.....	0-3
Allowing 30+ Points.....	0-4
Allowing 20-29 Points.....	1-1
Allowing 0-19 Points.....	4-0
Outrushing Opponent.....	5-1
Getting Outrushed.....	0-4
Pass for More Yards.....	3-3
Pass for Fewer Yards.....	2-2
Outgaining Opponent.....	4-0
Getting Outgained.....	1-5
Win Time of Possession.....	3-2
Lose Time of Possession.....	2-3
Fewer Penalty Yards.....	3-2
More Penalty Yards.....	2-3
Win Turnover Battle.....	5-3

SPECIAL SEASON FOR ULBRICH

► Punter **Kyle Ulbrich**, who set career highs at UTSA earlier this year with 10 punts for 441 yards and five downed inside the opponent 20-yard line, is having a strong junior season. The Ray Guy Award candidate is averaging **44.4** yards a punt which would be the best mark of his career to go with 14 kicks of 50 or more yards and 20 punts downed inside the opponent 20-yard line (which is already 8 more than his season-best total of 12). For his career, Ulbrich has had **34** punts of 50-plus yards and he has pinned the opponent inside their 20 a total of **41** times.

SCORING IN ALL PHASES ... AGAIN

► A huge key to success in college football is to be sound in all three phases of the game - offense, defense and special teams. The Blue Raiders have scored in all three phases this season two different times which is the most of any team in the FBS this year. The Blue Raiders scored in all three phases in the opener against Monmouth which was the first time they had accomplished that feat since **Aug. 30, 2014** against Savannah State. MT did it a second time this year by scoring all three ways in a win over Southern Miss.

BLANKENSHIP BREAKS 35-YEAR RECORD

► Senior Reed Blankenship became the all-time tackles leader at Middle Tennessee when he registered 13 stops against Charlotte to break Roosevelt Colvard's mark of 344 tackles set from 1983-86. The record had stood for 34 years, 10 months and 2 days. The senior enters play against ODU with **399** total stops to rank fourth nationally among active NCAA players. Blankenship also owns **252** unassisted stops which is a new Blue Raider career record and is **2nd** nationally among active players.

MARSHALL EXCELLING IN TE ROLE

► Senior Jimmy Marshall is finding the tight end role to his liking in 2021. The Macon, Ga., native leads the team lead with **40** receptions for 477 yards and six TDs. He has now surpassed his 2019 output of 35 grabs for 513 yards and six scores for a new single-season high. Marshall has reeled in 31 of his 40 receptions on the road this season.

"SUPER SENIORS"

► With the NCAA granting student-athletes another year of eligibility due to the pandemic,

FEWEST SENIORS

School	Seniors
BYU	3
Colorado	7
Northern Illinois	7
Oregon	7
Central Michigan	8
Old Dominion	9
Middle Tennessee	10
UConn	10
Louisiana	10
Utah	11

2021 MISCELLANEOUS INFO

Opp.	Coin Toss	Kickoff/Receive	First Poss.	Game Length	Jersey	Pants	Helmet	Result
Monmouth	Won	Kickoff	Punt	3:14	Blue	White	White	W, 50-15
VT	Won	Kickoff	Punt	3:09	Blue	Blue	Silver	L, 14-35
UTSA	Lost	Receive	Punt	3:21	White	Blue	White	L, 13-27
Charlotte	Lost	Receive	Punt	3:44	White	Gray	Gray	L, 39-42
Marshall	Won	Kickoff	TD	3:41	Black	Black	Black	W, 34-28
Liberty	Lost	Receive	Punt	3:15	White	White	Black	L, 13-41
UConn	Won	Kickoff	Punt	3:26	White	Gray	White	W, 44-13
So. Miss	Lost	Receive	Punt	3:21	Blue	Gray	Gray	W, 35-10
WKU	Lost	Receive	TD	3:21	White	Black	Black	L, 21-48
FIU	Lost	Receive	TD	3:09	Blue	White	White	W, 50-10
ODU								
FAU								

**200-YARD RUSHING GAMES
(SINCE 2006)**

■ vs FAU (11/26/16).....	495
■ vs FIU (10/26/19).....	471
■ vs FIU (11/7/09).....	385
■ vs Austin Peay (9/11/10).....	353
■ vs WKU (9/13/14).....	323
■ vs ODU (11/25/17).....	320
■ vs Missouri (10/22/16).....	311
■ vs FAU (11/22/14).....	310
■ vs Marshall (10/24/13).....	308
■ vs UTEP (11/30/13).....	304
■ vs FAU (9/8/12).....	302
■ vs FAU (9/21/13).....	296
■ vs FAU (11/27/10).....	287
■ vs UL (11/14/09).....	287
■ vs Charlotte (9/19/15).....	280
■ vs ODU (9/26/14).....	280
■ vs FAU (11/4/06).....	271
■ vs WCU (8/29/13).....	270
■ vs Louisville (9/6/07).....	265
■ vs GT (9/29/12).....	264
■ vs FIU (11/13/21).....	261
■ vs Memphis (10/13/07).....	260
■ vs UTEP (11/29/14).....	259
■ vs UAB (11/2/13).....	259
■ vs FIU (10/13/12).....	256
■ vs FIU (11/9/13).....	249
■ vs WKU (11/2/18).....	246
■ vs AAMU (9/3/16).....	246
■ vs Southern Miss (11/23/13).....	246
■ vs ULM (10/23/10).....	244
■ vs Bowling Green (9/23/17).....	243
■ vs Southern Miss (12/20/09).....	243
■ vs Jackson State (9/5/15).....	242
■ vs Southern Miss (10/4/14).....	239
■ vs FAU (10/31/09).....	239
■ vs TSU (9/7/19).....	237
■ vs North Texas (11/22/08).....	237
■ vs ASU (11/2/10).....	236
■ vs UAB (10/18/14).....	229
■ vs WKU (10/24/09).....	229
■ vs Savannah State (8/30/14).....	228
■ vs WKU (11/1/12).....	224
■ vs Charlotte (11/19/16).....	221
■ vs UL (9/25/10).....	217
■ vs Charlotte (11/2/19).....	215
■ vs ULM (10/21/06).....	215
■ vs USA (11/17/12).....	212
■ vs North Texas (9/30/06).....	212
■ vs ASU (11/11/06).....	211
■ vs UTEP (11/4/17).....	210
■ vs Marshall (10/2/21).....	209
■ vs ODU (10/27/18).....	208
■ vs Miami, OH (1/6/11).....	208
■ vs WKU (10/6/11).....	206
■ vs ASU (10/20/07).....	205
■ vs Charlotte (11/11/17).....	202
■ vs Marshall (11/7/2015).....	201
■ vs FIU (10/17/15).....	200

Middle Tennessee welcomes back 10 “Super Seniors”. These are 2020 seniors who elected to return for another year. The list is comprised of Brad Anderson, Reed Blankenship, Will Gilchrist, Eric Magwood, Jimmy Marshall, Martell Pettaway, Jarrin Pierce, Amir Rasul, DQ Thomas and CJ Windham.

PIERCE 6TH ALL-TIME

► WR Jarrin Pierce, who finished **20th** nationally last year in receptions per game, continues to shine for the Blue Raiders. In his debut year in 2019, Pierce was second on the team with 42 catches then led MT a year ago with 59 (16th most nationally). With **137** career receptions, Pierce is **6th** on the Raiders’ all-time list.

THE DISRUPTOR

► Senior linebacker **DQ Thomas** has done an excellent job during his career of disrupting opponent offenses. Thomas currently ranks in the top **10** all-time at Middle Tennessee in both sacks and tackles for loss. Thomas owns **18.5 sacks** to rank **4th** all-time and needs two more to tie Jamari Lattimore (2008-10) for third. He is now the all-time leader in tackles for loss with **47.5**.

BLANKENSHIP EYEING TOP 10

► Senior Reed Blankenship, who ranks **7th** all-time at MT in interception return yards, is trying to break into the top eight in career interceptions. Blankenship owns **nine** career picks and needs just one more to tie for 8th all-time at MT.

RED ZONE UPDATE

► Dating back to 2019, Middle Tennessee has scored **74** times in their last **84** red zone appearances. The Blue Raiders ended 2019 with **25** straight red zone scores before failing in their lone appearance at Army in the 2020 season opener. MT is **27-for-32** so far in 2021.

10 of 15

► In 15 years under Rick Stockstill, Middle Tennessee has reached bowl eligibility **10** times and nine times in the last 12 years. The Blue Raiders have been bowl eligible under Stockstill in 2006, 2009, 2010, 2012, 2013, 2014, 2015, 2016, 2017 and 2018.

WINNING TURNOVER BATTLE

► Winning the turnover battle is critical in collecting victories in football. Under Rick Stockstill, MT has a mark of **66-21** when winning the turnover battle and is **48-7** during bowl eligible years (2006, 2009, 2010, 2012, 2013, 2014, 2015, 2016, 2017, 2018). Over the last **118** games (since 2012), MT is **41-10** when winning the turnover battle.

LOOKING FOR 100

► During its history, Middle Tennessee owns an impressive **176-58-1** (.751) record when a back gains 100 or more yards rushing. Under Rick Stockstill, a Blue Raider has reached the 100-yard mark **65** times and the team has a **54-11** mark in those games.

30 IS MAGIC

► Under Rick Stockstill, the Blue Raiders are **76-11** when scoring 30 or more points. The 11 losses came at Louisville in 2007 when the Raiders fell 58-42; at Troy in 2011, 38-35; at home against WKU in 2011, 36-33 (2OT); against W. Michigan in the Bahamas Bowl in 2015 (45-31); at home against WKU in 2016 (44-43); against Hawai’i in the Hawai’i Bowl (52-35); at WKU (41-38 3OT) in 2017; at UNT (33-30) in 2019, at UTSA in 2020 (37-35), vs UNT (52-35) in 2020 and Charlotte (42-39) in 2021.

GIANT KILLERS

► Under Rick Stockstill, the Blue Raiders have a knack of knocking off Power 5 opponents.

**TOP OFFENSIVE GAMES
(SINCE 2006)**

Yards	Opponent	Points
757	FAU (2016)	77
681	AAMU (2016)	55
659	Charlotte (2015)	73
654	Austin Peay (2010)	56
646	WKU (2009)	62
629	UTEP (2013)	48
605	WKU (2016)	43
605	JSU (2015)	70
604	TSU (2019)	45
595	Missouri (2016)	51
587	FIU (2009)	48
586	ODU (2017)	41
585	Marshall (2013)	51
583	Southern Miss (2014)	37
582	Troy (2011)	35
563	UTSA (2020)	35
556	FIU (2013)	48
555	Louisville (2007)	42
554	Marshall (2015)	27
553	LA Tech (2016)	38
542	Hawaii (2016)	35
541	WKU (2014)	50
539	ODU (2014)	41
533	BGSU (2017)	24
523	FIU (2012)	34
519	SSU (2014)	61
510	Georgia Tech (2012)	49
506	Louisiana (2009)	34
502	Charlotte (2021)	39



MT PLAYERS OF THE WEEK

Game	Offense	Defense	Specialist
MU	Marshall	Cook	Lane
VT	Marshall	Grate	Ulbrich
UTSA	Anderson	Smith	Wood
CLT	Cunningham	Thomas	Starling
MU	Mobley	Blankenship	Ali
LU	Pierce	Wood	Parks
UConn	Ali	Blankenship	Cook
USM	Ali	Ferguson	Mency
WKU	Peasant	Thomas	Lane
FIU	Vattiato	Blankenship	Ali
ODU			
FAU			

MT LINEMEN OF THE WEEK

Game	Offense	Defense
MU	Palmer	Ferguson
VT	Losoya	Branch
UTSA	Palmer	Ferguson
CLT	Graham	Kinley
MU	Robinson	Ferguson
LU	Johnson	Ferguson
UConn	Robinson	Wyatt
USM	Ryles	Branch
WKU	Robinson	Ferguson
FIU	Losoya	Kinley
ODU		
FAU		

C-USA PLAYERS OF THE WEEK

- Sept. 6: None
- Sept. 13: None
- Sept. 20: None
- Sept. 27: None
- Oct. 4: Reed Blankenship, DPOW
- Oct. 11: None
- Oct. 18: None
- Oct. 25: None
- Nov. 1: DQ Thomas, DPOW
- Nov. 8: None
- Nov. 15: TBA
- Nov. 22: TBA
- Nov. 29: TBA

HONOR ROLL

Reed Blankenship: C-USA Preseason Watch List, Bednarik Award Watch List, Senior Bowl Watch List, Nominee for Allstate AFCA Good Works Team, NFLPA Collegiate Bowl Big Board, C-USA Defensive Player of the Week 10/4, Invited to the East-West Shrine Game
Jordan Ferguson: C-USA Preseason Watch List, Named to Ted Hendricks Award Watch List
Greg Grate: Senior Bowl Watch List
Jordan Palmer: C-USA Preseason Watch List
Jarrin Pierce: C-USA Preseason Watch List
DQ Thomas: C-USA Defensive Player of the Week 11/1
Kyle Ulbrich: C-USA Preseason Watch List, Ray Guy Award Watch List

MIDDLE TENNESSEE BLOCKED KICKS IN FBS ERA

Totals: 68 in 275 games (32 FGs, 23 punts, 13 PATs)

Totals under Stockstill: 48 in 196 games (25 FGs, 17 punts, 6 PATs)

2000 (1 punt, 0 PAT, 0 FG)

Louisiana Tech - Punt (Michael Woods) hW

2001 (1 punt, 1 PAT, 1 FG)

ULM - PAT (Kareem Bland) aW
 ASU - Punt (Chris Johnson) hW
 Connecticut - FG (Kareem Bland) hW

2002 (2 punt, 2 PAT, 1 FG)

Tennessee - FG (Jerry Vanderpool) aL
 ULM - Punt (Joey Montalbano) hW
 North Texas - Punt (Thomas Johnson) hL
 North Texas - PAT (Kareem Bland) hL
 North Texas - PAT (Kareem Bland) hL

2003 (0 punt, 3 PAT, 0 FG)

Clemson - PAT (Pierre Ingram) aL
 Missouri - PAT (Pierre Ingram) aL
 Troy - PAT (Thomas Johnson) hW

2004 (0 punt, 1 PAT, 3 FG)

Akron - FG (Jerry Vanderpool) aW
 FAU - FG (Sean Mosley) hL
 Louisiana - FG (Pierre Ingram) aL
 Troy - PAT (Roy Polite) aL

2005 (2 punt, 0 PAT, 2 FG)

North Texas - FG (Jeff Littlejohn) hL
 Vanderbilt - FG (Jeremiah Weaver) aW
 ASU - Punt (Sean Mosley) hW
 Troy - Punt (Sean Mosley) aW

2006 (0 punt, 0 PAT, 1 FG)

Troy - FG (Justin Rainey) hL

2007 (2 punt, 0 PAT, 0 FG)

FAU - Punt (Jeremy Kellem) aL
 North Texas - Punt (Michael Cannon) aW

2008 (1 punt, 1 PAT, 1 FG)

UK - FG (Alex Suber) aL
 ULM - Punt (Jeremy Kellem) hW
 ULM - PAT (Emmanuel Perez) hW

2009 (3 punt, 0 PAT, 5 FG)

Maryland - FG (Chris McCoy) aW
 North Texas - FG (Rod Issac) aW
 FAU - Punt (SaCoby Carter) aW
 FAU - FG (Marcus Udell) aW
 FAU - Punt (Jeremy Kellem) aW
 FIU - Punt (Jeremy Kellem) hW
 FIU - FG (Dwight Smith) hW
 ASU - FG (Brandon Perry) hW

2010 (0 punt, 2 PAT, 4 FG)

Louisiana - FG (Derrek Upshaw) aW

Troy - FG (Jamari Lattimore) hL
 ASU - PAT (Dwight Smith) aL
 WKU - PAT (Jamari Lattimore) aW
 WKU - FG (Jarrett Crittenton) aW
 Miami, OH - FG (Derek Upshaw) nL

2011 (3 punt, 0 PAT, 2 FG)

Troy - Punt (Reginald Farmer) aL
 WKU - FG (Darin Davis) hL
 WKU - FG (Shubert Bastien) hL
 FAU - Punt (Terrence Coleman) aW
 ASU - Punt (Leighton Gasque) hL

2012 (0 punt, 0 PAT, 1 FG)

FIU - FG (Stephen Roberts) aW

2013 (2 punts, 0 PAT, 0 FG)

FAU - Punt (Kenneth Gilstrap) aW
 Marshall - Punt (Chris Brown) hW

2014 (2 punts, 1 PAT, 2 FG)

Savannah State - FG (Raynard Felton) hW
 Minnesota - Punt (Chase Pennycuff) aL
 WKU - FG (Shubert Bastien) hW
 USM - PAT (Kevin Byard) hW
 UTEP - Punt (Chris Perkins) aL

2015 (0 punts, 0 PAT, 2 FG)

Jackson State - FG (Jeremy Cutrer) hW
 Marshall - FG (Jeremy Cutrer) hW

2016 (1 punts, 0 PAT, 1 FG)

Vanderbilt - Punt (Azar Wilson) aL
 Charlotte - FG (DJ Sanders) aW

2017 (1 punts, 0 PAT, 2 FG)

FAU - FG (D. Randolph) aL
 UAB - Punt (Ruben Garnett) aL
 ODU - FG (D. Randolph) hW

2018 (0 punts, 0 PAT, 1 FG)

WKU - FG (D. Randolph) hW

2019 (0 punts, 2 PAT, 0 FG)

TSU - PAT (R.Blankenship) hW
 FAU - PAT (R.Blankenship) aL

2020 (0 punts, 0 PAT, 1 FG)

Rice - FG (Jalen Jackson) aW

2021 (2 punts, 0 PAT, 2 FG)

UTSA - FG (Zaylin Wood) aL
 CLT - FG (Jordan Starling) aL
 Marshall - Punt (Chaton Mobley) hW
 USM - Punt (Ralph Mency) hW

With the win at Syracuse in 2017, MT now has five wins over Power 5 foes under Stockstill. MT owns wins over Maryland (2008, 2009), Georgia Tech (2012), Missouri (2016) and Syracuse (2017) with six others being decided by a TD or less.

1 POINT GAMES

► Rick Stockstill seems to have a little magic going in tight games. Under his direction, the Blue Raiders are an impressive **7-2** in games decided by one point.

- 2006 MT 7, FIU 6
- 2006 Troy 21, MT 20



C-USA STANDINGS

East Division

	Overall	C-USA
WKU	6-4	5-1
Marshall	6-4	4-2
Middle Tennessee	5-5	3-3
FAU	5-5	3-3
Charlotte	5-5	3-3
Old Dominion	4-6	3-3
FIU	1-9	0-6

West Division

	Overall	C-USA
UTSA	10-0	6-0
UAB	7-3	5-1
UTEP	6-4	3-3
North Texas	4-6	3-3
Louisiana Tech	3-7	2-4
Rice	3-7	2-4
Southern Miss	1-9	0-6

UPCOMING SCHEDULE

Friday, November 19

Southern Miss at LA Tech

Saturday, November 20

Marshall at Charlotte
 North Texas at FIU
 Florida Atlantic at WKU
 Old Dominion at Middle Tennessee
 Rice at UTEP
 UAB at UTSA

Saturday, November 27

Charlotte at Old Dominion
 FIU at Southern Miss
 Middle Tennessee at Florida Atlantic
 LA Tech at Rice
 WKU at Marshall
 UTSA at North Texas
 UTEP at UAB

Friday, December 3

C-USA Championship Game

2021 TURNOVER BREAKDOWN

Opponent	MT TO's	Opp. Pts	Opp. TO's	MT Pts	Margin
Monmouth	0	0	4	29	+4
Virginia Tech	1	7	0	0	-1
UTSA	2	10	3	0	+1
Charlotte	0	0	1	0	+1
Marshall	2	0	6	13	+4
Liberty	2	0	3	6	+1
UConn	0	0	3	13	+3
Southern Miss	4	7	5	21	+1
WKU	7	31	0	0	-7
FIU	0	0	4	13	+4
ODU					
FAU					
TOTAL	18	55	29	95	+11

- ▶ 2008 MT 14, FAU 13
- ▶ 2009 MT 32, Maryland 31
- ▶ 2010 MT 27, WKU 26
- ▶ 2010 MT 28, FIU 27
- ▶ 2014 MT 35, FAU 34
- ▶ 2016 WKU 44, MT 43
- ▶ 2018 MT 25, FAU 24

GAMES PLAYED LEADERS

▶ Senior linebacker DQ Thomas leads the Blue Raiders with **57** career games played which is a new school record and broke the previous mark of **55** set by Jovante Moffatt from 2015-19. Next in line is senior CJ Windham with **54** career games followed by Reed Blankenship and Jimmy Marshall at **52** games each.

OVERTIME GAMES

▶ Middle Tennessee has competed in **11** overtime games as an FBS member (since 1999) and carries a mark of **6-5**. Here is a list:

- Overtime Games**
- 2020: MT 40, Rice 34 (10/24) (2OT)
 - 2017: WKU 41, MT 38 (11/17) (3OT)
 - 2016: WKU 44, MT 43 (10/15) (2OT)
 - 2015: MT 27, Marshall 24 (11/7) (3OT)
 - 2014: MT 50, WKU 47 (9/13) (3OT)
 - 2013: MT 42, FAU 35 (9/21) (OT)
 - 2011: WKU 36, MT 33 (10/6) (2OT)
 - 2003: UL-Lafayette 57, MT 51 (11/15) (4OT)
 - 2003: MT 28, Idaho 21 (10/18) (OT)
 - 2003: Missouri 41, MT 40 (9/20) (OT)
 - 2000: MT 41, UL-Lafayette 38 (11/18) (2OT)

PIERCE TOP 15

Jarrin Pierce has caught at least one pass in all 30 games of his career. That ranks **T10th** nationally and is **6th** all-time at MT and needs one more game to tie for 5th.

1. Justin Hall (WR) - Ball State - 52*
 2. Jake Ferguson (TE) - Wisconsin - 43*
 3. Emeka Emezie (WR) - NC State - 41
 4. Jahan Dotson (WR) - Penn State - 38
 5. Justyn Ross (WR) - Clemson - 36
 6. Chris Autman-Bell (WR) - Minn. - 34
 7. Charlie Kolar (TE) - Iowa State - 32
 - T8. Reggie Roberson (WR) - SMU - 31
 - T8. Corey Sutton (WR) - App. St. - 31
 - T10. Jarrin Pierce (WR) - MT - 30***
 - T10. Tyler Sneed (WR) - ECU - 30
 - T12. Garrett Wilson (WR) - Ohio St. - 29
 - T12. Taysir Mack (WR) - Pitt - 29
 - T12. Treyton Burks (WR) - Arkansas - 29*
 - T15. Dontay Demus (WR) - Maryland - 27
 - T15. Zakhari Franklin (WR) - UTSA - 27
 - T15. Dylan Drummond (WR) - EMU - 27
- *Indicates every game of career

OFFENSIVE NOTES

- ▶ **90 Yard Drives:** The Blue Raiders have put together **31** scoring drives of 90 or more yards under Rick Stockstill. MT had four 90-yard-or-longer drives in 2016 for the most in his tenure and had two in 2020. The longest drive under Stockstill was a 99-yarder in a 2007 win at Louisiana-Monroe.
- ▶ MT had a season-high seven plays of 20 or more yards against Charlotte and had a total of 12 in the previous three games combined.
- ▶ QB **Chase Cunningham's** 444 yards of total offense against Charlotte went down as the 7th most in school history.
- ▶ **Chaton Mobley** had 15 carries for 132 yards and a TD in the win over Marshall for an 8.8-yard average. It went down as the fourth 100-yard game of his career and his first since getting 156 yards against North Texas last year.
- ▶ In MT's game at Charlotte, QB Chase Cunningham made his first career start and responded with 379 passing yards, 5 TD passes and a team-high 65 rushing yards. It went down as the most yards and TDs by an MT QB making his first start in school history.
- ▶ Middle Tennessee has three players on its roster who have rushed for **100** or more yards in a collegiate game. **Chaton Mobley** owns four, **Martell Pettaway** also has three and **Brad Anderson** has done it twice.
- ▶ MT has registered over **5,000** yards of total offense in a season nine times in its history, and seven of those have come under Rick Stockstill, including four in the last five years.
- ▶ The Blue Raiders have rushed for 200 or more yards in a game **58** times under Rick



COACHES IN THE PRESS BOX

Scott Shafer, Defensive Coordinator
Dustin Royston, Defensive Line
Brent Dearmon, Defensive Coordinator
Rick Mallory, Offensive Line
Graduate Assistants: Nic Woodley, GA; Josh Qualls, GA; Blake Catlett, quality control; Cam Curtis, quality control

UNIFORM COMBOS

Pants	Jersey	Helmet	Record
Blue	White	Gray	13-10
Blue	White	Black	1-0
Blue	White	White	2-8
Blue	Blue	Gray	5-8
Blue	Black	Black	1-0
Blue	White	Blue	2-2
Blue	Blue	Chrome	2-1
Blue	Blue	Blue	1-1
Blue	Gray	Blue	1-0
Blue	Black	Blue	1-0
Blue	Blue	White	0-1
White	White	Chrome	0-2
White	White	White	5-4
White	White	Blue	2-2
White	White	Black	0-1
White	Blue	Gray	18-18
White	Blue	Blue	0-2
White	White	Gray	5-9
White	Black	Gray	0-1
White	Blue	White	6-3
White	Black	Black	2-0
White	Blue	Chrome	1-1
Black	Black	Gray	2-2
Black	Black	Black	7-4
Black	Blue	Black	1-0
Black	White	Black	3-3
Black	Blue	Blue	1-0
Black	Gray	Black	1-0
Black	Black	Chrome	1-0
Gray	Blue	Gray	5-4
Gray	Blue	Black	1-0
Gray	White	Gray	2-8
Gray	Black	Gray	1-0
Gray	Gray	Gray	1-0
Gray	Blue	Blue	1-0
Gray	White	White	1-1
Gray	Blue	White	1-0
Gray	White	Chrome	0-1
Gray	Black	Gray	1-0
Gray	Blue	Chrome	1-0
Total			99-97

SUPER BOWL CHAMPIONS



Stockstill, including **11** times over 300 yards.

- ▶ Since joining C-USA in 2013, MT has rushed for **12,535** yards in **68** league games. That averages out to **184.3** yards a game.
- ▶ WR **CJ Windham** has qualified for his sixth career letter, which is a new MT record.

DEFENSIVE NOTES

- ▶ **Defensive Scores:** Under Rick Stockstill, the Blue Raider defense has scored **39** defensive touchdowns, and **34** have come since 2009. Of the 39 scores, 25 have been interceptions and 14 have come by way of fumble returns.
- ▶ **32 Times Under Shafer:** Middle Tennessee's defense has held the opposition to under 400 yards of total offense in 32 of 58 games under Scott Shafer. MT did it nine times in 2017, nine times in 2018, three times in 2019, five times in 2020 and six times in 2021.
- ▶ MT owns two shutouts since entering C-USA play in 2013. MT defeated FIU 48-0 in 2013 and downed Alabama A&M in 2016, 55-0.
- ▶ LB **DQ Thomas** has **219** tackles for loss yards to rank second all-time at MT. Dennis Mix (1979-82) is the all-time leader with **244** yards.
- ▶ The six forced turnovers by the defense against Marshall was the most by the Blue Raiders since collecting seven against Charlotte in 2015.
- ▶ The **29** points scored off turnovers by the Blue Raiders against Monmouth was the most by Middle Tennessee since scoring 31 against Charlotte in 2015 - a span of **72** games.
- ▶ The 90-yard fumble return for a TD by **Reed Blankenship** against Marshall is the second longest in the Rick Stockstill era behind Rod Isaac's 100-yard return at WKU in 2010.

SPECIAL TEAMS NOTES

- ▶ RB **Chaton Mobley** blocked a punt against Marshall and also scored an offensive TD. Mobley is the first Blue Raider to block a kick and score an offensive or defensive TD in a game since Pierre Ingram on Sept. 25, 2004 against Louisiana (Ingram blocked a FG and had a 15-yard TD reception).
- ▶ Jaylin Lane's 70-yard punt return for a TD against Monmouth was the longest by the Blue Raiders since Kevin Byard went 76 yards for a score against ODU in 2014.
- ▶ DT **Zaylin Wood** was credited with his first career blocked kick when he rejected a FG at UTSA and DE **Jorden Starling** had his first against Charlotte. Likewise, RB **Chaton Mobley** had his first blocked kick in the win over Marshall and **Ralph Mency** got his against USM.
- ▶ Ulbrich boomed a career long 75-yard punt at FIU in 2020 which went down as the fifth longest in school history. For his career, Ulbrich has **34** punts of 50 or more yards and is one of just three players all-time to record two 70 yard or longer punts.
- ▶ MT has at least one blocked kick each year under Stockstill.

RAIDER ROUNDUP

- ▶ The top-scoring quarter in the Rick Stockstill era is the second quarter. Here is a combined total for each quarter: 1st - **1,297** points; 2nd - **1,663** points; 3rd - **1,070** points; 4th - **1,388** points; and **76** in overtime.
- ▶ When both teams are held under 20 points, the Blue Raiders are **3-1** under Rick Stockstill.
- ▶ As a FBS (I-A) member (275 games), MT has scored 50 or more points 25 times.
- ▶ The Blue Raiders are **103-19** in the FBS era when leading at the half and are **111-13** when leading a game entering the 4th quarter.
- ▶ When trailing at the half, the Blue Raiders are just 23-112 in the FBS (I-A) era.
- ▶ The Blue Raiders saw their streak of scoring in 90 consecutive games come to an end at Army in 2020. However, MT has scored in **138** straight home games (last shutout was 9/23/1995 vs Murray State).
- ▶ Largest margin of victory in the I-A era: 59 points vs Charlotte 9/19/15 (73-14) ... Largest margin of defeat in the I-A era: 59 points vs Oklahoma 9/23/06 (59-0).
- ▶ **Raiders in the NFL:** MT currently has **six** players on NFL rosters: Chandler Brewer (Rams), Kevin Byard (Titans), Darius Harris (Chiefs), Jovante Moffatt (Browns), Charvarius Ward (Chiefs) and Robert Jones (Dolphins).
- ▶ **Academics are top priority:** Academic success at MT has been a high priority for 16th-year coach Rick Stockstill. Under his reign, the Blue Raiders have seen 96 percent



CollegePressBox.com is the official media website for Division I football.

Access and download weekly game notes, quotes, statistics media guides, headshots, logos and more for each conference and its member schools.

Register for access at collegepressbox.com/register



Johnny “Red” Floyd Stadium

► Officially named Johnny “Red” Floyd Stadium/Horace Jones Field in 1968, Floyd Stadium is hosting its **86th** season of Blue Raider football with the 2021 campaign. Set on the northwest end of campus, Johnny “Red” Floyd Stadium has one of the top settings in the region and Conference USA.

During the summer of 2014, a new synthetic surface was installed to replace the turf that was installed in 2006. The surface is by Shaw Sports Turf and the brand used is Legion 46, which combines a high-performance monofilament fiber with a durable slit film fiber to provide a soft and resilient playing surface.

The Blue Raiders are **304-126-13** all-time at Floyd Stadium.

The stadium opened its doors on October 14, 1933, with a scoreless tie against Jacksonville State.

Originally built as two sideline grandstands on either side of an outdoor track, it was enlarged in 1940, 1960, 1968, and most recently in 1998 to bring it to its current configuration as an octagonal bowl.

The move to NCAA Division I-A (FBS) football was the catalyst for the 1998 renovation to Floyd Stadium. On August 24, 1995, the University announced plans for a \$25 million renovation, which was approved by the State Building Commission. After a lengthy bid process, ground was officially broken for the stadium in January of 1997 with Turner Construction handling the project.

Upon completion, the stadium featured 30,788 seats with only the east side grandstands remaining from the original structure. The old press box gave way to a five-story tower including luxury suites on the third level, a large press area and suites on the fourth level, and a camera deck on the fifth level. The renovation also included the addition of more chair-back seats as well as a club level.

The stadium is also equipped with 16 indoor suites and 38 outdoor boxes

The first game in the renovated stadium took place on Sept. 5, 1998. The game, in which Middle Tennessee hosted local rival Tennessee State, drew a school record at the time 27,568 fans.

The Blue Raiders set a new stadium attendance record with 30,502 seeing the home team face Georgia Tech on Sept. 10, 2011.

- **1948:** Permanent concrete stands added to Horace Jones Field to bring capacity to 6,200.
- **1960:** Horace Jones Field expanded to 10,000 seats and a press area was added.
- **1968:** Facility officially becomes Johnny “Red” Floyd Stadium/Horace Jones Field.
- **1968:** Seating capacity expanded to 14,000. In addition, a larger press box was added.
- **1971:** Artificial turf was installed and natural grass became a thing of the past. First game on the new turf was Oct. 2, 1971, against Chattanooga.
- **1979:** On Nov. 3, stadium is officially dedicated and press box sign unveiled.
- **1998:** \$25 million renovation expands seating capacity to 30,788 and the old press box gave way to a five-story facility with a club level, suites, press floor, and a camera deck.
- **2006:** A new synthetic surface was installed to give the Blue Raiders one of the top surfaces in the country.
- **2007:** A new state-of-the-art video board with an 18’x32’ display was installed.
- **2011:** A new fence was installed around the perimeter of the stadium.
- **2012:** The Jeff Hendrix Stadium Club debuted on the west side of the stadium.
- **2014:** New synthetic surface was installed, along with a new design.
- **2017:** New ribbon video boards installed on east side
- **2019:** Debut of the Blue Raider Beer Garden in the south end zone.

LARGEST MT CROWDS

1.	30,502	Georgia Tech.....	9/10/11
2.	28,105	Memphis	9/12/09
3.	28,010	Troy.....	10/5/10
4.	27,568	Tennessee State.....	9/5/98
5.	27,519	Southeast Missouri	9/28/02
6.	26,717	Vanderbilt.....	9/2/17
7.	25,908	Minnesota.....	9/2/10
8.	25,766	Florida Atlantic	9/30/08
9.	25,411	Vanderbilt.....	10/3/15
10.	24,911	WKU	9/13/14

QUICK FACTS

Capacity.....	30,788
First Game.....	1933 vs Jacksonville St.
MT Record.....	304-126-13
Longest Win Streak.....	31 games

IMPORTANT DATES

1933.....	Horace Jones Field Opens
1956.....	100th Game - Oct. 6
1975.....	200th Game - Oct. 18
1994.....	300th Game - Oct. 1
2000.....	First home game vs IA (La. Tech)
2001.....	First SBC home game (Idaho)
2003.....	First BCS foe at home (Temple)
2008.....	First home win vs BCS (Maryland)
2008.....	First National Broadcast (FAU)
2013.....	First Conference USA Game (ECU)
2013.....	400th Game - Nov. 9 vs IU



RICK STOCKSTILL

16TH SEASON | 8 BOWL APPEARANCES | 99-97 CAREER RECORD | 3RD ALL-TIME AT MT | 6-TIME COACH OF THE YEAR

Winning on the field, off the field and having a first-class football program from top to bottom is the goal of any university at the highest level of intercollegiate athletics. That is exactly what Middle Tennessee has as a result of the leadership of head coach Rick Stockstill.

In his 16th season at the helm of the Blue Raiders, Stockstill is the fourth-longest tenured coach in the country and third-longest in MT history. With his long tenure have come numerous achievements and accolades, including:

- Six-time Coach of the Year (2006 SBC, 2009 co-SBC, 2018 C-USA, 3-time TSWA)
 - 2018 C-USA East Division champions
 - 2006 Sun Belt co-champions
 - 2009 New Orleans Bowl and 2017 Raycom Media Camellia Bowl champions
 - 99 wins, 3rd all-time in program history
 - Ranks 9th nationally in most wins by an active FBS coach all coming at the same school
 - Eight bowl appearances and bowl eligible 10 times
 - Two NCAA awards for APR success (2011, 2012)
 - American Football Coaches Association's 2017 Academic Achievement Award
 - Back-to-back eight-win seasons in 2012-13 for first time in 21 years
 - Four straight bowl appearances from 2015-18 for first time in program history
 - Six of the top eight crowds in Floyd Stadium history, including top three
 - Eight All-Americans, including one Academic All-American
 - One overall conference player of the year and three defensive players of the year
 - Produced 41 First Team All-Conference honors
 - Four bowl game MVPs
 - Six NFL Draft picks and a pro bowler
 - Produced the school's all-time leader in passing yards, catches, sacks and interceptions
- The leader of the Blue Raiders was crowned

the 2018 C-USA Coach of the Year and the TSWA Coach of the Year after winning the East Division title and making the C-USA Championship game. MT advanced to the New Orleans Bowl for its school-record fourth straight post season appearance.

Stockstill and the Blue Raiders went to Montgomery, Alabama and took down Arkansas State for the Raycom Media Camellia Bowl championship in 2017, the first time in program history they played in bowl games in three successive seasons. It was also the seventh bowl game for MT under Stockstill's guidance and second win, joining the 2009 New Orleans Bowl title.

The first of the four-year bowl streak came in 2015, when MT held a 7-6 record and Popeyes Bahamas Bowl berth. The Blue Raiders had to show a tremendous amount of grit to become bowl eligible, winning all four games in November.

Prior to the three years finishing in bowl games, Stockstill led Middle Tennessee to three straight second-place finishes in the C-USA East Division from 2012-14, including a berth in the Bell Helicopter Armed Forces Bowl in 2013 against Navy.

Some regard the 2012 season as his best coaching job after leading the Blue Raiders to the nation's biggest win improvement from the previous year. They won just two games in 2011, but Stockstill turned the 2012 MT squad around, finishing with an 8-4 record that included an FBS school-record five road wins. They also received votes in the ESPN/USA Today Coaches Poll three straight weeks, another school record, and upset ACC Coastal Division Champion Georgia Tech. Along the way, he produced a Freshman All-American, eight all-conference players and a national offensive player of the week.

THE STOCKSTILL FILE

HometownFernandina Beach, FL
 High SchoolFernandina Beach, 1977
 BirthdateDecember 23, 1957
 CollegeFlorida State, 1982
 DegreeB.S. Physical Education
 FamilyWife, Sara
 Son, Brent; Daughter, Emily
 Years as Head Coach16th
 Career Record99-97 (.502)
 Record at MTSame
 C-USA Record41-27 (.597)
 Overall Conference Record73-48 (.600)
 Date Hired at MTDecember 12, 2005

COACHING HISTORY

2005-Present: Middle Tennessee
 Head Coach
2005: South Carolina
 Tight Ends/Recruiting Coordinator
2004: South Carolina
 Wide Receivers/Recruiting Coordinator
2003: East Carolina
 Offensive Coordinator/Quarterbacks
1999-2002: Clemson
 Wide Receivers/Recruiting Coordinator
1996-98: Clemson
 Wide Receivers
1994-95: Clemson
 Co-Offensive Coordinator/Wide Receivers
1993: Clemson
 Quarterbacks/Passing Game Coordinator
1989-92: Clemson
 Quarterbacks
1985-88: UCF
 Assistant Head Coach/Wide Receivers
1983-84: Bethune-Cookman
 Offensive Coordinator/Quarterbacks

BOWLS COACHED (20)

2018 New Orleans Middle Tennessee
 2017 Camellia Middle Tennessee
 2016 Hawaii Middle Tennessee
 2015 Popeyes Bahamas Middle Tennessee
 2013 Armed Forces Middle Tennessee
 2011 GoDaddy.com Middle Tennessee
 2009 New Orleans Middle Tennessee
 2006 Motor City Middle Tennessee
 2005 Independence South Carolina
 2002 Tangerine Clemson
 2001 Humanitarian Clemson
 2001 Gator Clemson
 1999 Peach Clemson
 1998 Peach Clemson
 1996 Peach Clemson
 1996 Gator Clemson
 1993 Peach Clemson
 1992 Citrus Clemson
 1991 Hall of Fame Clemson
 1989 Gator Clemson

STOCKSTILL'S RECORD

Overall Record.....	99-97-0
Playing at Home.....	56-29 (26-7 vs C-USA)
Playing at Home vs non Power 5.....	54-18
Playing on the Road.....	41-62
Playing at a Neutral Site.....	2-6
In bowl games.....	2-6
In overtime.....	3-2
In August.....	3-3
In September.....	28-34
In October.....	30-28
In November.....	35-22
In December.....	3-9
In January.....	0-1
Day games.....	53-52
Night games (after 6 PM).....	46-45
vs Top 25.....	0-12
Wins vs Power 5 Conferences.....	5
Outrushing opponent.....	73-14
When rushing for 300 or more yards.....	11-0
Outrushed by opponent.....	26-83
When allowing 300 or more rush yards.....	3-13
Outpassing opponent.....	58-50
When passing for 300 or more yards.....	21-17
Outpassed by opponent.....	41-47
When allowing 300 yards passing.....	20-22

When allowing 400 yards passing.....	3-3
More total offense than opponent.....	70-20
When having 500+ total offense.....	23-6
When having 600+ total offense.....	8-1
When allowing 500+ total offense.....	12-26
When allowing 600+ total offense.....	4-4
Committing fewer turnovers.....	68-21
Committing more turnovers.....	16-62
0 - 30:00 time of possession.....	53-70
30:01-plus time of possession.....	45-27
Scoring first.....	63-31
Opponent scores first.....	37-66
When leading at the half.....	75-14
When leading after third quarter.....	83-8
Scoring 0-10 points.....	1-23
Scoring 11-20 points.....	4-37
Scoring 21-30 points.....	21-28
Scoring 31-40 points.....	36-7
Scoring 41-plus points.....	37-2
Individual 100-yard rusher.....	54-11
Individual 200-yard rusher.....	6-0
With two 100-yard rusher.....	8-0
Opponent has 100-yard rusher.....	27-54
Games decided by 1 point.....	7-2
Games decided by 3 points or less.....	17-17
Games decided by 7 points or less.....	32-17

MIDDLE TENNESSEE DEPTH CHART

Offense

QB	18	Nick Vattiato	6-1	185	Fr.
	12	Mike DiLiello	6-1	207	r-So.
RB	36	Frank Peasant	5-10	215	Fr.
	32	Martell Pettaway	5-9	196	Sr.
LT	74	Steven Losoya	6-4	290	r-Fr.
	64	Jacqui Graham	6-5	290	r-So.
LG	78	Dorian Hinton	6-4	317	r-Fr.
	65	Marcus Greer	6-1	298	r-So.
C	62	Jordan Palmer	6-0	290	Jr.
	65	Marcus Greer	6-1	298	r-So.
RG	72	Netori Johnson	6-4	320	r-Jr.
	66	Alex Jones	6-6	305	Fr.
RT	53	Lance Robinson	6-3	284	Fr.
	77	Eric Magwood	6-4	300	r-Sr.
TE	6	Jimmy Marshall	6-5	234	Sr.
	21	Will Gilchrist	6-2	239	r-Sr.
WR (X)	81	CJ Windham	6-2	212	r-Sr.
	2	Izaiah Gathings	6-4	225	Jr.
WR (Y)	9	Jarrin Pierce	5-11	190	r-Sr.
	89	Yusuf Ali	5-9	171	r-Jr.
WR (Z)	83	Jaylin Lane	5-8	174	Fr.
	7	DJ England-Chisolm	5-7	150	So.

Return Specialists

KR	83	Jaylin Lane	5-8	174	Fr.
	7	DJ England-Chisolm	5-7	150	So.
PR	83	Jaylin Lane	5-8	174	Fr.
	12	Reed Blankenship	6-1	200	Sr.

Defense

LE	0	Richard Kinley	6-2	220	r-Fr.
	94	Ralph Mency	6-2	244	Fr.
LT	57	Marley Cook	6-1	284	r-Fr.
	99	Jordan Branch	6-0	283	r-So.
RT	96	Zaylin Wood	6-1	268	r-Fr.
	88	Ja'Kerrius Wyatt	6-3	270	r-Jr.
RE	91	Jordan Ferguson	6-2	255	r-Jr.
	49	Jorden Starling	6-4	215	r-So.
WLB	20	DQ Thomas	6-2	216	Sr.
	42	Cody Smith	6-2	211	r-Jr.
MLB	4	Jonathan Butler	6-0	231	Jr.
	46	Andrew Leak	5-10	203	r-Fr.
SLB	10	Jurriente Davis	6-0	235	So.
	35	Jalen Davis	6-1	195	r-Fr.
LC	23	Jalen Jackson	6-2	171	r-Fr.
	19	Teldrick Ross	5-10	189	r-So.
SS	1	Greg Grate	5-11	186	Jr.
	29	Marcus Lafrance	6-2	188	r-Fr.
FS	12	Reed Blankenship	6-1	200	Sr.
	17	Tra Fluellen	6-2	207	So.
RC	3	Quincy Riley	6-0	181	r-Fr.
	33	Decorian Patterson	6-0	191	r-So.

Punters/Kickers

P	13	Kyle Ulbrich	6-0	185	r-Jr.
	38	Miles Tillman	5-11	185	Fr.
PK	7	Zeke Rankin	5-8	170	Fr.
	48	Alex Usry	5-10	185	r-Jr.
KO	24	Scott Payne	5-11	196	r-Fr.
	7	Zeke Rankin	5-8	170	Fr.
LS	69	Brody Butler	5-11	245	Fr.
	68	Carson Garrison	6-0	195	Fr.
H	13	Kyle Ulbrich	6-0	185	r-Jr.
	24	Scott Payne	5-11	196	r-Fr.

NUMERICAL ROSTER

NO	NAME	POS	HT	WT	CL	VL	HOMETOWN/HS/JC
0	Richard Kinley	DE	6-2	232	r-Fr.	2	Memphis, TN/Lausanne HS
1	Gregory Grate Jr.	S	5-11	197	Jr.	3	Miami, FL/Miami Carol City Sr. HS
2	Izaiah Gathings	WR	6-4	225	Jr.	0	Statesville, NC/Gardner-Webb
3	Quincy Riley	CB	6-0	181	r-Fr.	2	Columbia, SC/A.C. Flora HS
4	Johnathan Butler	LB	6-0	231	Jr.	1	Sumter, SC/Highland CC
5	Deonte Stanley	CB	6-2	193	r-Fr.	0	Dillon, SC/Latta HS
6	Jimmy Marshall	TE	6-5	229	Sr.	4	Macon, GA/Tattnall Square Academy
7	DJ England-Chisolm	WR	5-7	150	So.	2	Moncks Corner, SC/Berkeley HS
7	Zeke Rankin	PK	5-8	198	Fr.	0	Alcoa, TN/Alcoa HS
8	Devyn Curtis	LB	6-2	224	Fr.	1	Nashville, TN/Brentwood Academy
9	Jarrin Pierce	WR	5-11	195	r-Sr.	2	Los Angeles, CA/College of the Canyons
10	Jurriente Davis	LB	6-0	235	So.	0	Greensboro, NC/Dudley HS
11	Brad Anderson	RB	5-8	166	Sr.	4	Huntsville, AL/Bob Jones HS
12	Reed Blankenship	S	6-1	204	Sr.	4	Athens, AL/West Limestone HS
12	Mike DiLiello	QB	6-1	208	r-So.	0	Pembroke Pines, FL/Florida Tech
13	Javonte Sherman	WR	6-2	180	Fr.	0	Valdosta, GA/Valdosta HS
13	Kyle Ulbrich	P	6-0	197	r-Jr.	2	Mentor, OH/Valparaiso
15	Raheme Fuller	CB	6-3	212	r-Jr.	3	Ft. Lauderdale, FL/Boyd-Anderson HS
15	Hayden Neighbors	WR	6-2	177	Fr.	0	Huntsville, AL/Huntsville HS
16	Chase Cunningham	QB	5-11	188	r-Jr.	2	Knoxville, TN/Knoxville Catholic HS
16	Kyle Kee	S	6-1	207	r-So.	0	Naples, FL/Naples HS
17	Tra Fluellen	S	6-2	207	So.	0	Gilmer, TX/Houston Baptist
18	Nicholas Vattiato	QB	6-1	185	Fr.	0	Plantation, FL/University School
19	Teldrick Ross	S	5-10	193	r-So.	1	Macon, GA/Jones County HS
20	DQ Thomas	LB	6-2	216	Sr.	4	Oxford, MS/Oxford HS
21	Will Gilchrist	TE	6-2	239	r-Sr.	2	Pasadena, TX/Blinn College
22	Micaleous Elder	WR	5-9	155	So.	0	Cleveland, TN/Charlotte
23	Jalen Jackson	CB	6-2	171	r-Fr.	1	Tampa, FL/Bloomingtondale HS
23	Jalen Montgomery	RB	5-9	156	Fr.	0	Columbia, SC/Cardinal Newman School
24	Terry Wilkins	RB	5-7	187	Fr.	0	Memphis, TN/Fairley HS
24	Scott Payne	PK	5-11	195	r-Fr.	1	Signal Mountain, TN/Signal Mountain Middle HS
25	Bryce Bailey	WR	5-9	166	Fr.	0	Cochran, GA/Bleckley County HS
25	Ja'Shawn Sheffield	CB	6-1	194	r-Fr.	0	Brunswick, GA/Auburn
26	Wayne Parks	LB	5-11	216	r-Jr.	3	Fellsmere, FL/Sebastian River HS
27	Jai'Brian Bouye	CB	5-11	180	Fr.	0	Waco, TX/La Vega HS
28	Deidrick Stanley II	S	5-8	187	Fr.	0	Miami, FL/Miami Central HS
29	Marcus LaFrance	S	6-2	195	r-Fr.	0	North Lauderdale, FL/Deerfield Beach HS
30	Jakobe Thomas	S	6-2	190	Fr.	0	Tullahoma, TN/Tullahoma HS
30	Marvae Myers-Glover	S	6-0	186	r-Fr.	1	West Orlando, FL/Oak Ridge HS
31	Davon Martin	CB	5-11	177	Fr.	0	Orlando, FL/Edgewater HS
32	Martell Pettaway	RB	5-9	196	r-Sr.	0	Detroit, MI/West Virginia
33	Decorian Patterson	CB	6-0	191	r-So.	2	Ocala, FL/Leesburg HS
34	Amir Rasul	RB	5-10	198	r-Sr.	0	Miami, FL/Florida State
35	Jalen Davis	LB	6-1	195	r-Fr.	1	Kingsland, GA/Camden County HS
36	Frank Peasant	RB	5-10	215	Fr.	1	Pensacola, FL/Escambia HS
37	James Shellman IV	S	6-0	195	Fr.	0	Savannah, GA/Islands HS
38	ZaBrien Harden	LB	6-3	225	Fr.	0	Swainsboro, GA/Swainsboro HS
38	Miles Tillman	P	5-11	201	Fr.	0	Huntsville, AL/Sparkman HS
39	Terrell Pack	LB	6-2	200	Fr.	0	Sarasota, FL/Sarasota HS
40	Drew Francis	LB	6-2	220	Fr.	1	Knoxville, TN/West HS
41	Raquon Hartley	LB	6-1	188	r-Fr.	0	Saluda, SC/Saluda HS
42	Cody Smith	LB	6-2	220	r-Jr.	3	Stuart, FL/Martin County HS
43	Parker Hughes	S	6-2	205	Fr.	0	Elizabethton, TN/Elizabethton HS
44	Chaton Mobley	RB	6-1	232	r-Jr.	3	Knoxville, TN/Fulton HS
46	Andrew Leak	LB	5-10	203	r-Fr.	1	LaGrange, GA/Heard County HS
47	Jacob Mahoney	TE	6-0	224	r-So.	0	Knoxville, TN/Knoxville Catholic HS
48	Alex Usry	PK	5-10	185	r-Jr.	0	McDonough, GA/Charleston Southern
49	Jorden Starling	DE	6-4	237	r-So.	2	Chattanooga, TN/McCallie School
50	Aran Mohamad-Ali	TE	6-0	248	r-Fr.	0	Antioch, TN/John Overton HS
52	Darius "Juju" Williams	DE	6-3	244	r-Fr.	1	Hemingway, SC/Hemingway HS
53	Lance Robinson	OL	6-3	284	Fr.	1	Camilla, GA/Mitchell County HS
54	Jacob King	OL	6-1	292	r-So.	0	Brentwood, TN/John Overton HS
55	Jahlil Ryles	OL	6-1	293	r-So.	1	Phenix City, AL/Central HS
55	Joseph Honeysucker	DE	6-3	240	r-So.	0	Nashville, TN/Hillsboro HS

56	Adam Derry	OL	6-3	297	r-Fr.	0	Goodlettsville, TN/White House HS
57	Marley Cook	DT	6-1	284	r-Fr.	1	Water Valley, MS/Water Valley HS
61	J'Shun Bodiford	OL	6-4	300	So.	0	Montgomery, AL/NE Miss. CC
62	Jordan Palmer	OL	6-0	304	Jr.	1	Santa Clarita, CA/College of the Canyons
63	Wilson Kelly	OL	6-0	299	Fr.	0	Danville, KY/Boyle County HS
64	Jacqui Graham	OL	6-5	290	r-So.	0	Montgomery, AL/East Central CC
65	Marcus Greer	OL	6-1	298	r-So.	2	St. Louis, MO/Chaminade College Prep
66	Alex Jones	OL	6-6	305	Fr.	0	Murfreesboro, TN/Oakland HS
68	Carson Garrison	LS	6-0	195	Fr.	0	Buford, GA/Buford HS
69	Brody Butler	LS	5-11	218	Fr.	1	Homewood, AL/Homewood HS
70	Tyler Falvey	OL	6-4	323	r-So.	0	Altamonte Springs, FL/Lake Brantley HS
71	Conner Griffin	OL	6-1	300	Fr.	0	Gray, GA/Jones County HS
72	Netori Johnson	OL	6-4	325	r-Jr.	0	Ellenwood, GA/Georgia
74	Steven Losoya III	OL	6-4	305	r-Fr.	1	Nashville, TN/John Overton HS
75	Jamari Williams	OL	6-3	305	r-Fr.	0	Fort Lauderdale, FL/Arizona
77	Eric Magwood	OL	6-4	300	r-Sr.	1	Virginia Beach, VA/Eastern Kentucky
78	Dorian Hinton	OL	6-4	317	r-Fr.	1	Naples, FL/Naples HS
80	Luke Bolger	TE	6-2	236	r-Fr.	0	Ft. Mitchell, KY/Beechwood HS
81	CJ Windham	WR	6-2	212	r-Sr.	5	Powder Springs, GA/McEachern HS
82	Taharin Sudderth	TE	6-4	230	Fr.	0	Alcoa, TN/Alcoa HS
83	Jaylin Lane	WR	5-8	174	Fr.	1	Clover, SC/Clover HS
84	Elijah Metcalf	WR	5-10	163	Fr.	0	Charlotte, NC/Mallard Creek HS
86	JaMichael Thompson	WR	6-1	166	Fr.	1	Birmingham, AL/Clay-Chalkville HS
87	Marquel Tinsley	WR	6-2	204	r-Fr.	1	Morganfield, KY/Daviess Co. HS
88	Ja'Kerrius Wyatt	DT	6-3	270	r-Jr.	2	Prattville, AL/Autauga Academy
89	Yusuf Ali	WR	5-9	171	r-Jr.	1	Detroit, MI/Maplewood HS (TN)
91	Jordan Ferguson	DE	6-2	262	r-Jr.	3	Atlanta, GA/Cartersville HS
92	Damonte Smith	DT	6-3	285	Fr.	0	Savannah, GA/Island HS
93	Vincent Dinkins	DL	6-1	268	Fr.	0	Acworth, GA/Kell HS
94	Ralph Mency	DE	6-2	244	Fr.	0	Jacksonville, FL/Robert E. Lee Senior HS
95	Tyrece Edwards	DT	6-2	263	Fr.	0	Knoxville, TN/West HS
96	Zaylin Wood	DT	6-1	270	r-Fr.	1	Bowdon, GA/Heard County HS
97	Quindarius Dunnigan	DE	6-3	247	r-Fr.	1	Chattanooga, TN/McCallie HS
98	JR Bivens	DE	6-0	236	r-Fr.	1	Roswell, GA/Blessed Trinity Catholic HS
99	Jordan Branch	DT	6-0	283	r-So.	2	Maury City, TN/Crockett County HS
	Thomas Burks	PK	6-1	185	r-So.	0	Murfreesboro, TN/Chattanooga
	Landon Burrell	WR	6-4	193	Fr.	0	Chatsworth, GA/North Murray HS
	Langston Cross	DL	6-2	250	r-Jr.	0	Bowie, MD/Towson
	Stone Frost	QB	5-10	202	r-Fr.	0	Decaturville, TN/Riverside HS
	Dajeun Gibson	CB	6-0	185	Fr.	0	Antioch, TN/Blackman HS
	Jonathan Haynes	WR	6-0	200	So.	0	North Wales, PA/North Penn HS
	Chris Johnson	CB	5-10	180	Fr.	0	Murfreesboro, TN/Riverdale HS
	Karter Johnson	OL	6-5	277	Fr.	0	Murfreesboro, TN/Siegel HS
	Charlie Shalley	LS	6-4	250	Fr.	0	Tallahassee, FL/Florida State HS

Pronunciation Guide (check website roster to actually hear player pronunciation)

Jurriente Davis Juh-Ron-Tay
 Mike Diliello Deh-l-el-owe
 Tyrece Edwards tie-REESE
 Micaleous Elder Mih-KAY-Lee-Us
 DJ England-Chisolm Chiz-umm
 Tyler Falvey Foul-Vee
 Raheme Fuller Rah-Heem
 Izaiah Gathings GATH-ings
 Jacqui Graham Juh-Key
 Raquon Hartley Ray-Kwan
 Netori Johnson Nuh-Tore-eee

Steven Losoya Luh-Soy-yuh
 Davon Martin Dove-on
 Chaton Mobley Chuh-taan mob-lee
 Marvae Myers-Glover Mar-Vay
 Frank Peasant Pea-sent
 Amir Rasul Rah-Soole
 Taharin Sudderth Tuh-Hair-in Sudd-Er-Ith
 Marquel Tinsley Mar-Quail
 Kyle Ulbrich Ull-Brick
 Alex Usry Us-ree
 Nicholas Vattiato VAT-tee-ah-doe



MIDDLE TENNESSEE FOOTBALL

TEAM TOTALS

GAME	FINAL SCORE	BY QUARTERS					FIRST DOWNS				RUSHING			PASSING			TOT. OFF.		PUNTING	FUMBLES	PENALTY	THIRD	AVG.	TOTAL
		1	2	3	4	OT	RU	PA	PN	TOT	ATT	YDS	TD	C-A-I	YDS	TD	ATT	YDS	NO-AVG	NO-LOST	NO-YDS	DNWS	F.POS	TOP
MT	50	0	21	7	22	0	8	11	0	19	34	89	2	20-26-0	248	3	60	337	5-45.0	1-0	7-55	3-10	M42	26:07
Monmouth	15	0	7	8	0	0	10	7	0	17	38	88	1	27-42-1	186	1	80	274	5-37.4	3-3	2-15	6-17	MU25	33:53
MT	14	0	7	0	7	0	9	11	0	20	36	66	0	26-40-1	283	2	76	349	6-45.8	1-0	6-52	7-16	M23	31:33
VT	35	7	7	14	7	0	14	8	2	24	39	224	4	17-28-0	159	1	67	383	4-42.5	0-0	3-26	7-12	V34	28:27
MT	13	0	0	0	13	0	1	9	1	11	25	8	0	14-30-1	191	2	55	199	10-44.1	1-1	5-47	2-14	M31	23:01
UTSA	27	7	3	7	10	0	8	13	2	23	44	175	0	26-45-2	277	2	89	452	4-41.5	1-1	7-60	10-20	U32	36:59
MT	39	7	10	7	15	0	6	16	3	25	23	123	0	28-40-0	379	5	63	502	5-42.4	1-0	10-86	2-11	M23	25:25
Charlotte	42	14	0	14	14	0	11	17	2	30	40	220	2	25-36-0	339	4	76	559	3-48.7	2-1	7-62	5-12	C27	34:35
MT	34	7	21	6	0	0	9	4	3	16	49	209	2	12-21-1	105	2	70	314	7-43.0	1-1	7-62	4-15	M38	33:15
Marshall	28	0	14	0	14	0	10	17	1	28	35	172	3	31-47-2	321	1	82	493	6-36.3	4-4	9-69	4-12	MU29	26:45
MT	13	0	7	6	0	0	3	8	1	12	21	35	0	22-42-1	230	2	63	265	5-42.4	2-1	5-37	4-14	M29	24:48
Liberty	41	14	10	10	7	0	12	10	0	22	42	227	3	17-30-3	222	2	72	449	4-38.5	0-0	7-62	6-12	L31	35:12
MT	44	3	21	10	10	0	10	16	4	30	44	155	1	28-40-0	318	4	84	473	2-49.5	2-0	7-65	6-16	M39	37:22
UConn	13	0	13	0	0	0	7	6	2	15	28	67	0	21-37-2	237	1	65	304	4-39.8	4-1	8-75	4-14	U23	22:38
MT	35	14	7	14	0	0	6	7	3	16	35	145	2	14-21-1	142	0	56	287	3-49.7	4-3	8-83	1-9	M39	27:00
So. Miss	10	7	0	3	0	0	9	10	4	23	41	50	0	18-41-3	184	1	82	234	6-37.2	2-2	12-96	5-18	U28	33:00
MT	21	7	7	0	7	0	11	8	0	19	35	123	1	27-46-6	226	2	81	349	4-43.3	2-1	6-56	7-17		33:02
WKU	48	21	10	17	0	0	3	14	2	19	23	71	1	29-50-0	281	4	73	352	5-43.8	1-0	4-15	7-16		26:58
MT	50	7	27	9	7	0	14	9	0	23	47	261	3	21-26-0	153	2	73	414	3-43.7	2-0	5-58	3-13	M41	34:26
FIU	10	3	0	0	7	0	4	6	1	11	32	67	1	11-22-2	88	0	54	155	3-44.7	2-2	2-15	3-11	F25	25:34
MT																								
ODU																								
MT																								
FAU																								

STARTING LINEUPS

OFFENSE	QB	RB	WR	WR	WR	TE	LT	LG	C	RG	RT
Monmouth	Hockman	Rasul	Pierce	Windham	Chisolm	Sewell	Losoya	Hinton	Palmer	Johnson	Robinson
Virginia Tech	Hockman	Rasul	Pierce	Windham	Chisolm	Gilchrist	Losoya	Hinton	Palmer	Johnson	Robinson
UTSA	Hockman	Rasul	Pierce	Gathings	Chisolm	Marshall	Losoya	Hinton	Palmer	Johnson	Robinson
Charlotte	Cunningham	Rasul	Pierce	Gathings	Chisolm	Marshall	Losoya	Hinton	Palmer	Johnson	Graham
Marshall	Cunningham	Anderson	Pierce	Gathings	Chisolm	Marshall	Graham	Hinton	Palmer	Johnson	Robinson
Liberty	Cunningham	Mobley	Pierce	Gathings	Lane	Marshall	Graham	Hinton	Palmer	Johnson	Robinson
UConn	Cunningham	Mobley	Pierce	Windham	Lane	Marshall	Losoya	Ryles	Palmer	Johnson	Robinson
So. Miss	Cunningham	Pettaway	Pierce	Ali	Lane	Marshall	Losoya	Ryles	Palmer	Johnson	Robinson
WKU	Vattiato	Pettaway	Pierce	Windham	Lane	Marshall	Losoya	Ryles	Palmer	Johnson	Robinson
FIU	Vattiato	Peasant	Pierce	Windham	Lane	Marshall	Losoya	Hinton	Palmer	Johnson	Robinson
ODU											
FAU											

DEFENSE	LE	T	T	RE	SAM	MIKE	WILL	LC	SS	FS	RC
Monmouth	Kinley	Branch	Wood	Ferguson	Davis	Butler	Thomas	Ross	Grate	Blankenship	Patterson
Virginia Tech	Kinley	Branch	Wood	Ferguson	Davis	Butler	Thomas	Patterson	Grate	Blankenship	Ross
UTSA	Kinley	Branch	Wood	Ferguson	Davis	Butler	Hartley	Ross	Grate	Blankenship	Patterson
Charlotte	Kinley	Ferguson	Wood	Starling	Davis	Curtis	Smith	Ross	Grate	Blankenship	Riley
Marshall	Kinley	Wyatt	Wood	Ferguson	Davis	Thomas	Hartley	Jackson	Grate	Blankenship	Ross
Liberty	Kinley	Cook	Wood	Ferguson	Davis	Thomas	Smith	Ross	Grate	Blankenship	Jackson
UConn	Kinley	Wyatt	Wood	Ferguson	Davis	Thomas	Smith	Ross	Grate	Blankenship	Patterson
So. Miss	Kinley	Wyatt	Wood	Ferguson	Davis	Butler	Thomas	Jackson	Grate	Blankenship	Riley
WKU	Kinley	Cook	Stanley (db)	Ferguson	Davis	Butler	Thomas	Jackson	Grate	Blankenship	Riley
FIU	Kinley	Wyatt	Wood	Ferguson	Davis	Butler	Thomas	Jackson	Grate	Blankenship	Riley
ODU											
FAU											

Career Starts

Reed Blankenship.....	50	Decorian Patterson.....	13	Jahlil Ryles.....	8	Eric Magwood.....	2
DQ Thomas.....	41	Dorian Hinton.....	13	Cody Smith.....	7	Raquon Hartley.....	2
C.J. Windham.....	32	DJ England-Chisholm.....	12	Jalen Jackson.....	7	Frank Peasant.....	2
Kyle Ulbrich.....	31	Richard Kinley.....	11	Joeseeph Sewell.....	5	Nick Vattiato.....	2
Jarrin Pierce.....	29	Steven Losoya.....	11	Chase Cunningham.....	5	Jalen Davis.....	1
Greg Grate.....	27	Jordan Branch.....	10	Jaylin Lane.....	5	Marvae Myers-Glover.....	1
Jordan Ferguson.....	21	Teldrick Ross.....	10	Amir Rasul.....	4	Deidrick Stanley.....	1
Jimmy Marshall.....	20	Yusuf Ali.....	10	Izalah Gathings.....	4	Devyn Curtis.....	1
Marcus Greer.....	19	Zaylin Wood.....	10	Ja'Kerrius Wyatt.....	4		
Chaton Mobley.....	17	Lance Robinson.....	10	Jacqui Graham.....	3		
Brad Anderson.....	16	Netori Johnson.....	10	Bailey Hockman.....	3		
Jordan Palmer.....	16	Jurriente Davis.....	10	Marley Cook.....	2		
Will Gilchrist.....	14	Jorden Starling.....	9	Martell Pettaway.....	2		
Jonathan Butler.....	14	Quincy Riley.....	9	Raheme Fuller.....	2		



SCORING DRIVES

SCORING DRIVES - MIDDLE TENNESSEE

OPP.	NO OF PLYS	TOT. YDS	DRIVE TIME	SCORE TYPE	SCORE TIME/QTR	DRIVE START	SCORING PLAY
Monmouth		70		TD	14:44/2nd		Lane 70 PR
Monmouth	4	58	1:03	TD	1:44/2nd	M42	Chisolm 29 rec
Monmouth	2	35	:13	TD	:44/2nd	MU35	Lane 32 rec
Monmouth	7	65	2:52	TD	8:33/3rd	M35	Mobley 9 run
Monmouth				TD	13:30/4th		Ross 44 IR
Monmouth	4	38	1:43	TD	9:47/4th	MU38	Windham 6 rec
Monmouth	2	7	:44	TD	6:03/4th	MU7	Pettaway 9 run
VT	11	75	3:42	TD	5:17/2nd	M25	Windham 5 rec
VT	13	86	4:40	TD	:27/4th	M14	Tinsley 6 rec
UTSA	4	54	1:50	TD	3:28/4th	M46	Marshall 23 rec
UTSA	4	69	1:23	TD	:57/4th	M31	Pierce 16 rec
CLT	9	75	3:58	TD	3:27/1st	M25	Marshall 7 rec
CLT	12	75	4:42	TD	11:15/2nd	M25	Lane 24 rec
CLT	6	58	2:53	FG	7:49/2nd	M33	Rankin 26 FG
CLT	3	75	:48	TD	6:16/3rd	M25	Chisolm 51 rec
CLT	8	75	2:06	TD	8:21/4th	M25	Pierce 16 rec
CLT	8	75	1:48	TD	2:12/4th	M25	Ali 12 rec
MU	10	62	4:18	TD	9:04/1st	M38	DiLiello 3 run
MU	8	58	3:28	TD	12:41/2nd	M42	Pierce 13 rec
MU	4	49	1:41	TD	9:04/2nd	MU49	Mobley 41 run
MU	6	69	2:02	TD	5:52/2nd	M31	Lane 34 rec
MU				TD	2:30/3rd		Blankenship 90 FR
LU	9	84	3:51	TD	2:56/2nd	M16	Marshall 6 rec
LU	4	31	1:07	TD	8:07/3rd	L31	Pierce 31 rec
UConn	9	30	4:06	FG	2:46/1st	M33	Rankin 20 FG
UConn	4	51	1:01	TD	14:56/2nd	M49	Marshall 14 rec
UConn	7	75	2:16	TD	4:02/2nd	M25	Gathings 25 rec
UConn	6	64	1:50	TD	1:15/2nd	M36	Marshall 18 rec
UConn	16	58	7:24	FG	7:32/3rd	M28	Rankin 32 FG
UConn	12	71	3:09	TD	3:02/3rd	M29	Pettaway 1 run
UConn	8	56	3:49	TD	12:31/4th	M44	Pierce 24 rec
UConn	8	21	4:36	FG	7:16/4th	U26	Rankin 22 FG
USM	7	29	2:30	TD	1:08/1st	U29	DiLiello 6 run
USM				TD	:14/1st		Fluellen 18 PR
USM				TD	11:42/2nd		Branch 29 FR
USM	7	81	2:31	TD	5:06/3rd	M19	DiLiello 14 run
USM				TD	:26/3rd		Thomas 43 INT
WKU	8	75	3:11	TD	11:49/1st	M25	Chisolm 45 rec
WKU	5	52	1:38	TD	9:08/2nd	M48	Ali 36 rec
WKU	3	16	1:04	TD	13:35/4th	W16	Peasant 5 run
FIU	14	75	6:00	TD	9:00/1st	M25	Marshall 12 rec
FIU	15	75	5:57	TD	13:30/2nd	M25	Ali 1 rec
FIU	12	58	5:05	TD	6:52/2nd	M42	Peasant 2 run
FIU				TD	6:34/2nd		Riley 45 INT
FIU	5	10	2:27	FG	3:54/2nd	F16	Rankin 24 FG
FIU	5	16	1:49	FG	1:26/2nd	F45	Rankin 46 FG
FIU				Safety	10:13/3rd		Cook Sack
FIU	1	57	:13	TD	9:52/3rd	M43	Pettaway 57 run
FIU	9	74	3:56	TD	14:11/4th	M26	Lane 29 rec

SCORING DRIVES - OPPONENTS

OPP.	NO OF PLYS	TOT. YDS	DRIVE TIME	SCORE TYPE	SCORE TIME/QTR	DRIVE START	SCORING PLAY
Monmouth	12	79	5:47	TD	8:51/2nd	MO21	Archie 22 rec
Monmouth	14	75	6:21	TD	2:12/3rd	MO25	Muskett 1 run
Monmouth	15	79	7:36	TD	:19/1st	VT3	Robinson 6 rec
VT	9	35	4:04	TD	8:55/2nd	M35	Blumrick 2 run
VT	6	93	2:54	TD	7:52/3rd	VT7	Holston 29 run
VT	5	31	2:09	TD	3:16/3rd	VT31	Blackshear 6 run
VT	7	70	1:46	TD	11:27/4th	VT30	Blackshear 1 run
UTSA	7	86	2:48	TD	3:01/1st	U14	Franklin 33 rec
UTSA	16	72	6:39	FG	2:22/2nd	U20	Duplessis 30 FG
UTSA	15	76	4:45	TD	10:08/3rd	U24	Cephus 12 rec
UTSA				TD	12:56/4th		Dantzler 6 FR
UTSA	7	21	3:12	FG	8:01/4th	MT21	Duplessis 38 FG
CLT	10	86	4:58	TD	7:25/1st	C14	DuBose 17 rec
CLT	5	65	2:24	TD	:57/1st	C35	DuBose 12 rec
CLT	9	89	4:13	TD	7:04/3rd	C11	Spencer 18 rec
CLT	7	77	3:10	TD	:00/3rd	C23	Camp 44 run
CLT	7	65	2:55	TD	10:27/4th	C35	Byrd 19 rec
CLT	11	88	4:21	TD	4:00/4th	C25	Reynolds 1 run
MU	4	73	:20	TD	10:56/2nd	MU27	Ali 12 run
MU	8	80	2:05	TD	:55/2nd	MU20	Ali 1 run
MU	17	89	4:25	TD	9:44/4th	MU11	Ali 2 run
MU	12	97	3:03	TD	1:12/4th	MU3	Ahmed 17 rec
LU	3	45	1:19	TD	10:59/1st	MT45	Douglas 35 rec
LU	6	84	2:22	TD	:13/1st	L16	Jackson 5 rec
LU	11	80	5:39	TD	6:55/2nd	L20	Green 1 run
LU	10	74	1:57	FG	:40/2nd	L7	Beck 37 FG
LU				Safety	12:05/3rd		
LU	8	67	4:33	TD	3:25/3rd	L33	Mack 2 run
LU	7	48	4:31	TD	4:17/4th	M48	Willis 1 run
UConn	12	85	4:12	TD	10:43/2nd	U15	Nieminski 8 rec
UConn	7	47	1:59	FG	6:18/2nd	U23	McFadden 47 FG
UConn	7	77	1:11	FG	:00/2nd	U19	McFadden 21 FG
USM	3	39	1:01	TD	7:47/1st	M39	Brownlee 13 rec
USM	11	48	3:35	FG	7:46/3rd	U31	Bourgeois 38 FG
WKU	7	68	1:22	TD	10:21/1st	W32	Davis 17 rec
WKU	2	19	:36	TD	6:09/1st	M19	Corley 5 rec
WKU				TD	2:07/1st		Bishop 38 INT
WKU	9	54	3:38	FG	5:24/2nd	W29	Narveson 35 FG
WKU	2	10	:09	TD	3:35/2nd	M10	Tinsley 10 rec
WKU	7	74	3:39	TD	11:21/3rd	W26	Davis 28 rec
WKU	4	33	1:16	TD	9:18/3rd	M33	Zappe 8 run
WKU	4	4	:57	FG	7:38/3rd	M29	Narveson 43 FG
FIU	11	40	4:33	FG	4:27/1st	F25	Gabriel 53 FG
FIU	8	53	4:18	TD	6:08/4th	F47	Williams 8 run



MIDDLE TENNESSEE FOOTBALL

DRIVES

GAME-OPENING DRIVES

Opponent	Middle Tennessee			Opponents		
	Pts.	1st Dns	Yds	Pts	1st Dns	Yds
Monmouth	0	0	4	0	0	6
VT	0	0	-14	0	0	-14
UTSA	0	0	4	0	1	25
Charlotte	0	1	18	7	5	86
Marshall	7	4	62	0	0	9
Liberty	0	1	20	7	2	45
UConn	0	0	0	0	0	9
So. Miss	0	1	14	0	1	18
WKU	7	3	75	7	3	68
FIU	7	6	75	3	3	40
ODU						
FAU						

SECOND HALF-OPENING DRIVES

Opponent	Middle Tennessee			Opponents		
	Pts.	1st Dns	Yds	Pts	1st Dns	Yds
Monmouth	0	0	2	0	0	0
VT	0	2	40	7	3	93
UTSA	0	1	21	7	5	76
Charlotte	0	2	57	0	2	33
Marshall	0	1	11	0	0	0
Liberty	0	0	-12	0	0	7
UConn	3	4	56	0	0	-1
So. Miss	0	1	36	0	0	3
WKU	0	0	8	7	3	74
FIU	0	0	1	0	0	-4
ODU						
FAU						

DRIVES SUPERLATIVES

	Middle Tennessee	Opponent
Most Plays/Result	16 vs UConn/FG	17/TD by Marshall
Most Yards/Result	86/TD vs Virginia Tech	97/TD by Marshall
Most Time/Result	7:24 vs UConn/FG	7:36/TD by Virginia Tech

TOP PFF GRADES (minimum 25 snaps played)

OFFENSE	1	2	3	4	5
Monmouth	Bailey Hockman: 80.8%	Windham: 75.8%	S. Losoya: 72.3%	J. Pierce: 69.3%	D. Hinton: 60.3%
Virginia Tech	J. Marshall: 76.9%	L. Robinson: 73.0%	B. Hockman: 67.0%	A. Rasul: 64.7%	S. Losoya: 64.6%
UTSA	J. Palmer: 66.0%	I. Gathings: 62.8	J. Marshall: 62.5	N. Johnson: 61.6%	L. Robinson: 59.7%
Charlotte	Cunningham: 91.9%	Pierce: 77.9%	J. Marshall: 75.5%	J. Lane: 71.7%	Y. Ali: 67.6%
Marshall	Mobley: 80.1%	Gathings: 78.8%	Robinson: 71.5%	Cunningham: 66.4%	Pierce: 63.4%
Liberty	Windham: 73.3%	Pierce: 65.8%	Marshall: 63.4%	Palmer: 62.0%	Ali: 60.0%
UConn	Cunningham: 74.7%	N. Johnson: 74.2%	Losoya: 72.9%	Robinson: 71.4%	Graham: 71.1%
So. Miss	Robinson: 74.3%	N. Johnson: 74.9%	Pierce: 68.3%	Losoya: 66.0%	Ryles: 64.5%
WKU	Robinson: 75.3%	England-Chisolm: 73.8%	Losoya: 66.1%	Peasant: 63.1%	Marshall: 63.1%
FIU	Marshall: 81.9%	Ali: 80.1%	Losoya: 74.3%	Pettaway: 74.0%	Johnson: 73.0%
ODU					
FAU					

DEFENSE	1	2	3	4	5
Monmouth	J. Ferguson: 81.3%	JR Bivens: 76.8%	DQ Thomas: 76.0%	M. Cook: 74.9%	Z. Wood: 73.3%
Virginia Tech	T. Fluellen: 72.9%	J. Ferguson: 72.5%	T. Ross: 71.4%	DQ Thomas: 64.5%	R. Kinley: 62.7%
UTSA	J. Ferguson: 79.2%	C. Smith: 78.6%	R. Blankenship: 76.9%	G. Grate: 72.4%	JR Bivens: 71.9%
Charlotte	R. Blankenship: 71.1%	G. Grate: 70.1%	D. Curtis: 69.6%	Q. Riley: 67.4%	J. Ferguson: 66.1%
Marshall	Deidrick Stanley: 69.2%	Ferguson: 68.2%	Ju. Davis: 66.7%	Jalen Jackson: 59.3%	Blankenship: 58.5%
Liberty	Patterson: 75.8%	Cook: 74.0%	Grate: 68.8%	Smith: 68.7%	Starling: 66.0%
UConn	Ferguson: 82.6%	Thomas: 80.7%	Blankenship: 80%	Cook: 73.8%	Grate: 72.9%
So. Miss	Ferguson: 90.7%	Branch: 82.1%	Wood: 80.4%	Blankenship: 79.2%	Cook: 77.6%
WKU	Diedrick Stanley: 77.5%	Riley: 72.5%	Jackson: 71.0%	Grate: 70.8%	Fluellan: 67.1%
FIU	Riley: 87.7%	Grate: 81.0%	Blankenship: 76.8%	Butler: 75.8%	Wyatt: 71.0%
ODU					
FAU					



THE LAST TIME ...

MIDDLE TENNESSEE

SHUT OUT AN OPPONENT: September 3, 2016, vs Alabama A&M. Score: 55-0
HAD AN OFFENSIVE DRIVE OF 90 OR MORE YARDS: Sept. 25, 2020 vs UTSA (96 yards, TD)
RUSHED FOR MORE THAN 300 YARDS: Oct. 26, 2019, vs FIU (471 yards)
RUSHED FOR MORE THAN 400 YARDS: Oct. 26, 2019, vs FIU (471 yards)
PASSED FOR MORE THAN 300 YARDS: Oct. 22, 2021, vs UConn (318 yards)
HAD MORE THAN 500 YARDS TOTAL OFFENSE: Sept. 24, 2021, vs Charlotte (502 yards)
HAD MORE THAN 600 YARDS TOTAL OFFENSE: Sept. 7, 2019, vs TSU (604 yards)
SCORED MORE THAN 50 POINTS: Oct. 27, 2018, vs ODU (51 points)
SCORED ON ITS FIRST PLAY FROM SCRIMMAGE: August 29, 2013 vs Western Carolina (Jordan Parker 65-yard run)
FAILED TO HAVE AT LEAST 150 YARDS OF TOTAL OFFENSE: October 20, 2018 vs Charlotte (144 yards)
FAILED TO RUSH FOR MORE THAN 100 YARDS: Sept. 18, 2021 vs UTSA (25 carries, 8 yards)
FAILED TO PASS FOR MORE THAN 100 YARDS: Oct. 26, 2019 vs FIU (25 yards)
HELD AN OPPONENT TO LESS THAN 100 YARDS RUSHING: Nov. 13, 2021, vs FIU (67 yards)
HELD AN OPPONENT TO LESS THAN 100 YARDS PASSING: Nov. 13, 2021, vs FIU (88 yards)
HELD AN OPPONENT TO LESS THAN 200 YARDS TOTAL OFFENSE: November 13, 2021, vs FIU (155 yards)
HELD AN OPPONENT TO LESS THAN 300 YARDS TOTAL OFFENSE: November 13, 2021, vs FIU (155 yards)
RETURNED A KICKOFF FOR A TOUCHDOWN: November 1, 2012 vs WKU (Reggie Whatley - 96 yards)
RETURNED OPENING KICKOFF FOR A TOUCHDOWN: October 6, 2006 vs Louisville (Damon Nickson - 88 yards)
RETURNED A PUNT FOR A TOUCHDOWN: September 4, 2021 vs Monmouth (Jaylin Lane - 70 yards)
RETURNED A BLOCKED PUNT FOR A TOUCHDOWN: October 30, 2021 vs USM (Ralph Mency block, Tra Fluellen TD - 18 yards)
BLOCKED AN OPPONENT PUNT: October 30, 2021 vs USM (Ralph Mency)
BLOCKED A FIELD GOAL: Sept. 24, 2021 vs Charlotte (Jordan Starling)
RETURNED BLOCKED FIELD GOAL FOR A TOUCHDOWN: September 5, 2015 vs Jackson State (Jamarcus Howard - 63 yards)
RETURNED A PASS INTERCEPTION FOR A TOUCHDOWN: Nov. 13, 2021, vs FIU: (Quincy Riley - 45 yards)
RETURNED A FUMBLE FOR A TOUCHDOWN: October 30, 2021 vs USM (Jordan Branch - 29 yards)
SCORED A SAFETY: Nov. 13, 2021, vs FIU (Cook sack for safety)
SCORED A 2-POINT CONVERSION: September 24, 2021 vs Monmouth (Jaylin Lane reception)
SCORED A TD ON OFFENSE, DEFENSE AND SPECIAL TEAMS: Oct. 30, 2021 vs USM
SCORED ON GAMES FINAL PLAY FOR WIN: Oct. 24, 2013 vs Marshall (9-yard TD catch by Tavarres Jefferson 0:00 on clock) Final Score: MT 51, Marshall 49
PLAYER RUSHED FOR MORE THAN 100 YARDS: Oct. 2, 2021, vs Marshall (C. Mobley 132 yards)
TWO PLAYERS RUSHED FOR MORE THAN 100 YARDS: Oct. 26, 2019, vs FIU (A. O'Hara 159 yards; J. McDonald 138 yards, T. West 130 yards)
THREE PLAYERS RUSHED FOR MORE THAN 100 YARDS: Oct. 26, 2019, vs FIU (A. O'Hara 159 yards; J. McDonald 138 yards, T. West 130 yards)
TWO PLAYERS RUSHED FOR MORE THAN 200 YARDS: November 26, 2016, FAU (I'Tavius Mathers - 213; Richie James - 207)
PLAYER RUSHED FOR MORE THAN 200 YARDS: November 26, 2016, FAU (I'Tavius Mathers - 213; Richie James - 207)
PLAYER HAD 100 OR MORE YARDS RECEIVING: Oct. 2, 2021, vs Marshall (C. Mobley 132 yards)
PLAYER HAD 100 YARDS RUSHING AND 100 YARDS RECEIVING: Nov. 26, 2016 vs FAU (Richie James - 207 rushing, 120 receiving)
PLAYER HAD 200 YARDS RUSHING AND 100 YARDS RECEIVING: Nov. 26, 2016 vs FAU (Richie James - 207 rushing, 120 receiving)
TWO PLAYERS HAD 100 OR MORE RECEIVING YARDS: Nov. 16, 2019, vs Rice (Ty Lee - 154 yards; Jimmy Marshall - 112 yards)
HAD 300-YD PASSER, 100-YD RECEIVER, 100-YD RUSHER: Oct. 15, 2016 (B. Stockstill 434 passing, R. James 223 receiving, I. Mathers 143 rushing)
PLAYER HAD MULTIPLE INTERCEPTIONS: Sept. 18, 2021 vs UTSA (Quincy Riley - 2 INTs)
PLAYED AN OVERTIME GAME: October 24, 2020 vs Rice (MT 40, Rice 34; 2 OT)

OPPONENT

MIDDLE TENNESSEE WAS SHUT OUT: Sept. 5, 2020 vs Army. Score: 42-0
RUSHED FOR MORE THAN 250 YARDS: Oct. 17, 2020 by UNT (462 yards)
RUSHED FOR MORE THAN 400 YARDS: Oct. 17, 2020, by North Texas (462 yards)
PASSED FOR MORE THAN 300 YARDS: Oct. 2, 2021, by Marshall (321 yards)
PASSED FOR MORE THAN 400 YARDS: November 17, 2017, by WKU (485 yards)
HAD MORE THAN 500 YARDS TOTAL OFFENSE: Sept. 24, 2021, by Charlotte (559 yards)
HAD MORE THAN 600 YARDS TOTAL OFFENSE: Oct. 17, 2020, by North Texas (768 yards)
HELD MT TO LESS THAN 100 YARDS OF TOTAL OFFENSE: September 15, 2007 vs LSU (90 yards)
HELD MT TO LESS THAN 50 TOTAL RUSHING YARDS: Oct. 9, 2021 vs Liberty, (35 yards)
HELD MT TO LESS THAN 100 TOTAL PASSING YARDS: November 29, 2014 vs UTEP (99 yards)
SCORED 50 POINTS: December 24, 2016 by Hawaii: Score: 52-35
RETURNED A KICKOFF FOR A TOUCHDOWN: September 19, 2015, by Charlotte (Uriah LeMay - 48 yards)
RETURNED A PUNT FOR A TOUCHDOWN: September 15, 2018, by Georgia (Mecole Hardman - 70 yards)
SCORED ON A KICKOFF AND PUNT RETURN IN SAME GAME: September 5, 2009, by Clemson
RETURNED A BLOCKED PUNT FOR A TOUCHDOWN: Oct. 19, 2019, North Texas (D. Harrison)
BLOCKED A PUNT: Oct. 19, 2019, North Texas (D. Gaddie)
BLOCKED A FIELD GOAL: October 17, 2020, by North Texas
BLOCKED A PAT: Sept. 25, 2020 by UTSA
RETURNED A PASS INTERCEPTION FOR A TOUCHDOWN: Nov. 6, 2021, by WKU (Beanie Bishop - 38 yards)
RETURNED A FUMBLE FOR A TOUCHDOWN: October 30, 2021, vs USM (Jordan Branch - 29 yards)
SCORED A SAFETY: October 9, 2021 by Liberty
SCORED A TWO-POINT CONVERSION: Oct. 9, 2021 (Liberty)
PLAYER RUSHED FOR 100 YARDS: Oct. 2, 2021, Marshall (Rasheen Ali - 113 yds)
HAD OVER 130 YARDS IN PUNT RETURNS: September 5, 2009, by Clemson (5-135 yards)

CAREER HIGHS

#0 DE RICHARD KINLEY

Tackles.....7 vs Marshall, 2020
Solo Tackles.....3 vs VT, Liberty, 2021
Tackles for Loss.....1.5 vs Rice, 2020; Liberty, 2021
Sacks.....1.0, three times
Fumble Recovery.....1 vs Monmouth, 2021
Pass Breakup.....1 vs USM, 2021

#1 CB GREG GRATE

Tackles.....14 vs Rice, 2020; UTSA, 2021
Solo Tackles.....10 vs UTSA, 2021
Sacks.....1.0 vs UNT, 2020
Pass Breakups.....1, nine times
Interceptions.....1, eight times
Forced Fumble.....1, seven times
Fumble Recovery.....1 vs UNT, 2020 (20 yard TD)
Tackles for Loss.....2.0 vs UNT, 2020

#2 WR IZAIAH GATHINGS

Receptions.....14 vs Charleston So., 2019
Receiving Yards.....172 vs Charleston So., 2019
Long Reception.....43 vs NC Central, 2019
Receiving TD.....2, four times

#3 CB QUINCY RILEY

Tackles.....8 vs Charlotte, 2021
Solo Tackles.....5 vs WKU, 2020
Tackles for Loss.....2.0 vs Charlotte, 2021
Pass Breakups.....2 vs UTSA, WKU, 2020
Interception.....2 vs UNT, 2020; vs UTSA, 2021
Touchdown.....1 vs FIU (INT), 2021

#4 LB JOHNATHAN BUTLER

Tackles.....10 vs Rice, 2020
Solo Tackles.....3, three times
Tackles for Loss.....1.0 vs FIU, 2020
Interceptions.....1 vs Troy, 2020
Fumble Recovery.....1 vs Rice, 2020 (TD)
Forced Fumble.....1 vs WKU, 2021

#6 WR JIMMY MARSHALL

Receptions.....8 vs VT, 2021
Receiving Yards.....112 vs Rice, 2019
Long Reception.....59 vs Michigan, 2019
Receiving TD.....2 vs ODU, 2019; vs UConn, 2021

#7 WR DJ ENGLAND-CHISOLM

Receptions....4 vs UTSA, 2020; vs Monmouth, 2021
Receiving Yards.....85 vs UTSA, 2020
Long Reception.....80 vs TSU, 2019
Receiving TD.....1, five times

#7 PK ZEKE RANKIN

Field Goals.....2 vs FIU, 2021
Longest Field Goal.....46 yards vs FIU, 2021
Most Points.....12 vs FIU, 2021

#8 LB DEVYN CURTIS

Tackles.....4, four times
Solo Tackles.....2 vs Charlotte, 2021
Tackles for Loss.....0.5, four times
Pass Breakups.....0
Interception.....0

#9 WR JARRIN PIERCE

Receptions.....11 vs Troy, 20
Receiving Yards.....107 vs UTSA, 2020
Long Reception.....57 vs ODU, 2019
Receiving TD.....1, 11 times

#10 LB JURRIENTE DAVIS

Tackles.....14 vs Liberty, 2021

Solo Tackles.....10 vs Liberty, 2021
Tackles for Loss.....2.0 vs USM, 2021
Sacks.....1.0 vs Marshall, FIU, 2021
Pass Breakup.....1 vs WKU, 2021

#11 WR BRAD ANDERSON

Rushes.....16 vs BGSU, 2017
Rushing Yards.....112 vs FIU, 2017
Long Run.....37 vs FIU, 2017
Receptions.....9 vs UAB, 2017
Receiving Yards.....141 vs UTM, 2018
Long Reception.....66 vs UTM, 2018

#12 S REED BLANKENSHIP

Tackles.....17 vs ODU, 2018
Solo Tackles.....11 vs FAU, 2018
Tackles for Loss.....3.0 vs ODU, 2018
Sacks.....1.0 vs UTEP, 2017; vs ODU, 2018
Pass Breakups.....3 vs UConn, 2021
Interceptions.....2 vs App. St., 2018; vs TSU, 2019
Long INT Return.....100 yards vs ODU, 2018
Blocked Kick.....1 vs TSU, FAU, 2019 (PAT)
Forced Fumble.....1, three times
Fumble Recovery.....1, three times
Long Fumble Return.....90 yds vs Marshall, 2021 (TD)

#12 QB MIKE DILIELLO

Attempts.....12 vs USM, 2021
Completions.....8 vs USM, 2021
Passing Yards.....78 vs USM, 2021
Passing TD.....1 vs Troy, 2020
Long Pass.....40 vs USM, 2021
Rushes.....11 vs USM, 2021
Rushing Yards.....77 vs USM, 2021
Rushing TD.....2 vs USM, 2021
Long Run.....43 vs USM, 2021

#13 P KYLE ULBRICH

Punts.....10 vs UTSA, 2021
Punting Yards.....441 vs UTSA, 2021
Average.....51.5 vs Army, 2020
Long Punt.....75 vs FIU, 2020
Downed Inside 20.....5 vs UTSA, 2021

#15 CB RAHEME FULLER

Tackles.....5 vs WKU, 2019
Solo Tackles.....3 vs WKU, 2019
Pass Breakups.....1 vs WKU, 2019
Interceptions.....0

#16 QB CHASE CUNNINGHAM

Attempts.....42 vs Liberty, 2021
Completions.....28 vs Charlotte, 2021
Passing Yards.....379 vs Charlotte, 2021
Passing TD.....5 vs Charlotte, 2021
Long Pass.....57 vs ODU, 2019
Rushes.....9 vs Charlotte, 2021
Rushing Yards.....65 vs Charlotte, 2021
Rushing TD.....1 vs UNT, 2019
Long Run.....27 vs Charlotte, 2021

#17 S TRA FLUELLEN

Tackles.....4 vs Monmouth, WKU, 2021
Solo Tackles.....3 vs WKU, 2021
Tackles for Loss.....1.0 vs Monmouth, 2021
Pass Breakups.....TBD
Interception.....TBD

#18 QB NICK VATTIATO

Attempts.....41 vs WKU, 2021
Completions.....24 vs WKU, 2021
Passing Yards.....205 vs WKU, 2021

Passing TD.....2 vs WKU, FIU, 2021
Long Pass.....45 vs WKU, 2021
Interceptions.....5 vs WKU, 2021
Rushes.....9 vs FIU, 2021
Rushing Yards.....25 vs FIU, 2021
Rushing TD.....0
Long Run.....10 vs FIU, 2021

#19 CB TELDRICK ROSS

Tackles.....9 vs Charlotte, 2021
Solo Tackles.....6, three times
Pass Breakups.....2, five times
Fumble Recovery.....1 vs UTSA, 2021
Interceptions.....1 vs Monmouth, 2021 (TD)
Tackles for Loss.....1.0 vs Troy, 2020; vs FIU, 2021

#20 LB DQ THOMAS

Tackles.....12 vs UNT, 2020
Solo Tackles.....10 vs VT, 2021
Tackles for Loss.....3.0, twice
Pass Breakups.....1, four times
Sacks.....2.0, twice
Forced Fumble.....1, seven times
Fumble Recovery.....1 vs Marshall, 2021
Interceptions.....1 vs Liberty, USM, 2021

#26 LB WAYNE PARKS

Tackles.....3, four times
Solo Tackles.....3 vs Duke, FAU, 2021
Tackle for Loss.....1.0 vs Duke, 2019
Forced Fumble.....1 vs FIU, 2019
Fumble Recovery.....1 vs Marshall, 2020

#29 CB MARCUS LAFRANCE

Tackles.....5 vs WKU, 2019
Solo Tackles.....4 vs WKU, 2019
Pass Breakups.....0
Interceptions.....0
Tackles for Loss.....0.5 vs WKU, 2019

#30 S MARVAE MYERS-GLOVER

Tackles.....4 vs Marshall, 2019; vs Troy, 2020
Solo Tackles.....4 vs Marshall, 2019
Pass Breakups.....1 vs Troy, 2020
Interceptions.....0

#31 CB DAVON MARTIN

Tackles.....TBD
Solo Tackles.....TBD
Tackles for Loss.....TBD
Pass Breakups.....TBD
Interception.....TBD

#32 RB MARTELL PETTAWAY

Rushes.....30 vs Iowa State, 2016
Rushing Yards.....181 vs Iowa State, 2016
Rushing TD.....2, three times
Long Run.....57 vs FIU, 2021
Receptions.....2 vs Kansas, 2018
Receiving Yards.....34 vs Ok. State, 2018
Long Reception.....34 vs Ok. State, 2018

#33 CB DECORIAN PATTERSON

Tackles.....9 vs FIU, 2020
Solo Tackles.....6, four times
Tackles for Loss.....2.5 vs Troy, 2020
Pass Breakups.....2 vs TSU, FAU, FIU, 2019
Sacks.....1.5 vs Troy, 2020
Interceptions.....1 vs Troy, 2020; vs Liberty, 2021
Fumble Recovery.....1 vs WKU, 2020; vs FIU, 2021
Forced Fumble.....1 vs FIU, 2020

CAREER HIGHS

#34 RB AMIR RASUL

Rushes.....14 vs VT, 2021
 Rushing Yards.....62 vs Delaware St., 2017
 Rushing TD.....1 vs N. Illinois, 2018
 Long Run.....23 vs Delaware St., 2017
 Receptions.....1, four times
 Receiving Yards.....11 vs Delaware St., 2017
 Long Reception.....11 vs Delaware St., 2017

#35 LB JALEN DAVIS

Tackles.....5 vs Rice, 2019
 Solo Tackles.....3 vs Rice, 2019
 Tackles for Loss.....1.0 vs FIU, Rice, 2019
 Pass Breakups.....0

#36 RB FRANK PEASANT

Rushes.....18 vs WKU, 2021
 Rushing Yards.....78 vs WKU, 2021
 Rushing TD.....1, three times
 Long Run.....20 vs Troy, 2020; USM, 2021
 Receptions.....3 vs FIU, 2021
 Receiving Yards.....11 vs FIU, 2021
 Long Reception.....9 vs FIU, 2021

#42 LB CODY SMITH

Tackles.....9 vs Troy, 2020; UTSA, 2021
 Solo Tackles.....8 vs Troy, 2020
 Tackles for Loss.....3.0 vs Rice, 2020
 Pass Breakup.....1 vs TSU, 2019
 Sacks.....2.0 vs Troy, 2020
 Forced Fumble.....1, four times

#44 RB CHATON MOBLEY

Rushes.....25 vs WKU, 2018
 Rushing Yards.....198 vs WKU, 2018
 Rushing TD.....2, three times
 Long Run.....60 vs WKU, 2018
 Receptions.....5 vs UK, 2018
 Receiving Yards.....82 vs WKU, 2019
 Long Reception.....25 vs UK, 2018
 Receiving TD.....1 vs UK, 2018; vs UTSA, 2020
 Blocked Kick.....1 vs Marshall, 2021

#49 DL JORDEN STARLING

Tackles.....7 vs Troy, 2020
 Solo Tackles.....5 vs Troy, 2020
 Tackles for Loss.....1.0, three times
 Sacks.....1 vs USM, 2021
 Pass Breakup.....1 vs UTSA, 2020
 Forced Fumble.....1 vs Monmouth, 2021
 Blocked Kick.....1 vs Charlotte, 2021 (FG)

#52 DL DARIUS "JUJU" WILLIAMS

Tackles.....2 vs Rice, 2020
 Solo Tackles.....2 vs Rice, 2020
 Tackles for Loss.....0

#57 DL MARLEY COOK

Tackles.....4 vs Monmouth, 2021
 Solo Tackles.....3 vs Monmouth, 2021
 Tackles for Loss.....1.0 vs Monmouth, 2021
 Sacks.....1.0 vs Monmouth, USM, FIU, 2021
 Forced Fumble.....1 vs Monmouth, 2021
 Interception.....1 vs USM, 2021
 Safety.....1 vs FIU, 2021

#81 WR CJ WINDHAM

Receptions.....7 vs Rice, 2020; vs Monmouth, 2021
 Receiving Yards.....109 vs Rice, 2020
 Long Reception.....56 vs UTM, 2018
 Receiving TD.....2 vs UTM, 2018; Duke, 2019

#83 WR JAYLIN LANE

Receptions.....4 vs Monmouth, 2021
 Receiving Yards.....91 vs Monmouth, 2021
 Long Reception.....35 vs Monmouth, 2021
 Receiving TD.....1, three times
 Long Punt Return.....70 vs Monmouth, 2021

#84 WR ELIJAH METCALF

Receptions.....3 vs VT, 2021
 Receiving Yards.....48 vs VT, 2021
 Long Reception.....26 vs VT, 2021
 Receiving TD.....0

#86 WR JAMICHAEL THOMPSON

Receptions.....2, four times
 Receiving Yards.....25 vs WKU, 2020
 Long Reception.....21 vs WKU, 2020
 Receiving TD.....0

#87 WR MARQUEL TINSLEY

Receptions.....3 vs FIU, 2020
 Receiving Yards.....38 vs FIU, 2020
 Long Reception.....23 vs FIU, 2020
 Receiving TD.....1 vs VT, 2021

#88 DL JA'KERRIUS WYATT

Tackles.....3 vs VT, 2021
 Solo Tackles.....2 vs VT, 2021
 Fumble Recovery.....1 vs USM, 2021
 Tackles for Loss.....0
 Sacks.....0

#89 WR YUSUF ALI

Receptions.....8 vs UTSA, 2020
 Receiving Yards.....98 vs Rice, 2020
 Long Reception.....36 vs WKU, 2021
 Touchdown.....1, three times

#91 DL JORDAN FERGUSON

Tackles.....9 vs Rice, 2020
 Solo Tackles.....6 vs ASU, 2017; vs Marshall, 2021
 Tackles for Loss.....3.0 vs ODU, 2017; USM, 2021
 Sacks.....2.5 vs USM, 2021
 Interceptions.....1 vs FIU, 2017
 Fumble Recovery.....1, twice
 Forced Fumble.....1, three times
 Pass Breakup.....1 vs UConn, 2021

#94 DL RALPH MENCY

Tackles.....2 vs Army, 2020; Marshall, 2021
 Solo Tackles.....1 vs VT, Charlotte, WKU, 2021
 Tackles for Loss.....0
 Sacks.....0
 Blocked Kick.....1 vs USM, 2021 (punt)

#96 DL ZAYLIN WOOD

Tackles.....5 vs Monmouth, UTSA, 2021
 Solo Tackles.....3 vs Monmouth, 2021
 Tackles for Loss.....1.5 vs WKU, 2021
 Sacks.....0
 Blocked Kick.....1 vs UTSA, 2021 (FG)
 Fumble Recovery.....1 vs Charlotte, 2021

#97 DL QUINDARIUS DUNNIGAN


Tackles.....3 vs Rice, 2020
 Solo Tackles.....1 vs WKU, 2020
 Tackles for Loss.....0
 Sacks.....0

#99 DL JORDAN BRANCH

Tackles.....4 vs Monmouth, 2021
 Solo Tackles.....1, eight times

Tackles for Loss.....1.0 vs Michigan, 2019; VT, 2021
 Sacks.....1.0 vs Michigan, 2019
 Fumble Recovery.....1 vs FIU, 2019; vs USM 2021 (TD)
 Pass Breakup.....1 vs WKU, 2020; vs USM, 2021

MIDDLE TENNESSEE FOOTBALL

GM 1 • 9/4/21 • Floyd Stadium (15,017) • Murfreesboro • 6 PM		
	MONMOUTH	15
	MIDDLE TENNESSEE	50

MURFREESBORO - Middle Tennessee Football rode the momentum of two second-quarter takeaways to take charge in the season opener, converting two Monmouth fumbles into touchdowns to power the Blue Raiders to a 50-15 win at Johnny "Red" Floyd Stadium.

Jaylin Lane got the scoring started in the second quarter, returning a punt 70 yards for his first career punt return touchdown to give Middle Tennessee an early 7-0 lead.

After the Hawks tied the game, Jordan Ferguson forced the first fumble of the night with a sack on Monmouth's Tony Mustkett with 2:47 to go in the second quarter, where Richard Kinley's recovery set up a 29-yard TD pass from Bailey Hockman to DJ England-Chisolm.

Ferguson recovered a fumble the very next defensive series, forced by Marley Cook, with 57 seconds left in the half, leading to a 32-yard pass from Hockman to Jaylin Lane to put the Blue Raiders up 21-7 at halftime.

The second half would see a 10-yard Wildcat touchdown run from Chaton Mobley in the third quarter and an interception returned 44-yards for a touchdown by Teldrick Ross in the fourth to help ice the game for MT. Ross' pick-6 was the Blue Raiders' first since 2019.

Hockman would connect with his old high school wideout, CJ Windham, for his third touchdown of the night to finish his evening at quarterback.

Jurriente Davis would make an impact play in his Blue Raider debut late in the fourth quarter, recovering a fumble forced by Jordan Starling in the red zone, setting up a Martell Pettaway touchdown run.

It marked the first time since 2014 (August 30, 61-7 over Savannah State) the Blue Raiders scored a touchdown via all three facets of the game.

Score by Quarters	1	2	3	4	Score	
Monmouth	0	7	8	0	-	15 Record: (0-1)
Middle Tennessee	0	21	7	22	-	50 Record: (1-0)

Scoring Summary

Q	Time	Team	Scoring Play
2nd	14:44	MT	Lane 70 punt return (Rankin PAT)
2nd	8:51	MU	Archie 22 pass from Muskett (Null PAT), 12-79, 5:47
2nd	1:44	MT	England-Chisolm 29 pass from Hockman (Rankin PAT), 4-58, 1:03
2nd	:44	MT	Lane 32 pass from Hockman (Rankin PAT), 2-35, :13
3rd	8:33	MT	Mobley 9 run (Rankin PAT), 7-65, 2:52
3rd	2:12	MU	Muskett 1 run (Moore pass from Muskett), 14-75, 6:21
4th	13:30	MT	Ross 44 INT (Hockman pass from Marshall)
4th	9:47	MT	Windham 6 pass from Hockman (Usry PAT), 4-38, 1:43
4th	6:03	MT	Pettaway 9 run (Usry PAT), 2-7, :44

	MU	MT
FIRST DOWNS	17	19
RUSHES-YARDS (NET)	38-88	34-89
PASSING YARDS (NET)	186	248
Passes Comp-Att-Int	27-42-1	20-26-0
TOTAL OFFENSE PLAYS-YARDS	80-274	60-337
Fumble Returns-Yards	0-0	1-3
Punt Returns-Yards	1-4	2-70-1
Kickoff Returns-Yards	2-34	1-15
Interception Returns-Yards	0-0	1-44-1
Punts (Number-Avg)	5-37.4	5-45.0
Fumbles-Lost	3-3	1-0
Penalties-Yards	2-15	7-55
Possession Time	33:53	26:07
Third-Down Conversions	6-17	3-10
Fourth-Down Conversions	3-5	0-2
Red Zone Scores-Chances	1-1	4-5
Sacks By: Number-Yards	2-27	3-28


RUSHING: Middle Tennessee-Peasant 5-27; Anderson 3-25; Mobley 4-24; Cunningham 2-19; Rasul 7-18; DiLiello 2-13; England-Chisolm 1-6; Pettaway 3-6; Thompson 1-(-2); Palmer 0-(-7); Team 2-(-7); Elder 2-(-10); Hockman 2-(-23). Monmouth-Farri 18-99; Shirden 8-6; Barnes 4-4; Wright 3-(-1); Muskett 5-(-20).

PASSING: Middle Tennessee-Hockman 17-22-0-215; Cunningham 3-4-0-33. Monmouth-Muskett 25-39-1-177; Smyth 2-3-0-9.

RECEIVING: Middle Tennessee-Windham 5-46; Lane 4-91; Pierce 4-38; England-Chisolm 2-42; Marshall 2-15; Thompson 1-13; Metcalf 2-4; Peasant 1-(-1). Monmouth-Moore 6-30; Greene 5-71; Archie 5-47; Tredway 4-6; Kearney 2-19; Marcus 2-7; Miller 1-6; Bryant 1-4; Wright 1-(-4).

INTERCEPTIONS: Middle Tennessee-Ross 1-44. Monmouth-NONE.

FUMBLES: Middle Tennessee-Hockman 1-0. Monmouth-Tony Muskett 1-1, Owen Wright 1-1, Jaden Shirden 1-1

GM 2 • 9/11/21 • Lane Stadium (53,680) • Blacksburg • 1 PM		
	MIDDLE TENNESSEE	14
	VIRGINIA TECH	35

BLACKSBURG - Middle Tennessee held serve early against No. 19 Virginia Tech, but a strong second half from the Hokie offense proved to be the difference, as the Blue Raiders fell 35-14 at Lane Stadium.

Middle Tennessee was held to just seven yards of offense in the first quarter, and trailed 14-0 early in the second quarter when CJ Windham got the Blue Raiders on the board with a toe-tapping 5-yard touchdown catch with 5:17 left in the first half. Bailey Hockman tossed four passes for completions of ten yards or more on the drive, highlighted by a 27-yard strike to Jarrin Pierce.

The 14-7 scoreline would hold going into halftime, but an explosive first offensive drive put Virginia Tech up 21-7, the first of 21 unanswered points for the Blue Raiders' ACC opponent, allowing the Hokies to pull away and put the game on ice in the fourth quarter.

MT finally broke through for a second half score with 30 seconds left in the game, as Chase Cunningham found Marquel Tinsley on a six yard out route near the front right pylon for a touchdown to push the Blue Raiders into double digits.

Virginia Tech outgained Middle Tennessee's yardage 375-349 overall, but the Blue Raiders held a 283-159 yard advantage in the air. Bailey Hockman completed 19 of 31 passes for 207 yards, tossing a touchdown and an interception on the day. Jimmy Marshall came up big in the receiving game, tying his career in catches with eight receptions for 111 yards. Chase Cunningham looked good in relief of Hockman late, going 7-for-8 for 76 yards and touchdown. in mop-up duty.

On defense, DQ Thomas tallied 11 tackles on the afternoon to lead the Blue Raiders, including a 13-yard sack in the first quarter. Reed Blankenship and Teldrick Ross followed close behind with eight and seven tackles, respectively, with both tallying a tackle for loss. Jordan Ferguson forced two QB hurries, while Decorian Patterson earned the defense's sole pass break up.

Score by Quarters	1	2	3	4	Score	
Middle Tennessee	0	7	0	7	-	14 Record: (1-1)
Virginia Tech	7	7	14	7	-	35 Record: (2-0)

Scoring Summary

Q	Time	Team	Scoring Play
1st	:19	VT	Robinson 6 pass from Burmeister (Romo PAT)
2nd	8:55	VT	Blumrick 2 run (Romo PAT)
2nd	5:17	MT	Windham 5 pass from Hockman (Rankin PAT)
3rd	7:52	VT	Holston 29 run (Romo PAT)
3rd	3:16	VT	Blackshear 6 run (Romo PAT)
4th	11:27	VT	Blackshear 1 run (Romo PAT)
4th	:27	MT	Tinsley 6 pass from Cunningham (Rankin PAT)

	MT	VT
FIRST DOWNS	20	24
RUSHES-YARDS (NET)	36-66	39-224
PASSING YARDS (NET)	283	159
Passes Comp-Att-Int	26-40-1	17-28-0
TOTAL OFFENSE PLAYS-YARDS	76-349	67-383
Fumble Returns-Yards	0-0-0	0-0-0
Punt Returns-Yards	0-0-0	2-60-0
Kickoff Returns-Yards	1-18-0	3-108-0
Interception Returns-Yards	0-0-0	1-30-0
Punts (Number-Avg)	6-45.8	4-42.5
Fumbles-Lost	1-0	0-0
Penalties-Yards	6-52	3-26
Possession Time	31:33	28:27
Third-Down Conversions	7-16	7-12
Fourth-Down Conversions	2-3	1-1
Red Zone Scores-Chances	2-2	4-4
Sacks By: Number-Yards	1-13	3-20

RUSHING: Middle Tennessee-Rasul 14-39; Mobley 11-20; DiLiello 1-17; Pettaway 3-9; Cunningham 1-(-1); Peasant 2-(-4); Hockman 4-(-14). Virginia Tech-Blackshear 10-53; Burmeister 8-52; Blumrick 3-38; Holston 5-31; King 7-15; Kadum 2-13; Thomas 2-11; Turner 1-10; Mitchell 1-1.


PASSING: Middle Tennessee-Hockman 19-32-1-207; Cunningham 7-8-0-76. Virginia Tech-Burmeister 14-24-0-142; Kadum 3-4-0-17.

RECEIVING: Middle Tennessee-Marshall 8-111; Lane 4-30; Metcalf 3-48; Pierce 3-40; Windham 3-15-1; Anderson 1-12; Mobley 1-11; Thompson 1-5; Sweet 1-5.

INTERCEPTIONS: Middle Tennessee-NONE. Virginia Tech-Waller 1-30.

FUMBLES: Middle Tennessee-Windham 1-0. Virginia Tech-NONE.



GM 3 • 9/18/21 • Alamodome (16,202) • San Antonio • 5 PM		
	MIDDLE TENNESSEE	13
	UTSA	27

SAN ANTONIO - Middle Tennessee suffered a tough 27-13 setback against UTSA in the C-USA opener for both teams in front of 16,202 at the Alamodome.

The Blue Raiders (1-2, 0-1) struggled offensively until late in the contest, managing 199 yards of total offense. UTSA (3-0, 1-0) built a 27-0 lead before Middle Tennessee posted a pair of fourth-quarter scores.

Middle Tennessee got on the board when Chase Cunningham hit Jimmy Martin for a 23-yard touchdown reception in the fourth quarter. Cunningham connected with Jarrin Pierce for a 16-yard score on the team's next offensive possession.

The Blue Raider defense, led by Gregory Grate and Reed Blankenship, recorded three turnovers with Quincy Riley hauling in two interceptions. Grate had a game-high 14 tackles, 10 solo, and Blankenship was close behind with 13.

Score by Quarters	1	2	3	4	Score	
Middle Tennessee	0	0	0	13	-	13 Record: (1-2)
UTSA	7	3	7	10	-	27 Record: (3-0)

Scoring Summary

Q	Time	Team	Scoring Play
1st	3:01	UTSA	Franklin 33 pass from Harris (Duplessis PAT), 7-86, 2:48
2nd	2:22	UTSA	Duplessis 30 FG, 16-72, 6:39
3rd	10:08	UTSA	Cephus 12 pass from Harris (Duplessis PAT), 15-76, 4:45
4th	12:56	UTSA	Dantzler 6 fumble return (Duplessis PAT)
4th	8:01	UTSA	Duplessis 38 FG, 7-21, 3:12
4th	3:28	MT	Marshall 23 pass from Cunningham (pass failed), 4-54, 1:50
4th	:57	MT	Pierce 16 pass from Cunningham (Rankin PAT), 4-69, 1:23

	MT	UTSA
FIRST DOWNS	11	23
RUSHES-YARDS (NET)	25-8	44-175
PASSING YARDS (NET)	191	277
Passes Comp-Att-Int	14-30-1	26-45-2
TOTAL OFFENSE PLAYS-YARDS	55-199	89-452
Fumble Returns-Yards	0-0-0	1-3-1
Punt Returns-Yards	1-5-0	5-68-0
Kickoff Returns-Yards	0-0-0	1-24-0
Interception Returns-Yards	2-56-0	1-0-0
Punts (Number-Avg)	10-44.1	4-41.5
Fumbles-Lost	1-1	1-1
Penalties-Yards	5-47	7-60
Possession Time	23:01	36:59
Third-Down Conversions	2-14	10-20
Fourth-Down Conversions	0-1	1-1
Red Zone Scores-Chances	1-2	2-4
Sacks By: Number-Yards	2-5	5-46

RUSHING: Middle Tennessee-Rasul 8-23; Pettaway 6-23; Peasant 2-1; DiLiello 1-0; Elder 1(-2); Cunningham 4(-12); Hockman 3(-25). UTSA-McCormick 23-105; Harris 10-56; Brady 8-18; Daniels 2(-2).

PASSING: Middle Tennessee-Cunningham 9-18-0-150; Hockman 5-12-1-41. UTSA-Harris 24-39-2-264; Adkins 2-5-0-13; Brady 0-1-0-0.

RECEIVING: Middle Tennessee-Gathings 3-65; Marshall 2-51; Ali 2-25; Thompson 2-20; Pierce 2-15; England-Chisolm 2-10; Pettaway 1-5. UTSA-Franklin 8-114; Cephus 8-84; Clark 5-46; Cardenas 2-15; McCormick 2-12; Bradley 1-6.

INTERCEPTIONS: Middle Tennessee-Riley 2-56. UTSA-Mayfield 1-0.

FUMBLES: Middle Tennessee-Cunningham 1-1. UTSA-Clark 1-1.

GM 4 • 9/24/21 • Richardson (11,076) • Charlotte • 5:30 PM		
	MIDDLE TENNESSEE	39
	CHARLOTTE	42

CHARLOTTE - Despite a sterling first career start from redshirt junior quarterback Chase Cunningham, the Middle Tennessee Blue Raiders could not slow down Charlotte in the Queen City, falling to the 49ers 42-39 in MT's second C-USA matchup.

After giving up a touchdown on Charlotte's opening drive, Middle Tennessee struck back with a methodical 75-yard drive, capped off by a seven yard touchdown pass from Cunningham to Jimmy Marshall.

Jaylin Lane would keep things going the next drive, concentrating through tight coverage to catch a pass off the bobble and score MT's second touchdown. The 24-yard toss tied the game. Zeke Rankin would convert the Blue Raiders' first field goal attempt of the season from 26 yards out to give MT its first lead of the game.

Jordan Starling kept the 49ers off the board to open the second half, tipping Charlotte's 35-yard field goal attempt at the line to force the kick wide left.

After another Charlotte touchdown catch, the Blue Raiders responded quickly, driving 75-yards in just 48 seconds, capped off by a 51-yard touchdown catch from DJ England-Chisolm.

Charlotte would score 14 unanswered points to pull away in the second half, taking a 35-24 lead. But a circus catch through tight coverage from Jarrin Pierce would give Cunningham his fourth touchdown of the evening and pull the Blue Raiders within a field goal after his two-point conversion pass was complete to Lane.

The 49ers then drove down and converted a fourth down on the goaline to score their sixth touchdown of the night to take a 42-32 lead. Cunningham and the Middle Tennessee offense responded quickly, driving 75-yards in just 1:48 to pull within three at 42-39 when Cunningham connected with Yusuf Ali for his fifth touchdown pass of the night. But the ensuing onside kick was recovered by Charlotte to ice the game.

Cunningham finished his first career start going 28-for-40 for 379 yards, tossing five touchdowns to five different Blue Raider receivers. He also led the team in rushing with 65 yards on the ground.

Score by Quarters	1	2	3	4	Score	
Middle Tennessee	7	10	7	15	-	39 Record: (1-3)
Charlotte	14	0	14	14	-	42 Record: (3-1)

Scoring Summary

Q	Time	Team	Scoring Play
1st	7:25	CLT	DuBose 17 pass from Reynolds (Cruz PAT), 10-86, 4:58
1st	3:27	MT	Marshall 7 pass from Cunningham (Rankin PAT), 9-75, 3:58
1st	:57	CLT	DuBose 12 pass from Reynolds (Cruz PAT), 5-65, 2:24
2nd	11:15	MT	Lane 24 pass from Cunningham (Rankin PAT), 12-75, 4:42
2nd	7:49	MT	Rankin 26 FG, 6-58, 2:53
3rd	7:04	CLT	Spencer 18 pass from Reynolds (Cruz PAT), 9-89, 4:13
3rd	6:16	MT	Chisolm 51 pass from Cunningham (Rankin PAT), 3-75, :48
3rd	:00	CLT	Camp 44 run (Cruz PAT), 7-77, 3:10
4th	10:27	CLT	Byrd 19 pass from Reynolds (Cruz PAT), 7-65, 2:55
4th	8:21	MT	Pierce 16 pass from Cunningham (Cunningham to Lane), 7-75, 2:06
4th	4:00	CLT	Reynolds 1 run (Cruz PAT), 11-75, 4:21
4th	2:12	MT	Ali 12 pass from Cunningham (Rankin PAT), 8-75, 1:48

	MT	CLT
FIRST DOWNS	25	30
RUSHES-YARDS (NET)	23-123	40-220
PASSING YARDS (NET)	379	339
Passes Comp-Att-Int	28-40-0	25-36-0
TOTAL OFFENSE PLAYS-YARDS	63-502	76-559
Fumble Returns-Yards	0-0-0	0-0-0
Punt Returns-Yards	0-0-0	2-5-0
Kickoff Returns-Yards	0-0-0	4-72-0
Interception Returns-Yards	0-0-0	0-0-0
Punts (Number-Avg)	5-42.4	3-48.7
Fumbles-Lost	1-0	2-1
Penalties-Yards	10-86	7-62
Possession Time	25:25	34:35
Third-Down Conversions	2-11	5-12
Fourth-Down Conversions	2-2	1-1
Red Zone Scores-Chances	4-4	5-6
Sacks By: Number-Yards	0-0	1-1

RUSHING: Middle Tennessee-Cunningham 9-65; Anderson 6-35; Rasul 6-12; Lane 1-7; England-Chisolm 1-4. Charlotte-Camp 12-101; Byrd 14-72; Reynolds 9-32; McEachern 2-15; Tucker 1-13.


PASSING: Middle Tennessee-Cunningham 28-40-0-379; Charlotte-Reynolds 25-36-0-339.

RECEIVING: Middle Tennessee-Pierce 10-92; Marshall 5-73; Lane 4-44; England-Chisolm 3-67; Ali 3-64; Anderson 1-18; Gathings 1-12; Rasul 1-9. Charlotte-DuBose 9-114; Tucker 5-108; Spencer 4-51; Byrd 2-41; Thompson 2-10; Carriere 1-14; Mack 1-3; Camp 1(-2).

INTERCEPTIONS: Middle Tennessee-NONE. Charlotte-NONE.

FUMBLES: Middle Tennessee-Team 1-0. Charlotte-Spencer 1-1; Camp 1-0.

MIDDLE TENNESSEE FOOTBALL

GM 5 • 10/2/21 • Floyd Stadium (15,806) • Murfreesboro • 6 PM		
	MARSHALL	28
	MIDDLE TENNESSEE	34

MURFREESBORO - Middle Tennessee dominated defensively in Floyd Stadium, riding six takeaways to a 34-28 win in the Blue Raider's C-USA home opener.

Middle Tennessee struck first on their first drive of the game, moving the 62 yards down the field for Mike DiLiello to score his first points of the season when he took the sweep read option into the endzone untouched for a 7-0 lead.

Jarrin Pierce would continue the offense's hot start to open the second quarter, securing a toe tapping catchin the back right corner of the endzone to give Middle Tennessee a 14-0 lead with 12:41 left in the half.

After Marshall scored quickly on the ensuing drive, MT struck back with a 43 yard kickoff return by Jaylin Lane to give Middle Tennessee great field position at their own 49. Facing 4th and 2, Chaton Mobley capped the drive off with a 41-yard touchdown run to give MT a 21-7 lead.

On the ensuing drive, Reed Blankenship forced the ball loose with a third down hit on Rasheen Ali, leading a Jurriente Davis recovery and the Blue Raiders first takeaway of the evening.

Jaylin Lane got in on the offensive fun on the next drive, getting a step on the opposite corner and streaking open for a 34-yard touchdown pass from Cunningham to give MT a 28-7 lead.

Both offenses struggled in the third quarter as the rain picked up in Floyd Stadium. Jalen Jackson got in on the takeaway action with an interception late in the third quarter, high pointing an overthrow from Grant Wells to give MT its first interception of the evening.

After a Herd takeaway helped put Marshall in the red zone, Cody Smith laid down yet another big hit on a Marshall running back, popping the ball out right into the arms of Reed Blankenship, who ran the fumble back 91 yards for the Blue Raiders' first defensive touchdown since Teldrick Ross' interception return for a touchdown against Monmouth. The ensuing PAT was blocked, giving MT a 34-14 lead that held going into the fourth quarter.

The Herd would get a touchdown back in the fourth frame, but Deidrick Stanley II helped ice the game when he cut off a crossing pattern and gave Grant Wells his second interception of the night.

After some running of the clock by the Blue Raiders, the Herd would get a late score to pull within six points, but illegal touching on the outside kick gave MT the ball with just over a minute remaining and no Marshall timeouts, icing the game.

Score by Quarters	1	2	3	4	Score	
Middle Tennessee	7	21	6	0	-	34 Record: (2-3)
Marshall	0	14	0	14	-	28 Record: (2-3)

Scoring Summary

Q	Time	Team	Scoring Play
1st	9:04	MT	DiLiello 3 run (Rankin PAT), 10-62, 4:18
2nd	12:41	MT	Pierce 13 pass from Cunningham (Ranking PAT), 8-58, 3:28
2nd	10:56	MU	Ali 12 run (Ciucci PAT), 4-73, :20
2nd	9:04	MT	Mobley 41 run (Rankin PAT), 4-49, 1:41
2nd	5:52	MT	Lane 34 pass from Cunningham (Rankin PAT), 6-69, 2:02
2nd	:55	MU	Ali 1 run (Ciucci PAT), 8-80, 2:05
3rd	2:30	MT	Blankenship 90 fumble return (Rankin Missed PAT)
4th	9:44	MU	Ali 2 run (Ciucci PAT), 17-89, 4:25
4th	1:12	MU	Shadeed 17 pass from Wells (Ciucci PAT), 12-97, 3:03

	MU	MT
FIRST DOWNS	28	16
RUSHES-YARDS (NET)	35-172	49-209
PASSING YARDS (NET)	321	105
Passes Comp-Att-Int	31-47-2	12-21-1
TOTAL OFFENSE PLAYS-YARDS	82-493	70-314
Fumble Returns-Yards	0-0-0	1-90-1
Punt Returns-Yards	2-7-0	2-7-0
Kickoff Returns-Yards	5-53-0	2-62-0
Interception Returns-Yards	1-0-0	2-23-0
Punts (Number-Avg)	6-36.3	7-43.0
Fumbles-Lost	4-4	1-1
Penalties-Yards	9-69	7-62
Possession Time	26:45	33:15
Third-Down Conversions	4-12	4-15
Fourth-Down Conversions	1-1	1-2
Red Zone Scores-Chances	4-5	2-2
Sacks By: Number-Yards	2-14	3-20

RUSHING: Middle Tennessee-Mobley 15-132, Cunningham 11-22, England-Chisolm 1-17, Rasul 7-16, Peasant 6-16, Anderson 5-12, DiLiello 2-5, Marshall-Ali 19-113, McDaniel 5-39, Evans 5-20, Wells 6-0.

PASSING: Middle Tennessee-Cunningham 12-21-1-105, Marshall-Wells 31-47-2-321.

RECEIVING: Middle Tennessee-Gathings 2-22, Pierce 2-10, Ali, 2-4, Lane 1-34, Windham 1-18, Rasul 1-7, England-Chisolm 1-6, Marshall 1-2, Anderson 1-2, Marshall-Gammage 7-81, Ahmed 7-67, Ali 6-48, Johnson 5-76, Gaines 3-24, Harrison 2-4, Scardelle 1-21.

INTERCEPTIONS: Middle Tennessee-Jackson 1-0, Stanley 1-23, Marshall-Johnson 1-0.

FUMBLES: Middle Tennessee-Anderson 1-1, Marshall-Ali 2-2, Evans 1-1, McDaniel 1-1.

GM 6 • 10/9/21 • Williams Stadium (19,935) • Lynchburg • 2:30 PM		
	MIDDLE TENNESSEE	13
	LIBERTY	41

LYNCHBURG - Middle Tennessee started slow and couldn't recover, falling to Liberty 41-13 on the road at Williams Stadium.

Middle Tennessee never found its stride offensively in the first quarter, with all five drives that started in the first quarter ending in either a punt, a loss on downs, or a turnover. Defensively, Liberty quarterback Malik Willis threw his first interception of the season in the first quarter, with Greg Grate high pointing the ball and getting both feet in on the sideline to turn the NFL prospect over. The interception was sandwiched between two Flame touchdowns in the first quarter.

The Blue Raiders finally broke through late in the second quarter, putting together a nine play, 84 yard drive to score their first points of the afternoon. Jimmy Marshall hauled in four catches during the drive, including a six-yard touchdown catch where he followed his blockers and lowered his shoulders into the end zone for the score.

Middle Tennessee entered the locker room at halftime trailing 24-7 after sacking Willis to put the triple zeros on the clock.

The second half points started with a Liberty safety, but the Blue Raider defense responded in a big way on the next drive. DQ Thomas slipped back to cover the tight end seam and high pointed the pass attempt, snaring the team's second interception of the afternoon.

After a turnover on downs, Decorian Patterson would get in on the turnover fun, tracking a deep ball beautifully down the right sideline and adjusting his hips to catch the ball, returning the interception 33 yards deep into Liberty territory.

Facing fourth down on the ensuing drive, Chase Cunningham rolled out right and hit Jarrin Pierce downfield for a 31-yard touchdown pass to pull the Blue Raiders within two scores. The two point conversion attempt following the score failed. Liberty would punch back with a touchdown and two point conversion of their own to take a 34-13 lead into the fourth quarter.

Marshall led all Blue Raiders with seven receptions for 77 yards and a touchdown. Jurriente Davis and Grate both competed for the most tackles, with the linebacker from Greensboro, N.C. just edging out his safety teammate, 14 to 12.

Score by Quarters	1	2	3	4	Score	
Middle Tennessee	0	7	6	0	-	13 Record: (2-4)
Liberty	14	10	10	7	-	41 Record: (5-1)

Scoring Summary

Q	Time	Team	Scoring Play
1st	10:59	LU	Douglas 35 pass from Willis (Beck PAT), 3-45, 1:19
1st	:13	LU	Jackson 5 pass from Willis (Beck PAT), 6-84, 2:22
2nd	6:55	LU	Green 1 run (Beck PAT), 11-80, 5:39
2nd	2:56	MT	Marshall 6 pass from Cunningham (Rankin PAT), 9-84, 3:51
2nd	:40	LU	Beck 37 FG, 10-74, 2:10
3rd	12:05	LU	Team Safety
3rd	8:07	MT	Pierce 31 pass from Cunningham (Pass Failed), 4-31, 1:07
3rd	3:25	LU	Mack 2 run (Willis to Brumm), 8-67, 4:33
4th	4:17	LU	Willis 1 run (Beck PAT), 7-48, 4:31

	MT	LU
FIRST DOWNS	12	22
RUSHES-YARDS (NET)	21-35	42-227
PASSING YARDS (NET)	230	222
Passes Comp-Att-Int	22-42-1	17-30-3
TOTAL OFFENSE PLAYS-YARDS	63-265	72-449
Fumble Returns-Yards	0-0-0	0-0-0
Punt Returns-Yards	1-1-0	2-8-0
Kickoff Returns-Yards	3-59-0	3-58-0
Interception Returns-Yards	3-33-0	1-0-0
Punts (Number-Avg)	5-42.8	4-38.5
Fumbles-Lost	2-1	0-0
Penalties-Yards	5-37	7-62
Possession Time	24:48	35:12
Third-Down Conversions	4-14	6-12
Fourth-Down Conversions	1-4	0-0
Red Zone Scores-Chances	1-1	5-5
Sacks By: Number-Yards	3-16	3-19

RUSHING: Middle Tennessee-Mobley 4-8, Anderson 3-7, Peasant 3-5, England-Chisolm 1-5, Cunningham 6-4, Pettaway 3-4, DiLiello 1-2, Liberty-Mack 14-91, Willis 16-80, Green 4-30, Louis 5-22, Williams 1-3, Boyd 1-1, Staples 1-0.

PASSING: Middle Tennessee-Cunningham 22-42-1-230, Liberty-Willis 17-30-3-222.

RECEIVING: Middle Tennessee-Marshall 7-77, Pierce 4-57, Windham 3-32, Ali 3-26, Mobley 2-0, Lane 1-19, Gathings 1-10, England-Chisolm 1-9, Liberty-Douglas 6-156, Louis 3-5, Shaa 2-12, Stubbs 2-8, Jackson 2-8, Daniels 1-22, Green 1-11.

INTERCEPTIONS: Middle Tennessee-Patterson 1-33, Grate 1-0, Thomas 1-0, Liberty-Rahimi 1-0.

FUMBLES: Middle Tennessee-Peasant 1-1, Cunningham 1-0, Liberty-None.



GM 7 • 10/22/21 • Pratt & Whitney Stadium (10,698) • Storrs • 5 PM

	MIDDLE TENNESSEE	44
	UCONN	13

EAST HARTFORD - Middle Tennessee dominated in the trenches on the road in New England, riding a balanced offensive performance and 11 tackles for loss to a 44-13 victory over UConn at Rentschler Field at Pratt & Whitney Stadium.

The Blue Raiders opened the scoring after recovering a Husky fumble in UConn territory. Zeke Rankin chipped in a 20-yard field goal to give MT a 3-0 lead with 2:46 to go in the first quarter.

Jimmy Marshall kept the good vibes going out of the quarter break, boxing out the Husky defensive back for a 14-yard touchdown catch just four seconds into the second quarter.

After UConn responded with two drives to tie the game, the Blue Raiders put together a methodical, seven play, 75-yard drive, capped off by a 25-yard touchdown catch from Izaiah Gathings. The wideout caught a quick screen on the edge and made his man miss for the easy six points.

After a strong defensive stop on the ensuing drive, the Blue Raiders once again drove down the field for the score, with Chase Cunningham finding Marshall out of the slot.

On the first drive of the second half, Rankin extended the Blue Raider's lead with a 32-yard field goal for a 27-13 advantage.

The Blue Raiders expanded the lead late in the third quarter with another grind-it-out drive, going 71 yards in 12 plays, capped off by Martell Pettaway's 1-yard touchdown run. Pettaway rushed for 31 yards on the drive, while Cunningham rushed for 16 yards and Mobley 13 yards on the drive.

Quincy Riley snared his third interception of the season late in the third, hauling in the tip drill off the hands of Reed Blankenship and returning it 26 yards to the MT 44, ensuring the Huskies would not put points on the board in the third quarter.

Middle Tennessee continued their second half dominance in the fourth quarter, with Cunningham finding Jarrin Pierce for the quarterback's fourth TD pass of the evening.

Score by Quarters	1	2	3	4	Score	
Middle Tennessee	3	21	10	10	-	44 Record: (3-4)
UConn	0	13	0	0	-	13 Record: (1-8)

Scoring Summary

Q	Time	Team	Scoring Play
1st	2:46	MT	Rankin 20 FG, 9-30, 4:06
2nd	14:56	MT	Marshall 14 pass from Cunningham (Rankin PAT), 4-51, 1:01
2nd	10:43	UC	Niemenski 8 pass from Krajewski (McFadden PAT), 12-85, 4:12
2nd	6:18	UC	McFadden 47 FG, 7-47, 1:59
2nd	4:02	MT	Gathings 25 pass from Cunningham (Rankin PAT), 7-75, 2:16
2nd	1:15	MT	Marshall 18 pass from Cunningham (Rankin PAT), 6-64, 1:50
2nd	:00	UC	McFadden 21 FG, 7-77, 1:11
3rd	7:32	MT	Rankin 32 FG, 16-58, 7:24
3rd	3:02	MT	Pettaway 1 run (Rankin PAT), 12-71, 3:09
4th	12:31	MT	Pierce 24 pass from Cunningham (Rankin PAT), 8-56, 3:49
4th	7:16	MT	Rankin 22 FG, 8-21, 4:36

	MT	UConn
FIRST DOWNS	30	15
RUSHES-YARDS (NET)	44-155	28-67
PASSING YARDS (NET)	318	237
Passes Comp-Att-Int	28-40-0	21-37-2
TOTAL OFFENSE PLAYS-YARDS	84-473	65-304
Fumble Returns-Yards	0-0-0	0-0-0
Punt Returns-Yards	0-0-0	0-0-0
Kickoff Returns-Yards	1-24-0	7-103-0
Interception Returns-Yards	2-29-0	0-0-0
Punts (Number-Avg)	2-49.5	4-39.8
Fumbles-Lost	2-0	4-1
Penalties-Yards	7-65	8-75
Possession Time	37:22	22:38
Third-Down Conversions	6-16	4-14
Fourth-Down Conversions	2-2	1-3
Red Zone Scores-Chances	6-6	2-2
Sacks By: Number-Yards	2-3	1-0

RUSHING: Middle Tennessee-Pettaway 12-63, Mobley 13-48, Cunningham 10-26, Montgomery 5-14, DiLiello 4-4. UConn-Carter 8-30, Mensah 9-27, Ferrell 3-8, Krajewski 7-4, Houston 1-(-2).

PASSING: Middle Tennessee-Cunningham 25-36-0-297, DiLiello 2-3-0-16, Thompson 1-1-0-5. UConn-Krajewski 21-37-2-237.

RECEIVING: Middle Tennessee-Ali 5-80, Marshall 4-61, Windham 4-36, Gathings 3-49, Pierce 3-40, England-Chisolm 3-19, Lane 2-22, Thompson 2-1, Mobley 1-5, Cunningham 1-5. UConn-Marion 4-74, Niemenski 4-28, Houston 3-44, Turner 3-20, Carter 3-3, Mensah 2-4, Ciercius 1-57, Brewton 1-7.

INTERCEPTIONS: Middle Tennessee-Riley 1-26, Grate 1-3. UConn-None.

FUMBLES: Middle Tennessee-Cunningham 1-0, Team 1-0. UConn-Krajewski 1-0, Turner 1-1, Carter 1-0, Houston 1-0.

GM 8 • 10/30/21 • Floyd Stadium (10,721) • Murfreesboro • 2:30 PM

	SOUTHERN MISS	10
	MIDDLE TENNESSEE	35

MURFREESBORO - Middle Tennessee football scored touchdowns off a blocked punt, a fumble recovery and an interception at Floyd Stadium, riding the momentum of its defensive dominance to a 35-10 win over Southern Miss.

The Blue Raiders compiled five takeaways on defense over the course of the game, sacking Golden Eagle QBs seven times and making 14 tackles for loss while holding Southern Miss to just 234 yards from scrimmage.

After falling behind 7-0 early in the first quarter, Middle Tennessee's defense responded in a big way, as Jordan Ferguson drilled the Southern Miss QB on the blitz to force a fumble. Ja'Kerrius Wyatt fell on the loose ball to give the Blue Raiders the ball in Golden Eagles territory.

On the ensuing drive, Mike DiLiello was brilliant in relief of the injured Chase Cunningham, throwing a dart on fourth down to DJ England-Chisolm to keep the drive alive, then scampering in for a six-yard touchdown run.

After the defense forced the Golden Eagle offense off the field, Ralph Mency came up huge on special teams, blowing up the two-person wall in front of punter Mason Hunt and volleyball blocking the kick. Tra Fluellen scooped up the ball and sprinted to the endzone, giving MT a 14-7 lead at the end of the first quarter.

The Blue Raider defense came up big in the turnover game once again on the next drive, with Deidrick Stanley II coming in hot on a third and long blitz and hit Golden Eagle QB Jake Lange on the blindside again, knocking the ball loose for Jordan Branch, who recovered the fumble and ran in back 29 yards for another Middle Tennessee Scoop and Score, giving the Blue Raiders a 21-7 lead that would hold until halftime.

After Southern Miss would chip back with a 39-yard field goal to make it 21-10, Middle Tennessee drove 81 yards down the field, highlighted by a 40-yard catch from Jarrin Pierce, and capped off with a 14-yard touchdown run from DiLiello, who followed in his excellent wideout blocking down the right sideline for the score to make it 28-10.

The defense would get their second touchdown of the afternoon late in the third quarter, when pressure from the Blue Raider defense line forced Jake Lange into a lofted prayer of a throw. DQ Thomas caught the sitting duck in a sprint and ran the ball back 43-yards for the score, giving Middle Tennessee a 35-10 lead.

Score by Quarters	1	2	3	4	Score	
Southern Miss	7	0	3	0	-	10 Record: (1-7)
Middle Tennessee	14	7	14	0	-	35 Record: (4-4)

Scoring Summary

Q	Time	Team	Scoring Play
1st	7:47	USM	Brownlee 13 pass from Lange (Bourgeois), 3-39, 1:01
1st	1:08	MT	DiLiello 6 run (Rankin PAT), 7-29, 2:30
1st	:14	MT	Fluellen 18 blocked punt return (Rankin PAT)
2nd	11:42	MT	Branch 29 fumble return (Rankin PAT)
3rd	7:46	USM	Bourgeois 38 FG, 11-48, 3:35
3rd	5:06	MT	DiLiello 14 run (Rankin PAT), 7-81, 2:31
3rd	:26	MT	Thomas 43 Interception Return (Rankin PAT)

	USM	MT
FIRST DOWNS	23	16
RUSHES-YARDS (NET)	41-50	35-145
PASSING YARDS (NET)	184	142
Passes Comp-Att-Int	18-41-3	14-21-1
TOTAL OFFENSE PLAYS-YARDS	82-234	56-287
Fumble Returns-Yards	0-0-0	1-29-1
Punt Returns-Yards	0-0-0	3-107-1
Kickoff Returns-Yards	4-68-0	2-33-0
Interception Returns-Yards	1-0-0	3-84-1
Punts (Number-Avg)	6-37.2	3-49.7
Fumbles-Lost	2-2	4-3
Penalties-Yards	12-96	8-83
Possession Time	33:00	27:00
Third-Down Conversions	5-18	1-9
Fourth-Down Conversions	2-5	1-3
Red Zone Scores-Chances	1-1	2-4
Sacks By: Number-Yards	2-9	7-61

RUSHING: Middle Tennessee-DiLiello 11-77, Peasant 7-44, Pettaway 9-23, Lane 1-11, Vattiato 1-5, Ali 1-1, Mobley 3-(-1), Cunningham 1-(-5), Thompson 1-(-10). USM-Gore 20-83, Richard 12-34, Baker 1-(-5), Lange 7-(-61).

PASSING: Middle Tennessee-DiLiello 8-12-0-78, Cunningham 4-7-1-148, Vattiato 2-2-0-16. USM-Lange 16-34-2-166, Webb 2-6-1-18, Smithhart 0-1-0-0.

RECEIVING: Middle Tennessee-Pierce 3-75, Lane 3-15, Marshall 2-14, Ali 2-11, Tinsley 1-12, Chisolm 1-6, Pettaway 1-5, Thompson 1-4. USM-Brownlee 9-120, Gunter 3-34, Cavallo 3-6, Dennis 1-11, Richard 1-7, Jones 1-6.

INTERCEPTIONS: Middle Tennessee-Thomas 1-43, Riley 1-26, Cook 1-15. USM-Scott 1-0.

FUMBLES: Middle Tennessee-Mobley 1-1, DiLiello 2-1, Thompson 1-1. USM-Lange 2-2.



MIDDLE TENNESSEE FOOTBALL

GM 9 • 11/6/21 • Houchens Stadium (15,022) • B. Green • 2:30 PM		
	MIDDLE TENNESSEE	21
	WKU	48

BOWLING GREEN - Middle Tennessee took one on the teeth on the road in C-USA play, turning the ball over seven times in a 48-21 loss at Western Kentucky at Houchens Industries-L. T. Smith Stadium.

Nicholas Vattiatto threw for 205 yards and two touchdowns in his first career start at quarterback, while Frank Peasant led the Blue Raiders on the ground with 18 carries for 79 yards and a score.

Middle Tennessee started hot, getting two first downs on their opening drive before Vattiatto unleashed a 45-yard dart to DJ England-Chisolm for the Blue Raiders first score of the day. The sophomore wideout ran a perfect post to beat his man, and the protection gave Vattiatto enough time for him to complete his first career touchdown pass with some flair.

Three turnovers would spell doom for the rest of the first frame, as WKU scored three times to build up a 21-7 lead at the end of the first quarter.

After forcing the Hilltoppers off the field on downs early in the second quarter, Vattiatto found his rhythm after a spell from Mike DiLiello primarily running the ball. Vattiatto hit the streaking Yusuf Ali in stride in the endzone to get the Blue Raiders back on the scoreboard via a 36-yard touchdown pass, cutting the Hilltoppers' lead to 21-14.

The Hilltoppers would add 10 more points before the end of the half, seven off of Blue Raider turnovers, to take a 31-14 lead into the locker room at halftime.

After 17 unanswered Hilltopper points in the third quarter, Jaylin Lane returned a 37-yard punt 68 yards to give MT the ball inside the red zone on the WKU 16. Frank Peasant scampered into the endzone from five yards out to cut WKU's margin to 48-21 that would hold until the final whistle.

Score by Quarters	1	2	3	4	Score	
Middle Tennessee	7	7	0	7	-	21 Record: (4-5)
WKU	21	10	17	0	-	48 Record: (5-4)

Scoring Summary

Q	Time	Team	Scoring Play
1st	11:49	MT	Chisolm 45 pass from Vattiatto (Rankin PAT), 8-75, 3:11
1st	10:21	WKU	Davis 17 pass From Zappe (Narveson PAT), 7-68, 1:22
1st	6:09	WKU	Corley 5 pass from Zappe (Narveson PAT), 2-19, :36
1st	2:07	WKU	Bishop 38 Interception Return (Narveson PAT)
2nd	9:08	MT	Ali 36 pass from Vattiatto (Rankin PAT), 5-52, 1:38
2nd	5:24	WKU	Narveson 35 FG, 9-54, 3:38
2nd	3:35	WKU	Tinsley 10 pass from Zappe (Narveson PAT), 2-10, :09
3rd	11:21	WKU	Davis 28 pass from Zappe (Narveson PAT), 7-74, 3:39
3rd	9:18	WKU	Zappe 8 run (Narveson PAT), 4-33, 1:16
3rd	7:38	WKU	Narveson 43 FG, 4-4, :57
4th	13:35	MT	Peasant 5 run (Rankin PAT), 3-16, 1:04

	MT	WKU
FIRST DOWNS	19	19
RUSHES-YARDS (NET)	35-123	23-71
PASSING YARDS (NET)	226	281
Passes Comp-Att-Int	27-46-6	29-50-0
TOTAL OFFENSE PLAYS-YARDS	81-349	73-352
Fumble Returns-Yards	0-0	1-0
Punt Returns-Yards	3-75-0	2-4-0
Kickoff Returns-Yards	0-0-0	4-97-0
Interception Returns-Yards	0-0-0	6-85-1
Punts (Number-Avg)	4-43.3	5-43.8
Fumbles-Lost	2-1	1-0
Penalties-Yards	6-56	4-15
Possession Time	33:02	26:58
Third-Down Conversions	7-17	7-16
Fourth-Down Conversions	0-3	0-2
Red Zone Scores-Chances	1-2	5-5
Sacks By: Number-Yards	1-14	1-5


RUSHING: Middle Tennessee-Peasant 18-78, DiLiello 3-17, Lane 1-16, England-Chisolm 2-10, Pettaway 9-4, Vattiatto 2(-2). WKU-Whittington 17-67, Robichaux 2-6, Cofield 1-4, Moses 1-0, Zappe 2(-6).

PASSING: Middle Tennessee-Vattiatto 24-41-5-205, DiLiello 3-5-1-21. WKU-Zappe 29-50-0-281.

RECEIVING: Middle Tennessee-Ali 5-60, Windham 5-29, Marshall 5-22, Gathings 4-24, England-Chisolm 3-69, Lane 2-9, Pierce 2-2, Thompson 1-11. WKU-Sterns 11-110, Corley 6-36, Josh Sterns 4-15, Tinsley 3-53, Davis 2-45, Whittington 2-20, Smith 1-2.

INTERCEPTIONS: Middle Tennessee-None. WKU-Bishop 2-72, Hailassie 1-13, Williams 1-0, Hunter 1-0, Cain 1-0.

FUMBLES: Middle Tennessee-Pettaway 1-1, Lane 1-0. WKU-Whittington 1-0.

GM 10 • 11/13/21 • Floyd Stadium (10,606) • Murfreesboro • 2:30 PM		
	FIU	10
	MIDDLE TENNESSEE	50

MURFREESBORO - Middle Tennessee football led from wire to wire, scoring on every single first half drive and turning over FIU four times, as the Blue Raiders won 50-3 in the C-USA contest at Floyd Stadium.

Freshman Nick Vattiatto shined in his second career start at quarterback, completing 20-of-24 passes for 147 yards and two touchdowns. Martell Pettaway led the Blue Raiders on the ground with 11 carries for 95 yards, including a 57-yard touchdown run in the third quarter. Jimmy Marshall led all MT receivers with four catches for 51 yards and a TD.

Quincy Riley scored on an interception return for a touchdown, six of eight points scored by the MT defense including a safety from Marley Cook.

Middle Tennessee struck first on their very first drive, converting a fourth and short in the middle of a 14-play, 75-yard drive that was capped off by a 12-yard Jimmy Marshall touchdown catch.

FIU hit a 53-yard field goal to cut the lead to 7-3.

Yusuf Ali kept the scoring going on MT's next drive with a one-yard catch to give MT a 14-3 lead.

After a three and out from FIU, Middle Tennessee converted their third straight drive into a touchdown when Frank Peasant punched the ball in from two yards out.

On the very next play from scrimmage, Quincy Riley jumped the route of Randall St. Felix, intercepting the pass from Max Bortenschlager and returning it 45-yards for a TD.

Rankin would hit a career-long 46-yard field goal with 1:26 left in the half following a Reed Blankenship interception to give MT a 34-3 lead at halftime.

Marley Cook got the Blue Raiders on the board first out of the locker room, sacking Bortenschlager in the endzone to earn a safety for MT, extending the score to 36-3. After the ensuing free kick gave Middle Tennessee the ball at their own 43, Pettaway unleashed a 57-yard touchdown run on the sweep to the right, sprinting untouched past the goalline to give MT a 43-3 lead.

Score by Quarters	1	2	3	4	Score	
FIU	3	0	0	7	-	10 Record: (1-9)
Middle Tennessee	7	27	9	7	-	50 Record: (5-5)

Scoring Summary

Q	Time	Team	Scoring Play
1st	9:00	MT	Marshall 12 pass from Vattiatto (Rankin PAT), 14-75, 6:00
1st	4:27	FIU	Gabriel 53 FG, 11-40, 4:33
2nd	13:30	MT	Ali 1 pass from Vattiatto (Rankin PAT), 15-75, 5:57
2nd	6:52	MT	Peasant 2 run (Rankin PAT), 12-58, 5:05
2nd	6:34	MT	Riley 45 Interception Return (Rankin PAT)
2nd	3:54	MT	Rankin 24 FG, 5-10, 2:27
2nd	1:26	MT	Rankin 46 FG, 5-16, 1:49
3rd	10:13	MT	Cook Safety
3rd	9:52	MT	Pettaway 57 run (Rankin PAT), 1-57, :13
4th	14:11	MT	Lane 29 pass from Vattiatto (Rankin PAT), 9-74, 3:56
4th	6:08	FIU	Williams 8 run (Gabriel PAT), 8-53, 4:18

	FIU	MT
FIRST DOWNS	11	23
RUSHES-YARDS (NET)	32-67	47-261
PASSING YARDS (NET)	88	153
Passes Comp-Att-Int	11-22-2	21-26-0
TOTAL OFFENSE PLAYS-YARDS	54-155	73-414
Fumble Returns-Yards	0-0-0	0-0-0
Punt Returns-Yards	0-0-0	2-15-0
Kickoff Returns-Yards	5-97-0	2-45-0
Interception Returns-Yards	0-0-0	2-45-1
Punts (Number-Avg)	3-44.7	3-43.7
Fumbles-Lost	2-2	2-0
Penalties-Yards	2-15	5-58
Possession Time	25:34	33:52
Third-Down Conversions	3-11	3-13
Fourth-Down Conversions	1-2	4-4
Red Zone Scores-Chances	1-2	4-4
Sacks By: Number-Yards	1-8	5-35

RUSHING: Middle Tennessee-Pettaway 11-95, Peasant 10-44, Lane 1-29, Vattiatto 9-25, DiLiello 3-23, England-Chisolm 1-16, Anderson 4-15, Ali 1-6, Montgomery 2-5, Wilkins 1-5, Frost 1-3, Bailey 1(-1). FIU-Wilson 10-42, Peterson 10-39, Joseph 5-11, Williams 2-10, Bortenschlager 5(-35).

PASSING: Middle Tennessee-Vattiatto 20-24-0-147, DiLiello 1-2-0-6. FIU-Bortenschlager 9-20-2-68, James 2-2-0-20.

RECEIVING: Middle Tennessee-Marshall 4-51, Ali 3-29, Pierce 3-17, Peasant 3-11, Pettaway 2-14, Gathings 2-12, Lane 3-11, Ferguson 1-6, England-Chisolm 1-2. FIU-Singleton 4-33, Joseph 2-17, Chambers 2-13, Wilson Jr. 2-8, Palmer 1-17.

INTERCEPTIONS: Middle Tennessee-Riley 1-45, Blankenship 1-0. FIU-None.

FUMBLES: Middle Tennessee-Peasant 1-0, Lane 1-0. FIU-Chambers 1-1, Peterson 1-1.



2021-22 Middle Tenn. Football
Game Results
All games

Team Results

	Date	Opponent		Score	Overall	Conf	Time	Attend
	09/04/2021	Monmouth	W	50-15	1-0	0-0	4:02	15017
	09/11/2021	at Virginia Tech	L	14-35	1-1	0-0	3:10	53680
*	09/18/2021	at UTSA	L	13-27	1-2	0-1	3:22	16202
*	09/24/2021	at Charlotte	L	39-42	1-3	0-2	3:45	11076
*	10/02/2021	Marshall	W	34-28	2-3	1-2	4:33	15805
	10/09/2021	at Liberty	L	13-41	2-4	1-2	3:15	19935
	10/22/2021	at UConn	W	44-13	3-4	1-2	3:27	10698
*	10/30/2021	Southern Miss.	W	35-10	4-4	2-2	3:22	10721
*	11/06/2021	at Western Ky.	L	21-48	4-5	2-3	3:21	15022
*	11/13/2021	FIU	W	50-10	5-5	3-3	3:09	10606



2021-22 Middle Tenn. Football
Overall Team Statistics
All games

Team Statistics

	MTSU	OPP
Scoring	313	269
Points per game	31.3	26.9
Points Off Turnovers	95	55
First Downs	192	211
Rushing	77	86
Passing	99	109
Penalty	16	16
Rushing Yardage	1222	1353
Yards gained rushing	1522	1658
Yards lost rushing	300	305
Rushing attempts	348	361
Average per rush	3.5	3.7
Average per game	122.2	135.3
TDs Rushing	11	15
Passing Yardage	2275	2294
Comp-Att-Int	212-332-11	222-378-15
Average per pass	6.9	6.1
Average per catch	10.7	10.3
Average per game	227.5	229.4
TDs Passing	24	17
Total offense	3497	3647
Total plays	680	739
Average per play	5.1	4.9
Average per game	349.7	364.7
Kick returns: #-Yards	12-256	38-714
Punt returns: #-Yards	12-257	16-156
Int returns: #-Yards	15-314	11-115
Kick return average	21.3	18.8
Punt return average	21.4	9.8
Int return average	20.9	10.5
Fumbles-Lost	17-7	19-14
Penalties-Yards	66-605	61-499
Average per game	60.5	49.9
Punts-Yards	50-2220	44-1838
Average per punt	44.4	41.8
Net punt average	40.1	35.8
Kickoffs-Yards	59-3359	55-3272
Average per kick	56.9	59.5
Net kick average	37.5	37.8
Time of possession / game	29:36	30:24
3rd-down conversion	39/135	56/143
3rd-down pct	29%	39%
4rd-down conversion	13/28	11/22



2021-22 Middle Tenn. Football
Overall Team Statistics
All games

Page 2/2
as of Nov 14, 2021

	MTSU	OPP
4rd-down pct	46%	50%
Sacks by-Yards	27-193	21-157
Misc Yards	0	0
Touchdowns scored	42	34
Field goals - attempts	6-8	9-12
On-Side kicks	0-0	1-1
Red-zone scores	(27-32) 84%	(30-35) 86%
Red-zone touchdowns	(22-32) 69%	(26-35) 74%
PAT-attempts	(39-42) 93%	(34-34) 100%
Attendance	52149	126613
Games / Avg per game	4/13037	6/21102
Neutral site games	-	0/0

Score by Periods

Team	1st	2nd	3rd	4th	OT	TOT
Middle Tenn.	45	128	59	81	0	313
Opponents	73	64	73	59	0	269



2021-22 Middle Tenn. Football
Individual Statistics
All games

Rushing

Player	gp	att	gain	loss	net	avg	td	lg	avg/g
Martell Pettaway	8	56	251	24	227	4.1	3	57	28.4
Frank Peasant	9	53	222	10	212	4.0	2	22	23.6
Chaton Mobley	7	49	242	11	231	4.7	2	41	33.0
Chase Cunningham	8	44	219	101	118	2.7	0	27	14.8
Amir Rasul	6	42	119	11	108	2.6	0	12	18.0
Mike DiLiello	9	28	170	12	158	5.6	3	43	17.6
Brad Anderson	7	21	98	4	94	4.5	0	22	13.4
Nicholas Vattiato	3	12	41	13	28	2.3	0	10	9.3
Bailey Hockman	4	9	5	67	-62	-6.9	0	5	-15.5
DJ England-Chisolm	10	7	58	0	58	8.3	0	17	5.8
Jalen Montgomery	2	7	19	0	19	2.7	0	7	9.5
Jaylin Lane	9	4	63	0	63	15.8	1	29	7.0
Micaleus Elder	4	3	0	12	-12	-4.0	0	0	-3.0
Yusuf Ali	8	2	7	0	7	3.5	0	6	0.9
JaMichael Thompson	9	2	0	12	-12	-6.0	0	0	-1.3
Bryce Bailey	3	1	0	1	-1	-1.0	0	0	-0.3
Terry Wilkins	1	1	5	0	5	5.0	0	5	5.0
Team	10	7	3	22	-19	-2.7	0	0	-1.9
Total	10	348	1522	300	1222	3.5	11	57	122.2
Opponents	10	361	1658	305	1353	3.7	15	44	135.3

Passing

Player	gp	effic	comp-att-int	pct	yds	td	lg	avg/g
Chase Cunningham	8	152.0	110-176-3	62.5	1318	16	51	164.8
Nicholas Vattiato	3	119.6	46-67-5	68.7	368	4	45	122.7
Bailey Hockman	4	135.0	41-66-2	62.1	463	4	35	115.8
Mike DiLiello	9	100.7	14-22-1	63.6	121	0	40	13.4
JaMichael Thompson	9	142.0	1-1-0	100.0	5	0	5	0.6
Total	10	138.6	212-332-11	63.9	2275	24	51	227.5
Opponents	10	116.6	222-378-15	58.7	2294	17	57	229.4

Receiving

Player	gp	no.	yds	avg	td	lg	avg/g
Jimmy Marshall	10	40	477	11.9	6	37	47.7
Jarrin Pierce	10	36	386	10.7	5	40	38.6
Yusuf Ali	8	25	299	12.0	3	50	37.4
Jaylin Lane	9	23	275	12.0	3	35	30.6
CJ Windham	9	21	176	8.4	2	23	19.6
DJ England-Chisolm	10	17	230	13.5	3	51	23.0
Izaiah Gathings	9	16	194	12.1	1	46	21.6
JaMichael Thompson	9	8	54	6.8	0	13	6.0
Chaton Mobley	7	4	16	4.0	0	11	2.3
Frank Peasant	9	4	10	2.5	0	9	1.1
Martell Pettaway	8	4	24	6.0	0	10	3.0
Elijah Metcalf	3	4	52	13.0	0	26	17.3
Brad Anderson	7	3	32	10.7	0	18	4.6
Marquel Tinsley	6	2	18	9.0	1	12	3.0
Amir Rasul	6	2	16	8.0	0	9	2.7
Chase Cunningham	8	1	5	5.0	0	5	0.6
Jordan Ferguson	10	1	6	6.0	0	6	0.6
Tyler Sweet	2	1	5	5.0	0	5	2.5
Total	10	212	2275	10.7	24	51	227.5
Opponents	10	222	2294	10.3	17	57	229.4

Punt Returns

Player	no.	yds	avg	td	lg
Jaylin Lane	11	234	21.3	1	70
Gregory Grate	1	5	5.0	0	5
Total	12	257	21.4	2	70
Opponents	16	156	9.8	0	59

Interceptions

Player	no.	yds	avg	td	lg
Quincy Riley	5	153	30.6	1	56
DQ Thomas	2	43	21.5	1	43
Gregory Grate	2	3	1.5	0	3
Reed Blankenship	1	0	0.0	0	0
Teldrick Ross	1	44	44.0	1	44
Decorian Patterson	1	33	33.0	0	33
Jalen Jackson	1	0	0.0	0	0
Marley Cook	1	15	15.0	0	15
Deidrick Stanley	1	23	23.0	0	23
Total	15	314	20.9	3	56
Opponents	11	115	10.5	1	43

Kick Returns

Player	no.	yds	avg	td	lg
Jaylin Lane	9	208	23.1	0	43
Yusuf Ali	1	26	26.0	0	26
Frank Peasant	1	7	7.0	0	7
Amir Rasul	1	15	15.0	0	15
Total	12	256	21.3	0	43
Opponents	38	714	18.8	0	56

Fumble Returns

Player	no.	yds	avg	td	lg
Total	0	90	0.0	2	90
Opponents	0	0	0.0	1	0



2021-22 Middle Tenn. Football
Individual Statistics
All games

Scoring

Player	td	fg	PAT				dpx	saf	pts
			kick	rush	rcv	pass			
Zeke Rankin	-	6-8	35-36	-	-	-	-	-	53
Jimmy Marshall	6	-	-	-	-	1	-	-	36
Jaylin Lane	5	-	-	-	1	-	-	-	32
Jarrin Pierce	5	-	-	-	-	-	-	-	30
Martell Pettaway	3	-	-	-	-	-	-	-	18
DJ England-Chisolm	3	-	-	-	-	-	-	-	18
Mike DiLiello	3	-	-	-	-	-	-	-	18
Yusuf Ali	3	-	-	-	-	-	-	-	18
Frank Peasant	2	-	-	-	-	-	-	-	12
CJ Windham	2	-	-	-	-	-	-	-	12
Chaton Mobley	2	-	-	-	-	-	-	-	12
Quincy Riley	1	-	-	-	-	-	-	-	6
Teldrick Ross	1	-	-	-	-	-	-	-	6
Tra Fluellen	1	-	-	-	-	-	-	-	6
Jordan Branch	1	-	-	-	-	-	-	-	6
DQ Thomas	1	-	-	-	-	-	-	-	6
Reed Blankenship	1	-	-	-	-	-	-	-	6
Marquel Tinsley	1	-	-	-	-	-	-	-	6
Izaiah Gathings	1	-	-	-	-	-	-	-	6
Bailey Hockman	-	-	-	-	1	-	-	-	2
Alex Usry	-	-	2-2	-	-	-	-	-	2
Total	42	6-8	37-38	0	2	2	0	1	313
Opponents	34	9-12	32-32	0	2	2	0	1	269

Field Goals

Player	fg	pct.	01-19	20-29	30-39	40-49	50-99	lg	blk
Zeke Rankin	6-8	75.0	0-0	4-4	1-1	1-3	0-0	46	0
Opponents	9-12	75.0	0-0	1-1	5-7	2-2	1-2	53	2

FG Sequence

Team Name	Middle Tenn.	Opponents
Charlotte	(26)	35
UConn	42,(20)	
UTSA		52,(30),31,(38)
Liberty		(37)
FIU		(53)
Western Ky.		(35),(43)

Numbers in (parentheses) indicate field goal was made

Total Offense

Player	g	plays	rush	pass	total	avg/g
Chase Cunningham	8	220	118	1318	1436	179.5
Bailey Hockman	4	75	-62	463	401	100.3
Nicholas Vattiato	3	79	28	368	396	132.0
Mike DiLiello	9	50	158	121	279	31.0
Chaton Mobley	7	49	231	0	231	33.0
Martell Pettaway	8	56	227	0	227	28.4
Frank Peasant	9	53	212	0	212	23.6
Amir Rasul	6	42	108	0	108	18.0
Brad Anderson	7	21	94	0	94	13.4
Jaylin Lane	9	4	63	0	63	7.0
DJ England-Chisolm	10	7	58	0	58	5.8
Jalen Montgomery	2	7	19	0	19	9.5
Yusuf Ali	8	2	7	0	7	0.9
Terry Wilkins	1	1	5	0	5	5.0
Bryce Bailey	3	1	-1	0	-1	-0.3
JaMichael Thompson	9	3	-12	5	-7	-0.8
Micaleus Elder	4	3	-12	0	-12	-3.0
Team	10	0	-19	0	-19	-1.9
Total	10	680	1222	2275	3497	349.7
Opponents	10	739	1353	2294	3647	364.7

Punting

Player	no.	yds	avg	lg	tb	fc	i20	50+	blk
Kyle Ulbrich	49	2177	44.4	74	4	15	20	14	0
Miles Tillman	1	43	43.0	43	0	1	0	0	0
Total	50	2220	44.4	74	4	16	20	14	0
Opponents	44	1838	41.8	62	0	18	9	9	2

Kickoffs

Player	no.	yds	avg	tb	ob	retn	net	ydl
Scott Payne	57	3281	57.6	8	3			
Alex Usry	1	48	48.0	0	0			
Kyle Ulbrich	1	30	30.0	0	1			
Total	59	3359	56.9	8	4	33	37.5	27
Opponents	55	3272	59.5	33	1	12	37.8	27



**2021-22 Middle Tenn. Football
Individual Statistics
All games**

All Purpose

Player	g	rush	rcv	pr	kr	ir	total	avg/g
Jaylin Lane	9	63	275	234	208	0	780	86.7
Jimmy Marshall	10	0	477	0	0	0	477	47.7
Jarrin Pierce	10	0	386	0	0	0	386	38.6
Yusuf Ali	8	7	299	0	26	0	332	41.5
DJ England-Chisolm	10	58	230	0	0	0	288	28.8
Martell Pettaway	8	227	24	0	0	0	251	31.4
Chaton Mobley	7	231	16	0	0	0	247	35.3
Frank Peasant	9	212	10	0	7	0	229	25.4
Izaiah Gathings	9	0	194	0	0	0	194	21.6
CJ Windham	9	0	176	0	0	0	176	19.6
Mike DiLiello	9	158	0	0	0	0	158	17.6
Quincy Riley	6	0	0	0	0	153	153	25.5
Amir Rasul	6	108	16	0	15	0	139	23.2
Brad Anderson	7	94	32	0	0	0	126	18.0
Chase Cunningham	8	118	5	0	0	0	123	15.4
Elijah Metcalf	3	0	52	0	0	0	52	17.3
Teldrick Ross	10	0	0	0	0	44	44	4.4
DQ Thomas	9	0	0	0	0	43	43	4.8
JaMichael Thompson	9	-12	54	0	0	0	42	4.7
Decorian Patterson	10	0	0	0	0	33	33	3.3
Nicholas Vattiato	3	28	0	0	0	0	28	9.3
Deidrick Stanley	9	0	0	0	0	23	23	2.6
Jalen Montgomery	2	19	0	0	0	0	19	9.5
Marquel Tinsley	6	0	18	0	0	0	18	3.0
Tra Fluellen	10	0	0	18	0	0	18	1.8
Marley Cook	8	0	0	0	0	15	15	1.9
Gregory Grate	10	0	0	5	0	3	8	0.8
Jordan Ferguson	10	0	6	0	0	0	6	0.6
Terry Wilkins	1	5	0	0	0	0	5	5.0
Tyler Sweet	2	0	5	0	0	0	5	2.5
Bryce Bailey	3	-1	0	0	0	0	-1	-0.3
Micaleus Elder	4	-12	0	0	0	0	-12	-3.0
Bailey Hockman	4	-62	0	0	0	0	-62	-15.5
Team	10	-19	0	0	0	0	-19	-1.9
Total	10	1222	2275	257	256	314	4324	432.4
Opponents	10	1353	2294	156	714	115	4632	463.2



2021-22 Middle Tenn. Football
Overall Defense Statistics
All games

Team Defense

##	Player	gp	Tackles				tfl/yds	Sacks no-yds	Pass defense			Fumbles		blkd	
			ua	a	tot				int-yds	brup	qbh	fr-yds	ff	kick	saf
12	Reed Blankenship	10	62	28	90	9-28	1-12	1-0	9	.	3-90	2	.	.	
1	Gregory Grate	10	48	22	70	1-3	.	2-3	4	.	.	3	.	.	
20	DQ Thomas	9	40	20	60	11.5-45	3-29	2-43	.	5	1-0	.	.	.	
10	Jurriente Davis	10	28	29	57	5-22	3-19	.	1	4	2-0	.	.	.	
91	Jordan Ferguson	10	23	20	43	13.5-59	7.5-48	.	1	14	1-0	3	.	.	
19	Teldrick Ross	10	35	7	42	2-2	.	1-44	9	1	1-0	.	.	.	
4	Johnathan Butler	7	15	19	34	1-3	.	.	.	2	.	1	.	.	
0	Richard Kinley	10	13	15	28	3-6	1.5-5	.	1	10	1-0	.	.	.	
96	Zaylin Wood	10	13	12	25	4.5-7	.	.	.	2	1-0	.	1	.	
42	Cody Smith	10	13	12	25	1-3	1-3	.	2	3	.	2	.	.	
41	Raquon Hartley	10	15	8	23	2-15	1-14	.	.	1	.	1	.	.	
33	Decorian Patterson	10	14	6	20	.	.	1-33	3	.	1-0	.	.	.	
17	Tra Fluellen	10	9	10	19	1-18	1-18	
49	Jorden Starling	10	8	9	17	2-16	1-1	.	.	6	.	1	1	.	
3	Quincy Riley	6	9	6	15	3.5-8	0.5-3	5-153	5	
23	Jalen Jackson	8	10	5	15	1-1	1-1	1-0	1	.	.	1	.	.	
88	Ja'Kerrius Wyatt	10	6	7	13	1.5-2	1.5-2	.	.	.	1-0	.	.	.	
99	Jordan Branch	7	5	7	12	3.5-8	.	.	1	4	1-0	.	.	.	
57	Marley Cook	8	6	6	12	3.5-19	3-18	1-15	.	5	.	1	.	.	
28	Deidrick Stanley	9	9	2	11	1-20	1-20	1-23	2	.	.	2	.	.	
8	Devyn Curtis	4	3	7	10	1-4	
35	Jalen Davis	10	3	4	7	1	
94	Ralph Mency	10	4	3	7	1-0	.	1	.	
5	Deonte Stanley	9	3	2	5	
26	Wayne Parks	8	4	1	5	
37	James Shellman	8	3	2	5	
89	Yusuf Ali	8	4	1	5	
36	Frank Peasant	9	3	2	5	
98	JR Bivens	4	3	1	4	
29	Marcus LaFrance	4	4	.	4	
46	Andrew Leak	10	1	2	3	
15	Raheme Fuller	10	1	2	3	
93	Vincent Dinkins	9	1	2	3	0.5-3	
44	Chaton Mobley	7	.	2	2	1	.	
7	DJ England-Chisolm	10	2	.	2	
40	Drew Francis	10	.	2	2	
83	Jaylin Lane	9	1	.	1	
10	Bailey Hockman	4	1	.	1	
69	Brody Butler	10	1	.	1	
34	Amir Rasul	6	1	.	1	
25	Jashawn Sheffield	4	.	1	1	



2021-22 Middle Tenn. Football
Overall Defense Statistics
All games

Page 2/2
as of Nov 14, 2021

##	Player	gp	Tackles				Sacks	Pass defense			Fumbles		blkd	
			ua	a	tot	tfl/yds		no-yds	int-yds	brup	qbh	fr-yds	ff	kick
84	Elijah Metcalf	3	1	.	1	
24	Scott Payne	10	1	.	1	
52	Juju Williams	6	1	.	1	.	.	.	1	
	Totals	10	427	284	711	72-292	27-193	15-314	40	58	14-90	17	4	1
	Opponents	10	344	310	654	60-232	21-157	11-115	30	43	7-0	10	1	1



**2021-22 Middle Tenn. Football
Team Game-by-Game
All games**

Date	Opponent	Rushing				Receiving				Passing				Kick Returns				Punt Returns				tot off
		no.	yds	td	lg	no.	yds	td	lg	cmp-att-int	yds	td	lg	no.	yds	td	lg	no.	yds	td	lg	
09/04/2021	Monmouth	34	96	2	22	20	248	3	35	20-26-0	248	3	35	1	15	0	15	2	70	1	70	344
09/11/2021	at Virginia Tech	35	67	0	17	26	283	2	27	26-40-1	283	2	27	1	18	0	18	0	0	0	0	350
09/18/2021	at UTSA	25	8	0	12	14	191	2	46	14-30-1	191	2	46	0	0	0	0	1	5	0	5	199
09/24/2021	at Charlotte	23	123	0	27	28	379	5	51	28-40-0	379	5	51	0	0	0	0	0	0	0	0	502
10/02/2021	Marshall	49	209	2	41	12	105	2	34	12-21-1	105	2	34	2	62	0	43	1	4	0	4	314
10/09/2021	at Liberty	21	35	0	12	22	230	2	37	22-42-1	230	2	37	3	59	0	28	1	1	0	1	265
10/22/2021	at UConn	44	155	1	16	28	318	4	25	28-40-0	318	4	25	1	24	0	24	0	0	0	0	473
10/30/2021	Southern Miss.	35	145	2	43	14	142	0	40	14-21-1	142	0	40	2	33	0	18	2	87	1	63	287
11/06/2021	at Western Ky.	35	123	1	16	27	226	2	45	27-46-6	226	2	45	0	0	0	0	3	75	0	68	349
11/13/2021	FIU	47	261	3	57	21	153	2	23	21-26-0	153	2	23	2	45	0	26	2	15	0	9	414
Middle Tenn. Opponents		348	1222	11	57	212	2275	24	51	212-332-11	2275	24	51	12	256	0	43	12	257	2	70	3497
		361	1353	15	44	222	2294	17	57	222-378-15	2294	17	57	38	714	0	56	16	156	0	59	3647

Middle Tenn. Averages

Games	Avg/ rush	Avg/ catch	Pass effic	KR avg	PR avg	All purpose avg/game	Total offense avg/game
10	3.5	10.7	138.6	21.3	21.4	432.4	349.7

Date	Opponent	ua	Tackles			Sacks no-yds	Fumble		Pass Defense			blkd kick	PAT attempts			off		
			a	total	tfl-yds		ff	fr-yds	int-yds	qbh	brup		kick	rush	rcv	saf	t/o	pts
09/04/2021	Monmouth	47	36	83	9.0-49	3-26	3	3-0	1-44	5	1	0	6-6	0	1	0	29	50
09/11/2021	at Virginia Tech	44	18	62	5.0-17	1-13	0	0-0	0-0	6	1	0	2-2	0	0	0	0	14
09/18/2021	at UTSA	45	50	95	6.0-20	2-5	1	1-0	2-56	10	3	1	1-1	0	0	0	0	13
09/24/2021	at Charlotte	32	46	78	3.0-6	0-0	2	1-0	0-0	8	5	1	4-4	0	1	0	0	39
10/02/2021	Marshall	51	24	75	3.0-20	3-20	4	4-90	2-23	4	2	1	4-5	0	0	0	13	34
10/09/2021	at Liberty	45	22	67	6.0-22	3-16	0	0-0	3-33	1	2	0	1-1	0	0	0	6	13
10/22/2021	at UConn	39	22	61	11.0-19	2-3	2	1-0	2-29	6	9	0	5-5	0	0	0	13	44
10/30/2021	Southern Miss.	45	26	71	14.0-76	7-61	2	2-0	3-84	10	6	1	5-5	0	0	0	21	35
11/06/2021	at Western Ky.	46	14	60	6.0-21	1-14	1	0-0	0-0	3	9	0	3-3	0	0	0	0	21
11/13/2021	FIU	33	26	59	9.0-42	5-35	2	2-0	2-45	5	2	0	6-6	0	0	1	13	50
Middle Tenn. Opponents		427	284	711	72.0-292	27-193	17	14-90	15-314	58	40	4	37-38	0	2	1	95	313
		344	310	654	60.0-232	21-157	10	7-0	11-115	43	30	1	32-32	0	2	1	55	269

Date	Opponent	Punting										Field Goals			Kickoffs			
		no.	yds	avg	long	blkd	tb	fc	50+	i20	md-att	long	blkd	no.	yds	avg	tb	ob
09/04/2021	Monmouth	5	225	45.0	47	0	1	3	0	1	0-0	0	0	8	493	61.6	1	0
09/11/2021	at Virginia Tech	6	275	45.8	56	0	0	2	3	3	0-0	0	0	3	178	59.3	0	0
09/18/2021	at UTSA	10	441	44.1	64	0	0	2	4	5	0-0	0	0	3	146	48.7	1	0
09/24/2021	at Charlotte	5	212	42.4	51	0	0	3	1	2	1-1	26	0	7	357	51.0	1	0
10/02/2021	Marshall	7	301	43.0	74	0	1	1	2	4	0-0	0	0	6	301	50.2	1	0
10/09/2021	at Liberty	5	214	42.8	50	0	1	0	1	2	0-0	0	0	4	209	52.3	0	1
10/22/2021	at UConn	2	99	49.5	55	0	0	1	1	0	3-4	32	0	9	525	58.3	0	2
10/30/2021	Southern Miss.	3	149	49.7	57	0	1	0	2	1	0-1	0	0	6	356	59.3	0	1
11/06/2021	at Western Ky.	4	173	43.3	49	0	0	2	0	1	0-0	0	0	4	240	60.0	0	0
11/13/2021	FIU	3	131	43.7	47	0	0	2	0	1	2-2	46	0	9	554	61.6	4	0
Middle Tenn. Opponents		50	2220	44.4	74	0	4	16	14	20	6-8	46	0	59	3359	56.9	8	4
		44	1838	41.8	62	2	0	18	9	9	9-12	53	2	55	3272	59.5	33	1



**2021-22 Middle Tenn. Football
Opponents Game-by-Game
All games**

Date	Opponent	Rushing				Receiving				Passing				Kick Returns				Punt Returns				tot off
		no.	yds	td	lg	no.	yds	td	lg	cmp-att-int	yds	td	lg	no.	yds	td	lg	no.	yds	td	lg	
09/04/2021	Monmouth	38	88	1	27	27	186	1	26	27-42-1	186	1	26	2	34	0	18	1	4	0	4	274
09/11/2021	at Virginia Tech	38	216	4	33	17	159	1	47	17-28-0	159	1	47	3	108	0	56	2	60	0	59	375
09/18/2021	at UTSA	44	175	0	23	26	277	2	33	26-45-2	277	2	33	1	24	0	24	5	68	0	33	452
09/24/2021	at Charlotte	40	220	2	44	25	339	4	28	25-36-0	339	4	28	4	72	0	24	2	5	0	5	559
10/02/2021	Marshall	35	172	3	23	31	321	1	47	31-47-2	321	1	47	5	53	0	21	2	7	0	9	493
10/09/2021	at Liberty	42	227	3	26	17	222	2	49	17-30-3	222	2	49	3	58	0	24	2	8	0	8	449
10/22/2021	at UConn	28	67	0	21	21	237	1	57	21-37-2	237	1	57	7	103	0	22	0	0	0	0	304
10/30/2021	Southern Miss.	41	50	0	17	18	184	1	34	18-41-3	184	1	34	4	68	0	24	0	0	0	0	234
11/06/2021	at Western Ky.	23	71	1	12	29	281	4	28	29-50-0	281	4	28	4	97	0	30	2	4	0	4	352
11/13/2021	FIU	32	67	1	21	11	88	0	17	11-22-2	88	0	17	5	97	0	35	0	0	0	0	155
Opponents		361	1353	15	44	222	2294	17	57	222-378-15	2294	17	57	38	714	0	56	16	156	0	59	3647
Middle Tenn.		348	1222	11	57	212	2275	24	51	212-332-11	2275	24	51	12	256	0	43	12	257	2	70	3497

Opponents Averages

Games	Avg/ rush	Avg/ catch	Pass effic	KR avg	PR avg	All purpose avg/game	Total offense avg/game
10	3.7	10.3	116.6	18.8	9.8	463.2	364.7

Date	Opponent	ua	Tackles			Sacks no-yds	Fumble		Pass Defense			blkd kick	PAT attempts			off		
			a	total	tfl-yds		ff	fr-yds	int-yds	qbh	brup		kick	rush	rcv	saf	t/o	pts
09/04/2021	Monmouth	37	22	59	11.0-44	2-23	1	0-0	0-0	1	3	0	1-1	0	1	0	0	15
09/11/2021	at Virginia Tech	37	34	71	9.0-33	3-20	1	0-0	1-30	4	5	0	5-5	0	0	0	7	35
09/18/2021	at UTSA	26	24	50	9.0-56	5-49	1	1-0	1-0	10	1	0	3-3	0	0	10	27	
09/24/2021	at Charlotte	23	32	55	2.0-2	1-1	0	0-0	0-0	8	2	0	6-6	0	0	0	42	
10/02/2021	Marshall	40	30	70	2.0-14	2-14	1	1-0	1-0	3	3	1	4-4	0	0	0	28	
10/09/2021	at Liberty	31	22	53	6.0-25	3-19	2	1-0	1-0	4	3	0	4-4	0	1	1	41	
10/22/2021	at UConn	35	52	87	6.0-22	1-10	0	0-0	0-0	7	3	0	1-1	0	0	0	13	
10/30/2021	Southern Miss.	31	34	65	6.0-13	2-9	2	3-0	1-0	3	2	0	1-1	0	0	7	10	
11/06/2021	at Western Ky.	37	40	77	4.0-10	1-4	1	1-0	6-85	3	5	0	6-6	0	0	31	48	
11/13/2021	FIU	47	20	67	5.0-13	1-8	1	0-0	0-0	0	3	0	1-1	0	0	0	10	
Opponents		344	310	654	60.0-232	21-157	10	7-0	11-115	43	30	1	32-32	0	2	1	55	269
Middle Tenn.		427	284	711	72.0-292	27-193	17	14-90	15-314	58	40	4	37-38	0	2	1	95	313

Date	Opponent	Punting										Field Goals			Kickoffs			
		no.	yds	avg	long	blkd	tb	fc	50+	i20	md-att	long	blkd	no.	yds	avg	tb	ob
09/04/2021	Monmouth	5	187	37.4	46	0	0	1	0	1	0-0	0	0	4	195	48.8	2	0
09/11/2021	at Virginia Tech	4	170	42.5	50	0	0	3	1	3	0-0	0	0	6	383	63.8	2	0
09/18/2021	at UTSA	4	166	41.5	48	0	0	2	0	1	2-4	38	1	6	371	61.8	4	1
09/24/2021	at Charlotte	3	146	48.7	56	0	0	2	1	1	0-1	0	1	7	450	64.3	6	0
10/02/2021	Marshall	6	218	36.3	57	1	0	2	1	1	0-0	0	0	5	246	49.2	2	0
10/09/2021	at Liberty	4	216	54.0	62	0	0	1	3	1	1-1	37	0	7	420	60.0	4	0
10/22/2021	at UConn	4	159	39.8	43	0	0	2	0	0	2-2	47	0	3	191	63.7	2	0
10/30/2021	Southern Miss.	6	223	37.2	53	1	0	3	1	0	1-1	38	0	4	199	49.8	1	0
11/06/2021	at Western Ky.	5	219	43.8	56	0	0	2	1	1	2-2	43	0	9	560	62.2	8	0
11/13/2021	FIU	3	134	44.7	60	0	0	0	1	0	1-1	53	0	4	257	64.3	2	0
Opponents		44	1838	41.8	62	2	0	18	9	9	9-12	53	2	55	3272	59.5	33	1
Middle Tenn.		50	2220	44.4	74	0	4	16	14	20	6-8	46	0	59	3359	56.9	8	4



2021-22 Middle Tenn. Football
By Quarter Statistics
All games

3rd-Down Conversions

Date	Opponent	Score	Overall		1st Qtr		2nd Qtr		3rd Qtr		4th Qtr		Overtime	
09/04/2021	Monmouth	W 50-15	3-10	30.0	2-4	50.0	1-2	50.0	0-1	0.0	0-3	0.0	0-0	0.0
09/11/2021	at Virginia Tech	L 14-35	7-16	43.8	0-2	0.0	3-5	60.0	3-5	60.0	1-4	25.0	0-0	0.0
09/18/2021	at UTSA	L 13-27	2-14	14.3	0-4	0.0	0-2	0.0	1-4	25.0	1-4	25.0	0-0	0.0
09/24/2021	at Charlotte	L 39-42	2-11	18.2	0-2	0.0	1-4	25.0	0-2	0.0	1-3	33.3	0-0	0.0
10/02/2021	Marshall	W 34-28	4-15	26.7	2-4	50.0	1-4	25.0	1-4	25.0	0-3	0.0	0-0	0.0
10/09/2021	at Liberty	L 13-41	4-14	28.6	1-4	25.0	3-4	75.0	0-4	0.0	0-2	0.0	0-0	0.0
10/22/2021	at UConn	W 44-13	6-16	37.5	1-4	25.0	2-3	66.7	3-5	60.0	0-4	0.0	0-0	0.0
10/30/2021	Southern Miss.	W 35-10	1-9	11.1	0-2	0.0	0-1	0.0	0-2	0.0	1-4	25.0	0-0	0.0
11/06/2021	at Western Ky.	L 21-48	7-17	41.2	2-6	33.3	1-5	20.0	2-2	100.0	2-4	50.0	0-0	0.0
11/13/2021	FIU	W 50-10	3-13	23.1	1-4	25.0	1-4	25.0	0-1	0.0	1-4	25.0	0-0	0.0
Middle Tenn.			39-135	28.9	9-36	25.0	13-34	38.2	10-30	33.3	7-35	20.0	0-0	0.0
Opponents			56-143	39.2	11-33	33.3	13-36	36.1	18-37	48.6	14-37	37.8	0-0	0.0

4th-Down Conversions

Date	Opponent	Score	Overall		1st Qtr		2nd Qtr		3rd Qtr		4th Qtr		Overtime	
09/04/2021	Monmouth	W 50-15	0-3	0.0	0-1	0.0	0-0	0.0	0-0	0.0	0-2	0.0	0-0	0.0
09/11/2021	at Virginia Tech	L 14-35	2-3	66.7	0-0	0.0	1-1	100.0	0-0	0.0	1-2	50.0	0-0	0.0
09/18/2021	at UTSA	L 13-27	0-1	0.0	0-1	0.0	0-0	0.0	0-0	0.0	0-0	0.0	0-0	0.0
09/24/2021	at Charlotte	L 39-42	2-2	100.0	0-0	0.0	2-2	100.0	0-0	0.0	0-0	0.0	0-0	0.0
10/02/2021	Marshall	W 34-28	1-2	50.0	0-1	0.0	1-1	100.0	0-0	0.0	0-0	0.0	0-0	0.0
10/09/2021	at Liberty	L 13-41	1-4	25.0	0-1	0.0	0-0	0.0	1-2	50.0	0-1	0.0	0-0	0.0
10/22/2021	at UConn	W 44-13	2-2	100.0	0-0	0.0	0-0	0.0	1-1	100.0	1-1	100.0	0-0	0.0
10/30/2021	Southern Miss.	W 35-10	1-4	25.0	1-1	100.0	0-1	0.0	0-1	0.0	0-1	0.0	0-0	0.0
11/06/2021	at Western Ky.	L 21-48	0-3	0.0	0-0	0.0	0-1	0.0	0-0	0.0	0-2	0.0	0-0	0.0
11/13/2021	FIU	W 50-10	4-4	100.0	2-2	100.0	2-2	100.0	0-0	0.0	0-0	0.0	0-0	0.0
Middle Tenn.			13-28	46.4	3-7	42.9	6-8	75.0	2-4	50.0	2-9	22.2	0-0	0.0
Opponents			11-22	50.0	2-3	66.7	3-6	50.0	4-6	66.7	2-7	28.6	0-0	0.0

Time of Possession

Date	Opponent	Score	Overall	1st Qtr	2nd Qtr	3rd Qtr	4th Qtr	Overtime	
09/04/2021	Monmouth	W 50-15	26:07	05:32	05:06	04:50	10:39	00:00	
09/11/2021	at Virginia Tech	L 14-35	31:33	03:48	09:02	06:45	11:58	00:00	
09/18/2021	at UTSA	L 13-27	23:01	07:34	03:24	05:15	06:48	00:00	
09/24/2021	at Charlotte	L 39-42	25:25	06:35	09:26	03:52	05:32	00:00	
10/02/2021	Marshall	W 34-28	33:15	08:21	10:24	07:41	06:49	00:00	
10/09/2021	at Liberty	L 13-41	24:48	06:55	06:53	07:35	03:25	00:00	
10/22/2021	at UConn	W 44-13	37:22	07:09	07:33	10:37	12:03	00:00	
10/30/2021	Southern Miss.	W 35-10	27:00	06:29	02:45	06:57	10:49	00:00	
11/06/2021	at Western Ky.	L 21-48	33:02	11:22	06:53	04:47	10:00	00:00	
11/13/2021	FIU	W 50-10	34:26	06:00	15:18	01:58	11:10	00:00	
Middle Tenn.			Total	295:59	69:45	76:44	60:17	89:13	00:00
			Avg.	29:36	06:59	07:40	06:02	08:55	00:00
Opponents			Total	304:01	69:26	84:05	78:12	72:18	00:00
			Avg.	30:24	06:57	08:24	07:49	07:14	00:00



2021-22 Middle Tenn. Football Team Game-by-Game Comparison All games

Opponent	Score	First Downs				Pen	Rushing Number-Yards	Passing		Total Offense Plays-Yards	Return Yards	Turn- Overs
		Total	Rush	Pass	Comp-Att.-Int			Yards				
Monmouth	50-15	20 / 17	8 / 10	11 / 7	1 / 0	34-96 / 38-88	20-26-0 / 27-42-1	248 / 186	60-344 / 80-274	129 / 38	0 / 4	
Virginia Tech	14-35	20 / 23	9 / 13	11 / 8	0 / 2	35-67 / 38-216	26-40-1 / 17-28-0	283 / 159	75-350 / 66-375	18 / 198	1 / 0	
UTSA	13-27	11 / 23	1 / 8	9 / 13	1 / 2	25-8 / 44-175	14-30-1 / 26-45-2	191 / 277	55-199 / 89-452	61 / 92	2 / 3	
Charlotte	39-42	25 / 30	6 / 11	16 / 17	3 / 2	23-123 / 40-220	28-40-0 / 25-36-0	379 / 339	63-502 / 76-559	0 / 77	0 / 1	
Marshall	34-28	16 / 28	9 / 10	4 / 17	3 / 1	49-209 / 35-172	12-21-1 / 31-47-2	105 / 321	70-314 / 82-493	179 / 60	2 / 6	
Liberty	13-41	12 / 21	3 / 11	8 / 10	1 / 0	21-35 / 42-227	22-42-1 / 17-30-3	230 / 222	63-265 / 72-449	93 / 66	2 / 3	
UConn	44-13	30 / 16	10 / 7	16 / 7	4 / 2	44-155 / 28-67	28-40-0 / 21-37-2	318 / 237	84-473 / 65-304	53 / 103	0 / 3	
Southern Miss.	35-10	16 / 23	6 / 9	7 / 10	3 / 4	35-145 / 41-50	14-21-1 / 18-41-3	142 / 184	56-287 / 82-234	204 / 68	4 / 5	
Western Ky.	21-48	19 / 19	11 / 3	8 / 14	0 / 2	35-123 / 23-71	27-46-6 / 29-50-0	226 / 281	81-349 / 73-352	75 / 186	7 / 0	
FIU	50-10	23 / 11	14 / 4	9 / 6	0 / 1	47-261 / 32-67	21-26-0 / 11-22-2	153 / 88	73-414 / 54-155	105 / 97	0 / 4	
Totals	313-269	192 / 211	77 / 86	99 / 109	16 / 16	348-1222 / 361-1353	212-332-11 / 222-378-15	2275 / 2294	680-3497 / 739-3647	917 / 985	18 / 29	

Opponents	3rd Down Conversion	4th Down Conversion	Time of Possession	TOP Margin	Avg Yds/Rush	Avg Yds/Pass	Avg Yds/Play	Punting Number-Avg	Penalties Number-Yards	Sacks
Monmouth	3-10 / 6-17	0-3 / 3-5	26:07 / 33:53	-07:46	2.8 / 2.3	9.5 / 4.4	5.7 / 3.4	5-45.0 / 5-37.4	7-55.0 / 2-15.0	3 / 2
Virginia Tech	7-16 / 6-11	2-3 / 1-1	31:33 / 28:27	03:06	1.9 / 5.7	7.1 / 5.7	4.7 / 5.7	6-45.8 / 4-42.5	6-52.0 / 3-30.0	1 / 3
UTSA	2-14 / 10-20	0-1 / 1-1	23:01 / 36:59	-13:58	0.3 / 4.0	6.4 / 6.2	3.6 / 5.1	10-44.1 / 4-41.5	5-47.0 / 7-60.0	2 / 5
Charlotte	2-11 / 5-12	2-2 / 1-1	25:25 / 34:35	-09:10	5.3 / 5.5	9.5 / 9.4	8.0 / 7.4	5-42.4 / 3-48.7	10-86.0 / 7-62.0	0 / 1
Marshall	4-15 / 4-12	1-2 / 1-1	33:15 / 26:45	06:30	4.3 / 4.9	5.0 / 6.8	4.5 / 6.0	7-43.0 / 6-36.3	7-62.0 / 9-69.0	3 / 2
Liberty	4-14 / 6-12	1-4 / 0-0	24:48 / 35:12	-10:24	1.7 / 5.4	5.5 / 7.4	4.2 / 6.2	5-42.8 / 4-54.0	5-41.0 / 7-62.0	3 / 3
UConn	6-16 / 4-14	2-2 / 1-3	37:22 / 22:38	14:44	3.5 / 2.4	8.0 / 6.4	5.6 / 4.7	2-49.5 / 4-39.8	7-65.0 / 8-75.0	2 / 1
Southern Miss.	1-9 / 5-18	1-4 / 2-6	27:00 / 33:00	-06:00	4.1 / 1.2	6.8 / 4.5	5.1 / 2.9	3-49.7 / 6-37.2	8-83.0 / 12-96.0	7 / 2
Western Ky.	7-17 / 7-16	0-3 / 0-2	33:02 / 26:58	06:04	3.5 / 3.1	4.9 / 5.6	4.3 / 4.8	4-43.3 / 5-43.8	6-56.0 / 4-15.0	1 / 1
FIU	3-13 / 3-11	4-4 / 1-2	34:26 / 25:34	08:52	5.6 / 2.1	5.9 / 4.0	5.7 / 2.9	3-43.7 / 3-44.7	5-58.0 / 2-15.0	5 / 1
Totals	39-135 / 56-143	13-28 / 11-22	295:59 / 304:01	-08:02	3.5 / 3.7	6.9 / 6.1	5.1 / 4.9	50-44.4 / 44-41.8	66-605.0 / 61-499.0	27 / 21

Note: Game totals are displayed in the format TEAM/OPPONENT for each category



**2021-22 Middle Tenn. Football
Red-Zone Results
All games**

Middle Tenn. Inside Opponent Red-Zone

Date	Opponent	Score	Times In RZ	Times Scored	Total		Rush TDs	Pass TDs	FGs Made	Failed to score inside RZ					
					Pts	TDs				FGA	Down	Int	Fumb	Half	Game
09/04/2021	Monmouth	W 50-15	5	4	28	4	2	2	0	0	1	0	0	0	0
09/11/2021	at Virginia Tech	L 14-35	2	2	14	2	0	2	0	0	0	0	0	0	0
09/18/2021	at UTSA	L 13-27	2	1	7	1	0	1	0	0	0	1	0	0	0
09/24/2021	at Charlotte	L 39-42	4	4	25	3	0	3	1	1	0	0	0	0	0
10/02/2021	Marshall	W 34-28	2	2	14	2	1	1	0	0	0	0	0	0	0
10/09/2021	at Liberty	L 13-41	1	1	7	1	0	1	0	0	0	0	0	0	0
10/22/2021	at UConn	W 44-13	6	6	30	3	1	2	3	3	0	0	0	0	0
10/30/2021	Southern Miss.	W 35-10	4	2	14	2	2	0	0	0	1	0	1	0	0
11/06/2021	at Western Ky.	L 21-48	2	1	7	1	1	0	0	0	1	0	0	0	0
11/13/2021	FIU	W 50-10	4	4	24	3	1	2	1	1	0	0	0	0	0
Totals 27 of 32 (84.4%)			32	27	170	22	8	14	5	5	3	1	1	0	0

Opponents Inside Middle Tenn. Red-Zone

Date	Opponent	Score	Times In RZ	Times Scored	Total		Rush TDs	Pass TDs	FGs Made	Failed to score inside RZ					
					Pts	TDs				FGA	Down	Int	Fumb	Half	Game
09/04/2021	Monmouth	W 50-15	1	1	8	1	1	0	0	0	0	0	0	0	0
09/11/2021	Virginia Tech	L 14-35	4	4	28	4	3	1	0	0	0	0	0	0	0
09/18/2021	UTSA	L 13-27	4	2	10	1	0	1	1	2	0	1	0	0	0
09/24/2021	Charlotte	L 39-42	6	5	35	5	1	4	0	1	0	0	0	0	0
10/02/2021	Marshall	W 34-28	5	4	28	4	3	1	0	0	0	0	1	0	0
10/09/2021	Liberty	L 13-41	5	5	32	4	3	1	1	1	0	0	0	0	0
10/22/2021	UConn	W 44-13	2	2	10	1	0	1	1	1	0	0	0	0	0
10/30/2021	Southern Miss.	W 35-10	1	1	7	1	0	1	0	0	0	0	0	0	0
11/06/2021	Western Ky.	L 21-48	5	5	31	4	1	3	1	0	0	0	0	0	0
11/13/2021	FIU	W 50-10	2	1	7	1	1	0	0	0	1	0	0	0	0
Totals 30 of 35 (85.7%)			35	30	196	26	13	13	4	5	1	1	1	0	0



2021-22 Middle Tenn. Football
 Passing Game-by-Game
 All games

#10 Bailey Hockman	Comp	Att	Int	Pct	Yards	TD	Long	Sacked	Effic.
Monmouth	17	22	0	77.3	215	3	35	2-23	204.4
Virginia Tech	19	32	1	59.4	207	1	27	2-19	117.8
UTSA	5	12	1	41.7	41	0	28	3-25	53.7
Totals	41	66	2	62.1	463	4	35	7-67	135.0

#12 Mike DiLiello	Comp	Att	Int	Pct	Yards	TD	Long	Sacked	Effic.
UConn	2	3	0	66.7	16	0	11	0-0	111.5
Southern Miss.	8	12	0	66.7	78	0	40	1-4	121.3
Western Ky.	3	5	1	60.0	21	0	9	0-0	55.3
FIU	1	2	0	50.0	6	0	6	0-0	75.2
Totals	14	22	1	63.6	121	0	40	1-4	100.7

#16 Chase Cunningham	Comp	Att	Int	Pct	Yards	TD	Long	Sacked	Effic.
Monmouth	3	4	0	75.0	33	0	13	0-0	144.3
Virginia Tech	7	8	0	87.5	76	1	26	1-1	208.6
UTSA	9	18	0	50.0	150	2	46	2-24	156.7
Charlotte	28	40	0	70.0	379	5	51	1-1	190.8
Marshall	12	21	1	57.1	105	2	34	2-14	121.0
Liberty	22	42	1	52.4	230	2	37	3-20	109.3
UConn	25	36	0	69.4	297	4	25	1-10	175.4
Southern Miss.	4	7	1	57.1	48	0	30	1-5	86.2
Totals	110	176	3	62.5	1318	16	51	11-75	152.0

#18 Nicholas Vattiato	Comp	Att	Int	Pct	Yards	TD	Long	Sacked	Effic.
Southern Miss.	2	2	0	100.0	16	0	12	0-0	167.2
Western Ky.	24	41	5	58.5	205	2	45	1-4	92.2
FIU	20	24	0	83.3	147	2	23	1-8	162.3
Totals	46	67	5	68.7	368	4	45	2-12	119.6

#86 JaMichael Thompson	Comp	Att	Int	Pct	Yards	TD	Long	Sacked	Effic.
UConn	1	1	0	100.0	5	0	5	0-0	142.0
Totals	1	1	0	100.0	5	0	5	0-0	142.0



**2021-22 Middle Tenn. Football
Rushing/Receiving Game-by-Game
All games**

Rushing

Player	No-Yds/TD	MU	Hokies	UTSA	CLT	Marsh	Lib	UConn	USM	WestKy	FIU
Martell Pettaway	56-227/3	3-6/1	3-9/0	6-23/0	DNP	DNP	3-4/0	12-63/1	9-23/0	9-4/0	11-95/1
Frank Peasant	53-212/2	5-27/0	2--3/0	2-1/0	-	6-16/0	3-5/0	DNP	7-44/0	18-78/1	10-44/1
Chaton Mobley	49-231/2	4-24/1	10-20/0	DNP	-	15-132/1	4-8/0	13-48/0	3--1/0	DNP	DNP
Chase Cunningham	44-118/0	2-19/0	1--1/0	4--12/0	9-65/0	11-22/0	6-4/0	10-26/0	1--5/0	DNP	DNP
Amir Rasul	42-108/0	7-18/0	14-39/0	8-23/0	6-12/0	7-16/0	-	DNP	DNP	DNP	DNP
Mike DiLiello	28-158/3	2-13/0	1-17/0	1-0/0	DNP	2-5/1	1-2/0	4-4/0	11-77/2	3-17/0	3-23/0
Brad Anderson	21-94/0	3-25/0	-	-	6-35/0	5-12/0	3-7/0	DNP	DNP	DNP	4-15/0
Nicholas Vattiato	12-28/0	DNP	DNP	DNP	DNP	DNP	DNP	DNP	1-5/0	2--2/0	9-25/0
Bailey Hockman	9--62/0	2--23/0	4--14/0	3--25/0	DNP	DNP	DNP	DNP	DNP	-	DNP
DJ England-Chisolm	7-58/0	1-6/0	-	-	1-4/0	1-17/0	1-5/0	-	-	2-10/0	1-16/0
Jalen Montgomery	7-19/0	DNP	DNP	DNP	DNP	DNP	DNP	5-14/0	DNP	DNP	2-5/0
Jaylin Lane	4-63/1	-	-	DNP	1-7/0	-	-	-	1-11/0	1-16/0	1-29/1
Micaleus Elder	3--12/0	2--10/0	-	1--2/0	-	DNP	DNP	DNP	DNP	DNP	DNP
Yusuf Ali	2-7/0	DNP	DNP	-	-	-	-	-	1-1/0	-	1-6/0
JaMichael Thompson	2--12/0	1--2/0	-	-	DNP	-	-	-	1--10/0	-	-
Terry Wilkins	1-5/0	DNP	DNP	DNP	DNP	DNP	DNP	DNP	DNP	DNP	1-5/0
	1-3/0	DNP	DNP	DNP	DNP	DNP	DNP	DNP	DNP	DNP	1-3/0
Bryce Bailey	1--1/0	-	DNP	DNP	DNP	DNP	DNP	DNP	-	DNP	1--1/0

Receiving

Player	No-Yds/TD	MU	Hokies	UTSA	CLT	Marsh	Lib	UConn	USM	WestKy	FIU
Jimmy Marshall	40-477/6	2-15/0	8-111/0	2-51/1	5-73/1	1-2/0	7-77/1	4-61/2	2-14/0	5-22/0	4-51/1
Jarrin Pierce	36-386/5	4-38/0	3-40/0	2-15/1	10-92/1	2-10/1	4-57/1	3-40/1	3-75/0	2-2/0	3-17/0
Yusuf Ali	25-299/3	DNP	DNP	2-25/0	3-64/1	2-4/0	3-26/0	5-80/0	2-11/0	5-60/1	3-29/1
Jaylin Lane	23-275/3	4-91/1	4-30/0	DNP	4-44/1	1-34/1	1-19/0	2-22/0	3-15/0	2-9/0	2-11/0
CJ Windham	21-176/2	5-46/1	3-15/1	DNP	-	1-18/0	3-32/0	4-36/0	-	5-29/0	-
DJ England-Chisolm	17-230/3	2-42/1	-	2-10/0	3-67/1	1-6/0	1-9/0	3-19/0	1-6/0	3-69/1	1-2/0
Izaiah Gathings	16-194/1	DNP	-	3-65/0	1-12/0	2-22/0	1-10/0	3-49/1	-	4-24/0	2-12/0
JaMichael Thompson	8-54/0	1-13/0	1-5/0	2-20/0	DNP	-	-	2-1/0	1-4/0	1-11/0	-
Elijah Metcalf	4-52/0	1-4/0	3-48/0	DNP	-	DNP	DNP	DNP	DNP	DNP	DNP
Martell Pettaway	4-24/0	-	-	1-5/0	DNP	DNP	-	-	1-5/0	-	2-14/0
Chaton Mobley	4-16/0	-	1-11/0	DNP	-	-	2-0/0	1-5/0	-	DNP	DNP
Frank Peasant	4-10/0	1--1/0	-	-	-	-	-	DNP	-	-	3-11/0
Brad Anderson	3-32/0	-	1-12/0	-	1-18/0	1-2/0	-	DNP	DNP	DNP	-
Marquel Tinsley	2-18/1	-	1-6/1	DNP	DNP	DNP	DNP	-	1-12/0	-	-
Amir Rasul	2-16/0	-	-	-	1-9/0	1-7/0	-	DNP	DNP	DNP	DNP
Jordan Ferguson	1-6/0	-	-	-	-	-	-	-	-	-	1-6/0
Tyler Sweet	1-5/0	-	1-5/0	DNP	DNP	DNP	DNP	DNP	DNP	DNP	DNP
Chase Cunningham	1-5/0	-	-	-	-	-	-	1-5/0	-	DNP	DNP



**2021-22 Middle Tenn. Football
Returns Game-by-Game
All games**

Punt Returns

Player	No-Yds	MU	Hokies	UTSA	CLT	Marsh	Lib	UConn	USM	WestKy	FIU
Jaylin Lane	11-234	2-70	-	DNP	-	1-4	1-1	-	2-69	3-75	2-15
Gregory Grate	1-5	-	-	1-5	-	-	-	-	-	-	-

Kick Returns

Player	No-Yds	MU	Hokies	UTSA	CLT	Marsh	Lib	UConn	USM	WestKy	FIU
Jaylin Lane	9-208	-	1-18	DNP	-	2-62	2-52	1-24	2-33	-	1-19
Yusuf Ali	1-26	DNP	DNP	-	-	-	-	-	-	-	1-26
Amir Rasul	1-15	1-15	-	-	-	-	-	DNP	DNP	DNP	DNP
Frank Peasant	1-7	-	-	-	-	-	1-7	DNP	-	-	-

Interceptions Returns

Player	No-Yds	MU	Hokies	UTSA	CLT	Marsh	Lib	UConn	USM	WestKy	FIU
Quincy Riley	5-153	DNP	DNP	2-56	-	DNP	DNP	1-26	1-26	-	1-45
DQ Thomas	2-43	-	-	DNP	-	-	1-0	-	1-43	-	-
Gregory Grate	2-3	-	-	-	-	-	1-0	1-3	-	-	-
Teldrick Ross	1-44	1-44	-	-	-	-	-	-	-	-	-
Decorian Patterson	1-33	-	-	-	-	-	1-33	-	-	-	-
Deidrick Stanley	1-23	-	-	-	-	1-23	-	-	-	-	DNP
Marley Cook	1-15	-	-	DNP	DNP	-	-	-	1-15	-	-
Reed Blankenship	1-0	-	-	-	-	-	-	-	-	-	1-0
Jalen Jackson	1-0	DNP	DNP	-	-	1-0	-	-	-	-	-

Fumble Returns

Player	No-Yds	MU	Hokies	UTSA	CLT	Marsh	Lib	UConn	USM	WestKy	FIU
--------	--------	----	--------	------	-----	-------	-----	-------	-----	--------	-----



**2021-22 Middle Tenn. Football
All-Purpose Yards Game-by-Game
All games**

Player	Total	MU	Hokies	UTSA	CLT	Marsh	Lib	UConn	USM	WestKy	FIU
Jaylin Lane	780	161	48	DNP	51	100	72	46	128	100	74
Jimmy Marshall	477	15	111	51	73	2	77	61	14	22	51
Jarrin Pierce	386	38	40	15	92	10	57	40	75	2	17
Yusuf Ali	332	DNP	DNP	25	64	4	26	80	12	60	61
DJ England-Chisolm	288	48	-	10	71	23	14	19	6	79	18
Martell Pettaway	251	6	9	28	DNP	DNP	4	63	28	4	109
Chaton Mobley	247	24	31	DNP	-	132	8	53	-1	DNP	DNP
Frank Peasant	229	26	-3	1	-	16	12	DNP	44	78	55
Izaiah Gathings	194	DNP	-	65	12	22	10	49	-	24	12
CJ Windham	176	46	15	DNP	-	18	32	36	-	29	-
Mike DiLiello	158	13	17	-	DNP	5	2	4	77	17	23
Quincy Riley	153	DNP	DNP	56	-	DNP	DNP	26	26	-	45
Amir Rasul	139	33	39	23	21	23	-	DNP	DNP	DNP	DNP
Brad Anderson	126	25	12	-	53	14	7	DNP	DNP	DNP	15
Chase Cunningham	123	19	-1	-12	65	22	4	31	-5	DNP	DNP
Elijah Metcalf	52	4	48	DNP	-	DNP	DNP	DNP	DNP	DNP	DNP
Teldrick Ross	44	44	-	-	-	-	-	-	-	-	-
DQ Thomas	43	-	-	DNP	-	-	-	-	43	-	-
JaMichael Thompson	42	11	5	20	DNP	-	-	1	-6	11	-
Decorian Patterson	33	-	-	-	-	-	33	-	-	-	-
Nicholas Vattiato	28	DNP	DNP	DNP	DNP	DNP	DNP	DNP	5	-2	25
Deidrick Stanley	23	-	-	-	-	23	-	-	-	-	DNP
Jalen Montgomery	19	DNP	DNP	DNP	DNP	DNP	DNP	14	DNP	DNP	5
Marquel Tinsley	18	-	6	DNP	DNP	DNP	DNP	-	12	-	-
Tra Fluellen	18	-	-	-	-	-	-	-	18	-	-
Marley Cook	15	-	-	DNP	DNP	-	-	-	15	-	-
Gregory Grate	8	-	-	5	-	-	-	3	-	-	-
Jordan Ferguson	6	-	-	-	-	-	-	-	-	-	6
Tyler Sweet	5	-	5	DNP	DNP	DNP	DNP	DNP	DNP	DNP	DNP
Terry Wilkins	5	DNP	DNP	DNP	DNP	DNP	DNP	DNP	DNP	DNP	5
	3	DNP	DNP	DNP	DNP	DNP	DNP	DNP	DNP	DNP	3
Bryce Bailey	-1	-	DNP	DNP	DNP	DNP	DNP	DNP	-	DNP	-1
Micaleus Elder	-12	-10	-	-2	-	DNP	DNP	DNP	DNP	DNP	DNP
Bailey Hockman	-62	-23	-14	-25	DNP	DNP	DNP	DNP	DNP	-	DNP



**2021-22 Middle Tenn. Football
Total Tackles Game-by-Game
All games**

Total Tackles

Player	S-A	Total	MU	Hokies	UTSA	CLT	Marsh	Lib	UConn	USM	WestKy	FIU
Reed Blankenship	62-28	90	2-3	6-2	7-6	6-7	5-2	8-1	9-0	7-1	7-2	5-4
Gregory Grate	48-22	70	3-3	3-1	10-4	3-3	7-3	8-5	5-1	2-1	5-0	2-1
DQ Thomas	40-20	60	4-5	10-1	DNP	1-3	1-2	4-3	4-3	8-2	5-0	3-1
Jurriente Davis	28-29	57	2-2	2-2	2-5	0-3	5-3	10-4	1-3	3-5	2-1	1-1
Jordan Ferguson	23-20	43	2-1	1-0	3-5	0-2	7-1	2-1	2-1	3-5	1-3	2-1
Teldrick Ross	35-7	42	6-1	5-2	4-0	6-3	2-0	1-0	1-0	3-0	6-1	1-0
Johnathan Butler	15-19	34	4-4	3-1	0-3	DNP	DNP	DNP	1-2	3-2	3-3	1-4
Richard Kinley	13-15	28	1-1	3-2	1-4	1-3	1-1	3-1	2-1	-	-	1-2
Zaylin Wood	13-12	25	3-2	0-1	2-3	1-1	1-1	1-1	1-0	1-1	1-2	2-0
Cody Smith	13-12	25	0-2	1-0	4-5	2-1	4-0	1-2	0-2	-	-	1-0
Raquon Hartley	15-8	23	2-0	-	4-2	0-1	2-1	-	3-2	2-1	1-0	1-1
Decorian Patterson	14-6	20	6-2	1-1	-	-	3-1	2-0	-	1-2	1-0	-
Tra Fluellen	9-10	19	2-2	1-0	0-1	0-2	1-1	1-0	0-1	1-1	3-1	0-1
Jorden Starling	8-9	17	1-2	-	1-2	3-2	0-1	-	1-0	2-1	-	0-1
Jalen Jackson	10-5	15	DNP	DNP	2-1	0-2	3-2	1-0	1-0	1-0	1-0	1-0
Quincy Riley	9-6	15	DNP	DNP	-	4-4	DNP	DNP	1-0	1-1	2-0	1-1
Ja'Kerrius Wyatt	6-7	13	0-2	2-1	1-1	-	1-0	1-0	1-1	0-1	-	0-1
Marley Cook	6-6	12	3-1	0-2	DNP	DNP	0-1	-	0-1	2-0	-	1-1
Jordan Branch	5-7	12	1-3	1-0	0-1	DNP	DNP	DNP	0-2	1-1	1-0	1-0
Deidrick Stanley	9-2	11	-	-	-	-	4-0	0-1	2-0	2-0	1-1	DNP
Devyn Curtis	3-7	10	DNP	-	1-3	2-2	0-2	DNP	DNP	DNP	DNP	DNP
Ralph Mency	4-3	7	-	1-0	-	1-0	0-1	1-0	-	-	1-0	0-2
Jalen Davis	3-4	7	-	0-1	-	1-3	-	-	2-0	-	-	-
Wayne Parks	4-1	5	-	-	DNP	DNP	-	1-0	1-1	1-0	1-0	-
Yusuf Ali	4-1	5	DNP	DNP	-	0-1	1-0	-	1-0	-	-	2-0
Deonte Stanley	3-2	5	1-0	0-1	-	-	-	DNP	-	-	-	2-1
Frank Peasant	3-2	5	-	-	0-1	0-1	1-0	-	DNP	-	2-0	-
James Shellman	3-2	5	-	-	-	DNP	0-1	-	DNP	0-1	1-0	2-0
Marcus LaFrance	4-0	4	-	1-0	DNP	DNP	DNP	DNP	-	DNP	DNP	3-0
JR Bivens	3-1	4	2-0	-	-	1-1	DNP	DNP	DNP	DNP	DNP	DNP
Andrew Leak	1-2	3	-	-	1-1	-	-	-	0-1	-	-	-
Raheme Fuller	1-2	3	-	-	1-1	0-1	-	-	-	-	-	-
Vincent Dinkins	1-2	3	1-0	-	0-1	-	-	-	-	-	DNP	0-1
DJ England-Chisolm	2-0	2	-	1-0	-	-	-	-	-	-	1-0	-
Chaton Mobley	0-2	2	-	-	DNP	-	-	0-2	-	-	DNP	DNP
Drew Francis	0-2	2	-	-	-	-	-	0-1	-	-	-	0-1
Bailey Hockman	1-0	1	-	1-0	-	DNP	DNP	DNP	DNP	DNP	-	DNP
Brody Butler	1-0	1	-	1-0	-	-	-	-	-	-	-	-
Jaylin Lane	1-0	1	-	-	DNP	-	1-0	-	-	-	-	-
Elijah Metcalf	1-0	1	1-0	-	DNP	-	DNP	DNP	DNP	DNP	DNP	DNP
Scott Payne	1-0	1	-	-	-	-	-	-	-	1-0	-	-
Amir Rasul	1-0	1	-	-	-	-	1-0	-	DNP	DNP	DNP	DNP
Juju Williams	1-0	1	DNP	DNP	1-0	-	-	-	-	-	DNP	DNP
Jashawn Sheffield	0-1	1	DNP	DNP	DNP	DNP	DNP	DNP	-	-	-	0-1



2021-22 Middle Tenn. Football
Sacks Game-by-Game
All games

Player	UA-A	Total	MU	Hokies	UTSA	CLT	Marsh	Lib	UConn	USM	WestKy	FIU
Jordan Ferguson	7-1	7.5	1-6	-	1-2	-	1-4	2-13	-	2.5-23	-	-
DQ Thomas	3-0	3	-	1-13	DNP	-	1-9	-	-	-	-	1-7
Marley Cook	3-0	3	1-2	-	DNP	DNP	-	-	-	1-13	-	1-3
Jurriente Davis	2-2	3	-	-	-	-	1-7	0.5-1	-	0.5-3	-	1-8
Richard Kinley	1-1	1.5	-	-	-	-	-	0.5-2	1-3	-	-	-
Ja'Kerrius Wyatt	1-1	1.5	-	-	-	-	-	-	1-0	-	-	0.5-2
Reed Blankenship	1-0	1	-	-	-	-	-	-	-	-	-	1-12
Tra Fluellen	1-0	1	1-18	-	-	-	-	-	-	-	-	-
Jalen Jackson	1-0	1	DNP	DNP	-	-	-	-	-	1-1	-	-
Deidrick Stanley	1-0	1	-	-	-	-	-	-	-	1-20	-	DNP
Raquon Hartley	1-0	1	-	-	-	-	-	-	-	-	1-14	-
Cody Smith	1-0	1	-	-	1-3	-	-	-	-	-	-	-
Jorden Starling	1-0	1	-	-	-	-	-	-	-	1-1	-	-
Quincy Riley	0-1	0.5	DNP	DNP	-	-	DNP	DNP	-	-	-	0.5-3



**2021-22 Middle Tenn. Football
Tackles For Loss Game-by-Game
All games**

Player	UA-A	Total	MU	Hokies	UTSA	CLT	Marsh	Lib	UConn	USM	WestKy	FIU
Jordan Ferguson	12-3	13.5	2.0-7	1.0-1	2.0-5	-	1.0-4	2.0-13	2.0-2	3.0-26	0.5-1	-
DQ Thomas	11-1	11.5	2.0-5	1.0-13	DNP	-	1.0-9	-	2.5-2	2.0-6	2.0-3	1.0-7
Reed Blankenship	9-0	9.0	1.0-1	1.0-1	1.0-4	-	-	1.0-2	2.0-6	2.0-2	-	1.0-12
Jurriente Davis	3-4	5.0	-	-	-	0.5-1	1.0-7	0.5-1	0.5-1	1.5-4	-	1.0-8
Zaylin Wood	4-1	4.5	1.0-1	-	1.0-2	-	-	-	-	-	1.5-2	1.0-2
Quincy Riley	3-1	3.5	DNP	DNP	-	2.0-4	DNP	DNP	-	-	1.0-1	0.5-3
Marley Cook	3-1	3.5	1.0-2	-	DNP	DNP	-	-	0.5-1	1.0-13	-	1.0-3
Jordan Branch	2-3	3.5	-	1.0-1	-	DNP	DNP	DNP	1.0-2	0.5-2	-	1.0-3
Richard Kinley	2-2	3.0	-	-	-	-	-	1.5-3	1.0-3	-	-	0.5-0
Teldrick Ross	2-0	2.0	-	1.0-1	-	-	-	-	-	-	-	1.0-1
Raquon Hartley	2-0	2.0	-	-	-	-	-	-	-	1.0-1	1.0-14	-
Jorden Starling	2-0	2.0	1.0-15	-	-	-	-	-	-	1.0-1	-	-
Ja'Kerrius Wyatt	1-1	1.5	-	-	-	-	-	-	1.0-0	-	-	0.5-2
Gregory Grate	1-0	1.0	-	-	-	-	-	1.0-3	-	-	-	-
Deidrick Stanley	1-0	1.0	-	-	-	-	-	-	-	1.0-20	-	DNP
Cody Smith	1-0	1.0	-	-	1.0-3	-	-	-	-	-	-	-
Tra Fluellen	1-0	1.0	1.0-18	-	-	-	-	-	-	-	-	-
Jalen Jackson	1-0	1.0	DNP	DNP	-	-	-	-	-	1.0-1	-	-
Devyn Curtis	0-2	1.0	DNP	-	0.5-3	0.5-1	-	DNP	DNP	DNP	DNP	DNP
Johnathan Butler	0-2	1.0	-	-	-	DNP	DNP	DNP	0.5-2	-	-	0.5-1
Vincent Dinkins	0-1	0.5	-	-	0.5-3	-	-	-	-	-	DNP	-



**2021-22 Middle Tenn. Football
Fumbles Game-by-Game
All games**

Fumbles

Player	No-Lost	MU	Hokies	UTSA	CLT	Marsh	Lib	UConn	USM	WestKy	FIU
Chase Cunningham	3-0	-	-	1-0	-	-	1-0	1-0	-	DNP	DNP
Bailey Hockman	2-0	1-0	1-0	-	DNP	DNP	DNP	DNP	DNP	-	DNP
Mike DiLiello	2-1	-	-	-	DNP	-	-	-	2-1	-	-
Frank Peasant	2-1	-	-	-	-	-	1-1	DNP	-	-	1-0
Brad Anderson	1-1	-	-	-	-	1-1	-	DNP	DNP	DNP	-
Scott Payne	1-0	-	-	-	-	-	-	1-0	-	-	-
Martell Pettaway	1-1	-	-	-	DNP	DNP	-	-	-	1-1	-
Chaton Mobley	1-1	-	-	DNP	-	-	-	-	1-1	DNP	DNP
Jaylin Lane	1-0	-	-	DNP	-	-	-	-	-	1-0	-
JaMichael Thompson	1-1	-	-	-	DNP	-	-	-	1-1	-	-

Fumbles Forced

Player	Number	MU	Hokies	UTSA	CLT	Marsh	Lib	UConn	USM	WestKy	FIU
Gregory Grate	3	-	-	1	-	1	-	-	-	-	1
Jordan Ferguson	3	1	-	-	-	1	-	-	1	-	-
Reed Blankenship	2	-	-	-	1	1	-	-	-	-	-
Deidrick Stanley	2	-	-	-	-	-	-	1	1	-	DNP
Cody Smith	2	-	-	-	1	1	-	-	-	-	-
Johnathan Butler	1	-	-	-	DNP	DNP	DNP	-	-	1	-
Jalen Jackson	1	DNP	DNP	-	-	-	-	1	-	-	-
Raquon Hartley	1	-	-	-	-	-	-	-	-	-	1
Jorden Starling	1	1	-	-	-	-	-	-	-	-	-
Marley Cook	1	1	-	DNP	DNP	-	-	-	-	-	-

Fumbles Recovered

Player	Number	MU	Hokies	UTSA	CLT	Marsh	Lib	UConn	USM	WestKy	FIU
Reed Blankenship	3	-	-	-	-	2	-	1	-	-	-
Jurriente Davis	2	1	-	-	-	1	-	-	-	-	-
Richard Kinley	1	1	-	-	-	-	-	-	-	-	-
Teldrick Ross	1	-	-	1	-	-	-	-	-	-	-
DQ Thomas	1	-	-	DNP	-	1	-	-	-	-	-
Decorian Patterson	1	-	-	-	-	-	-	-	-	-	1
Ja'Kerrius Wyatt	1	-	-	-	-	-	-	-	1	-	-
Jordan Ferguson	1	1	-	-	-	-	-	-	-	-	-
Ralph Mercy	1	-	-	-	-	-	-	-	-	-	1
Zaylin Wood	1	-	-	-	1	-	-	-	-	-	-
Jordan Branch	1	-	-	-	DNP	DNP	DNP	-	1	-	-



**2021-22 Middle Tenn. Football
Tackles Breakdown
All games**

All Tackles

Player	Total	Rush	Pass	Sack	KO	Punt	Int	Fumb	FF	Other
Reed Blankenship	90	0	0	9	0	0	0	0	0	81
Gregory Grate	70	0	0	1	0	0	0	0	0	69
DQ Thomas	60	0	0	11.5	0	0	0	0	0	48.5
Jurriente Davis	57	0	0	5	0	0	0	0	0	52
Jordan Ferguson	43	0	0	13.5	0	0	0	0	0	29.5
Teldrick Ross	42	0	0	2	0	0	0	0	0	40
Johnathan Butler	34	0	0	1	0	0	0	0	0	33
Richard Kinley	28	0	0	3	0	0	0	0	0	25
Cody Smith	25	0	0	1	0	0	0	0	0	24
Zaylin Wood	25	0	0	4.5	0	0	0	0	0	20.5
Raquon Hartley	23	0	0	2	0	0	0	0	0	21
Decorian Patterson	20	0	0	0	0	0	0	0	0	20
Tra Fluellen	19	0	0	1	0	0	0	0	0	18
Jorden Starling	17	0	0	2	0	0	0	0	0	15
Jalen Jackson	15	0	0	1	0	0	0	0	0	14
Quincy Riley	15	0	0	3.5	0	0	0	0	0	11.5
Ja'Kerrius Wyatt	13	0	0	1.5	0	0	0	0	0	11.5
Jordan Branch	12	0	0	3.5	0	0	0	0	0	8.5
Marley Cook	12	0	0	3.5	0	0	0	0	0	8.5
Deidrick Stanley	11	0	0	1	0	0	0	0	0	10
Devyn Curtis	10	0	0	1	0	0	0	0	0	9
Jalen Davis	7	0	0	0	0	0	0	0	0	7
Ralph Mency	7	0	0	0	0	0	0	0	0	7
Frank Peasant	5	0	0	0	0	0	0	0	0	5
James Shellman	5	0	0	0	0	0	0	0	0	5
Deonte Stanley	5	0	0	0	0	0	0	0	0	5
Yusuf Ali	5	0	0	0	0	0	0	0	0	5
Wayne Parks	5	0	0	0	0	0	0	0	0	5
Marcus LaFrance	4	0	0	0	0	0	0	0	0	4
JR Bivens	4	0	0	0	0	0	0	0	0	4
Raheme Fuller	3	0	0	0	0	0	0	0	0	3
Vincent Dinkins	3	0	0	0.5	0	0	0	0	0	2.5
Andrew Leak	3	0	0	0	0	0	0	0	0	3
Chaton Mobley	2	0	0	0	0	0	0	0	0	2
Drew Francis	2	0	0	0	0	0	0	0	0	2
DJ England-Chisolm	2	0	0	0	0	0	0	0	0	2
Jaylin Lane	1	0	0	0	0	0	0	0	0	1
Jashawn Sheffield	1	0	0	0	0	0	0	0	0	1
Brody Butler	1	0	0	0	0	0	0	0	0	1
Bailey Hockman	1	0	0	0	0	0	0	0	0	1
Amir Rasul	1	0	0	0	0	0	0	0	0	1
Juju Williams	1	0	0	0	0	0	0	0	0	1
Elijah Metcalf	1	0	0	0	0	0	0	0	0	1
Scott Payne	1	0	0	0	0	0	0	0	0	1
Total	711	0	0	72	0	0	0	0	0	639



**2021-22 Middle Tenn. Football
Games Played
All games**

##	Player	GP-GS	MU	Hokies	UTSA	CLT	Marsh	Lib	UConn	USM	WestKy	FIU
0	Richard Kinley	10/10	START	START	START	START	START	START	START	START	START	START
1	Gregory Grate	10/10	START	START	START	START	START	START	START	START	START	START
2	Izaiah Gathings	9/4	...	XXX	START	START	START	START	XXX	XXX	XXX	XXX
3	Quincy Riley	6/4	XXX	START	XXX	START	START	START
4	Johnathan Butler	7/6	START	START	START	XXX	START	START	START
5	Deonte Stanley	9/0	XXX	XXX	XXX	XXX	XXX	...	XXX	XXX	XXX	XXX
6	Jimmy Marshall	10/8	XXX	XXX	START	START	START	START	START	START	START	START
7	DJ England-Chisolm	10/5	START	START	START	START	START	XXX	XXX	XXX	XXX	XXX
7	Zeke Rankin	10/0	XXX	XXX	XXX	XXX	XXX	XXX	XXX	XXX	XXX	XXX
8	Devyn Curtis	4/1	...	XXX	XXX	START	XXX
9	Jarrin Pierce	10/10	START	START	START	START	START	START	START	START	START	START
10	Bailey Hockman	4/3	START	START	START	XXX	...
10	Jurriente Davis	10/10	START	START	START	START	START	START	START	START	START	START
11	Brad Anderson	7/1	XXX	XXX	XXX	XXX	START	XXX	XXX
11	Stone Frost	0/0
12	Reed Blankenship	10/10	START	START	START	START	START	START	START	START	START	START
12	Mike DiLiello	9/0	XXX	XXX	XXX	...	XXX	XXX	XXX	XXX	XXX	XXX
13	Kyle Ulbrich	10/0	XXX	XXX	XXX	XXX	XXX	XXX	XXX	XXX	XXX	XXX
13	Javonte Sherman	1/0	XXX
15	Raheme Fuller	10/0	XXX	XXX	XXX	XXX	XXX	XXX	XXX	XXX	XXX	XXX
15	Hayden Neighbors	0/0
16	Chase Cunningham	8/5	XXX	XXX	XXX	START	START	START	START	START
16	Kyle Kee	0/0
17	Tra Fluellen	10/0	XXX	XXX	XXX	XXX	XXX	XXX	XXX	XXX	XXX	XXX
18	Nicholas Vattiato	3/2	XXX	START	START
19	Teldrick Ross	10/7	START	START	START	START	START	START	START	XXX	XXX	XXX
19	Jonathan Haynes	1/0	XXX
20	DQ Thomas	9/7	START	START	...	XXX	START	START	START	XXX	START	START
21	Will Gilchrist	9/1	...	START	XXX	XXX	XXX	XXX	XXX	XXX	XXX	XXX
22	Micaleus Elder	4/0	XXX	XXX	XXX	XXX
23	Jalen Jackson	8/5	XXX	XXX	START	START	XXX	START	START	START
23	Jalen Montgomery	2/0	XXX	XXX
24	Scott Payne	10/0	XXX	XXX	XXX	XXX	XXX	XXX	XXX	XXX	XXX	XXX
24	Terry Wilkins	1/0	XXX
25	Bryce Bailey	3/0	XXX	XXX	...	XXX
25	Jashawn Sheffield	4/0	XXX	XXX	XXX	XXX
26	Wayne Parks	8/0	XXX	XXX	XXX	XXX	XXX	XXX	XXX	XXX
27	Jai'Brian Bouye	0/0
28	Deidrick Stanley	9/1	XXX	XXX	XXX	XXX	XXX	XXX	XXX	XXX	START	...
29	Marcus LaFrance	4/0	XXX	XXX	XXX	XXX
30	Marvae Myers-Glover	0/0
30	Jakobe Thomas	1/0	XXX
31	Davon Martin	6/0	XXX	XXX	XXX	XXX	XXX	XXX
32	Martell Pettaway	8/2	XXX	XXX	XXX	XXX	XXX	START	START	XXX
33	Decorian Patterson	10/4	START	START	START	XXX	XXX	XXX	START	XXX	XXX	XXX
34	Amir Rasul	6/4	START	START	START	START	XXX	XXX
35	Jalen Davis	10/0	XXX	XXX	XXX	XXX	XXX	XXX	XXX	XXX	XXX	XXX
35	Tyler Sweet	2/0	XXX	XXX
36	Frank Peasant	9/1	XXX	XXX	XXX	XXX	XXX	XXX	...	XXX	XXX	START
37	James Shellman	8/0	XXX	XXX	XXX	...	XXX	XXX	...	XXX	XXX	XXX
38	ZaBrien Harden	0/0
38	Miles Tillman	1/0	XXX
39	Terrell Pack	0/0
40	Drew Francis	10/0	XXX	XXX	XXX	XXX	XXX	XXX	XXX	XXX	XXX	XXX
41	Raquon Hartley	10/2	XXX	XXX	START	XXX	START	XXX	XXX	XXX	XXX	XXX
42	Cody Smith	10/3	XXX	XXX	XXX	START	XXX	START	START	XXX	XXX	XXX
43	Parker Hughes	1/0	XXX
44	Chaton Mobley	7/2	XXX	XXX	...	XXX	XXX	START	START	XXX
45	Joeseeph Sewell	2/1	START	XXX
46	Andrew Leak	10/0	XXX	XXX	XXX	XXX	XXX	XXX	XXX	XXX	XXX	XXX



**2021-22 Middle Tenn. Football
Games Played
All games**

##	Player	GP-GS	MU	Hokies	UTSA	CLT	Marsh	Lib	UConn	USM	WestKy	FIU
47	Jacob Mahoney	4/0	XXX	XXX	XXX	XXX
48	Alex Ustry	2/0	XXX	XXX
49	Jorden Starling	10/1	XXX	XXX	XXX	START	XXX	XXX	XXX	XXX	XXX	XXX
50	Aran Mohamad-Ali	1/0	XXX
52	Juju Williams	6/0	XXX	XXX	XXX	XXX	XXX	XXX
53	Lance Robinson	10/9	START	START	START	XXX	START	START	START	START	START	START
54	Jacob King	2/0	XXX	XXX
55	Jahlil Ryles	7/3	XXX	XXX	XXX	XXX	START	START	START	...
55	Joseph Honeysucker	0/0
56	Adam Derry	1/0	XXX
57	Marley Cook	8/2	XXX	XXX	XXX	START	XXX	XXX	START	XXX
61	J'Shun Bodiford	2/0	XXX	XXX
62	Jordan Palmer	10/10	START	START	START	START	START	START	START	START	START	START
63	Wilson Kelly	4/0	XXX	XXX	XXX	...	XXX
64	Jacqui Graham	8/3	XXX	...	XXX	START	START	START	XXX	...	XXX	XXX
65	Marcus Greer	10/0	XXX	XXX	XXX	XXX	XXX	XXX	XXX	XXX	XXX	XXX
66	Alex Jones	1/0	XXX
67	Karter Johnson	0/0
68	Carson Garrison	0/0
69	Brody Butler	10/0	XXX	XXX	XXX	XXX	XXX	XXX	XXX	XXX	XXX	XXX
70	Tyler Falvey	9/0	XXX	XXX	...	XXX	XXX	XXX	XXX	XXX	XXX	XXX
71	Conner Griffin	2/0	XXX	...	XXX
72	Netori Johnson	10/10	START	START	START	START	START	START	START	START	START	START
74	Steven Losoya	10/8	START	START	START	START	XXX	XXX	START	START	START	START
75	Jamari Williams	4/0	XXX	XXX	XXX	...	XXX
77	Eric Magwood	5/0	XXX	XXX	XXX	XXX	XXX
78	Dorian Hinton	8/7	START	START	START	START	START	START	XXX	START
80	Luke Bolger	2/0	XXX	XXX
81	CJ Windham	9/5	START	START	...	XXX	XXX	XXX	START	XXX	START	START
82	Taharin Sudderth	1/0	XXX
83	Jaylin Lane	9/5	XXX	XXX	...	XXX	XXX	START	START	START	START	START
84	Elijah Metcalf	3/0	XXX	XXX	...	XXX
85	Landon Burrell	1/0	XXX
86	JaMichael Thompson	9/0	XXX	XXX	XXX	...	XXX	XXX	XXX	XXX	XXX	XXX
87	Marquel Tinsley	6/0	XXX	XXX	XXX	XXX	XXX	XXX
88	Ja'Kerrius Wyatt	10/4	XXX	XXX	XXX	XXX	START	XXX	START	START	XXX	START
89	Yusuf Ali	8/1	XXX	XXX	XXX	XXX	XXX	START	XXX	XXX
91	Jordan Ferguson	10/10	START	START	START	START	START	START	START	START	START	START
92	Damonte Smith	0/0
93	Vincent Dinkins	9/0	XXX	XXX	XXX	XXX	XXX	XXX	XXX	XXX	...	XXX
94	Ralph Mercy	10/0	XXX	XXX	XXX	XXX	XXX	XXX	XXX	XXX	XXX	XXX
95	Tyrece Edwards	3/0	XXX	XXX	XXX
96	Zaylin Wood	10/9	START	START	START	START	START	START	START	START	XXX	START
97	Quindarius Dunnigan	0/0
98	JR Bivens	4/0	XXX	XXX	XXX	XXX
99	Jordan Branch	7/3	START	START	START	XXX	XXX	XXX	XXX
		1/	XXX
		1/	XXX