

2020-21 RICE WOMEN'S BASKETBALL GAME NOTES

Women's Basketball SID: Kenny Bybee • E-Mail: kab10@rice.edu • Office: 713-348-8874 • Cell: 979-451-2123

(RV) Rice Owls (8-1, 4-0) at ODU Monarchs (5-3, 2-2)



Games 10/11 • Jan. 15/16, 2021 • 5:30/3 p.m. (CT)
 Norfolk, Virginia • Chartway Arena
Video Stream: CUSA tv/ESPN+
Head Coaches: Tina Langley (111-58)/DeLisha Milton-Jones (5-3)
Series: ODU leads, 8-5 (Last: Rice won, 73-70, 3-7-20)



2020-21 SCHEDULE & RESULTS

Nov. 25	Houston Baptist <i>CUSA tv</i> W, 83-54
Nov. 28	at Little Rock W, 66-54
Dec. 2	at UT-Arlington Canceled
Dec. 5	at Texas Tech <i>ESPN+</i> W, 81-62
Dec. 11	Texas Southern <i>CUSA tv</i> Canceled
Dec. 16	Louisiana <i>CUSA tv</i> W, 83-51
Dec. 20	at No. 10 Texas A&M <i>ESPN+</i> L, 57-53
Jan. 1	at UTSA <i>CUSA tv</i> W, 78-53
Jan. 2	at UTSA <i>CUSA tv</i> W, 69-57
Jan. 8	UTEP <i>CUSA tv</i> W, 74-68
Jan. 9	UTEP <i>ESPN+</i> W, 55-43
Jan. 15	at ODU <i>CUSA tv</i> 5:30 p.m.
Jan. 16	at ODU <i>ESPN+</i> 3 p.m.
Jan. 22	UAB <i>ESPN+</i> 2 p.m.
Jan. 23	UAB <i>CUSA tv</i> 2 p.m.
Jan. 28	at North Texas <i>ESPN+</i> 6:30 p.m.
Jan. 30	North Texas <i>CUSA tv</i> 2 p.m.
Feb. 5	at Southern Miss <i>CUSA tv</i> 6 p.m.
Feb. 6	at Southern Miss <i>ESPN+</i> 4 p.m.
Feb. 12	WKU <i>ESPN+</i> 2 p.m.
Feb. 13	WKU <i>ESPN+</i> 4 p.m.
Feb. 19	at Marshall <i>CUSA tv</i> 5 p.m.
Feb. 20	at Marshall <i>CUSA tv</i> 2 p.m.
Feb. 26	Louisiana Tech <i>CUSA tv</i> 2 p.m.
Feb. 27	Louisiana Tech <i>ESPN+</i> 4 p.m.
Mar. 10-13	C-USA Championship#

* C-USA Games
 # C-USA Championship (Frisco, Texas)

Quick Facts

Location	Houston, Texas
Founded	1891
Enrollment	6,740
Nickname	Owls
All-Time Program Record	639-599
Conference	Conference USA
Home Facility	Tudor Fieldhouse (5,750)
Head Coach	Tina Langley (West Alabama, '96)
Record at Rice	111-58, 61-29 (6th season)
Overall Record	Same

PRONUNCIATION GUIDE

Maya Bokunewicz	Buck-uh-neh-vitch
Arianna McCurry	R-E-anna
Haylee Swayze	Sway-zee

Owls Head to Old Dominion

Rice hits the road again this weekend for a pair of C-USA games at Old Dominion (5-3, 2-2). The Owls have won five of their last six contests, including four straight overall while the Monarchs are coming off a road sweep at Florida Atlantic. Last season the two teams split the season series with each team winning at home. The Owls took down the Monarchs 73-70 in the last game of the regular season to clinch their second straight C-USA title.

Last Time Out

The Owls put together their best defensive performance of the season last Saturday at Tudor Fieldhouse, defeating the UTEP Miners 55-43 to sweep the weekend series. Rice (8-1, 4-0) allowed a season low in points and opponents field goal percentage (.271) while winning their 20th straight Conference USA home contest. Senior center Nancy Mulkey recorded six blocks for a second straight game. Rice had the upper hand in points in the paint (28-14) and the battle of the boards (44-38).

No Points for You

Defensively the Owls rank 8th in the NCAA in opponents' field goal percentage (32.2) and are surrendering just 55.4 points per game, which ranks 24th in the NCAA.

Receiving Votes

In this week's AP Top-25 Poll the Owls are receiving five votes, marking the fourth straight week the Owls have received recognition. Rice was last ranked in the AP-Top 25 when they finished the season No. 21 in 2019 after going 28-3.

Conference Dominance

The Owls have won 39 of their last 41 conference contests dating back to 2018. Rice has won nine straight in league play, the 11th-longest active conference win streak in the NCAA. Last season Rice pushed their conference winning streak to 30 straight wins over C-USA opponents before it was snapped, the longest in league history.

Defending Home Court

The Owls have won 15 straight at Tudor Fieldhouse, the 9th-longest active streak in the NCAA. Rice went 13-1 at home last season. Over the last three-plus seasons, Rice is 43-2 at home and have won 20 consecutive C-USA games at Tudor.

Rice Owls (2020-21 Season Stats)

Projected Starters	Ht.	Yr.-Exp.	Hometown	PPG	RPG	APG	FG%	3FG%	FT%	MPG
G 10 Jasmine Smith	5-7	Jr.-2L	Cypress, Texas	9.0	3.8	3.6	.500	.250	.737	29.3
G 3 Katelyn Crosthwait	5-10	So.-1L	Purcell, Okla.	8.7	4.9	2.1	.381	.364	.720	23.9
G 2 Sydne Wiggins	5-11	Sr.-3L	Powder Springs, Ga.	8.4	4.8	3.6	.510	.423	.938	29.6
G 15 Lauren Schwartz	5-11	So.-1L	Union, Ky.	9.0	3.6	2.4	.415	.423	.800	24.8
C 32 Nancy Mulkey	6-9	Sr.-2L	Cypress, Texas	14.7	8.1	1.1	.585	1.000	.690	25.3
Remaining Roster										
G 11 Haylee Swayze	5-11	Jr.-2L	Purcell, Okla.	9.4	3.1	0.7	.485	.500	.556	22.6
G 5 Destiny Jackson	5-9	So.-1L	Mansfield, Texas	4.5	4.3	2.6	.542	.250	.563	17.8
F 12 India Bellamy	6-1	So.-1L	McDonough, Ga.	3.4	3.3	1.1	.375	.200	.444	15.6
C 21 Arianna McCurry	6-6	Jr.-2L	Roseville, Calif.	3.2	2.1	0.2	.500	.000	.600	9.6
F 22 Ashlee Austin	6-0	So.-1L	Johns Creek, Ga.	2.9	1.6	0.2	.421	.800	.000	9.1



Follow us on Twitter
twitter.com/RiceWBB



Follow us on Instagram
[instagram.com/RiceWBB](https://www.instagram.com/RiceWBB)



Follow us on Facebook
[facebook.com/RiceWBB](https://www.facebook.com/RiceWBB)



AP Top 25 Poll (Jan. 11)

1. Stanford (29)	10-0	747
2. Louisville	10-0	696
3. NC State (1)	10-0	680
4. UConn	7-0	678
5. South Carolina	8-1	647
6. Baylor	8-1	589
7. Texas A&M	12-0	580
8. UCLA	7-2	532
9. Maryland	9-1	479
10. Oregon	9-2	454
11. Arizona	8-2	437
12. Kentucky	9-3	417
13. Michigan	9-0	400
14. Mississippi St.	8-2	386
15. Ohio St.	6-0	297
16. South Florida	9-1	270
17. Arkansas	10-4	253
18. Indiana	7-3	192
19. DePaul	6-3	190
20. Gonzaga	10-2	139
21. Texas	8-2	125
22. Northwestern	6-2	108
23. Tennessee	8-1	90
24. Syracuse	5-1	77
25. Washington St.	7-1	73

RV: Missouri St. 61, Georgia 51, South Dakota St. 39, West Virginia 15, Michigan St. 15, Alabama 14, Arizona St. 7, Rice 5, Iowa 5, North Carolina 1, IUPUI 1.

USA Today/WBCA Coaches Poll (Jan. 12)

1. Stanford (31)	9-0	799
2. Louisville (1)	7-0	756
3. NC State	10-0	733
4. South Carolina	7-1	694
5. UConn	6-0	687
6. Baylor	8-1	630
7. Texas A&M	10-0	575
8. Kentucky	9-1	553
9. UCLA	6-2	509
10. Arizona	8-1	506
11. Oregon	8-1	484
12. Maryland	7-1	435
13. Arkansas	10-2	420
14. Michigan	7-0	365
15. Mississippi St.	6-2	357
16. Ohio St.	5-0	339
17. Texas	8-1	261
18. Indiana	5-3	191
19. South Florida	7-1	188
20. Syracuse	5-1	186
21. Gonzaga	9-2	145
22. DePaul	5-3	136
23. Northwestern	4-2	95
24. Michigan St.	8-0	77
25. Missouri St.	4-2	67

RV: South Dakota St. 55, Georgia 43, Iowa 37, Florida St. 31, Arizona St. 13, FGCU 9, Tennessee 6, North Carolina 5, Central Florida 5, IUPUI 4, Clemson 3, Dayton 1.

All About Efficiency

The Owls have been one of the most efficient teams in the nation offensively, ranking 16th in the NCAA in field goal percentage (48.2). A big reason for their success is the beautiful ball movement, averaging 17.4 assists per game (27th in NCAA) as a team. Senior Sydne Wiggins (3.7 apg-8th in C-USA) and junior Jasmine Smith (3.7 apg-8th in C-USA) each rank in the top-10 in the league in assists per game.

Fitting Right In

While four of Rice's five starters returned this season, sophomore guard Katelyn Crosthwait joined the unit this year and has flourished. The Purcell, Okla. native is averaging 8.7 points, 4.9 rebounds and is shooting 36 percent from three-point territory.

Mulkey's Block Party

Nancy Mulkey ranks third in Rice history in career blocks (200), one behind Jessica Kuster (201) for second place. The senior center currently ranks third in the NCAA among active players in career blocked shots (262) and fourth in career blocked shot average (2.91).

Milestone Win at Texas Tech

The Owls delivered their first win over a Power Five opponent in 14 years by defeating the Texas Tech Lady Raiders in convincing fashion, 81-62 on Dec. 5 at the United Supermarkets Arena. The Owls previous win over a P5 program came back on Dec. 1, 2006 when they defeated then No. 10 Texas A&M, 79-66. It also marked the first time Rice won a P5 road game since defeating Texas A&M (58-49) on Dec. 20, 1999.

Mulkey Collects Preseason Awards

Rice senior center Nancy Mulkey was recognized this preseason for three major awards, starting with the Conference USA Co-Preseason Player of the Year. In addition, Mulkey was named to a pair of national watch lists; the Lisa Leslie Award honoring the nation's top-20 centers and the Naismith Trophy recognizing the top-50 players in the country. The two-time C-USA Defensive Player of the Year ranked fifth in the NCAA last season in blocks per game (3.21) and earned a spot on the All-Conference First Team and All-Defensive Team for a second straight season after averaging 12.9 points, 6.9 rebounds and 3.0 blocks during league play.

Golden Era for Owls

Over the last 138 games, the Owls have gone a combined 102-36 (.739) and are coming off a second straight Conference USA Championship season. Under Langley the Owls have reached the 20-win plateau in four consecutive seasons (22, 23, 28, 21), the greatest four-year stretch in program history. The Owls have played in the postseason in three of the last four seasons, which includes the NCAA Tournament (2019), WNIT (2018), and WBI (champions in 2017). Rice was also set to be the automatic NCAA Tournament qualifier in 2020 before the postseason was canceled.

Look Who's Back

The Owls return 10 letterwinners from last year's squad, including four starters in seniors Nancy Mulkey and Sydne Wiggins, junior Jasmine Smith, and sophomore Lauren Schwartz. Despite losing the reigning C-USA Player of the Year Erica Ogwumike to graduation, the Owls' four returning starters make up 79 percent of last year's minutes and 65 percent of the team's scoring.





2020-21 C-USA STANDINGS (1/13)

School	C-USA	Overall
WEST DIVISION		
Rice	4-0	8-1
North Texas	4-0	7-2
Louisiana Tech	2-2	7-3
UAB	2-2	7-3
UTEP	2-2	5-4
Southern Miss	0-4	2-4
UTSA	0-4	2-7
EAST DIVISION		
Middle Tennessee	4-0	6-3
Charlotte	2-0	3-4
Old Dominion	2-2	5-3
FIU	2-2	5-5
WKU	1-1	2-6
Marshall	1-3	2-4
Florida Atlantic	0-4	2-6
Rice C-USA Only (3/13)		
Scoring Offense	7th	69.0
Scoring Defense	2nd	55.3
Scoring Margin	2nd	+13.8
FG Percentage	1st	46.1
FG Percentage Defense	2nd	33.3
3-Point FG Percentage	5th	36.4
3-Point FG Defense	2nd	20.2
3-Point FG Made	10th	6.0
FT Percentage	10th	66.7
Rebound Margin	7th	+2.3
Blocks	2nd	6.0
Assists	3rd	17.0
Steals	14th	4.7
Turnover Margin	11th	-2.7
Ast/Turnover Ratio	4th	+1.0
Rice C-USA Ranks (3/13)		
Scoring Offense	7th	71.3
Scoring Defense	1st	55.4
Scoring Margin	1st	+15.9
FG Percentage	1st	48.2
FG Percentage Defense	1st	32.2
3-Point FG Percentage	1st	41.1
3-Point FG Defense	3rd	25.0
3-Point FG Made	6th	6.7
FT Percentage	5th	70.3
Rebound Margin	1st	+6.3
Blocks	2nd	4.6
Assists	1st	17.4
Steals	12th	5.8
Turnover Margin	13th	-3.5
Ast/Turnover Ratio	2nd	+1.0
Rice NCAA Ranks (3/13)		
Scoring Offense	103rd	71.3
Scoring Defense	24th	55.4
Scoring Margin	34th	+15.9
FG Percentage	16th	48.2
FG Percentage Defense	8th	32.2
3-Point FG Percentage	6th	41.1
3-Point FG Defense	36th	25.0
3-Point FG Made	114th	6.7
FT Percentage	147th	70.3
Rebound Margin	52nd	+6.3
Blocks	47th	4.7
Assists	27th	17.4
Steals	286th	5.8
Turnover Margin	281st	-3.5
Ast/Turnover Ratio	72nd	+1.0

The Last Time Rice...**Scored 100 or more points**

Rice: 100, 1/10/16, vs. North Texas, W, 100-97 (3OT)

Opp.: 101, 11/15/12, at No. 24 Tennessee, L, 48-101

Scored 90 or more points

Rice: 93, 11/25/18, vs. McNeese, W, 93-65

Opp.: 93, 3/20/18, at New Mexico, L, 93-73

Scored 50 or fewer points

Rice: 38, 11/23/19, at Oklahoma St., L, 69-38

Opp.: 43, 1/9/21, vs. UTSA, W, 55-43

Played a Top 25 team (AP)

12/20/2020, vs. No. 10 Texas A&M, L, 57-53

Beat a Top 25 team (AP)

12/1/2006, No. 10 Texas A&M, W, 79-66

Played an overtime game

2/29/20, at Louisiana Tech, W, 73-60

Won an overtime game

2/29/20, at Louisiana Tech, W, 73-60

Played a double-overtime game

1/30/16, at North Texas, W, 79-73 (2OT)

Played a triple overtime game

1/10/16, vs. North Texas, W, 100-97 (3OT)

Came back from 10+ points to win

10 points (46-36), 2/29/20, at Louisiana Tech, W, 73-60

Shot 50.0% or better

Rice: 50.0%, 1/8/21, vs. UTEP, W, 74-68

Opp.: 50.0%, 1/12/19, vs. UTEP, W, 76-42

Made 0 3FG

Rice: 0-10, 11/28/14, vs. Alcorn St., W, 61-33

Opp.: 0-14, 11/9/19, vs. Little Rock, W, 66-40

The Last Time a Rice player...**Had 20 or more points**

20, Nancy Mulkey, 1/2/21, at UTSA, W, 69-57

Had 30 or more points

33, Erica Ogwumike, 2/20/20, vs. North Texas, W, 69-66

Had 15 or more rebounds

16, Erica Ogwumike, 3/5/20, vs. UTEP, W, 82-59

Had 20 or more rebounds

21, Jessica Kuster, 11/21/2013, vs. Southern, W, 77-64

Had 10 or more assists

10, Maya Hawkins, 1/14/16, at WKU, L, 52-49

Had 5 or more blocks

6, Nancy Mulkey, 1/9/21, vs. UTSA, W, 55-43

Had a Triple Double

Nancy Mulkey, 11/13/19, at SMU, L, 55-43
(15 pts, 11 reb, 11 blk)

Two players with double-doubles

28 pts/10 reb, Jasmine Goodwine;
11 pts/11 reb, Shani Rainey; 1/8/17, at UAB, L, 62-61

Five players with 10+ points

15- Destiny Jackson
14- Katelyn Crosthwait
13- Lauren Schwartz
12- Sydne Wiggins
11- Haylee Swayze
12/5/20, at Texas Tech, W, 81-62

Two players with 20+ points

25, Erica Ogwumike, 2/8/20, vs. MT, W, 77-60
20, Nancy Mulkey, 2/8/20, vs. MT, W, 77-60



TINA LANGLEY - Head Coach - 6th season at Rice (111-58, 61-29 Overall)

Entering her sixth season at the helm of the Owls, head coach Tina Langley has helped put Rice basketball back on the map in a major way.

Over the last four seasons, the Owls have gone a combined 94-35 (.728) and are coming off a second straight Conference USA Championship season. Rice became the first team in Conference USA history to win regular season titles outright in consecutive seasons.

Under Langley the Owls have reached the 20-win plateau in four consecutive seasons (22, 23, 28, 21), the greatest four-year stretch in program history. The Owls have played in the postseason in three of the last four seasons, which includes the NCAA Tournament (2019), WNIT (2018), and WBI (champions in 2017). Rice was also set to be the automatic NCAA Tournament qualifier in 2020 before the postseason was canceled.

In 22 years on the sidelines, Langley has coached 43 All-Conference players, led her teams to 14 postseason appearances (13 conference championships in Big Ten, ACC, MAC, and C-USA), and has developed 20-plus professional players, including 12 WNBA draft picks. She's helped to bring in nine ranked recruiting classes among her stops and three have been ranked as top-10 classes.

On Feb. 22, 2019, Langley earned her 100th career victory, becoming the quickest coach in program history to reach the century mark.

In 2019-20, Erica Ogwumike repeated as C-USA Player of the Year while Nancy Mulkey won her second straight C-USA Defensive Player of the Year. Ogwumike and Mulkey also earned spots on the C-USA All-Defensive Team while Lauren Schwartz was selected to the C-USA All-Freshman Team.

In 2018-19, the Owls went 28-4 en route to winning both the Conference USA regular season (16-0) and tournament titles. The 28 wins established a new program record for the Owls and Rice advanced to the NCAA Tournament for the first time in 14 years, going toe-to-toe with No. 18 Marquette.

Langley was awarded the C-USA Coach of the Year in a season where the Owls set a program record by winning 21 consecutive games and earned their first-ever AP Top-25 ranking, spending a total of five weeks in the

poll while climbing as high as No. 21 prior to the NCAA Tournament. The Owls also made their first appearance in the USA Today Coaches Poll at No. 23 prior to the NCAA Tournament.

In 2017-18, the Owls reeled off 23 wins, the second-most in school history and advanced to the second round of the WNIT for the first time since 2006. In addition, for the first time in 11 years the Owls reached the semifinals of the C-USA Tournament. The Owls finished with the highest home winning percentage (.929) in all of C-USA and were top-20 nationally.

The team's 17-3 start to the season was the program's best 20-game start in school history.

In only her second season (2016-17) at Rice, Langley guided the Owls to a WBI Championship (the school's first postseason title) and 22 victories. The Owls improved by 13 wins from her first to second season, one of the top increments in the nation.

Langley, who helped develop Maryland into a Final Four program, was named the fifth head coach in Rice University women's basketball history on April 15, 2015. In her first season at Rice (2015-16) the Alabama native guided the Owls to the quarterfinals of the C-USA Tournament for the first time since 2012.

Langley spent seven seasons coaching at Maryland, the final five of which were as the associate head coach, and compiled a 195-49 record during that time. The Terrapins were coming off a 2014-15 campaign in which Langley helped guide the team to their second consecutive Final Four appearance and a 34-3 record, climbing as high No. 3 in the USA Today Coaches Poll.

LANGLEY AT RICE

2020-21: 8-1, 4-0

2019-20: 21-8, 16-2; C-USA regular season champs

2018-19: 28-4, 16-0; C-USA regular season/tourney champs (NCAA 1st round)

2017-18: 23-10, 10-6; WNIT 2nd round (C-USA semifinals)

2016-17: 22-13, 8-10; WBI champions (C-USA quarterfinals)

2015-16: 9-22, 7-11; C-USA quarterfinals



2020-21 Season Stats - All Games

RECORD:	OVERALL	HOME	AWAY	NEUTRAL
ALL GAMES	8-1	4-0	4-1	0-0
CONFERENCE	4-0	2-0	2-0	0-0
NON-CONFERENCE	4-1	2-0	2-1	0-0

#	Player	gp-gs	min	avg	Total		3-Point		F-Throw		Rebounds				a	to	blk	stl	pts	avg					
					fg-fga	fg%	3fg-fga	3fg%	ft-fta	ft%	off	def	tot	avg							pf	dq			
32	Nancy Mulkey	9-9	228	25.3	55-94	.585	2-2	1.000	20-29	.690	16	57	73	8.1	15	0	10	11	29	2	132	14.7			
11	Haylee Swayze	9-0	203	22.6	33-68	.485	14-28	.500	5-9	.556	17	11	28	3.1	8	0	7	14	2	3	85	9.4			
15	Lauren Schwartz	9-9	223	24.8	27-65	.415	11-26	.423	16-20	.800	10	22	32	3.6	20	0	22	24	0	10	81	9.0			
10	Jasmine Smith	9-9	264	29.3	32-64	.500	3-12	.250	14-19	.737	9	25	34	3.8	14	0	33	24	4	12	81	9.0			
03	Katelyn Crosthwait	9-9	215	23.9	24-63	.381	12-33	.364	18-25	.720	6	38	44	4.9	10	0	19	16	0	5	78	8.7			
02	Sydne Wiggins	9-9	266	29.6	25-49	.510	11-26	.423	15-16	.938	6	37	43	4.8	16	0	33	20	0	11	76	8.4			
05	Destiny Jackson	8-0	142	17.8	13-24	.542	1-4	.250	9-16	.563	7	27	34	4.3	10	0	21	14	4	6	36	4.5			
12	India Bellamy	7-0	109	15.6	9-24	.375	2-10	.200	4-9	.444	4	19	23	3.3	17	0	8	13	0	1	24	3.4			
21	Arianna McCurry	9-0	86	9.6	13-26	.500	0-0	.000	3-5	.600	6	13	19	2.1	12	0	2	8	3	2	29	3.2			
22	Ashlee Austin	7-0	64	9.1	8-19	.421	4-5	.800	0-0	.000	3	8	11	1.6	4	0	2	2	0	1	20	2.9			
Team											12	19	31												7
Total.....		9	1800		239-496	.482	60-146	.411	104-148	.703	96	276	372	41.3	126	0	157	153	42	53	642	71.3			
Opponents.....		9	1800		187-581	.322	49-196	.250	76-118	.644	133	182	315	35.0	164	-	90	121	18	69	499	55.4			

TEAM STATISTICS	Rice	OPP	Date	Opponent	Score	Att.
SCORING	642	499	11/25/20	HOUSTON BAPTIST	w 83-54	0
Points per game	71.3	55.4	11/28/20	at Little Rock	w 66-54	222
Scoring margin	+15.9	-	12/05/20	at Texas Tech	w 81-62	2714
FIELD GOALS-ATT	239-496	187-581	12/16/20	LOUISIANA	w 83-51	0
Field goal pct	.482	.322	12/20/20	at Texas A&M	L 53-57	693
3 POINT FG-ATT	60-146	49-196	* 01/01/21	at UTSA	w 78-53	157
3-point FG pct	.411	.250	* 01/02/21	at UTSA	w 69-57	165
3-pt FG made per game	6.7	5.4	* 01/08/21	UTEP	w 74-68	0
FREE THROWS-ATT	104-148	76-118	* 01/09/21	UTEP	w 55-43	0
Free throw pct	.703	.644	* - Conference game			
F-Throws made per game	11.6	8.4				
REBOUNDS	372	315				
Rebounds per game	41.3	35.0				
Rebounding margin	+6.3	-				
ASSISTS	157	90				
Assists per game	17.4	10.0				
TURNOVERS	153	121				
Turnovers per game	17.0	13.4				
Turnover margin	-3.6	-				
Assist/turnover ratio	1.0	0.7				
STEALS	53	69				
Steals per game	5.9	7.7				
BLOCKS	42	18				
Blocks per game	4.7	2.0				
ATTENDANCE	0	3951				
Home games-Avg/Game	4-0	5-790				
Neutral site-Avg/Game	-	0-0				

Score by Periods	1st	2nd	3rd	4th	Totals
Rice	164	146	174	158	642
Opponents	112	121	143	123	499



2020-21 C-USA Only Stats

RECORD:	OVERALL	HOME	AWAY	NEUTRAL
ALL GAMES	4-0	2-0	2-0	0-0
CONFERENCE	4-0	2-0	2-0	0-0
NON-CONFERENCE	0-0	0-0	0-0	0-0

#	Player	gp-gs	min	avg	Total		3-Point		F-Throw		Rebounds				pf	dq	a	to	blk	stl	pts	avg
					fg-fga	fg%	3fg-fga	3fg%	ft-fta	ft%	off	def	tot	avg								
32	Nancy Mulkey	4-4	98	24.5	25-43	.581	0-0	.000	11-15	.733	7	26	33	8.3	5	0	5	7	16	0	61	15.3
15	Lauren Schwartz	4-4	115	28.8	16-34	.471	7-13	.538	11-14	.786	9	11	20	5.0	7	0	12	13	0	6	50	12.5
02	Sydne Wiggins	4-4	119	29.8	13-25	.520	6-12	.500	4-4	1.000	3	17	20	5.0	4	0	11	8	0	6	36	9.0
03	Katelyn Crosthwait	4-4	108	27.0	9-27	.333	4-15	.267	10-14	.714	2	15	17	4.3	5	0	11	9	0	2	32	8.0
10	Jasmine Smith	4-4	114	28.5	11-24	.458	1-6	.167	8-11	.727	4	12	16	4.0	7	0	12	8	4	2	31	7.8
11	Haylee Swayze	4-0	89	22.3	11-30	.367	2-11	.182	3-5	.600	4	4	8	2.0	3	0	3	6	1	1	27	6.8
12	India Bellamy	2-0	34	17.0	3-9	.333	1-5	.200	1-3	.333	3	5	8	4.0	7	0	4	1	0	0	8	4.0
21	Arianna McCurry	4-0	50	12.5	6-14	.429	0-0	.000	1-2	.500	4	2	6	1.5	8	0	0	4	2	1	13	3.3
22	Ashlee Austin	4-0	35	8.8	4-8	.500	3-4	.750	0-0	.000	1	6	7	1.8	3	0	1	1	0	0	11	2.8
05	Destiny Jackson	3-0	38	12.7	3-5	.600	0-0	.000	1-7	.143	1	10	11	3.7	2	0	9	5	1	1	7	2.3
Team											7	8	15							1		
Total.....		4	800		101-219	.461	24-66	.364	50-75	.667	45	116	161	40.2	51	0	68	63	24	19	276	69.0
Opponents.....		4	800		88-264	.333	17-84	.202	28-45	.622	65	87	152	38.0	74	-	48	52	5	29	221	55.2

TEAM STATISTICS	Rice	OPP	Date	Opponent	Score	Att.
SCORING	276	221	* 01/01/21	at UTSA	w 78-53	157
Points per game	69.0	55.2	* 01/02/21	at UTSA	w 69-57	165
Scoring margin	+13.8	-	* 01/08/21	UTEP	w 74-68	0
FIELD GOALS-ATT	101-219	88-264	* 01/09/21	UTEP	w 55-43	0
Field goal pct	.461	.333	* - Conference game			
3 POINT FG-ATT	24-66	17-84				
3-point FG pct	.364	.202				
3-pt FG made per game	6.0	4.3				
FREE THROWS-ATT	50-75	28-45				
Free throw pct	.667	.622				
F-Throws made per game	12.5	7.0				
REBOUNDS	161	152				
Rebounds per game	40.2	38.0				
Rebounding margin	+2.3	-				
ASSISTS	68	48				
Assists per game	17.0	12.0				
TURNOVERS	63	52				
Turnovers per game	15.8	13.0				
Turnover margin	-2.7	-				
Assist/turnover ratio	1.1	0.9				
STEALS	19	29				
Steals per game	4.8	7.3				
BLOCKS	24	5				
Blocks per game	6.0	1.3				
ATTENDANCE	0	322				
Home games-Avg/Game	2-0	2-161				
Neutral site-Avg/Game	-	0-0				

Score by Periods	1st	2nd	3rd	4th	Totals
Rice	73	62	81	60	276
Opponents	45	56	50	70	221



Number of Times Leading Team in....

	<u>2020-21 Season</u>				
	Pts	Reb	Ast	Blk	Stl
Alao, Temi					
Austin, Ashlee					
Bellamy, India					
Chrisman, Alexah.....					
Crosthwait, Katelyn.....	1		1		2
Ellig, Kendall.....					
Jackson, Destiny.....	1		2	1	1
McCurry, Arianna	1			1	
Mulkey, Nancy	4		5		7
Ogwumike, Erica.....					
Schwartz, Lauren	2		1	2	3
Smith, Jasmine	1			2	4
Swayze, Haylee.....	1				1
Wiggins, Sydne	1		2	4	4

Number of Times Recording This Season


<u>2020-21 Season</u>	<u>Points</u>			<u>Reb</u>	<u>Ast</u>	<u>Blk</u>	<u>Stl</u>	<u>Dbl</u>
	10+	20+	30+	10+	5+	2+	3+	Dbl
Austin, Ashlee								
Bellamy, India								
Crosthwait, Katelyn.....	3				1			
Jackson, Destiny.....	1				2		1	
McCurry, Arianna	1			1		1		
Mulkey, Nancy	7	2		4		7		2
Schwartz, Lauren	5				2		1	
Smith, Jasmine	3				4		1	1
Swayze, Haylee.....	5							
Wiggins, Sydne	4				4		1	

Career

Austin, Ashlee								
Bellamy, India	1							
Crosthwait, Katelyn.....	5				1			
Jackson, Destiny.....	3				3	2	2	
McCurry, Arianna				1		2		
Mulkey, Nancy	40	13		9	1	42	1	5
Schwartz, Lauren	20	1			2		2	
Smith, Jasmine	16	1		3	12	2	3	
Swayze, Haylee.....	12	2						
Wiggins, Sydne	21				11	4	9	

Rice's Record When (2020-21)....

Overall.....	8-1
Home.....	3-0
Road.....	4-1
Neutral.....	0-0
Ranked Teams	0-1
Day Games.....	8-1
Night Games.....	0-0
Leading at half.....	8-1
Trailing at half	0-0
Tied at half.....	0-0
Leading with 5:00 left	8-0
Trailing with 5:00 left	0-1
Tied with 5:00 left	0-0
Overtime.....	0-0
Five points or less.....	0-1
One-Possession Games (at end reg.).....	0-0
More Turnovers.....	6-1
Fewer Turnovers	1-0
Tied Turnovers	1-0
More Rebounds.....	6-0
Fewer Rebounds.....	2-1
Tied Rebounds	0-0
Scores 49 or fewer	0-0
Scores between 50-59	1-1
Scores between 60-69	2-0
Scores between 70-79	2-0
Scores 80+	3-0
Allows 49 or fewer	1-0
Allows between 50-59	5-1
Allows between 60-69	2-0
Allows between 70-79	0-0
Allows 80+	0-0
FG Pct. 29.9 or less.....	0-0
FG Pct. 30.0-39.9.....	1-0
FG Pct. 40.0-49.9.....	3-1
FG Pct. 50.0+	4-0
Opp. FG Pct. 29.9 or less.....	3-0
Opp. FG Pct. 30.0-39.9.....	4-1
Opp. FG Pct. 40.0-49.9.....	1-0
Opp. FG Pct. 50.0+	0-0
Rice bench outscores opp. bench.....	5-0
Opp. bench outscores Rice bench.....	3-1
Bench scoring equal	0-0
Largest lead 10 or greater.....	8-0
Largest deficit 10 or greater	0-1
Monday	0-0
Tuesday.....	0-0
Wednesday.....	2-0
Thursday.....	0-0
Friday.....	2-0
Saturday.....	4-0
Sunday	0-1
November	2-0
December	2-1
January	4-0
February	0-0
March	0-0
In Texas	7-1
Against Texas Schools	6-1
Second Meeting of Season.....	2-0
Third Meeting of Season.....	0-0
On National Network.....	2-1



#32 Nancy Mulkey
Center - 6-9
Senior - 2L
Cypress, Texas - Cypress Woods HS
(Oklahoma transfer)

	Season-High	Career-High
Points	23, vs. HBU, 11/25/20	29, vs. USM, 1/18/20
Rebounds	13, 2x, L: at UTSA, 1/1/21	15, vs. LT, 1/16/19
Assists	3, vs. UTEP, 1/8/21	5, vs. Marquette, 3/22/19
Blocks	6, 2x, L: vs. UTEP, 1/9/21	11, at SMU, 11/13/19
Steals	1, 2x, L: vs. Louisiana, 12/16/20	3, at ODU, 2/14/20
Minutes	32, at Little Rock, 11/28/20	41, at ODU, 2/14/20
Double Doubles	2x, L: at UTSA, 1/1/21	5x, L: at UTSA, 1/1/21

ATHLETIC ACCOLADES

- 2020-21 Naismith Trophy Watch List (Top Player)
- 2020-21 Lisa Leslie Award Watch List (Top Center)
- 2020-21 Becky Hammon Award Watch List (Mid-Major)
- 2020-21 C-USA Preseason Co-Player of the Year
- 2019-20 C-USA All-Conference First Team
- 2019-20 C-USA All-Defensive Team
- 2019-20 C-USA Co-Player of the Week (1/20)
- 2019-20 Lisa Leslie Award Watch List (Top Center)

- 2019-20 C-USA Preseason Team
- 2018-19 NCAA leader in blocked shots p/g (3.92)
- 2018-19 Earned U.S. Pan Am Team Trials Invite
- 2018-19 C-USA Defensive Player of the Year
- 2018-19 C-USA All-Defensive Team
- 2018-19 C-USA First Team All-Conference
- 2018-19 C-USA All-Defensive Team
- 2018-19 C-USA Tournament MVP

NCAA DIVISION I ACTIVE LEADERS

- *Blocked Shots - 3rd - 262
- *Blocked Shots Average - 4th - 2.91

RICE ALL-TIME RANKINGS

- *Field Goal Percentage - 1st - .547
- *Blocked Shots - 3rd - 200

Rice Major: Currently in Rice Post-Baccalaureate program/Graduated with a degree in Kinesiology


2020-21: Leads all C-USA players in blocked shots (29-7th in NCAA)...second among C-USA players in blocks per game (3.22-9th in NCAA) and is first in field goal percentage (58.5-23rd in NCAA)...picked up her second double-double of the season with 19 points and 13 rebounds in a win at UTSA in the C-USA opener...recorded the second-greatest shooting game (8-of-8) in school history vs. Louisiana...was named the C-USA Player of the Week (11/30)...recorded a double-double in the season opener vs. HBU, scoring a team-high 23 points and pulling down a game-high 13 rebounds...selected to the Lisa Leslie Award watch list and Naismith Trophy Award watch list...named the C-USA Co-Preseason Player of the Year.

Season Stats

Opponent	Date	gs	min	Total		3-Pointers		Free throws		Rebounds				pf	a	t/o	blk	stl	pts	avg	
				fg-fga	pct	3fg-fga	pct	ft-fta	pct	off	def	tot	avg								
HOUSTON BAPTIST	11/25/20	*	24	11-18	.611	1-1	1.000	0-1	.000	4	9	13	13.0	1	0	1	1	1	23	23.0	
at Little Rock	11/28/20	*	32	5-8	.625	0-0	.000	3-7	.429	1	5	6	9.5	3	0	0	5	0	13	18.0	
at Texas Tech	12/05/20	*	31	2-7	.286	0-0	.000	0-0	.000	3	8	11	10.0	0	2	0	2	0	4	13.3	
LOUISIANA	12/16/20	*	13	8-8	1.000	0-0	.000	2-2	1.000	0	4	4	8.5	2	1	1	2	1	18	14.5	
at Texas A&M	12/20/20	*	30	4-10	.400	1-1	1.000	4-4	1.000	1	5	6	8.0	4	2	2	3	0	13	14.2	
at UTSA	01/01/21	*	21	8-11	.727	0-0	.000	3-4	.750	3	10	13	8.8	1	0	2	3	0	19	15.0	
at UTSA	01/02/21	*	18	8-12	.667	0-0	.000	4-5	.800	1	4	5	8.3	2	0	1	1	0	20	15.7	
UTEP	01/08/21	*	29	6-10	.600	0-0	.000	3-4	.750	0	5	5	7.9	0	3	2	6	0	15	15.6	
UTEP	01/09/21	*	30	3-10	.300	0-0	.000	1-2	.500	3	7	10	8.1	2	2	2	6	0	7	14.7	
Totals			9	228	55-94	.585	2-2	1.000	20-29	.690	16	57	73	8.1	15	10	11	29	2	132	14.7

Rice Career Stats

Season	gp-gs	min/avg	Total		3-Point		F-Throws		Rebounds				Scoring							
			fg-fga	pct	fg-fga	pct	ft-fta	pct	off	def	tot	avg	pf	fo	ast	to	blk	stl	pts	avg
2018-19	24-24	630/26.3	148-268	.552	0-0	.000	37-55	.673	30	108	138	5.8	32	0	31	34	94	16	333	13.9
2019-20	24-24	625/26.0	111-212	.524	0-0	.000	56-66	.848	40	103	143	6.0	40	0	23	36	77	10	278	11.6
2020-21	9-9	228/25.3	55-94	.585	2-2	1.000	20-29	.690	16	57	73	8.1	15	0	10	11	29	2	132	14.7
TOTAL	57-57	1483/26.0	314-574	.547	2-2	1.000	113-150	.753	86	268	354	6.2	87	0	64	81	200	28	743	13.0



#2 Sydne Wiggins
Guard - 5-11
Senior-3L
Powder Springs, Ga. - Harrison HS

	Season-High	Career-High
Points	15, vs. UTEP, 1/9/21	18, 2x, L, vs. UTEP, 3/5/20
Rebounds	7, 3x, L; vs. UTEP, 1/8/21	7, 5x, L; at UTSA, 1/2/21
Assists	6, 3x, L; vs. Louisiana, 12/16/20	7, at UTEP, 1/23/20
Blocks	---	2, 5x, L; vs. LT, 1/16/20
Steals	3, vs. UTEP, 1/9/21	6, at FAU, 1/9/20
Minutes	40, at Texas Tech, 12/5/20	43, at LT, 2/29/20
Double Doubles	---	N/A

Rice Major: Psychology

2020-21: Ranks 4th in C-USA in assist turnover ratio (1.65) and is 8th in assists per game (3.7)...scored a season-high 15 points in the Owls win over UTEP (1/9)...played all 40 minutes and scored 12 points along with 6 assists in win at Texas Tech...stuffed the box score with 14 points, 7 rebounds and 6 assists vs. Little Rock...scored four points and grabbed five rebounds, along with two steals in the season opener.

2019-20: Played and started in all 29 games as a junior...led team in total minutes played (952) and minutes per game (32.8)...ranked fifth in the league in three-point percentage (.358)...eighth in C-USA in steals per game (1.7)...team leader in steals (50) and made three-pointers (39)...second on the Owls with 75 assists...third on the team with 14 blocks, including a rejection at the buzzer blocking a potential game-tying three-point attempt against North Texas (2/20)...fourth on the Owls in total points (227)...recorded a career-high 18 points on two occasions, versus UTSA(1/25) and UTEP (3/5), both victories.

Season Stats

Opponent	Date	gs	min	Total		3-Pointers		Free throws		Rebounds				Scoring						
				fg-fga	pct	3fg-fga	pct	ft-fta	pct	off	def	tot	avg	pf	a	t/o	blk	stl	pts	avg
HOUSTON BAPTIST	11/25/20	*	23	1-3	.333	0-2	.000	2-2	1.000	1	4	5	5.0	2	2	0	0	2	4	4.0
at Little Rock	11/28/20	*	37	2-6	.333	2-5	.400	8-8	1.000	1	6	7	6.0	3	6	4	0	0	14	9.0
at Texas Tech	12/05/20	*	40	5-8	.625	2-5	.400	0-0	.000	1	3	4	5.3	1	6	2	0	1	12	10.0
LOUISIANA	12/16/20	*	18	3-3	1.000	1-1	1.000	0-0	.000	0	3	3	4.8	2	6	4	0	0	7	9.3
at Texas A&M	12/20/20	*	29	1-4	.250	0-1	.000	1-2	.500	0	4	4	4.6	4	2	2	0	2	3	8.0
at UTSA	01/01/21	*	25	0-2	.000	0-1	.000	0-0	.000	0	1	1	4.0	1	2	1	0	1	0	6.7
at UTSA	01/02/21	*	29	5-8	.625	4-5	.800	0-0	.000	0	7	7	4.4	1	5	0	0	1	14	7.7
UTEP	01/08/21	*	37	1-7	.143	1-5	.200	4-4	1.000	2	5	7	4.8	1	4	3	0	1	7	7.6
UTEP	01/09/21	*	28	7-8	.875	1-1	1.000	0-0	.000	1	4	5	4.8	1	0	4	0	3	15	8.4
Totals			9	266	.510	11-26	.423	15-16	.938	6	37	43	4.8	16	33	20	0	11	76	8.4

Career Stats

Season	gp-gs	min/avg	Total		3-Point		F-Throws		Rebounds				Scoring							
			fg-fga	pct	fg-fga	pct	ft-fta	pct	off	def	tot	avg	pf	fo	ast	to	blk	stl	pts	avg
2017-18	21-0	378/18.0	35-86	.407	18-51	.353	16-22	.727	9	29	38	1.8	13	0	27	25	5	10	104	5.0
2018-19	31-29	883/28.5	74-164	.451	32-92	.348	33-47	.702	9	69	78	2.5	41	0	74	54	7	30	213	6.9
2019-20	29-29	952/32.8	74-198	.374	39-109	.358	40-53	.755	20	63	83	2.9	40	1	75	64	14	50	227	7.8
2020-21	9-9	266/29.6	25-49	.510	11-26	.423	15-16	.938	6	37	43	4.8	16	0	33	20	0	11	76	8.4
TOTAL	90-67	2479/27.5	208-497	.419	100-278	.360	104-138	.754	44	198	242	2.7	110	1	209	163	26	101	620	6.9



#10 Jasmine Smith
Guard - 5-7
Junior-2L
Cypress, Texas - The Kinkaid School

	Season-High	Career-High
Points	18, at A&M, 12/20/20	21, vs. USM, 1/18/20
Rebounds	6, at Little Rock, 11/28/20	9, 2x, L: at LT, 2/29/20
Assists	6, vs. HBU, 11/25/20	8, vs. MT, 2/8/20
Blocks	2, 2x: L vs. UTEP, 1/9/21	2, 4x, L vs. UTEP, 1/9/21
Steals	4, vs. Louisiana, 12/16/20	4, 2x, L, vs. Louisiana, 12/16/20
Minutes	38, at A&M, 12/20/20	44, at LT, 2/29/20
Double Doubles	--	--

Rice Major: Psychology

2020-21: Has started every game of her career since freshman season as team's point guard...ranks 8th among C-USA players in assists per game (3.7) and is 7th in assist turnover ratio (1.38)...has dished out 5 or more assists in four games this season...scored a season-high 18 points against the No. 10 Aggies...recorded 5 assists and 4 steals (career-high) in the win over Louisiana...scored 11 points along with 6 rebounds and 5 assists in the win at Little Rock...dished out six assists in 27 minutes in the season opener.

2019-20: As a sophomore, played and started in all 29 games...led the Owls with 86 assists, which ranked 13th in C-USA...during league play, ranked seventh in C-USA in assists per game (3.7) and ninth in assist/turnover ratio (1.2)...second on the Owls with 32 steals...third on the team in defensive rebounds (93)...six games with 10 or more points, including a career-high 21-point performance in a win over Southern Miss (1/18)...dished out a career-high eight assists in a win over Middle Tennessee (2/8)...five or more assists in five games...poured in 17 points against Georgia Tech at Puerto Rico (12/21)...made all four three-point attempts and scored 17 points in a critical road victory at UAB (2/22)...scored 16 points while playing 40 minutes in the Owls' C-USA regular season title-clinching victory over Old Dominion (3/7).

Season Stats

Opponent	Date	gs	min	Total		3-Pointers		Free throws		Rebounds				Scoring							
				fg-fga	pct	3fg-fga	pct	ft-fta	pct	off	def	tot	avg	pf	a	t/o	blk	stl	pts	avg	
HOUSTON BAPTIST	11/25/20	*	27	3-6	.500	0-0	.000	0-0	.000	0	3	3	3.0	1	6	5	0	1	6	6.0	
at Little Rock	11/28/20	*	36	5-10	.500	0-1	.000	1-1	1.000	2	4	6	4.5	1	5	6	0	1	11	8.5	
at Texas Tech	12/05/20	*	29	4-11	.364	0-3	.000	1-3	.333	1	3	4	4.3	4	2	2	0	2	9	8.7	
LOUISIANA	12/16/20	*	20	1-1	1.000	0-0	.000	4-4	1.000	0	2	2	3.8	1	5	1	0	4	6	8.0	
at Texas A&M	12/20/20	*	38	8-12	.667	2-2	1.000	0-0	.000	2	1	3	3.6	0	3	2	0	2	18	10.0	
at UTSA	01/01/21	*	25	3-5	.600	1-2	.500	0-0	.000	0	5	5	3.8	1	5	2	0	2	7	9.5	
at UTSA	01/02/21	*	27	3-5	.600	0-2	.000	0-0	.000	1	2	3	3.7	1	3	0	0	0	6	9.0	
UTEP	01/08/21	*	27	4-7	.571	0-1	.000	5-7	.714	1	2	3	3.6	4	1	4	2	0	13	9.5	
UTEP	01/09/21	*	35	1-7	.143	0-1	.000	3-4	.750	2	3	5	3.8	1	3	2	2	0	5	9.0	
Totals			9	264	32-64	.500	3-12	.250	14-19	.737	9	25	34	3.8	14	33	24	4	12	81	9.0

Career Stats

Season	gp-gs	min/avg	Total		3-Point		F-Throws		Rebounds				Scoring							
			fg-fga	pct	fg-fga	pct	ft-fta	pct	off	def	tot	avg	pf	fo	ast	to	blk	stl	pts	avg
2018-19	32-32	881/27.5	68-169	.402	28-85	.329	32-45	.711	10	64	74	2.3	55	0	75	62	11	30	196	6.1
2019-20	29-29	821/28.3	63-143	.441	18-58	.310	32-46	.696	12	93	105	3.6	59	1	86	82	7	32	176	6.1
2020-21	9-9	264/29.3	32-64	.500	3-12	.250	14-19	.737	9	25	34	3.8	14	0	33	24	4	12	81	9.0
TOTAL	70-70	1966/28.1	163-376	.434	49-155	.316	78-110	.709	31	182	213	3.0	128	1	194	168	22	74	453	6.5



#15 Lauren Schwartz
Forward - 5-11
Sophomore-1L
Union, Ky. - Larry A. Ryle HS

	Season-High	Career-High
Points	19, at UTSA, 1/1/22	21, vs. WKU, 1/4/20
Rebounds	8, vs. UTEP, 1/9/21	8, vs. UTEP, 1/9/21
Assists	5, 2x, L: vs. UTEP, 1/8/21	5, 2x, L: vs. UTEP, 1/8/21
Blocks	---	1, 4x, L: vs. MT, 2/8/20
Steals	3, at UTSA, 1/1/21	3, 2x, L: at UTSA, 1/1/21
Minutes	37, vs. UTEP, 1/8/21	42, at ODU, 2/14/20
Double Doubles	--	--

Rice Major: Natural Sciences Division (Undeclared)

2020-21: Has scored in double-figures 5 times...Put up a season-high 19 points in the C-USA opener at UTSA (1/2)...scored in double-figures for a second straight game with 10 points vs. Louisiana...scored a season-high 13 points in the win at Texas Tech, making a trio of three-pointers.


2019-20: As a freshman, played and started in all 29 games as a true freshman...named to the five-member Conference USA All-Freshman Team, becoming the fourth player in school history to earn such honors...a three-time C-USA Freshman of the Week honoree...ranked fourth in C-USA in three-point percentage (.367) and fifth in free throw percentage (.840)...second on the team in total minutes played (873)...was second on the Owls in total points (279) during C-USA action...scored in double-figures 15 times, including a season-high 21 points in a win over WKU (1/4)...made at least one three-pointer in 19 of 29 games played...contributed 14 points against Old Dominion (3/7) to help the Owls secure the outright regular season title...poured in 19 points against No. 5 ranked Texas A&M (11/17)...scored 11 points in her collegiate debut vs. Nicholls (11/5).

Season Stats

Opponent	Date	gs	min	Total		3-Pointers		Free throws		Rebounds				Scoring							
				fg-fga	pct	3fg-fga	pct	ft-fa	pct	off	def	tot	avg	pf	a	t/o	blk	stl	pts	avg	
HOUSTON BAPTIST	11/25/20	*	22	2-5	.400	0-0	.000	0-0	.000	0	1	1	1.0	2	2	2	0	2	4	4.0	
at Little Rock	11/28/20	*	24	1-7	.143	0-3	.000	0-0	.000	1	4	5	3.0	3	3	4	0	0	2	3.0	
at Texas Tech	12/05/20	*	18	5-8	.625	3-5	.600	0-0	.000	0	1	1	2.3	4	3	0	0	1	13	6.3	
LOUISIANA	12/16/20	*	24	3-7	.429	1-3	.333	3-4	.750	0	3	3	2.5	1	1	2	0	0	10	7.3	
at Texas A&M	12/20/20	*	20	0-4	.000	0-2	.000	2-2	1.000	0	2	2	2.4	3	1	3	0	1	2	6.2	
at UTSA	01/01/21	*	21	6-8	.750	2-3	.667	5-7	.714	1	1	2	2.3	1	1	4	0	3	19	8.3	
at UTSA	01/02/21	*	24	1-5	.200	0-1	.000	1-2	.500	3	4	7	3.0	3	5	3	0	0	3	7.6	
UTEP	01/08/21	*	37	6-11	.545	3-4	.750	1-1	1.000	1	2	3	3.0	2	5	4	0	1	16	8.6	
UTEP	01/09/21	*	33	3-10	.300	2-5	.400	4-4	1.000	4	4	8	3.6	1	1	2	0	2	12	9.0	
Totals			9	223	27-65	.415	11-26	.423	16-20	.800	10	22	32	3.6	20	22	24	0	10	81	9.0

Career Stats

Season	gp-gs	min/avg	Total		3-Point		F-Throws		Rebounds				Scoring							
			fg-fga	pct	fg-fga	pct	ft-fa	pct	off	def	tot	avg	pf	fo	ast	to	blk	stl	pts	avg
2019-20	29-29	873/30.1	91-203	.448	29-79	.367	68-81	.840	30	86	116	4.0	55	0	56	78	5	20	279	9.6
2020-21	9-9	223/24.8	27-65	.415	11-26	.423	16-20	.800	10	22	32	3.6	20	0	22	24	0	10	81	9.0
TOTAL	38-38	1096/28.8	118-268	.440	40-105	.381	84-101	.832	40	108	148	3.9	75	0	78	102	5	30	360	9.5



#3 Katelyn Crosthwait
Guard - 5-10
Sophomore-1L
Purcell, Okla. - Washington HS

	Season-High	Career-High
Points	14, at Texas Tech, 12/5/20	14, at Texas Tech, 12/5/20
Rebounds	8, 2x, L: at Texas Tech, 12/5/20	8, 2x, L: at Texas Tech, 12/5/20
Assists	5, at UTSA, 1/1/21	5, at UTSA, 1/1/21
Blocks	---	1, at SMU, 11/13/19
Steals	2, 2x, L: at UTSA, 1/2/21	2, 2x, L: at UTSA, 1/2/21
Minutes	38, vs. UTEP, 1/9/21	38, vs. UTEP, 1/9/21
Double Doubles	--	--

Rice Major: Natural Sciences Division (Undeclared)

2020-21: First year as a regular starter....second on the Owls with 12 made three-pointers...has scored in double-figures 3 times...made three 3-pointers in the win over Louisiana...had a career performane at Texas Tech, establishing highs in points (14), rebounds (8), and minutes (26)....snagged 8 rebounds at Little Rock...scored 12 points while making her first career start vs. HBU in the opener.

2019-20: Played in 22 games as a true freshman...totaled 80 points, 31 rebounds, 14 assists, and five steals...shot 41.5 percent from the field, including 40.4 clip from three-point territory, while averaging 9.4 minutes per game...third on the Owls with 19 made three-point attempts...closed the season with her best offensive output of the year, scoring a season-high 11 points to go along with a season-high seven rebounds and four assists, helping the Owls secure the outright C-USA regular season title with a victory over Old Dominion...also scored 10 points in a victory over Marshall (1/2), making a season-high four field goals.

Season Stats

Opponent	Date	gs	min	Total		3-Pointers		Free throws		Rebounds				pf	a	t/o	blk	stl	pts	avg	
				fg-fga	pct	3fg-fga	pct	ft-fga	pct	off	def	tot	avg								
HOUSTON BAPTIST	11/25/20	*	21	4-9	.444	2-4	.500	2-2	1.000	1	3	4	4.0	0	2	0	0	0	12	12.0	
at Little Rock	11/28/20	*	22	2-6	.333	0-3	.000	2-2	1.000	0	8	8	6.0	0	1	0	0	0	6	9.0	
at Texas Tech	12/05/20	*	26	4-9	.444	3-5	.600	3-6	.500	2	6	8	6.7	4	2	1	0	2	14	10.7	
LOUISIANA	12/16/20	*	20	3-6	.500	3-4	.750	0-0	.000	0	6	6	6.5	0	3	2	0	1	9	10.3	
at Texas A&M	12/20/20	*	18	2-6	.333	0-2	.000	1-1	1.000	1	0	1	5.4	1	0	4	0	0	5	9.2	
at UTSA	01/01/21	*	25	2-6	.333	2-4	.500	3-4	.750	0	3	3	5.0	0	5	2	0	0	9	9.2	
at UTSA	01/02/21	*	26	4-9	.444	0-4	.000	3-4	.750	2	0	2	4.6	1	1	4	0	2	11	9.4	
UTEP	01/08/21	*	19	1-1	1.000	1-1	1.000	1-2	.500	0	5	5	4.6	4	2	2	0	0	4	8.8	
UTEP	01/09/21	*	38	2-11	.182	1-6	.167	3-4	.750	0	7	7	4.9	0	3	1	0	0	8	8.7	
Totals			9	215	24-63	.381	12-33	.364	18-25	.720	6	38	44	4.9	10	19	16	0	5	78	8.7

Career Stats

Season	gp-gs	min/avg	Total		3-Point		F-Throws		Rebounds				Scoring							
			fg-fga	pct	fg-fga	pct	ft-fga	pct	off	def	tot	avg	pf	fo	ast	to	blk	stl	pts	avg
2019-20	22-0	207/9.4	27-65	.415	19-47	.404	7-11	.636	4	27	31	1.4	14	0	14	19	1	5	80	3.6
2020-21	9-9	215/23.9	24-63	.381	12-33	.364	18-25	.720	6	38	44	4.9	10	0	19	16	0	5	78	8.7
TOTAL	31-9	422/13.6	51-128	.398	31-80	.388	25-36	.694	10	65	75	2.4	24	0	33	35	1	10	158	5.1



#11 Haylee Swayze
Guard - 5-11
Junior-2L
Purcell, Okla. - Purcell HS

	Season-High	Career-High
Points	15, at Little Rock, 11/28/20	23, vs. McNeese, 11/25/18
Rebounds	5, vs. HBU, 11/25/20	5, vs. UNC, 12/18/18
Assists	2, 2x, L: vs. UTEP, 1/8/21	3, 3x, L: vs. UTEP, 2/14/19
Blocks	1, 2x, L: at UTSA, 1/1/21	1, 13x, L: at UTSA, 1/1/21
Steals	1, 3x, L: vs. UTEP, 1/8/21	2, at UIW, 12/29/18
Minutes	29, vs. UTEP, 1/8/21	35, 2x, L: vs. LT, 1/16/20
Double Doubles	--	--

Rice Major: Kinesiology/Sport Management

2020-21: Having a career year, averaging 9.4 points off the bench...leads all of C-USA in three-point percentage (.500)...five games in double-figures...made a season-high six shots from the field and scored 14 points vs. Louisiana...scored 11 points in the win at Texas Tech...scored a team-high 15 points off the bench in Rice's road win at Little Rock...gave the Owls a spark off the bench in the opener with 11 points, which include three made three-pointers.


2019-20: Played in 25 games, making one start...totaled 81 points, 26 rebounds, eight assists, three blocks and two steals...made 12 three-pointers on the season, averaging 10.7 minutes per game...scored in double-figures three times, including a season-high 22 points in Rice's season-opening victory over Nicholls...also scored 14 points in a victory over Northern Arizona (11/30)...contributed 12 points in a road victory at McNeese (11/27).

Season Stats

Opponent	Date	gs	min	Total		3-Pointers		Free throws		Rebounds				pf	a	t/o	blk	stl	pts	avg	
				fg-fga	pct	3fg-fga	pct	ft-fta	pct	off	def	tot	avg								
HOUSTON BAPTIST	11/25/20		22	4-10	.400	3-5	.600	0-0	.000	5	0	5	5.0	1	0	3	0	0	11	11.0	
at Little Rock	11/28/20		21	5-7	.714	3-4	.750	2-2	1.000	2	2	4	4.5	0	0	1	0	0	15	13.0	
at Texas Tech	12/05/20		22	4-8	.500	3-4	.750	0-0	.000	2	2	4	4.3	0	2	2	1	1	11	12.3	
LOUISIANA	12/16/20		24	6-8	.750	2-3	.667	0-2	.000	3	0	3	4.0	2	1	1	0	1	14	12.8	
at Texas A&M	12/20/20		25	3-5	.600	1-1	1.000	0-0	.000	1	3	4	4.0	2	1	1	0	0	7	11.6	
at UTSA	01/01/21		24	2-7	.286	1-2	.500	0-0	.000	1	0	1	3.5	0	0	2	1	0	5	10.5	
at UTSA	01/02/21		17	1-3	.333	0-2	.000	0-0	.000	0	0	0	3.0	0	0	2	0	0	2	9.3	
UTEP	01/08/21		29	5-11	.455	1-6	.167	1-3	.333	1	3	4	3.1	3	2	1	0	1	12	9.6	
UTEP	01/09/21		19	3-9	.333	0-1	.000	2-2	1.000	2	1	3	3.1	0	1	1	0	0	8	9.4	
Totals			0	203	33-68	.485	14-28	.500	5-9	.556	17	11	28	3.1	8	7	14	2	3	85	9.4

Career Stats

Season	gp-gs	min/avg	Total		3-Point		F-Throws		Rebounds				Scoring							
			fg-fga	pct	fg-fga	pct	ft-fta	pct	off	def	tot	avg	pf	fo	ast	to	blk	stl	pts	avg
2018-19	28-0	366/13.1	45-118	.381	22-67	.328	7-13	.538	15	29	44	1.6	27	0	11	24	8	8	119	4.3
2019-20	25-1	268/10.7	27-86	.314	12-45	.267	15-22	.682	13	13	26	1.0	13	0	8	17	3	2	81	3.2
2020-21	9-0	203/22.6	33-68	.485	14-28	.500	5-9	.556	17	11	28	3.1	8	0	7	14	2	3	85	9.4
TOTAL	62-1	837/13.5	105-272	.386	48-140	.343	27-44	.614	45	53	98	1.6	48	0	26	55	13	13	285	4.6



#5 Destiny Jackson
Guard - 5-9
Sophomore-1L
Mansfield, Texas - Mansfield
Timberview HS

	Season-High	Career-High
Points	15, at Texas Tech, 12/5/20	15, at Texas Tech, 12/5/20
Rebounds	7, at UTSA, 1/1/21	7, at UTSA, 1/1/21
Assists	8, vs. HBU, 11/25/20	8, vs. HBU, 11/25/20
Blocks	2, vs. HBU, 11/25/20	3, L: at UTEP, 1/23/20
Steals	2, vs. Louisiana, 12/16/20	5, at McNeese, 11/27/19
Minutes	25, vs. HBU, 11/25/20	33, vs. USM, 1/18/20
Double Doubles	--	--

Rice Major: Humanities Division (Undeclared)

2020-21: Owls second leading scorer (4.5 ppg) off the bench...posted a career and team-high 15 points in 21 minutes off the bench to help lead the Owls to a big road win at Texas Tech... had a huge impact in the opener, scoring five points while recording career-highs in both assists (8) and rebounds (6) in 25 minutes off the bench.

2019-20: Played in all 29 games as a true freshman, making one start...totaled 115 points, 61 rebounds, 33 assists, and 23 steals...shot 44.2 percent from the field while averaging 16 minutes per game...scored in double-figures twice, including a season-high 11 points in a victory at McNeese (11/27)...made her first collegiate start vs. Southern Miss (1/18), scoring eight points to go along with four assists and two steals in 33 minutes...scored seven points on a perfect 3-of-3 shooting in a critical road win at UAB (2/22).

Season Stats

Opponent	Date	gp	min	Total		3-Pointers		Free Throws		Rebounds				pf	st	blk	ftl	pts	avg	
				fg/fga	pcd	3fg/3ga	pcd	ft/fta	pcd	off	def	tot	avg							
HOUSTON BAPTIST	11/25/20	25	2-3	.667	0-0	.000	1-1	1.000	2	4	6	6.0	0	8	2	2	1	5	5.0	
at Little Rock	11/28/20	13	0-0	.000	0-0	.000	0-0	.000	1	4	5	5.5	1	2	2	0	1	0	2.5	
at Texas Tech	12/05/20	21	6-8	.750	1-1	1.000	2-2	1.000	3	2	5	5.3	3	0	3	0	1	15	6.7	
LOUISIANA	12/16/20	23	2-5	.400	0-2	.000	5-6	.833	0	4	4	5.0	3	1	1	1	2	9	7.3	
at Texas A&M	12/20/20	22	0-3	.000	0-1	.000	0-0	.000	0	3	3	4.5	1	1	1	0	0	0	5.0	
at UTSA	01/01/21	19	2-3	.667	0-0	.000	0-0	.000	1	6	7	5.0	1	6	2	1	1	4	5.5	
at UTSA	01/08/21	14	0-1	.000	0-0	.000	1-6	.167	0	3	3	4.7	0	2	3	0	0	1	4.9	
UTEP	01/08/21	5	1-1	1.000	0-0	.000	0-1	.000	0	1	1	4.3	1	1	0	0	0	2	4.5	
Totals		0	142	13-34	.542	1-4	.250	9-16	.563	7	27	34	4.3	10	21	14	4	6	36	4.5

Career Stats

Season	gp-gp	minutes	Total		3Point		F-Throws		Rebounds				pf	st	blk	ftl	pts	Scoring		
			fg/fga	pcd	3fg/3ga	pcd	ft/fta	pcd	off	def	tot	avg						pts	avg	
2019-20	29-1	463/16.0	42-95	.442	4-24	.167	27-40	.675	10	43	51	2.1	32	0	33	34	7	23	115	4.0
2020-21	8-0	143/17.8	13-34	.542	1-4	.250	9-16	.563	7	27	34	4.3	10	0	21	14	4	6	36	4.5
TOTAL	37-1	606/16.4	55-119	.462	5-28	.179	36-56	.643	25	70	85	2.6	42	0	54	48	11	29	151	4.1



#12 India Bellamy
Forward - 6-1
Sophomore - 1L
McDonough, Ga. - Eagles Landing
Christian Academy

	Season-High	Career-High
Points	8, at UTSA, 1/2/21	10, at McNeese, 11/27/19
Rebounds	7, vs. HBU, 11/25/20	7, vs. HBU, 11/25/20
Assists	4, at UTSA, 1/2/21	4, at UTSA, 1/2/21
Blocks	---	1, 2x, L: vs. PV, 12/15/19
Steals	1, vs. Louisiana, 12/16/20	1, 3x, L: vs. MAR, 1/2/20
Minutes	22, vs. Louisiana, 12/16/20	22, vs. Louisiana, 12/16/20
Double Doubles	--	--

Rice Major:Natural Sciences Division (Undeclared)

2020-21: Put up a season-high 8 points and dished out a career-high 4 assists in a win over UTSA (1/2)...scored 5 big points in the fourth quarter at A&M, including her first three-pointer of the season...saw a career-high 22 minutes vs. Louisiana...scored 5 points off the bench at Little Rock...grabbed a career-high seven rebounds in the season opener.

2019-20: Played in 22 games as a true freshman...averaged 6.2 minutes per contest...made 13-of-27 (.481) shots from the field...totaled 36 points, 21 rebounds, and nine assists...scored a season-high 10 points in 17 minutes off the bench in a road win at McNeese (11/27)...added seven points in a road win at FIU (1/11), also securing a season-best six rebounds.

Season Stats

Opponent	Date	gs	min	Total		3-Pointers		Free throws		Rebounds				Other							
				fg-fga	pct	3fg-fga	pct	ft-fta	pct	off	def	tot	avg	pf	a	t/o	blk	stl	pts	avg	
HOUSTON BAPTIST	11/25/20		25	2-3	.667	0-0	.000	1-1	1.000	2	4	6	6.0	0	8	2	2	1	5	5.0	
at Little Rock	11/28/20		13	0-0	.000	0-0	.000	0-0	.000	1	4	5	5.5	1	2	2	0	1	0	2.5	
at Texas Tech	12/05/20		21	6-8	.750	1-1	1.000	2-2	1.000	3	2	5	5.3	3	0	3	0	1	15	6.7	
LOUISIANA	12/16/20		23	2-5	.400	0-2	.000	5-6	.833	0	4	4	5.0	3	1	1	1	2	9	7.3	
at Texas A&M	12/20/20		22	0-3	.000	0-1	.000	0-0	.000	0	3	3	4.6	1	1	1	0	0	0	5.8	
at UTSA	01/01/21		19	2-3	.667	0-0	.000	0-0	.000	1	6	7	5.0	1	6	2	1	1	4	5.5	
at UTSA	01/02/21		14	0-1	.000	0-0	.000	1-6	.167	0	3	3	4.7	0	2	3	0	0	1	4.9	
UTEP	01/08/21		5	1-1	1.000	0-0	.000	0-1	.000	0	1	1	4.3	1	1	0	0	0	2	4.5	
Totals			0	142	13-24	.542	1-4	.250	9-16	.563	7	27	34	4.3	10	21	14	4	6	36	4.5

Career Stats

Season	gp-gs	min/avg	Total		3-Point		F-Throws		Rebounds				Scoring							
			fg-fga	pct	fg-fga	pct	ft-fta	pct	off	def	tot	avg	pf	fo	ast	to	blk	stl	pts	avg
2019-20	29-1	463/16.0	42-95	.442	4-24	.167	27-40	.675	18	43	61	2.1	32	0	33	34	7	23	115	4.0
2020-21	8-0	142/17.8	13-24	.542	1-4	.250	9-16	.563	7	27	34	4.3	10	0	21	14	4	6	36	4.5
TOTAL	37-1	605/16.4	55-119	.462	5-28	.179	36-56	.643	25	70	95	2.6	42	0	54	48	11	29	151	4.1



#21 Arianna McCurry
Center - 6-6
Junior-2L
Roseville, Calif. - Roseville HS

	Season-High	Career-High
Points	12, vs. HBU, 11/25/20	12, vs. HBU, 11/25/20
Rebounds	11, vs. Louisiana, 12/16/20	11, vs. Louisiana, 12/16/20
Assists	2, vs. Louisiana, 12/16/20	2, vs. Louisiana, 12/16/20
Blocks	2, at UTSA, 1/2/21	2, 2x, L: at UTSA, 1/2/21
Steals	1, 2x, L: vs. UTEP, 1/9/21	1, 2x, L: vs. UTEP, 1/9/21
Minutes	18, vs. Louisiana, 12/16/20	18, vs. Louisiana, 12/16/20
Double Doubles	--	--

Rice Major: Kinesiology

2020-21: Established career-highs in rebounds (11), assists (2), and minutes (18) vs. Louisiana...scored a career-high 12 points off the bench in just 12 minutes on 5-of-7 shooting from the field in the opener.


2019-20: Played in 11 games...averaged 4.8 minutes per game...made 7-of-9 (.778) shots from the field...totaled 17 points and 10 rebounds...played a season-high 13 minutes in a win at UTSA (1/25)...scored four points in victories over each of Nicholls (11/5), McNeese (11/27), and Prairie View (12/15).

Season Stats

Opponent	Date	gs	min	Total		3-Pointers		Free throws		Rebounds				pf	a	t/o	blk	stl	pts	avg	
				fg-fga	pct	3fg-fga	pct	ft-fga	pct	off	def	tot	avg								
HOUSTON BAPTIST	11/25/20		12	5-7	.714	0-0	.000	2-3	.667	0	2	2	2.0	2	0	1	0	0	12	12.0	
at Little Rock	11/28/20		1	0-1	.000	0-0	.000	0-0	.000	0	0	0	1.0	0	0	0	0	0	0	6.0	
at Texas Tech	12/05/20		2	0-0	.000	0-0	.000	0-0	.000	0	0	0	0.7	0	0	0	0	0	0	4.0	
LOUISIANA	12/16/20		18	2-3	.667	0-0	.000	0-0	.000	2	9	11	3.3	1	2	2	1	1	4	4.0	
at Texas A&M	12/20/20		3	0-1	.000	0-0	.000	0-0	.000	0	0	0	2.6	1	0	1	0	0	0	3.2	
at UTSA	01/01/21		14	3-6	.500	0-0	.000	1-2	.500	1	0	1	2.3	3	0	2	0	0	7	3.8	
at UTSA	01/02/21		14	2-5	.400	0-0	.000	0-0	.000	2	1	3	2.4	2	0	1	2	0	4	3.9	
UTEP	01/08/21		11	1-2	.500	0-0	.000	0-0	.000	0	1	1	2.3	0	0	0	0	0	2	3.6	
UTEP	01/09/21		11	0-1	.000	0-0	.000	0-0	.000	1	0	1	2.1	3	0	1	0	1	0	3.2	
Totals			0	86	13-26	.500	0-0	.000	.600	3-5	6	13	19	2.1	12	2	8	3	2	29	3.2

Career Stats

Season	gp-gs	min/avg	Total		3-Point		F-Throws		Rebounds				Scoring							
			fg-fga	pct	fg-fga	pct	ft-fga	pct	off	def	tot	avg	pf	fo	ast	to	blk	stl	pts	avg
2018-19	10-0	44/4.4	3-6	.500	0-0	.000	3-3	1.000	2	8	10	1.0	12	0	2	4	4	0	9	0.9
2019-20	11-0	53/4.8	7-9	.778	0-0	.000	3-4	.750	4	2	6	0.5	10	0	3	5	0	0	17	1.5
2020-21	9-0	86/9.6	13-26	.500	0-0	.000	3-5	.600	6	13	19	2.1	12	0	2	8	3	2	29	3.2
TOTAL	30-0	183/6.1	23-41	.561	0-0	.000	9-12	.750	12	23	35	1.2	34	0	7	17	7	2	55	1.8



#22 Ashlee Austin
Forward - 6-0
Sophomore-1L
Johns Creek, Ga. - Northview HS

	Season-High	Career-High
Points	8, at UTSA, 1/2/21	9, at UTEP, 1/23/20
Rebounds	3, at UTSA, 1/2/21	5, vs. Nicholls, 11/5/19
Assists	1, 2x, L: vs. UTEP, 1/8/21	2, vs. MAR, 1/2/20
Blocks	---	1, at UTSA, 1/25/20
Steals	1, vs. Louisiana, 12/16/20	1, 6x, L: vs. Louisiana, 12/16/20
Minutes	18, vs. Louisiana, 12/16/20	18, vs. Louisiana, 12/16/20
Double Doubles	--	--

Rice Major:Natural Sciences Division (Undeclared)

2020-21: Scored a season-high 8 points at UTSA in the conference opener...contributed 4 points and 2 rebounds in a season-high 18 minutes vs. Louisiana...scored five points in nine minutes off the bench in the season opener.

2019-20: Played in 20 games as a true freshman...averaged 5.2 minutes per game...made 11-of-23 (.478) shots from the field...totaled 32 points, 28 rebounds, and five steals...scored a season-high nine points in a road win at UTEP (1/23)...also scored eight points in a home win against Marshall (1/2).

Season Stats

Opponent	Date	gs	min	Total		3-Pointers		Free throws		Rebounds				pf	a	t/o	blk	stl	pts	avg
				fg-fga	pct	3fg-fga	pct	ft-fta	pct	off	def	tot	avg							
HOUSTON BAPTIST	11/25/20		9	2-3	.667	1-1	1.000	0-0	.000	1	1	2	2.0	1	0	1	0	0	5	5.0
at Texas Tech	12/05/20		2	0-1	.000	0-0	.000	0-0	.000	0	0	0	1.0	0	0	0	0	0	0	2.5
LOUISIANA	12/16/20		18	2-7	.286	0-0	.000	0-0	.000	1	1	2	1.3	0	1	0	0	1	4	3.0
at UTSA	01/01/21		13	3-4	.750	2-2	1.000	0-0	.000	0	2	2	1.5	0	0	0	0	0	8	4.3
at UTSA	01/02/21		10	0-2	.000	0-1	.000	0-0	.000	0	3	3	1.8	2	0	0	0	0	0	3.4
UTEP	01/08/21		6	1-2	.500	1-1	1.000	0-0	.000	1	1	2	1.8	0	1	1	0	0	3	3.3
UTEP	01/09/21		6	0-0	.000	0-0	.000	0-0	.000	0	0	0	1.6	1	0	0	0	0	0	2.9
Totals		0	64	8-19	.421	4-5	.800	0-0	.000	3	8	11	1.6	4	2	2	0	1	20	2.9

Career Stats

Season	gp-gs	min/avg	Total		3-Point		F-Throws		Rebounds				Scoring							
			fg-fga	pct	fg-fga	pct	ft-fta	pct	off	def	tot	avg	pf	fo	ast	to	blk	stl	pts	avg
2019-20	20-0	104/5.2	11-23	.478	2-9	.222	8-12	.667	5	23	28	1.4	12	0	5	16	0	5	32	1.6
2020-21	7-0	64/9.1	8-19	.421	4-5	.800	0-0	.000	3	8	11	1.6	4	0	2	2	0	1	20	2.9
TOTAL	27-0	168/6.2	19-42	.452	6-14	.429	8-12	.667	8	31	39	1.4	16	0	7	18	0	6	52	1.9



#14 Maya Bokunewicz
Guard/Forward - 6-0
Freshman-HS
State College, Pa. -
College Area HS

	Season-High	Career-High
Points	--	--
Rebounds	--	--
Assists	--	--
Blocks	--	--
Steals	--	--
Minutes	--	--
Double Doubles	--	--

Rice Major: Natural Sciences Division (Undeclared)

2020-21: Will miss the season due to injury.

High School: Graduated from College Area HS (State College, Pa.) where she played under head coach Chris Leazier...also played AAU for the Central PA Dynamite for Coach Mike Reed...a key member of a Little Lions team that won the District 6 championship in three consecutive seasons...during her junior campaign, Bokunewicz surpassed 1,000 career points and averaged 16 points, 4.5 rebounds, 2.6 assists and 1.9 steals for the season, earning First Team Mid-Penn Commonwealth honors...was a first-team PennLive All-Star and helped lead State College to a PIAA Class 6A tournament appearance...in her sophomore season, Bokunewicz was a Second Team Mid-Penn Commonwealth honoree, averaging 14 points on 48 percent shooting from the field.



at No. 10 Texas A&M 57-Rice 53 (Game 5) College Station, Texas • 12/20/20

Rice 53 • 4-1,0-0 C-USA

Player statistics for Rice vs Texas A&M, including FG, 3-Ptr, Rebounds, PF, TP, A, TO, Blk, Stl, Min.

FG % 1st Half: 12-27 44.4% 2nd half: 8-20 40.0% Game: 20-47 42.6%
3FG % 1st Half: 3-8 37.5% 2nd half: 2-3 66.7% Game: 5-11 45.5%
FT % 1st Half: 1-2 50.0% 2nd half: 7-7 100.0% Game: 8-9 88.9%

Texas A&M 57 • 8-0,0-0 SEC

Player statistics for Texas A&M vs Rice, including FG, 3-Ptr, Rebounds, PF, TP, A, TO, Blk, Stl, Min.

FG % 1st Half: 9-27 33.3% 2nd half: 13-30 43.3% Game: 22-57 38.6%
3FG % 1st Half: 1-6 16.7% 2nd half: 2-5 40.0% Game: 3-11 27.3%
FT % 1st Half: 5-8 62.5% 2nd half: 6-5 83.3% Game: 10-14 71.4%

Officials: D'Lynn Schertz,Brian Hall,Felicia Grinter
Technical fouls: Rice-None, Texas A&M-None.
Attendance: 693
2020-21 Women's Basketball. Round: 0. Rice vs Texas A&M. Played at Reed Arena.

Score by periods table for Rice vs Texas A&M.



Rice 78-at UTSA 53 (Game 6) San Antonio, Texas • 1/1/21

Rice 78 • 5-1,1-0 C-USA

Player statistics for Rice vs UTSA, including FG, 3-Ptr, Rebounds, PF, TP, A, TO, Blk, Stl, Min.

FG % 1st Half: 11-30 36.7% 2nd half: 18-26 69.2% Game: 29-56 51.8%
3FG % 1st Half: 4-9 44.4% 2nd half: 4-7 57.1% Game: 8-16 50.0%
FT % 1st Half: 5-10 50.0% 2nd half: 7-7 100.0% Game: 12-17 70.6%

UTSA 53 • 2-4,0-1 C-USA

Player statistics for UTSA vs Rice, including FG, 3-Ptr, Rebounds, PF, TP, A, TO, Blk, Stl, Min.

FG % 1st Half: 9-34 26.5% 2nd half: 11-28 39.3% Game: 20-62 32.3%
3FG % 1st Half: 1-9 11.1% 2nd half: 3-8 37.5% Game: 4-17 23.5%
FT % 1st Half: 1-2 50.0% 2nd half: 8-13 61.5% Game: 9-15 60.0%

Officials: Xiomara Cruz,Tucker Furlow,Scott Yarborough
Technical fouls: Rice-None, UTSA-None.
Attendance: 157
2020-21 Women's Basketball. Round: 0. Rice vs UTSA. Played at Convocation Cent

Score by periods table for UTSA vs Rice.



Rice 69-at UTSA 57 (Game 7) San Antonio, Texas • 1/2/21

Rice 69 • 6-1,2-0 C-USA

Player statistics for Rice vs UTSA, including FG, 3-Ptr, Rebounds, PF, TP, A, TO, Blk, Stl, Min.

FG % 1st Half: 14-26 53.8% 2nd half: 13-29 44.8% Game: 27-55 49.1%
3FG % 1st Half: 4-9 44.4% 2nd half: 1-9 11.1% Game: 5-18 27.8%
FT % 1st Half: 9-14 64.3% 2nd half: 1-6 16.7% Game: 10-20 50.0%

UTSA 57 • 2-5,0-2 C-USA

Player statistics for UTSA vs Rice, including FG, 3-Ptr, Rebounds, PF, TP, A, TO, Blk, Stl, Min.

FG % 1st Half: 11-35 31.4% 2nd half: 13-38 34.2% Game: 24-73 32.9%
3FG % 1st Half: 1-10 10.0% 2nd half: 0-11 0.0% Game: 1-21 4.8%
FT % 1st Half: 4-7 57.1% 2nd half: 4-8 50.0% Game: 8-15 53.3%

Officials: Rochelle Bennett,Bill Laranca,Chaney Muench
Technical fouls: Rice-None, UTSA-None.
Attendance: 165
2020-21 Women's Basketball. Round: 0. Rice vs UTSA. Played at Convocation Cent

Score by periods table for Rice vs UTSA.



at Rice 74-UTEP 68 (Game 8) Tudor Fieldhouse • 1/8/21

UTEP 68 • 5-3,2-1 C-USA

Player statistics for UTEP vs Rice, including FG, 3-Ptr, Rebounds, PF, TP, A, TO, Blk, Stl, Min.

FG % 1st Half: 14-32 43.8% 2nd half: 14-38 36.8% Game: 28-70 40.0%
3FG % 1st Half: 2-5 40.0% 2nd half: 4-18 22.2% Game: 6-23 26.1%
FT % 1st Half: 4-5 80.0% 2nd half: 2-4 50.0% Game: 6-9 66.7%

Rice 74 • 7-1,3-0 C-USA

Player statistics for Rice vs UTEP, including FG, 3-Ptr, Rebounds, PF, TP, A, TO, Blk, Stl, Min.

FG % 1st Half: 16-28 57.1% 2nd half: 10-24 41.7% Game: 26-52 50.0%
3FG % 1st Half: 4-9 44.4% 2nd half: 3-9 33.3% Game: 7-18 38.9%
FT % 1st Half: 5-6 83.3% 2nd half: 10-16 62.5% Game: 15-22 68.2%

Officials: Natasha Camy,Scott Yarborough,Beverly Roberts
Technical fouls: UTEP-None, Rice-None.
Attendance:
2020-21 Women's Basketball. Round: 0. Rice vs UTEP. Played at Tudor Fieldhouse

Score by periods table for Rice vs UTEP.



at Rice 55-UTEP 43 (Game 9)
Tudor Fieldhouse • 1/9/21

UTEP 43 • 5-4,2-2 C-USA

#	Player	Total			3-Ptr			Rebounds			PF	TP	A	TO	Blk	Stl	Min
		FG-FGA	FG-FGA	FT-FTA	FG-FGA	FG-FGA	FT-FTA	Off	Def	Tot							
21	Elina Arike	f	1-7	0-3	0-0	3	1	4	4	2	0	4	1	2	25		
22	Dejanae Roebuck	f	0-5	0-0	0-0	0	2	2	0	0	0	2	0	0	13		
03	Katia Gallegos	g	6-14	3-7	2-2	3	5	8	1	17	3	3	1	2	36		
05	Destiny Thurman	g	3-9	0-4	0-0	0	1	1	3	6	1	1	0	0	22		
15	Avery Crouse	g	1-6	1-3	0-0	2	4	6	3	3	2	3	0	1	24		
01	Arina Khlopkova		0-2	0-2	0-0	1	0	1	1	0	0	1	0	0	4		
11	Isis Lopes		3-4	2-3	0-0	0	5	5	1	8	1	0	1	0	30		
12	Tia Bradshaw		0-1	0-0	0-0	0	5	5	1	0	0	0	0	0	15		
13	Sabine Lipe		1-3	0-1	0-0	0	0	0	2	2	0	0	0	1	14		
20	Dagne Apsite		0-0	0-0	0-0	0	0	0	0	0	0	0	0	0	0+		
33	Michelle Pruitt		1-8	0-0	3-4	3	1	4	2	5	0	0	0	0	15		
55	Brenda Fontana		0-0	0-0	0-0	0	0	0	0	0	0	0	0	0	2		
	Team					2	0	2				1					
	Totals		16-59	6-23	5-6	14	24	38	18	43	7	15	3	6	200		

FG % 1st Half: 8-29 27.6% 2nd half: 8-30 26.7% Game: 16-59 27.1% Deadball Rebounds 1
 3FG % 1st Half: 2-10 20.0% 2nd half: 4-13 30.8% Game: 6-23 26.1%
 FT % 1st Half: 2-2 100.0 2nd half: 3-4 75.0% Game: 5-6 83.3%

Rice 55 • 8-1,4-0 C-USA

#	Player	Total			3-Ptr			Rebounds			PF	TP	A	TO	Blk	Stl	Min
		FG-FGA	FG-FGA	FT-FTA	FG-FGA	FG-FGA	FT-FTA	Off	Def	Tot							
15	Lauren Schwartz	f	3-10	2-5	4-4	4	4	8	1	12	1	2	0	2	33		
32	Nancy Mulkey	c	3-10	0-0	1-2	3	7	10	2	7	2	2	6	0	30		
02	Sydne Wiggins	g	7-8	1-1	0-0	1	4	5	1	15	0	4	0	3	28		
03	Katelyn Crosthwait	g	2-11	1-6	3-4	0	7	7	0	8	3	1	0	0	38		
10	Jasmine Smith	g	1-7	0-1	3-4	2	3	5	1	5	3	2	2	0	35		
11	Haylee Swayze		3-9	0-1	2-2	2	1	3	0	8	1	1	0	0	19		
21	Arianna McCurry		0-1	0-0	0-0	1	0	1	3	0	0	1	0	1	11		
22	Ashlee Austin		0-0	0-0	0-0	0	0	0	1	0	0	0	0	0	6		
	Team					2	3	5									
	Totals		19-56	4-14	13-16	15	29	44	9	55	10	13	8	6	200		

FG % 1st Half: 8-31 25.8% 2nd half: 11-25 44.0% Game: 19-56 33.9% Deadball Rebounds 1
 3FG % 1st Half: 2-5 40.0% 2nd half: 2-9 22.2% Game: 4-14 28.6%
 FT % 1st Half: 4-4 100.0 2nd half: 9-12 75.0% Game: 13-16 81.3%

Officials: Bill Laranca, Metta Christensen, Kelly Johnson
 Technical fouls: UTEP-None. Rice-None.
 Attendance:
 2020-21 Women's Basketball. Round: 0. Rice vs UTEP. Played at Tudor Fieldhouse

Score by periods	1st	2nd	3rd	4th	Total
UTEP	8	12	7	16	43
Rice	11	11	15	18	55



Rice-at Old Dominion (Game 10)
Norfolk, Virginia • 1/15/21



at Rice-UAB (Game 12)
Tudor Fieldhouse • 1/22/21



**2020-21 Rice Women's Basketball
Overall Team Statistics
All games**

Page 1/1
as of Jan 11, 2021

Team Statistics

	RICE	OPP
Scoring	642	499
Points per game	71.3	55.4
Scoring margin	+15.9	-
Field goals-att	239-496	187-581
Field goal pct	.482	.322
3 point fg-att	60-146	49-196
3-point FG pct	.411	.250
3-pt FG made per game	6.7	5.4
Free throws-att	104-148	76-118
Free throw pct	.703	.644
F-Throws made per game	11.6	8.4
Rebounds	372	315
Rebounds per game	41.3	35.0
Rebounding margin	+6.3	-
Assists	157	90
Assists per game	17.4	10.0
Turnovers	153	121
Turnovers per game	17.0	13.4
Turnover margin	-3.6	-
Assist/turnover ratio	1.0	0.7
Steals	53	69
Steals per game	5.9	7.7
Blocks	42	18
Blocks per game	4.7	2.0
Winning streak	4	-
Home win streak	4	-
Attendance	0	3951
Home games-Avg/Game	4-0	5-790
Neutral site-Avg/Game	-	0-0

Score by Periods

Team	1st	2nd	3rd	4th	OT	TOT
Rice	164	146	174	158	0	642
Opponents	112	121	143	123	0	499



**2020-21 Rice Women's Basketball
Team Game-by-Game
All games**

Page 1/1
as of Jan 11, 2021

Opponent	Date	Score	W	Total		3-Pointers		Free throws		Rebounds				PF	A	TO	BLK	STL	PTS	AVG
				FG-FGA	PCT	3FG-FGA	PCT	FT-FTA	PCT	OFF	DEF	TOT	AVG							
Houston Baptist	11/25/2020	83-54	W	34-70	.486	7-15	.467	8-11	.727	18	36	54	54.0	13	21	16	3	7	83	83.0
at Little Rock	11/28/2020	66-54	W	22-50	.440	5-18	.278	17-22	.773	8	39	47	50.5	13	18	21	5	2	66	74.5
at Texas Tech	12/05/2020	81-62	W	31-61	.508	12-23	.522	7-13	.538	13	26	39	46.7	18	17	15	3	8	81	76.7
Louisiana	12/16/2020	83-51	W	31-49	.633	7-13	.538	14-18	.778	6	36	42	45.5	14	23	19	4	12	83	78.3
at Texas A&M	12/20/2020	53-57	L	20-47	.426	5-11	.455	8-9	.889	6	23	29	42.2	17	10	19	3	5	53	73.2
at UTSA	01/01/2021	78-53	W	29-56	.518	8-16	.500	12-17	.706	10	32	42	42.2	12	19	18	5	7	78	74.0
at UTSA	01/02/2021	69-57	W	27-55	.491	5-18	.278	10-20	.500	11	30	41	42.0	15	20	14	3	3	69	73.3
UTEP	01/08/2021	74-68	W	26-52	.500	7-18	.389	15-22	.682	9	25	34	41.0	15	19	18	8	3	74	73.4
UTEP	01/09/2021	55-43	W	19-56	.339	4-14	.286	13-16	.813	15	29	44	41.3	9	10	13	8	6	55	71.3
Total		642		239-496	.482	60-146	.411	104-148	.703	96	276	372	41.3	126	157	153	42	53	642	71.3
Opponents		499		187-581	.322	49-196	.250	76-118	.644	133	182	315	35.0	164	90	121	18	69	499	55.4

Rice Averages

Games Played	Points/game	FG Pct	3FG Pct	FT Pct	Rebounds/game	Assists/game	Turnovers/game	Assist/Turnover ratio	Steals/game	Blocks/game
9	71.3	48.2	41.1	70.3	41.3	17.4	17.0	1.0	5.9	4.7



**2020-21 Rice Women's Basketball
Team High/Low Analysis
All games**

Page 1/4
as of Jan 11, 2021

Rice - Game Highs

POINTS	83		Louisiana (12/16/2020)
	83		Houston Baptist (11/25/2020)
	81		at Texas Tech (12/05/2020)
	78		at UTSA (01/01/2021)
	74		UTEP (01/08/2021)
FIELD GOALS MADE	34		Houston Baptist (11/25/2020)
	31		Louisiana (12/16/2020)
	31		at Texas Tech (12/05/2020)
FIELD GOAL ATTEMPTS	70		Houston Baptist (11/25/2020)
	61		at Texas Tech (12/05/2020)
FIELD GOAL PERCENTAGE	.633	(31-49)	Louisiana (12/16/2020)
	.518	(29-56)	at UTSA (01/01/2021)
3 PT FG MADE	12		at Texas Tech (12/05/2020)
	8		at UTSA (01/01/2021)
3 PT FG ATTEMPTS	23		at Texas Tech (12/05/2020)
	18		UTEP (01/08/2021)
	18		at UTSA (01/02/2021)
	18		at Little Rock (11/28/2020)
3 PT FG PERCENTAGE	.538	(7-13)	Louisiana (12/16/2020)
	.522	(12-23)	at Texas Tech (12/05/2020)
FREE THROWS MADE	17		at Little Rock (11/28/2020)
	15		UTEP (01/08/2021)
FREE THROW ATTEMPTS	22		UTEP (01/08/2021)
	22		at Little Rock (11/28/2020)
FREE THROW PERCENTAGE	.889	(8-9)	at Texas A&M (12/20/2020)
	.813	(13-16)	UTEP (01/09/2021)
REBOUNDS	54		Houston Baptist (11/25/2020)
	47		at Little Rock (11/28/2020)
ASSISTS	23		Louisiana (12/16/2020)
	21		Houston Baptist (11/25/2020)
STEALS	12		Louisiana (12/16/2020)
	8		at Texas Tech (12/05/2020)
BLOCKED SHOTS	8		UTEP (01/09/2021)
	8		UTEP (01/08/2021)
TURNOVERS	21		at Little Rock (11/28/2020)
	19		at Texas A&M (12/20/2020)
	19		Louisiana (12/16/2020)
FOULS	18		at Texas Tech (12/05/2020)
	17		at Texas A&M (12/20/2020)



**2020-21 Rice Women's Basketball
Player Highs Analysis
All games**

Page 1/3
as of Jan 11, 2021

Rice - Individual Game Highs

POINTS	23		Nancy Mulkey vs Houston Baptist (11/25/2020)
	20		Nancy Mulkey at UTSA (01/02/2021)
	19		Lauren Schwartz at UTSA (01/01/2021)
	19		Nancy Mulkey at UTSA (01/01/2021)
	18		Jasmine Smith at Texas A&M (12/20/2020)
	18		Nancy Mulkey vs Louisiana (12/16/2020)
FIELD GOALS MADE	11		Nancy Mulkey vs Houston Baptist (11/25/2020)
	8		Nancy Mulkey at UTSA (01/02/2021)
	8		Nancy Mulkey at UTSA (01/01/2021)
	8		Jasmine Smith at Texas A&M (12/20/2020)
	8		Nancy Mulkey vs Louisiana (12/16/2020)
FIELD GOAL ATTEMPTS	18		Nancy Mulkey vs Houston Baptist (11/25/2020)
	12		Nancy Mulkey at UTSA (01/02/2021)
	12		Jasmine Smith at Texas A&M (12/20/2020)
FIELD GOAL PERCENTAGE (min 5 made)	1.000	(8-8)	Nancy Mulkey vs Louisiana (12/16/2020)
	.875	(7-8)	Sydne Wiggins vs UTEP (01/09/2021)
3 PT FG MADE	4		Sydne Wiggins at UTSA (01/02/2021)
	3		Lauren Schwartz vs UTEP (01/08/2021)
	3		Katelyn Crosthwait vs Louisiana (12/16/2020)
	3		Haylee Swayze at Texas Tech (12/05/2020)
	3		Katelyn Crosthwait at Texas Tech (12/05/2020)
	3		Lauren Schwartz at Texas Tech (12/05/2020)
	3		Haylee Swayze at Little Rock (11/28/2020)
	3		Haylee Swayze vs Houston Baptist (11/25/2020)
3 PT FG ATTEMPTS	6		Katelyn Crosthwait vs UTEP (01/09/2021)
	6		Haylee Swayze vs UTEP (01/08/2021)
3 PT FG PERCENTAGE (min 2 made)	1.000	(2-2)	Ashlee Austin at UTSA (01/01/2021)
	1.000	(2-2)	Jasmine Smith at Texas A&M (12/20/2020)
FREE THROWS MADE	8		Sydne Wiggins at Little Rock (11/28/2020)
	5		Jasmine Smith vs UTEP (01/08/2021)
	5		Lauren Schwartz at UTSA (01/01/2021)
	5		Destiny Jackson vs Louisiana (12/16/2020)
FREE THROW ATTEMPTS	8		Sydne Wiggins at Little Rock (11/28/2020)
	7		Jasmine Smith vs UTEP (01/08/2021)
	7		Lauren Schwartz at UTSA (01/01/2021)
	7		Nancy Mulkey at Little Rock (11/28/2020)
FREE THROW PERCENTAGE (min 3 made)	1.000	(8-8)	Sydne Wiggins at Little Rock (11/28/2020)
	1.000	(4-4)	Lauren Schwartz vs UTEP (01/09/2021)
	1.000	(4-4)	Sydne Wiggins vs UTEP (01/08/2021)
	1.000	(4-4)	Nancy Mulkey at Texas A&M (12/20/2020)
	1.000	(4-4)	Jasmine Smith vs Louisiana (12/16/2020)
REBOUNDS	13		Nancy Mulkey at UTSA (01/01/2021)
	13		Nancy Mulkey vs Houston Baptist (11/25/2020)
ASSISTS	8		Destiny Jackson vs Houston Baptist (11/25/2020)
	6		Destiny Jackson at UTSA (01/01/2021)
	6		Sydne Wiggins vs Louisiana (12/16/2020)
	6		Sydne Wiggins at Texas Tech (12/05/2020)
	6		Sydne Wiggins at Little Rock (11/28/2020)
	6		Jasmine Smith vs Houston Baptist (11/25/2020)
STEALS	4		Jasmine Smith vs Louisiana (12/16/2020)
	3		Sydne Wiggins vs UTEP (01/09/2021)
	3		Lauren Schwartz at UTSA (01/01/2021)
BLOCKED SHOTS	6		Nancy Mulkey vs UTEP (01/09/2021)
	6		Nancy Mulkey vs UTEP (01/08/2021)



**2020-21 Rice Women's Basketball
Team High/Low Analysis
All games**

Page 3/4
as of Jan 11, 2021

Rice - Game Lows

POINTS	53		at Texas A&M (12/20/2020)
	55		UTEP (01/09/2021)
	66		at Little Rock (11/28/2020)
	69		at UTSA (01/02/2021)
	74		UTEP (01/08/2021)
FIELD GOALS MADE	19		UTEP (01/09/2021)
	20		at Texas A&M (12/20/2020)
FIELD GOAL ATTEMPTS	47		at Texas A&M (12/20/2020)
	49		Louisiana (12/16/2020)
FIELD GOAL PERCENTAGE	.339	(19-56)	UTEP (01/09/2021)
	.426	(20-47)	at Texas A&M (12/20/2020)
3 PT FG MADE	4		UTEP (01/09/2021)
	5		at UTSA (01/02/2021)
	5		at Texas A&M (12/20/2020)
	5		at Little Rock (11/28/2020)
3 PT FG ATTEMPTS	11		at Texas A&M (12/20/2020)
	13		Louisiana (12/16/2020)
3 PT FG PERCENTAGE	.278	(5-18)	at UTSA (01/02/2021)
	.278	(5-18)	at Little Rock (11/28/2020)
FREE THROWS MADE	7		at Texas Tech (12/05/2020)
	8		at Texas A&M (12/20/2020)
	8		Houston Baptist (11/25/2020)
FREE THROW ATTEMPTS	9		at Texas A&M (12/20/2020)
	11		Houston Baptist (11/25/2020)
FREE THROW PERCENTAGE	.500	(10-20)	at UTSA (01/02/2021)
	.538	(7-13)	at Texas Tech (12/05/2020)
REBOUNDS	29		at Texas A&M (12/20/2020)
	34		UTEP (01/08/2021)
ASSISTS	10		UTEP (01/09/2021)
	10		at Texas A&M (12/20/2020)
STEALS	2		at Little Rock (11/28/2020)
	3		UTEP (01/08/2021)
	3		at UTSA (01/02/2021)
BLOCKED SHOTS	3		at UTSA (01/02/2021)
	3		at Texas A&M (12/20/2020)
	3		at Texas Tech (12/05/2020)
	3		Houston Baptist (11/25/2020)
TURNOVERS	13		UTEP (01/09/2021)
	14		at UTSA (01/02/2021)
FOULS	9		UTEP (01/09/2021)
	12		at UTSA (01/01/2021)



**2020-21 Rice Women's Basketball
Team High/Low Analysis
All games**

Page 2/4
as of Jan 11, 2021

Opponent - Game Highs

POINTS	68		UTEP (01/08/2021)
	62		at Texas Tech (12/05/2020)
	57		at UTSA (01/02/2021)
	57		at Texas A&M (12/20/2020)
	54		at Little Rock (11/28/2020)
	54		Houston Baptist (11/25/2020)
FIELD GOALS MADE	28		UTEP (01/08/2021)
	24		at UTSA (01/02/2021)
FIELD GOAL ATTEMPTS	73		at UTSA (01/02/2021)
	72		at Little Rock (11/28/2020)
FIELD GOAL PERCENTAGE	.400	(28-70)	UTEP (01/08/2021)
	.386	(22-57)	at Texas A&M (12/20/2020)
3 PT FG MADE	11		at Texas Tech (12/05/2020)
	7		Houston Baptist (11/25/2020)
3 PT FG ATTEMPTS	30		at Texas Tech (12/05/2020)
	28		Houston Baptist (11/25/2020)
3 PT FG PERCENTAGE	.367	(11-30)	at Texas Tech (12/05/2020)
	.300	(6-20)	Louisiana (12/16/2020)
FREE THROWS MADE	13		Louisiana (12/16/2020)
	11		at Texas Tech (12/05/2020)
FREE THROW ATTEMPTS	18		Houston Baptist (11/25/2020)
	15		at UTSA (01/02/2021)
	15		at UTSA (01/01/2021)
	15		Louisiana (12/16/2020)
	15		at Texas Tech (12/05/2020)
FREE THROW PERCENTAGE	.867	(13-15)	Louisiana (12/16/2020)
	.833	(5-6)	UTEP (01/09/2021)
REBOUNDS	43		at UTSA (01/02/2021)
	40		UTEP (01/08/2021)
ASSISTS	16		at UTSA (01/02/2021)
	13		UTEP (01/08/2021)
	13		at Little Rock (11/28/2020)
STEALS	9		at Texas A&M (12/20/2020)
	9		Louisiana (12/16/2020)
	9		at Little Rock (11/28/2020)
BLOCKED SHOTS	4		at Texas A&M (12/20/2020)
	3		UTEP (01/09/2021)
	3		Louisiana (12/16/2020)
	3		Houston Baptist (11/25/2020)
TURNOVERS	16		Houston Baptist (11/25/2020)
	15		UTEP (01/09/2021)
	15		UTEP (01/08/2021)
FOULS	24		at Little Rock (11/28/2020)
	21		UTEP (01/08/2021)



**2020-21 Rice Women's Basketball
Player Highs Analysis
All games**

Page 3/3
as of Jan 11, 2021

Opponent - Individual Game Highs

POINTS	21		Lexi Gordon at Texas Tech (12/05/2020)
	20		Adryana Quezada at UTSA (01/02/2021)
	19		Karrington Donald at UTSA (01/01/2021)
	19		Bre'Amber Scott at Little Rock (11/28/2020)
	18		Chrislyn Carr at Texas Tech (12/05/2020)
FIELD GOALS MADE	9		Adryana Quezada at UTSA (01/02/2021)
	8		Karrington Donald at UTSA (01/01/2021)
	8		Aaliyah Wilson at Texas A&M (12/20/2020)
FIELD GOAL ATTEMPTS	22		Bre'Amber Scott at Little Rock (11/28/2020)
	20		Aaliyah Wilson at Texas A&M (12/20/2020)
	20		Teal Battle at Little Rock (11/28/2020)
FIELD GOAL PERCENTAGE (min 5 made)	.600	(6-10)	Destiny Thurman vs UTEP (01/08/2021)
	.529	(9-17)	Adryana Quezada at UTSA (01/02/2021)
3 PT FG MADE	4		Lexi Gordon at Texas Tech (12/05/2020)
	4		Chrislyn Carr at Texas Tech (12/05/2020)
	4		Bre'Amber Scott at Little Rock (11/28/2020)
	4		Abbey Sutherland vs Houston Baptist (11/25/2020)
3 PT FG ATTEMPTS	14		Bre'Amber Scott at Little Rock (11/28/2020)
	10		Lexi Gordon at Texas Tech (12/05/2020)
3 PT FG PERCENTAGE (min 2 made)	.667	(4-6)	Abbey Sutherland vs Houston Baptist (11/25/2020)
	.667	(2-3)	Isis Lopes vs UTEP (01/09/2021)
	.667	(2-3)	Skyler Goodwin vs Louisiana (12/16/2020)
FREE THROWS MADE	8		Brandi Williams vs Louisiana (12/16/2020)
	4		Ciera Johnson at Texas A&M (12/20/2020)
FREE THROW ATTEMPTS	8		Brandi Williams vs Louisiana (12/16/2020)
	6		Yuliyana Valcheva at UTSA (01/02/2021)
	6		Ciera Johnson at Texas A&M (12/20/2020)
	6		Patience Idoko vs Houston Baptist (11/25/2020)
FREE THROW PERCENTAGE (min 3 made)	1.000	(8-8)	Brandi Williams vs Louisiana (12/16/2020)
	1.000	(3-3)	Alexis Tucker at Texas Tech (12/05/2020)
REBOUNDS	13		Adryana Quezada at UTSA (01/02/2021)
	10		N'dea Jones at Texas A&M (12/20/2020)
ASSISTS	10		Karrington Donald at UTSA (01/02/2021)
	6		Mayra Caicedo at Little Rock (11/28/2020)
STEALS	4		Ciera Johnson at Texas A&M (12/20/2020)
	4		Jomyra Mathis vs Louisiana (12/16/2020)
BLOCKED SHOTS	3		Abbey Sutherland vs Houston Baptist (11/25/2020)
	2		Aaliyah Wilson at Texas A&M (12/20/2020)
	2		Ty'Reona Doucet vs Louisiana (12/16/2020)
TURNOVERS	5		Dejanae Roebuck vs UTEP (01/08/2021)
	5		Alexis Morris at Texas A&M (12/20/2020)
	5		Chrislyn Carr at Texas Tech (12/05/2020)
FOULS	5		Teal Battle at Little Rock (11/28/2020)
	5		Marilyn Nzoiwu vs Houston Baptist (11/25/2020)



**2020-21 Rice Women's Basketball
Team High/Low Analysis
All games**

Page 4/4
as of Jan 11, 2021

Opponent - Game Lows

POINTS	43		UTEP (01/09/2021)
	51		Louisiana (12/16/2020)
	53		at UTSA (01/01/2021)
	54		at Little Rock (11/28/2020)
	54		Houston Baptist (11/25/2020)
FIELD GOALS MADE	16		UTEP (01/09/2021)
	16		Louisiana (12/16/2020)
FIELD GOAL ATTEMPTS	57		at Texas A&M (12/20/2020)
	59		UTEP (01/09/2021)
	59		Louisiana (12/16/2020)
FIELD GOAL PERCENTAGE	.271	(16-59)	UTEP (01/09/2021)
	.271	(16-59)	Louisiana (12/16/2020)
3 PT FG MADE	1		at UTSA (01/02/2021)
	3		at Texas A&M (12/20/2020)
3 PT FG ATTEMPTS	11		at Texas A&M (12/20/2020)
	17		at UTSA (01/01/2021)
3 PT FG PERCENTAGE	.048	(1-21)	at UTSA (01/02/2021)
	.217	(5-23)	at Little Rock (11/28/2020)
FREE THROWS MADE	5		UTEP (01/09/2021)
	6		UTEP (01/08/2021)
FREE THROW ATTEMPTS	6		UTEP (01/09/2021)
	9		UTEP (01/08/2021)
FREE THROW PERCENTAGE	.389	(7-18)	Houston Baptist (11/25/2020)
	.533	(8-15)	at UTSA (01/02/2021)
REBOUNDS	21		Louisiana (12/16/2020)
	31		at UTSA (01/01/2021)
ASSISTS	3		Louisiana (12/16/2020)
	6		at Texas A&M (12/20/2020)
STEALS	6		UTEP (01/09/2021)
	6		Houston Baptist (11/25/2020)
BLOCKED SHOTS	0		at UTSA (01/01/2021)
	1		UTEP (01/08/2021)
	1		at UTSA (01/02/2021)
	1		at Little Rock (11/28/2020)
TURNOVERS	8		at UTSA (01/02/2021)
	13		at Texas A&M (12/20/2020)
	13		at Texas Tech (12/05/2020)
	13		at Little Rock (11/28/2020)
FOULS	15		at Texas Tech (12/05/2020)
	16		at UTSA (01/01/2021)
	16		at Texas A&M (12/20/2020)

2020-21 RICE OWLS RADIO/TV ROSTER



Sydne Wiggins
5-11-Sr.-G



Katelyn Crosthwait
5-10-So.-G



Destiny Jackson
5-9-So.-G




Jasmine Smith
5-7-Jr.-G



Haylee Swayze
5-11-Jr.-G




India Bellamy
6-1-So.-F



Maya Bokunewicz
6-0-Fr.-G/F



Lauren Schwartz
5-11-So.-G/F



Arianna McCurry
6-6-Jr.-C



Ashlee Austin
6-0-So.-F



Nancy Mulkey
6-9-Sr.-C



Tina Langley
Head Coach



Latara King
Assistant Coach



Steven Asher
Assistant Coach



Nolan Wilson
Assistant Coach