



OLD DOMINION MEN'S BASKETBALL NOTES



TEAMS

ODU MONARCHS

2-3 RECORDS
 2-1 HOME ALL-TIME RECORD
 0-2 AWAY ODU RECORD
 0-0 LEAGUE 32ND OVERALL/11TH ODU YEARS

JEFF JONES
HEAD COACH

559-415

202-128

32ND OVERALL/11TH ODU YEARS



VS

RADFORD

5-3 RECORDS
 2-0 HOME ALL-TIME RECORD
 0-3 AWAY RECORD AT SCHOOL
 0-0 LEAGUE 3RD YEARS

DARRIS NICHOLS
HEAD COACH

37-36

SAME

3RD YEARS



SCHEDULE

OCTOBER

25 VIRGINIA STATE (EXH) W, 80-59

NOVEMBER

6 VA. WESLEYAN W, 71-57

11 at Ball State# L, 73-68

13 at #14 Arkansas L, 86-77

22 PRINCETON L, 76-56

26 DREXEL W, 68-61 OT

29 RADFORD 7pm

DECEMBER

2 at Northeastern 2pm

6 at William & Mary 7pm

9 JAMES MADISON 7pm

21 TCU^ 6pm

22 Diamond Head Classic

24 Diamond Head Classic

30 SOUTH ALABAMA* 7pm

JANUARY

4 at Troy* 7pm

6 at Arkansas State* 2pm

11 at Georgia State* TBD

13 at Coastal Carolina* 3:30 pm

18 MARSHALL* 7pm

20 ULM* 7pm

24 JAMES MADISON* 7pm

27 GEORGIA SOUTHERN* 7pm

FEBRUARY

1 at Marshall* 7pm

3 at James Madison* 4pm

7 at Southern Miss* TBD

10 MAC-SBC CHALLENGE# 7pm

15 LOUISIANA* 7pm

17 GEORGIA STATE* 7pm

22 APP STATE* 7pm

24 COASTAL CAROLINA* 7pm

28 at App State* 6:30 pm

MARCH

1 at Georgia Southern* TBA

5-11 Sun Belt Tournament - Pensacola, Fla.

^ - Diamond Head Classic Classic - Honolulu, HI

* - Sun Belt Conference Games #-MAC-SBC Challenge

Home games in BOLD CAPS

STANDINGS

SCHOOL	OVER.	%	SBC	PCT	STREAK
James Madison	6-0	1.000	0-0	.000	W6
Louisiana	4-2	.667	0-0	.000	W2
App State	3-2	.600	0-0	.000	W2
Georgia State	3-2	.600	0-0	.000	W2
South Alabama	4-3	.571	0-0	.000	W3
Troy	3-3	.500	0-0	.000	W1
ULM	2-2	.500	0-0	.000	W1
Marshall	2-4	.333	0-0	.000	L2
Southern Miss	2-4	.333	0-0	.000	L3
Texas State	2-4	.333	0-0	.000	L2
Old Dominion	1-3	.250	0-0	.000	L3
Coastal Carolina	1-3	.250	0-0	.000	L3
Arkansas St.	1-4	.200	0-0	.000	L2
Georgia Southern	0-6	.000	0-0	.000	L6

heading into Saturday

SOCIAL MEDIA

FACEBOOKODUBASKETBALL
 TWITTER.....ODU_MBB
 INSTAGRAM.....ODU_MBB

SID CONTACT

CONTACT: JIM HEATH
 EMAILJAHEATH@ODU.EDU
 WORK PHONE.....(757) 683 - 5520
 CELL PHONE.....(757) 503-8107

HEADLINES

NO PLACE LIKE HOME

- Old Dominion lead the Sun Belt in attendance last year averaging over 5,600 per game
- Since 2002-03, the Monarchs have had a record of 255-76 inside Chartway Arena
- Two seasons saw the Monarchs go undefeated at home - 2009-10 (15-0) and 2014-15 (20-0)
- This season the Monarchs will play 16 games inside Chartway Arena, including one exhibition.

THE SERIES

-ODU leads the all-time series 1-0 winning 82-59 on March 23, 2014 in the CBI Quarterfinals at home

ABOUT ODU

The Monarchs enter after a gritty 68-61 overtime win over Drexel on Sunday. Tyrone Williams had season-highs of 21 points, 12 rebounds and four steals to lead three in double figures. Chance Jenkins had 18 points and four assists, while Vasean Allette added 15 points.

On the year, Jenkins leads the team in scoring (17.4 ppg) and shares the assist lead with Allette (2.4 apg). Williams leads in rebounding (8.0 rpg) and second in scoring (13.8 ppg), while Allette is averaging 10.6 ppg. In steals, Allette has nine in five games while Williams has eight in four games.

As a team, the Monarchs are averaging 68 ppg, hitting .428 from the floor (130-of-304), .378 from 3-point range (31-of-82) and .690 from the line (49-of-71). ODU is outrebounding opponents 38.0 to 37.2 through five games.

IN OT

The overtime contest with Drexel on Sunday was the 104th in school history for the Monarchs. They now sport an even 52-52 record in overtime games.

HUDSON BLUE

The men will break out some light blue uniforms during the season similar to the colors worn by Old Dominion University athletic teams in the past.

The color is referred to as "Hudson Blue" in honor of long time former Sports Information Director Carol Hudson who worked for the school, his alma mater, for 40 years before retiring in 2015.

2024 RECRUITING CLASS

Old Dominion University men's basketball head coach Jeff Jones announced a three-member early 2024 signing class on November 8. The Monarch: **Justin Diggs**, Ethan Lathan and Deion Ware.

Diggs (6-7 wing) plays for The Bullis School where he was an All-Metro DC third team selection as a junior and also earned first team All-Conference honors. He is the highest rated recruit in program history by 247sports.com ranking 97th nationally. He plays for New World AAU 3SSB on the summer circuit. He chose ODU over Oklahoma State, Iowa, Seton Hall, Richmond and George Washington.

Lathan (6-11 center) will play his senior season at Arizona Compass Prep and chose ODU over Dayton, Georgia Tech, Indiana State and LSU. He played as a junior at Calvary Christian Academy (Fla) where he averaged eight points and six rebounds per game. He played for SOH Elite in the summer circuit. He's ranked 116th by 247sports.com and is a four-star recruit by ESPN.

Ware (6-5 guard) attends Montverde Academy (Fla.) where he will play this season after leading his high school team in Killeen, Texas to the state championship game as a junior and earned All-State honors. An athletic guard who can get to the rim and finish, he plays for the Houston Defenders in the summer circuits. He is a three-star recruit according to 247sports.com.

ABOUT RADFORD

The Highlanders come to Norfolk after a 100-53 win over Notre Dame of Maryland on Sunday afternoon at home. Truth Harris paced Radford with 18 points in the win over the NCAA Division III program.

Kenyon Giles leads Radford in scoring at 16.6 ppg, while DaQuan Smith is the other double figure scorer for Radford averaging 13.7 ppg. On the boards, Justin Archer leads averaging 8.8 per contest. In assists, Trenton Walters leads with 21 and Bryan Antoine leads in steals with 13.

As a team, Radford averages 75.5 ppg and allows 67.1 per contest. They are hitting .478 from the floor (226-of-473), .385 from 3-point range (62-of-161) and .732 from the line (90-of-123). On the boards, they're outrebounding the opposition 39.5 to 33.1 per game.

UP NEXT

ODU starts December in Boston, Massachusetts when they face Northeastern on Saturday at 2:00 p.m.

ODU FAST FACTS

LOCATION: Norfolk, Va. 23529
 NICKNAME: Monarchs
 FOUNDED: 1930 (as the Norfolk Division of The College of William & Mary)
 ENROLLMENT: 23,228
 SCHOOL COLORS: Slate Blue (PMS 540), Silver (PMS 877) & Light Blue (PMS 283)
 HOME COURT: Chartway Arena (8,472)
 SURFACE: Wood
 CONFERENCE: Sun Belt
 PRESIDENT: Dr. Brian O. Hemphill (St. Augustine's)
 ATHLETIC DIRECTOR: Dr. Wood Selig (Washington & Lee)
 DEPUTY ATHLETIC DIRECTOR: Bruce Stewart
 ATHLETIC DEPARTMENT PHONE: 757-683-3375
 TICKET OFFICE PHONE: 757-683-4444
 OFFICIAL ATHLETIC DEPARTMENT WEBSITE: www.odusports.com

COACHING STAFF
 HEAD COACH: Jeff Jones (Virginia '82)
 RECORD AT ODU/YRS: 200-125 (.615)/11 years
 CAREER RECORD/YRS: 557-412 (.575)/31 years
 ASSISTANT COACHES: Chris Kovensky (Albright '09), Jamal Robinson (Virginia '97), Jordan Brooks (Hampton '11)
 SPECIAL ASSISTANT TO THE MEN'S HEAD COACH: Kieran Donohue (Virginia '97)
 VIDEO COORDINATOR: Drew Lakey (Virginia '19)
 ATHLETIC TRAINER FOR MBB: Jason Mitchell
 DIRECTOR OF SPORT PERFORMANCE OLYMPIC SPORTS – MBB: Tim Socha

TEAM
 STARTERS RETURNING (3)
 Imo Essien (5-11/Jr/G/5.2 ppg/2.8 rpg)
 Chance Jenkins (6-4/Jr/G/13.5 ppg/3.4 rpg)
 Dericko Williams (6-7/Sr/F/6.0 ppg/5.8 rpg)

STARTERS LOST (2)
 Tyreek Scott-Grayson (6-5/Sr/13.4 ppg/4.5 rpg)
 Mekhi Long (6-7/Jr/10.7 ppg/8.7 rpg)

ADDITIONAL KEY RETURNING LETTERMEN
 Jason Wade (6-4/Sr/G/1.2 ppg/1.0 rpg)
 Cooper Jones (6-1/Sr/G/0.0 ppg/0.3 rpg)
 Bryce Baker (6-5/Sr/G/2.9 ppg/1.4 rpg)

NEWCOMERS
 Vasean Allette (6-3/Fr/G/Toronto, Ontario, Canada)
 Yamari Allette (6-3/Fr/G/Toronto, Ontario, Canada)
 Tyrone Williams (6-5/Sr/G/Philadelphia, Pa.)
 Dani Pounds (6-7/Fr/F/Atlanta, Ga.)
 Devin Ceaser (6-0/Sr/G/Waldorf, Md.)
 RJ Blakney (6-6/Jr/G/Baltimore, Md.)
 Leeroy Odiahi (6-11/Jr/C/Tralee, Ireland)
 Sam Hood (6-9/Sr/F/Raleigh, N.C.)

RETURNING LETTERMEN/LOST: 6/8
 STARTERS RETURNING/LOST: 3/2
 NEWCOMERS: 8

HISTORY
 FIRST YEAR OF BASKETBALL: 1930-31
 OVERALL RECORD: 1445-1007 (92 years)/.589
 FIRST YEAR OF DIVISION I BASKETBALL: 1976-77
 DIVISION I ALL-TIME RECORD: 888-580 (47 years)/.608
 YRS IN NCAA TOURNAMENT/LAST: 12/2019 – lost to #3 Purdue (1st Rd.) 61-48
 YRS IN NIT TOURNAMENT/LAST: 11/2015 semis – lost to Stanford 67-60

2022-23 RECORD: 19-12
 2022-23 SUN BELT RECORD: 11-7

RECORD VS. 2023 OPPONENTS

NON-CONFERENCE

TEAM	W-L	LAST MEETING
Arkansas	0-1	Arkansas 86-77 (11/13/23)
Ball State	0-1	Ball St. 73-68 (11/11/23)
Drexel	13-10	ODU 68-61OT (11/26/23)
Georgia Tech	0-2	Georgia Tech 81-64 (1/12/87)
Hawaii	0-0	-
Nevada	0-0	-
Northeastern	10-5	ODU 66-62 (12/20/20)
Portland	0-0	-
Princeton	0-0	-
Radford	1-0	ODU 82-59 (3/24/14)
Temple	0-1	Temple 76-65 (11/16/17)
TCU	1-0	ODU 67-62 (11/25/04)
UMass	0-0	-
Virginia Wesleyan	4-0	ODU 71-57 (11/6/23)
William & Mary	70-26	ODU 72-62 (12/7/22)

SUN BELT CONFERENCE

TEAM	W-L	LAST MEETING
Appalachian State	1-1	ODU 74-63 (2/18/23)
Arkansas State	1-1	Arkansas State 60-57 (12/29/22)
Coastal Carolina	3-1	ODU 60-59 (1/28/23)
Georgia Southern	17-4	ODU 64-58 (2/4/23)
Georgia State	18-6	ODU 63-60 (2/9/23)
James Madison	58-29	JMU 76-67 (2/16/23)
Louisiana	1-0	ODU 70-66 (12/31/22)
Marshall	1-3	Marshall, 3-2 (10/16/21)
South Alabama	13-10	ODU 66-64 (1/26/23)
Southern Mississippi	12-3	ODU 69-64 (2/22/23)
Troy	0-1	Troy 78-71 (1/5/23)
ULM	0-0	-

ROSTER

No.	Player	Pos	Ht	Wt	Cl	Hometown/H.S./Previous School
0	Vasean Allette	G	6-3	175	Fr.	Toronto, Canada / United Scholastic Academy
1	Jason Wade	G	6-4	218	Sr.	Richmond, Va. / Trinity Episcopal HS
2	Chance Jenkins	G	6-4	175	Jr.	Newport News, Va. / Wichita State
3	Imo Essien	G	5-11	180	Jr.	Wylie, Texas / Bishop Lynch HS
4	Yamari Allette	G	6-3	190	Fr.	Toronto, Canada / United Scholastic Academy
10	Tyrone Williams	G	6-5	195	Sr.	Philadelphia, Pa./Oregon
11	Dani Pounds	F	6-7	220	Fr.	Atlanta, Ga. / Spire Institute
13	Devin Ceaser	G	6-0	170	So.	Waldorf, Md. / Buffalo
15	RJ Blakney	G	6-6	205	Jr.	Baltimore, Md. / Dayton
21	Leeroy Odiahi	C	6-11	215	Jr.	Tralee, Ireland / Indian Hills CC (IA)
23	Dericko Williams	F	6-7	220	Sr.	Kinston, N.C. / Tallahassee CC
30	Cooper Jones	G	6-1	165	So.	Williamsburg, Va. / Walsingham Academy
34	Sam Hood	F	6-9	250	Jr.	Raleigh, N.C./Brunswick CC
35	Jaylen Jenkins	G	5-9	146	Fr.	Hampton, Va./Hampton HS
55	Bryce Baker	G	6-5	190	So.	Moorestville, N.C. / Donda Academy (CA)

STAFF

Head Coach - Jeff Jones (32nd season/11th at ODU)
Assistant Coach - Chris Kovensky
Assistant Coach - Jamal Robinson
Assistant Coach - Jordan Brooks
Assistant Coach - Drew Lakey
Special Assistant To Head Coach - Kieran Donohue
Director of Social Media/Ass't Dir. of Operations - Chris Taleghani
Athletic Trainer - Jason Mitchell

PRONUNCIATIONS

0. **Vasean** Allette | Vah-sean ALL-ette
2. **Chance** Jenkins | Chawncee
3. **Imo** Essien | E-mo
4. **Yamari** Allette | Yah-mar-e
15. **RJ Blakney** | Blake-knee
21. **Leeroy Odiahi** | Leroy O-D-Ah-he
23. **Dericko** Williams | Duh-ree-co

ODU WHEN

	OVERALL	SBC
Home	2-1	0-0
Road	0-2	0-0
Neutral	0-0	0-0
Overtime	1-0	0-0
After a win	0-1	0-0
After a loss	1-2	0-0

HALFTIME

ODU leads	1-0	0-0
ODU trails	1-3	0-0
tied	0-0	0-0

REBOUNDING

ODU leads	1-2	0-0
ODU trails	0-1	0-0
tied	0-0	0-0

FIELD GOAL %

50%+	0-1	0-0
40-49%	1-1	0-0
Under 40%	1-1	0-0

TURNOVERS

more	1-3	0-0
less	1-0	0-0
Tied	0-0	0-0

SCORING MARGIN

1-3 points	0-0	0-0
4-10 points	1-2	0-0
11-20 points	1-1	0-0
20+ points	0-0	0-0

SCORE

ODU scores less than 60	0-1	0-0
ODU scores 60-69 points	1-1	0-0
ODU scores 70-79 points	1-1	0-0
ODU scores 80-89 points	0-0	0-0
ODU scores 90-99 points	0-0	0-0
ODU scores 100+ points	0-0	0-0
Opponent scores 60>	1-0	0-0
Opponent scores 70-79	0-2	0-0
Opponent scores 80-89	0-1	0-0
Opponent scores 90-99	0-0	0-0
Opponent scores 100+	0-0	0-0

DAYS

On Monday	1-1	0-0
On Tuesday	0-0	0-0
On Wednesday	0-1	0-0
On Thursday	0-0	0-0
On Friday	0-0	0-0
On Saturday	0-1	0-0
On Sunday	1-0	0-0

MONTHS

In November	2-3	0-0
In December	0-0	0-0
In January	0-0	0-0
In February	0-0	0-0
In March	0-0	0-0



JEFF JONES

Head Coach

11th Season / Virginia '82 / Owensboro, Ky.

Year-By-Year

1990-91	Virginia	21-12	NCAA 1R
1991-92	Virginia	20-13	NIT Champs
1992-93	Virginia	21-10	NCAA S16
1993-94	Virginia	18-13	NCAA 2R
1994-95	Virginia	25-9	NCAA E8
1995-96	Virginia	12-15	
1996-97	Virginia	18-13	NCAA 1R
1997-98	Virginia	11-19	
2000-01	American	7-20	
2001-02	American	18-12	
2002-03	American	16-14	
2003-04	American	18-13	
2004-05	American	16-12	
2005-06	American	12-17	
2006-07	American	16-14	
2007-08	American	21-12	NCAA 1R
2008-09	American	24-8	NCAA 1R
2009-10	American	11-20	
2010-11	American	22-9	
2011-12	American	20-12	CIT
2012-13	American	10-20	
2013-14	Old Dominion	18-18	CBI Semis
2014-15	Old Dominion	27-8	NIT Semis
2015-16	Old Dominion	25-13	Vegas16 Champs
2016-17	Old Dominion	19-10	
2017-18	Old Dominion	25-7	
2018-19	Old Dominion	26-9	NCAA 1R
2019-20	Old Dominion	13-19	
2020-21	Old Dominion	15-8	
2021-22	Old Dominion	13-19	
2022-23	Old Dominion	19-12	

Record at Virginia: 146-104
 Record at American: 211-183
 Record at Old Dominion: 200-125
TOTALS: 557-412

Head Men's Basketball Coach Jeff Jones begins his 11th season at Old Dominion with a 200-125 (.615) ODU record, including a 122-31 (.797) home record at Norfolk's Chartway Arena.

In his 31-year career, the legendary coach and former player boasts an overall record of 557-412 (.575), ranking him among the Top 100 D1 College Basketball Coaches with the most wins of all time.

One of the most respected teachers in the collegiate ranks, Jones has been a consistent winner at every school, coaching his teams to 14 postseason appearances, including eight NCAA Tournament appearances. He has taken three schools in three different conferences to the NCAA Tournament, including an Elite 8 run in 1995 and a 1993 Sweet 16 appearance. He is a two-time Patriot League Coach of the Year (2002, 2009) and a Conference USA Coach of the Year (2019).

At ODU, Jones has led the Monarchs to a 2019 Conference USA Regular Season Championship, a 2019 Conference USA Tournament Championship, and a first-ever Top 25 ranking in 2015. Among his other overall wins: the Vegas 16 Championship (2016); two Patriot League tournament championships (2008, 2009); four Patriot League regular season championships (2002, 2004, 2008, 2009); and an ACC regular season championship (1995).

Jones remains the winningest head coach in American University history, and as the youngest head coach in Atlantic Coast Conference history, he took the University of Virginia to six postseason appearances in eight years.

Jones played in the Final Four as the starting point guard for UVA in 1980 and coached in the Final Four as a UVA assistant in 1984. He is the first person to have won the National Invitational Tournament Championship as both a player (1989) and as a head coach (1992).

Jones has also developed over 100 players who have played or are still playing professionally, including eight in the NBA (Ahmad Caver, Andre Ingram, John Crotty, Cory Alexander, Jamal Robinson, Bryant Stith, Junior Burrough, and Courtney Alexander). Eight of his former assistant coaches went on to become head coaches. Additionally, three of Jones' players have played in the NFL.

A leader among leaders, Jones was a longtime board member and the past president of the National Association of Basketball Coaches (2016-2017), representing over 5,000 coaches from all levels of the sport.

Old Dominion University (2013-2023)
 Overall: 200-125 (.615)
 Leagues: 113-63 (.642) Sunbelt: (11-7) C-USA: (102-56)

Jones was named the 13th head men's basketball coach at Old Dominion University on April 4, 2013. In nine seasons in C-USA, ODU ranked first in the league in overall road wins (57) and road wins within C-USA play (41). Old Dominion ranked second in the league for total wins (181), as well as home victories (63) and overall C-USA wins (102). During those nine seasons, Jones' teams finished in the top four six times.

Under Jones, the Monarchs have played in the NCAA Tournament, the NIT (including a trip to Madison Square Garden for the semifinals in 2015), the CBI semifinals, and won the Vegas 16.

His ODU teams held the longest road win streak in 2018 and the 5th longest home win streak in 2016. ODU meanwhile has led both the C-USA and the Sun Belt Conference in attendance at home games at Chartway Arena during Jones' tenure.

Jones' Monarchs received an NCAA Public Recognition Award from NCAA President Mark Emmert after reaching a four-year APR score of 990, which was 26 points higher than the National Average APR for men's basketball. The honor is given to teams with an APR in the top 10% of all teams in their respective sports.

2022-2023: Jones' 10th ODU season saw the Monarchs re-join the Sun Belt Conference and finish 19-12 overall and 11-7 in Sun Belt play. ODU ended the regular season knocking off the top two teams heading into the final weekend, Southern Miss and Marshall, at home. The Monarchs played their share of tight contests, going 6-2 in games decided by three points or less, including an Imo Essien buzzer-beating jumper at Texas State for a one-point win. Chance Jenkins was named to the Second Team All-Sun Belt Conference squad. Jones notched his 200th ODU win on February 24, 2023, in Chartway Arena.

2021-2022: The Monarchs finished the '22 season 13-19 with an 8-10 mark in C-USA play. Austin Trice was named to the Second Team All-C-USA squad, while Imo Essien, P.J. Gill, Jaylin Hunter, Jadin Johnson and D'Angelo Stines were named to the C-USA Commissioner's Honor Roll.

2020-2021: In his eighth season, Jones put together a 15-8 overall record and an 11-5 mark in league play, which earned the Monarchs a #2 seed in the C-USA Tournament and a first-round bye. Malik Curry earned All-C-USA Second Team and NABC All-District Team honors. Austin Trice was named the C-USA Sixth Player of the Year. Three student-athletes garnered C-USA Commissioner's Honor Roll accolades, while Jaylin Hunter was the recipient of the John R. Broderick Award and a C-USA Commissioner's Academic Medal.

2019-2020: ODU finished Jones' 7th season with a 13-19 overall record and a conference record of 9-9. Forward Aaron Carver was named to the C-USA All Defensive Team. Jones earned career win number 500 at Northeastern on Nov. 16, 2019.

2018-2019: Jones' sixth season was a banner year for the Monarchs, which claimed the C-USA regular season title, as well as the C-USA Tournament crown, punching Old Dominion's first ticket to the NCAA Tournament since 2011. The team fell to Purdue in the first round in Hartford, Ct., but finished with a 26-9 record and 13-5 conference mark. ODU's B.J. Stith was named the C-USA Player of the Year, and he was joined by point guard Ahmad Caver on the C-USA All-Conference Team. Xavier Green was named to the C-USA All-Conference Defensive Team. Jones was named the C-USA Coach of the Year.

2017-2018: Jones compiled a 25-7 overall record in his fifth season at ODU, his third season in four years with 25 or more victories. His 96 games over the previous four seasons ranked 27th nationally. Old Dominion went 15-3 in C-USA play and finished in second place, marking another year in excellent conference play. The fewest points ever allowed in ODU history came in an 82-33 victory against UTEP. Ahmad Caver was named to the All-C-USA First Team and All-Defensive Team. B.J. Stith was named to the All-League Third Team. Five players were named to the C-USA Academic Honor Roll and the program was recognized by the NCAA for its APR.

2016-2017: In his fourth season at the helm in Norfolk, Jones and the Monarchs finished third in the C-USA with a 12-6 mark and a 19-12 overall record for the season. Old Dominion ranked No. 6 in the country for scoring defense, allowing just 61.2 points per outing. Ahmad Caver was named

to the All-Conference Team, while Zoran Talley was tabbed as Sixth Man of the Year and Denzell Taylor garnered All-Defensive Team honors. The program marked a 55-14 record (80% winning percentage) when playing at home over the past four seasons.

2015-2016: Between the 2014-15 and 2015-16 seasons, Jones led ODU to 52 wins, which ranked in the top 20 nationally. In his third season leading Old Dominion, Jones and the Monarchs won a total of 25 games, including 15 of its last 18 contests. The Monarchs fell just two points shy of punching their ticket to the NCAA Tournament, losing a 55-53 heartbreaker to Middle Tennessee in the C-USA Championship, but the team went on to win the championship of Vegas 16 Tournament postseason. Point guard Trey Freeman earned First Team All-C-USA honors for the second straight season, and his scoring ranked No. 11 in the country. Freeman also led the entire country in made field goals with 323. Also in 2016, forward Brandan Stith was named to the C-USA All-Defensive Team, while teammate Zoran Talley was named to the C-USA All-Freshman Team.

2014-2015: In just his first two seasons as head coach at ODU, Jones guided the Monarchs to 45 wins, including a 27-8 mark in 2015. The Monarchs finished second in C-USA in their second year in the league. During the regular season, Jones' Monarchs notched several big victories, as ODU took down nationally-ranked VCU and eventual NCAA Tournament team, Georgia State. His squad churned out 10 straight wins from Nov. 24 to Jan. 17, which included wins against C-USA foes Marshall and Charlotte as well as in-state rivals VCU, George Mason and William & Mary. ODU advanced to the semifinals of the NIT at Madison Square Garden after reeling off wins over Charleston Southern, Illinois State and an epic three-point buzzer-beating victory over Murray State. Redshirt junior Trey Freeman was named C-USA Newcomer of the Year, was an All-League first team selection and earned C-USA All-Academic Team honors. ODU won 32 straight games at home dating back to the 2013-14 season, which was the fourth-longest active home winning streak in NCAA Division I Basketball. Jones eclipsed the 400 collegiate wins milestone in the Monarchs' NIT-opener on March 18, 2015.

2013-2014: In his first season as the head coach at ODU, Jones guided the Monarchs to 18 wins, leading the nation with the biggest turnaround in total victories as compared to the year before, when the Monarchs had gone 5-25. ODU finished sixth in its first season in C-USA and advanced to the semifinals of the College Basketball Invitational postseason tournament.

American University (2000-2013)

Overall: 211-182 (.537)

Patriot League: 111-73 (.603)

Jones had a 211-183 record in 13 seasons at American University and took the school to its first-ever NCAA Tournaments with back-to-back appearances in 2008 and 2009, after guiding the program to the 2002, 2004, 2008 and 2009 Patriot League championship games.

Four of Jones' last six teams at American won 20 or more games. Among the highlights: Jones led the Eagles to a 20-win season in 2011-12 and advanced to the CollegelInsider.com postseason tournament. His 2010-11 squad went 22-9 with 11 non-conference wins, and advanced to the Patriot League semifinals.

The 2008-09 AU team capped off the season with a 24-8 overall record, matching the program's record for wins, and a 13-1 Patriot League mark. The Eagles led the nation in road wins that season with 11, and their 59.1 points per game allowed average ranked 11th nationally. Jones was named Patriot League Coach of the Year and NABC District 13 Coach of the Year in 2009.

In the first round of the NCAA Tournament, despite holding a 14-point lead early in the second half, the 14th-seeded Eagles fell to Villanova in Philadelphia.

The 2007-08 Eagles captured the Patriot League title and advanced to AU's first-ever NCAA appearance after compiling a 21-12 record, which included a 67-59 win at the University of Maryland, the school's first win there in 80 years. His team faced the Tennessee in Birmingham in the first round of the NCAA Tournament, but despite leading early on, they lost 72-57. Previously, the Eagles became the first Patriot League team to beat an ACC team with a win over Florida State.

In 2001-02, AU won the regular season Patriot League title with an 18-12 record.

During his tenure at AU, Jones developed 21 players who were named All-Patriot League, 23 who went on to play professionally, two who earned Patriot League Rookie of the Year honors (Andre Ingram in 2004 and Derrick Mercer in 2006), and two Patriot League Players of the Year (Patrick Doctor in 2002 and Derrick Mercer in 2009).

Prior to American, Jones served as an assistant coach under Jerry DeGregorio at Rhode Island during the 1999-00 season.

University of Virginia (1990-1998)

Overall: 146-104 (.584)

ACC: 59-67 (.468)

Jones spent 20 years at the University of Virginia as a starting point guard, an assistant coach under Terry Holland (1982-1990), and for eight years as the head coach beginning in 1990.

After being named the youngest head coach in ACC history at the age of 29, Jones compiled 146 wins in eight years (146-104) for a .584 winning percentage. He led the Cavaliers to six postseason appearances (five NCAA, one NIT), including a 1995 NCAA Elite 8, a 1993 NCAA Sweet 16 appearance and an NIT championship in 1992, as well as one regular-season ACC championship, and four 20-win campaigns.

Virginia's win over Virginia Tech during the 1994-95 regular season gave Jones his 100th career victory, making him the second-fastest coach in school history and the fifth-fastest in ACC history to accomplish that feat. He also directed the Cavaliers to five of their top six seasons for field goal percentage defense at the time.

During his tenure as an assistant, Jones was a part of the Cavaliers' overall record of 162-95 (.630), participating in six NCAA Tournaments while advancing to the Final Four in 1984 and the Elite Eight in 1989.

As a four-year starting point guard for the Cavaliers (1979-1982), Jones was known as a leader and prolific passer. With Jones directing the potent offense, UVA compiled an overall record of 102-28 (.785) while leading the Cavaliers to two NAAs and two NIT tournaments. With Jones as point guard, Virginia captured the 1980 NIT title and advanced to the Final Four in 1981.

Jones finished his career as Virginia's all-time assist leader (598) while also setting the single-season record with 200 assists during the 1979-80 season. Later, he saw both of those records eclipsed by his own player, John Crotty. Jones served as team captain as a senior during the 1981-82 season and played in 129 games during his career. During that time he averaged 6.6 points and 4.6 assists per game while shooting 52.2% from the field and 74.3% from the free-throw line.

Jones graduated UVA in 1982 with a Bachelor of Science degree in psychology. He was selected in the fourth round of the 1982 NBA draft by the Indiana Pacers. A native of Owensboro, KY., Jones had a standout career at Apollo High School, where he was inducted into the school's Hall of Fame.

Off the Court

Jones is an active volunteer for Coaches vs. Cancer, a partnership between the NABC and the American Cancer Society, and he serves on the national board of the Coaches vs. Cancer Council. With his wife, Jones has helped to raise more than \$100,000 since 2018 for the American Cancer Society, which honored him in 2019 with a Champion of Hope Award. He has supported many groups working to raise prostate cancer awareness, including ZERO Cancer's Grow & Give campaign.

Jones actively supports veterans and has visited military bases overseas three times as part of the Troops First Foundation's "Operation Hardwood." In 2008 and 2009 he traveled to Afghanistan and Iraq, and in 2023 he coached troops in a tournament at Camp Arifjan in Kuwait.

Jones was honored nationally as the 2015 Barefoot Coach of the Year for his work, contributions, and creation of awareness for Samaritan's Feet, which provides shoes to impoverished children domestically and around the world.

As part of his years of service on the National Association of Basketball Coaches board, Jones organized the annual Reese's College All-Star Game at the Final Four, choosing the players and coaches and sometimes coaching himself. At the end of his NABC board presidency in 2017, Jones was honored with the group's Newton S. Hillard award.

Jones' father, the late Bob Jones, won the 1973 NCAA Division II National Title as the Head Men's Basketball Coach at Kentucky Wesleyan University (1972-1980).

Jones is the father of three children, Meghann, Madison, and Jeff, and three grandchildren, Boyd, Bess, and Langley. He and his wife, the former Danielle Decker of Virginia Beach, live in Norfolk.



#0 VASEAN ALLETTE

Guard / 6-3 / 175 / Freshman
Toronto, Ontario, Canada. / United Scholastic Acad.

PERSONAL: Allette was a standout in the 2022 Under Armour Association where he averaged 29.7ppg, 5.7 rpg, 4.5apg, 2.6spg on the summer circuit ... He was named the MVP of the Biosteel All-Canadian game where he scored 30 points with seven steals and two assists ... He also has an international tournament background as he participated in the 2022 FIBA U18 Americas Championship as he averaged 18.8 points per game, 7.8 rebounds per game, and 3.8 assists per game with Canada who won the Bronze Medal ... Allette also earned All-Tournament "All-Star Five" selection for the event ... Allette joins the Monarchs as the top-ranked Canadian player in the class of 2023, and a top 100 player in North American by 247sports.com...Majoring in sports management.

GAME-BY-GAME

Opponent	Date	GS	Min	FG-A	3FG-A	FT-A	Reb		PF	A	TO	BLK	STL	PTS
							O-D	T						
Va. Wesleyan	11/6	*	22	2-7	0-1	0-0	1-5	6	2	2	4	0	1	4
at Ball State	11/11	*	30	6-9	1-4	2-5	0-3	3	3	2	2	0	3	15
at Arkansas	11/13	*	23	2-11	0-3	0-0	0-4	4	2	5	2	0	2	4
Princeton	11/22	*	23	6-10	2-3	1-3	0-4	4	0	2	2	0	1	15
Drexel	11/26	*	37	6-14	1-3	2-4	2-3	5	0	1	2	0	2	15

SUPERLATIVES

Season Highs

Points	15 (3x)	last v. Drexel	11.26.23
Rebounds	6	Va. Wesleyan	11.6.23
FG Made	6 (3x)	last v. Drexel	11.26.23
FG Attempted	14	Drexel	11.26.23
3FG Made	2	Princeton	11.22.23
3FG Attempted	4	Ball State	11.11.23
FT Made	2 (2x)	last v. Drexel	11.26.23
FT Attempted	5	Ball State	11.11.23
Assists	5	Arkansas	11.13.23
Blocks			
Steals	3	Ball State	11.11.23

CAREER STATS

Year	GP	GS	Min	Avg	Total			3-Point			FT	FTA	Pct	Rebounds				PF	FO	Ast	TO	Blk	Stl	Pts	Avg
					FG	FGA	Pct	FG	FGA	Pct				Off	Def	Tot	Avg								
2023-24	5	5	135	27.0	22	51	.431	4	14	.286	5	12	.417	3	19	22	4.4	7	0	12	12	0	9	53	10.6



#1 JASON WADE

Guard / 6-4 / 218 / Senior
Richmond, Va. / Trinity Episcopal HS

2022-23: Appeared in 20 contests...Made his return on Nov. 7 against UMES...Played seven minutes scoring four points in home win over East Carolina...Recorded two blocks, two steals against William & Mary...Played season-high 10 minutes with three rebounds and three assists in win over Norfolk State....Had season highs of five points, two steals and 19 minutes in win over Georgia State (1/19)...Averaged 1.1 points and 1.0 rebounds per game.

2019-20: Appeared in 20 contests, making 12 starts before suffering season ending injury ... Led the team in steals with 52, averaging 2.6 per game ... Despite his season being cut short, his 52 total steals ranked 94th nationally and third within the conference ... Averaged 10.9 points and 5.5 rebounds per contest ... His six steals against at Northern Iowa were the second most by a C-USA player this season ... Poured in a career-high 23 points against Charlotte (1/20/20) ... Hauled down a career-high 10 rebounds at Western Kentucky (1/16/20).

2018-19: Appeared in all 35 contests as a true freshman, making one start ... Second on the squad for steals with 33 ... His 55 assists were the third most on the team ... Averaged 4.0 points, 3.6 rebounds in 19.0 minutes of work ... Rejected 13 shots on the season ... Scored a career-high 11 points at Middle Tennessee ... Hauled down a career-high eight rebounds at FAU ... Dished out a career-high five assists at UTSA ... Recorded six steals at Charlotte ... Named to the Conference USA Honor Roll for maintaining a cumulative grade point average of 3.0 or better.

PREP: Rated the No. 9 player in Virginia by the recruiting website 247sports.com ... Helped lead Trinity to the Virginia Independent Schools Athletic Association (VISAA) Division I state title under head coach Rick Hamlin ... Scored over 2,000 points for his high school career ... Three-time conference player of the year ... Two-time prep league champ ... Two-time VISAA First Team ... First Team All-Metro in Richmond ... Played for the Boo Williams team in the Nike Elite Youth Basketball League ... Also attended Hanover High School from 2014-16.

PERSONAL: Son of ODU alum Ronnie and Linda Wade ... Ronnie was a former Old Dominion forward from 1982-86 ... Has one older brother, Jordan, who is a student-manager for the ODU basketball team ... Member of Fellowship of Christian Athletes, Spanish Club and Future Business Leaders of America in high school ... Enjoys fishing in his free time ... Wants to become a college basketball coach when his playing days are over ... Majoring in communication.

GAME-BY-GAME

Opponent	Date	GS	Min	FG-A	3FG-A	FT-A	Reb			PF	A	TO	BLK	STL	PTS
							O-D-T								
Va. Wesleyan	11/6	*	19	0-2	0-0	2-2	0-2-2	3	2	2	1	1	2		
at Ball State	11/11	*	25	2-3	0-0	0-0	0-2-2	4	0	1	0	1	4		
at Arkansas	11/13	*	18	0-2	0-1	0-0	2-0-2	3	0	0	0	1	0		
Princeton	11/22	*	22	0-1	0-1	0-0	1-0-1	3	1	1	1	1	0		
Drexel	11.26	*	29	0-0	0-0	0-0	0-3-3	4	3	1	0	3	0		

SUPERLATIVES

Season Highs

Points	4	Ball State	11.11.23
Rebounds	3	Drexel	11.26.23
FG Made	2	Ball State	11.11.23
FG Attempted	3	Ball State	11.11.23
3FG Made			
3FG Attempted	1(2x)	last v. Princeton	11.22.23
FT Made	2	Va. Wesleyan	11.6.23
FT Attempted	2	Va. Wesleyan	11.6.23
Assists	3	Drexel	11.26.23
Blocks	1(2x)	last v. Princeton	11.22.23
Steals	3	Drexel	11.26.23

Career Highs

Points	23	Charlotte	1.20.20
Rebounds	10	at W. Ky.	1.16.20
FG Made	10(2x)	last v Charlotte	1.20.20
FG Attempted	19	at W. Ky.	1.16.20
3FG Made	1	12 times	
3FG Attempted	3(3x)	last v. UAB	1.4.20
FT Made	6	at Marshall	1.18.20
FT Attempted	9	at JMU	11.20.19
Assists	5(2x)	last at UTSA	1.26.19
Blocks	2(4x)	last v. W&M	12.7.22
Steals	6(2x)	last at UNI	11.5.19

CAREER STATS

Year	GP	GS	Min	Avg	Total			3-Point			FT			Rebounds				PF	FO	Ast	TO	Blk	Stl	Pts	Avg
					FG	FGA	Pct	FG	FGA	Pct	FT	FTA	Pct	Off	Def	Tot	Avg								
2018-19	35	1	664	19.0	55	128	.430	5	16	.313	18	37	.486	64	61	125	3.6	69	1	55	42	13	33	133	3.8
2019-20	20	12	551	27.6	91	162	.562	6	21	.286	30	46	.652	47	63	110	5.5	59	3	37	37	7	52	218	10.9
2022-23	20	0	144	7.2	11	26	.423	1	2	.500	0	3	.000	12	7	19	1.0	23	0	11	8	3	7	23	1.1
2023-24	5	5	113	22.6	2	8	.250	0	2	.000	2	2	1.000	3	7	10	2.0	17	0	6	5	2	7	6	1.2
TOTAL	80	18	1471	18.4	159	324	.491	12	41	.293	50	88	.568	126	138	264	3.3	168	4	109	91	25	99	380	4.8



#2 CHAUNCE JENKINS

Guard / 6-4 / 175 / Junior

Newport News, Va. / Wichita State / Menchville HS

2022-23: Named Third Team All-Sun Belt Conference...Played in 31 games with 17 starts...Scored in double figures in 23 games, including stretch of six straight and 11 of 12...Came off the bench and had 25 points against Virginia Tech (11/17)...Electrifying leaper who will get to the rim...Had 23 points and five rebounds in win over Norfolk State (12/3)...Season-high nine rebounds against Virginia Wesleyan (11/14)...Dished out season high seven assists in first SBC start at Ga. Southern..Five games of 20+ points including 23 against league-leading Marshall on final night of regular season...On the year averaged 13.5 points to lead the team and 3.4 rebounds per game.

At Wichita State: Wiry, bouncy shooting guard appeared in 24 games over two seasons as a Shocker and totaled 48 points, 11 rebounds, five blocks and seven steals in 177 minutes... Benefited from a free year of NCAA eligibility in 2020-21 (due to COVID-19) in what would have otherwise been a redshirt season and logged five games for a Shocker team that won the American Athletic Conference regular season title and earned an at-large berth to the NCAA tournament... Took on a larger role in his second freshman season, appearing in 19 games off the bench while averaging 2.2 points in 7.4 minutes... Entered the transfer portal in March, 2022 with three seasons of eligibility remaining.

High School: Averaged 16 points and led Menchville High School to a 20-4 record and a district title as a senior in 2020... Second team Class 4A All-State selection... Peninsula District Player of the Year... Threw down a viral dunk in January, 2020 that landed him on SportsCenter's top-10.... Coached by Lamont Strothers.

Personal: Birthday is Apr. 20, 2002.. Son of Demeka Yarborough and Cecil Jenkins... Has a sister, Kennedy, and a brother, Jordan.

GAME-BY-GAME

Opponent	Date	GS	Min	FG-A	3FG-A	FT-A	Reb		PF	A	TO	BLK	STL	PTS
							O-D-T							
Va. Wesleyan	11/6	*	26	7-14	1-4	1-2	0-3-3	3	1	3	0	1	16	
at Ball State	11/11	*	31	8-14	2-3	2-2	1-5-6	2	0	3	1	0	20	
at Arkansas	11/13	*	36	8-19	3-6	2-2	1-6-7	2	3	3	0	0	21	
Princeton	11/22	*	36	5-14	2-3	0-1	1-6-7	2	4	4	0	1	12	
Drexel	11/26	*	30	5-12	1-2	7-8	0-2-2	4	4	1	0	1	18	

SUPERLATIVES

Season Highs

Points	21	at Arkansas	11.13.23
Rebounds	7 (2x)	last v. Princeton	11.22.23
FG Made	8 (2x)	last at Ark.	11.13.23
FG Attempted	19	at Arkansas	11.13.23
3FG Made	3	at Arkansas	11.13.23
3FG Attempted	6	at Arkansas	11.13.23
FT Made	7	Drexel	11.26.23
FT Attempted	8	Drexel	11.26.23
Assists	4(2x)	last v. Drexel	11.26.23
Blocks	1	at Ball State	11.11.23
Steals	1(3x)	last v. Drexel	11.26.23

Career Highs

Points	24	Virginia Tech	11.17.22
Rebounds	9	Va. Wesleyan	11.14.22
FG Made	10	Virginia Tech	11.17.22
FG Attempted	19	at Arkansas	11.13.23
3FG Made	3(5x)	last at Ark.	11.13.23
3FG Attempted	6(3x)	last at Ark.	11.13.23
FT Made	7(3x)	last v. Drexel	11.26.23
FT Attempted	9	Norfolk St.	12.3.22
Assists	7	at Ga. Southern	1.7.23
Blocks	3(2x)	last v. Coastal	1.12.23
Steals	3	East Carolina	11.26.23

CAREER STATS

Year	GP	GS	Min	Avg	Total			3-Point			FT	FTA	Pct	Rebounds				PF	FO	Ast	TO	Blk	Stl	Pts	Avg
					FG	FGA	Pct	FG	FGA	Pct				Off	Def	Tot	Avg								
2020-21	5	0	36	7.1	3	9	.333	0	4	.000	0	2	.000	2	0	2	0.4	2	0	2	3	0	0	6	1.2
2021-22	19	0	141	7.4	15	44	.341	7	25	.280	5	9	.556	5	4	9	0.5	11	0	7	8	5	7	42	2.2
2022-23	31	17	972	31.4	145	316	.459	26	71	.366	102	134	.761	21	85	106	3.4	62	1	89	68	17	29	418	13.5
2023-24	5	5	160	32.0	33	73	.452	9	18	.500	12	15	.800	3	22	25	5.0	13	0	12	14	1	3	87	17.4
TOTAL	60	22	1309	21.8	196	442	.443	42	118	.356	119	160	.744	31	111	142	2.4	88	1	110	93	23	39	553	9.2



#3 IMO ESSIEN

Guard / 5-11 / 170 / Junior
 Wylie, Tex. / Bishop Lynch

2022-23: Played in 25 games and started 15...Taken over as the point guard and has developed into solid floor leader...Had breakout game against Furman in Charleston Classic hitting 5-of-7 from field for 13 points and six rebounds against eventual NCAA Tournament qualifier..Hit 3-pointer with 30 seconds left for final margin in 44-43 win over Gardner-Webb...Dished out five assists against East Carolina, Gardner-Webb and George Mason...Also had 10 points against George Mason in come from behind win just before Christmas...Averaged 5.2 points, 2.8 rebounds and 2.3 assists per game.

2021-22: Saw action in all 32 games averaging seven minutes per game ... Scored season high five points twice against UTSA (1/13) and in the C-USA Tournament against UTEP (3/9) ... Against UTSA was 2-for-2 from floor, hit his only 3-pointer and dished out season high four assists ... Played season high 20 minutes at North Texas (1/22) ... Averaged 1.2 points and 0.8 assists per game.

PREP: Two-time All-State selection ... Eclipsed 1,000 Career Points ... 2021 Top 10 Player to Watch in Dallas Fort Worth (Dallas Morning

GAME-BY-GAME

Opponent	Date	GS	Min	FG-A	3FG-A	FT-A	Reb		PF	A	TO	BLK	STL	PTS
							O-D	T						
Va. Wesleyan	11/6		19	1-2	0-0	2-2	0-0	0	3	0	0	0	4	
at Ball State	11/11		11	0-1	0-0	0-0	0-0	1	0	3	0	0	0	
at Arkansas	11/13		6	0-2	0-1	0-0	0-0	1	0	0	0	0	0	
Princeton	11/22		19	1-3	1-3	2-2	0-2	2	1	1	0	2	5	
Drexel	11/26		21	3-6	0-1	2-2	0-2	2	1	1	0	1	8	

SUPERLATIVES

Season Highs

Points	8	Drexel	11.26.23
Rebounds	2(2x)	last v. Drexel	11.26.23
FG Made	3	Drexel	11.26.23
FG Attempted	6	Drexel	11.26.23
3FG Made	1	Princeton	11.22.23
3FG Attempted	3	Princeton	11.22.23
FT Made	2(3x)	last v. Drexel	11.26.23
FT Attempted	2(3x)	last v. Drexel	11.26.23
Assists	3	Va. Wesleyan	11.6.23
Blocks			
Steals	2	Princeton	11.22.23

Career Highs

Points	13	Furman	11.18.22
Rebounds	8	East Carolina	11.26.22
FG Made	5	Furman	11.18.22
FG Attempted	10	Gardner-Webb	12.10.22
3FG Made	2(2x)	last v. GMU	12.21.22
3FG Attempted	4	Gardner-Webb	12.10.22
FT Made	4	Norfolk St.	12.3.22
FT Attempted	4	Norfolk St.	12.3.22
Assists	5(3x)	last v. GMU	12.21.22
Blocks	1	S. Alabama	1.26.23
Steals	2(5x)	last v. Princeton	11.26.23

CAREER STATS

Year	GP	GS	Min	Avg	Total			3-Point			FT	FTA	Pct	Rebounds				PF	FO	Ast	TO	Blk	Stl	Pts	Avg
					FG	FGA	Pct	FG	FGA	Pct				Off	Def	Tot	Avg								
2021-22	32	0	225	7.0	15	34	.441	3	4	.750	5	6	.833	2	12	14	0.5	9	0	24	22	0	4	38	1.2
2022-23	25	15	672	26.9	51	137	.372	13	42	.310	16	23	.696	10	59	69	2.8	19	0	58	31	1	19	131	5.2
2023-24	5	0	76	15.2	5	14	.357	1	5	.200	6	6	1.000	0	4	4	0.8	6	0	5	5	0	3	17	3.4
TOTAL	62	15	973	15.7	71	185	.384	17	51	.333	27	35	.771	12	75	87	1.4	34	0	87	58	1	26	186	3.0



#4 YAMARI ALLETTE

Guard / 6-3 / 190 / Freshman
Toronto, Ontario, Canada. / United Scholastic Acad.

PERSONAL: Allette was a combo guard at United Scholastic Academy as a senior and averaged 16.7 points, 3.2 assists and 6.7 rebounds per game ... He earned Second Team All-Tournament honors at the prestigious Beach Ball Classic in Myrtle Beach, S.C. ...majoring in real estate.

GAME-BY-GAME

Opponent	Date	GS	Min	FG-A	3FG-A	FT-A	Reb		PF	A	TO	BLK	STL	PTS
							O-D-T							
Va. Wesleyan	11/6	DNP												
at Ball State	11/11	DNP												
at Arkansas	11/13	DNP												
Princeton	11/22	DNP												
Drexel	11/26	DNP												

SUPERLATIVES

CAREER STATS



#10 TYRONE WILLIAMS

Guard / 6-5 / 195 / Senior
Philadelphia, Pa. / Oregon.

2022-23: Played in 23 games, averaging 2.5 points and 2.0 rebounds in 9.7 minutes ... Scored a career-high 12 points in the first round NIT win against UC Irvine, grabbing a career-high 11 rebounds ... Finished with nine points and four rebounds on March 2 against Cal ... Had eight points with six boards on Dec. 17 vs. Portland ... Seven points, three rebounds and two assists vs. Wisconsin.

PERSONAL: Native of Philadelphia and attended Olney Charter HS, before playing three years at Grayson County Community College ... Led the nation in scoring with 27.7 points per game, shooting 50 percent from the field ... Had 13 games scoring 30 or more points and was named an NJCAC all-conference player ... The season prior, led the country with 27.6 ppg and was a second team NJCAA All-American... Majoring in leadership.

GAME-BY-GAME

Opponent	Date	GS	Min	FG-A	3FG-A	FT-A	Reb		PF	A	TO	BLK	STL	PTS
							O-D-T							
Va. Wesleyan	11/6		22	6-9	0-2	3-3	1-5-6	1	1	2	0	2	15	
at Ball State	11/11		30	4-13	1-4	2-2	3-7-10	4	0	0	0	2	11	
at Arkansas	11/13	*	21	3-8	1-2	1-2	1-3-4	0	1	1	0	0	8	
Princeton	11/22	DNP												
Drexel	11/26	*	38	8-22	1-6	4-5	4-8-12	2	2	1	2	4	21	

SUPERLATIVES

Season Highs

Points	21	Drexel	11.26.23
Rebounds	12	Drexel	11.26.23
FG Made	8	Drexel	11.26.23
FG Attempted	22	Drexel	11.26.23
3FG Made	1(2x)	last v. Drexel	11.26.23
3FG Attempted	6	Drexel	11.26.23
FT Made	4	Drexel	11.26.23
FT Attempted	5	Drexel	11.26.23
Assists	2	Drexel	11.26.23
Blocks	2	Drexel	11.26.23
Steals	4	Drexel	11.26.23

Career Highs

Points	21	Drexel	11.26.23
Rebounds	12	Drexel	11.26.23
FG Made	8	Drexel	11.26.23
FG Attempted	22	Drexel	11.26.23
3FG Made	1(6x)	last v. Drexel	11.26.23
3FG Attempted	6	Drexel	11.26.23
FT Made	5	UC Irvine	3.15.23
FT Attempted	5	Drexel	11.26.23
Assists	2	Drexel	11.26.23
Blocks	2	Drexel	11.26.23
Steals	4	Drexel	11.26.23

CAREER STATS

Year	GP	GS	Min	Avg	Total			3-Point			FT	FTA	Pct	Rebounds				PF	FO	Ast	TO	Blk	Stl	Pts	Avg
					FG	FGA	Pct	FG	FGA	Pct				Off	Def	Tot	Avg								
2022-23	23	0	222	9.6	24	44	.545	3	10	.300	7	22	.318	10	36	46	2.0	11	0	4	13	2	5	58	2.5
2023-24	4	2	107	27.3	21	52	.404	3	14	.214	10	12	.833	9	23	32	8.0	7	0	4	4	2	8	55	13.8
TOTALS	27	2	331	12.3	45	96	.469	6	24	.250	17	34	.500	19	59	78	2.9	18	0	8	17	4	13	113	4.2



#11 DANI POUNDS

Forward / 6-7 / 220 / Freshman
Atlanta, Ga. / Spire Institute

HIGH SCHOOL: Pounds attended Forest Park High School where he was a two-sport athlete playing football and basketball ... His team made the Sweet 16 of the Georgia State Championships for the first time in school history during his tenure ... He followed that at Newton County High School for a senior season that saw him average 20 points and 10 rebounds per game as his team made the state tournament Final Four ... He played AAU ball for Atlanta Xpress and played a post-graduate season at Spire Institute in 2022-23.

PERSONAL: Majoring in sports management.

GAME-BY-GAME

Opponent	Date	GS	Min	FG-A	3FG-A	FT-A	Reb			BLK	STL	PTS	
							O-D-T	PF	A				TO
Va. Wesleyan	11/6		10	0-1	0-0	2-2	2-3-5	3	0	0	1	0	2
at Ball State	11/11	*	16	3-4	0-0	0-0	0-2-2	2	0	1	0	2	6
at Arkansas	11/13	*	21	2-5	0-0	0-0	4-3-7	5	0	1	0	0	4
Princeton	11/22	*	19	1-3	0-0	0-0	1-5-6	1	0	0	0	0	2
Drexel	11/26	*	34	2-4	0-0	0-0	1-6-7	3	2	1	2	1	4

SUPERLATIVES

Season Highs

Points	6	at Ball State	11.11.23
Rebounds	7 (2x)	last v. Drexel	11.26.23
FG Made	3	at Ball State	11.11.23
FG Attempted	5	at Arkansas	11.13.23
3FG Made			
3FG Attempted			
FT Made	2	Va. Wesleyan	11.6.23
FT Attempted	2	Va. Wesleyan	11.6.23
Assists	2	Drexel	11.26.23
Blocks	2	Drexel	11.26.23
Steals	2	at Ball St.	11.11.23

CAREER STATS

Year	GP	GS	Min	Avg	Total			3-Point			FT			Rebounds				PF	FO	Ast	TO	Blk	Stl	Pts	Avg
					FG	FGA	Pct	FG	FGA	Pct	FT	FTA	Pct	Off	Def	Tot	Avg								
2023-24	5	4	98	19.7	8	17	.471	0	0	.000	2	2	1.000	8	19	27	5.4	14	1	2	3	3	3	18	3.6



#13 DEVIN CEASER

Guard / 6-0 / 170 / Sophomore
Waldorf, Md. / Buffalo

2022-23: Averaged 5.0 points per game and 1.0 rebounds per game hitting 45% of his field goals in 19 games played ... Scored season-best 25 points against SUNY Canton ... Had 17 against St. John Fisher ... Opened his collegiate career with nine points in 10 minutes against Colgate.

High School: Ceaser played at St. Mary's Ryken in Leonardtown, Md. for three seasons where as a junior he averaged 22.3 points per game, 2.3 assists, 3.1 rebounds, and 3.0 steals per contest... He led DMV Live in scoring during the summer of 2022 as he averaged 23.0 points, 3.1 assists, 5.6 rebounds, and 2.6 steals per game.

Personal: A native of Waldorf, Md., Ceaser was a three-star athlete from ESPN.com, where he was ranked 50th nationally at his position and the 10th best player in the state of Virginia when he began his prep career...Majoring in communications.

GAME-BY-GAME

Opponent	Date	GS	Min	FG-A	3FG-A	FT-A	Reb		PF	A	TO	BLK	STL	PTS
							O-D-T							
Va. Wesleyan	11/6		12	2-5	0-0	0-1	1-3-4	0	2	0	0	1	4	
at Ball State	11/11		5	1-2	0-0	0-0	0-1-1	0	0	0	0	0	2	
at Arkansas	11/13		15	8-12	2-3	0-0	0-3-3	2	1	0	0	0	18	
Princeton	11/22		10	1-4	0-0	4-4	1-0-1	2	2	2	0	0	6	
Drexel	11/26		8	1-4	0-1	0-0	0-0-0	3	0	1	0	0	2	

SUPERLATIVES

Season Highs

Points	18	at Arkansas	11.13.23
Rebounds	4	Va. Wesleyan	11.6.23
FG Made	8	at Arkansas	11.13.23
FG Attempted	12	at Arkansas	11.13.23
3FG Made	2	at Arkansas	11.13.23
3FG Attempted	3	at Arkansas	11.13.23
FT Made	4	Princeton	11.22.23
FT Attempted	4	Princeton	11.22.23
Assists	2(2x)	last v. Princeton	11.22.23
Blocks			
Steals	1	Va. Wesleyan	11.6.23

Career Highs

Points	25	SUNY Canton	12.21.22
Rebounds	4(2x)	last v. Va. Wes.	11.6.23
FG Made	11	SUNY Canton	12.21.22
FG Attempted	14	SUNY Canton	12.21.22
3FG Made	3	St. John Fisher	12.6.22
3FG Attempted	6	St. John Fisher	12.6.22
FT Made	4(2x)	last v. Princeton	11.22.23
FT Attempted	5	Tulane	12.10.22
Assists	3	SUNY Canton	12.21.22
Blocks			
Steals	4(2x)	last v. SUNY Canton	

CAREER STATS

Year	GP	GS	Min	Avg	Total			3-Point			FT	FTA	Pct	Rebounds				PF	FO	Ast	TO	Blk	Stl	Pts	Avg
					FG	FGA	Pct	FG	FGA	Pct				Off	Def	Tot	Avg								
2022-23	19	0	127	6.7	39	86	.453	8	27	.296	9	15	.600	7	12	19	1.0	7	0	8	8	0	10	95	5.0
2023-24	5	0	51	10.1	13	27	.481	2	4	.500	4	5	.800	2	7	9	1.8	7	0	5	3	0	1	32	6.4
TOTALS	24	0	178	7.4	52	113	.460	10	31	.323	13	20	.650	9	19	28	1.2	14	0	13	11	0	11	127	5.3



#15 R.J. BLAKNEY

Guard / 6-6 / 205 / Junior
Baltimore, Md. / Dayton

2022-23: Appeared in 30 games and started 20 of those ... Averaged 6.1 points, 2.5 rebounds, and 1.2 assists, while adding 15 blocks and 21 steals on the season ... Scored a season-high 19 points in a win against Saint Joseph's.

2021-22: One of two Flyers to start in all 35 games, averaging 22.3 minutes a contest ... Averaged 6.5 points, 3.5 rebounds and 1.0 assists, while adding 22 steals and eight blocks ... Made 31 three's shooting 35% from beyond the arc ... Scored 19 points and was 5-for-5 from deep in win over Va Tech ... Scored at least eight points in six of the last eight games of 2021-22 ... Won award as team's top defender.

2020-21: Blakney saw action in 17 games (three starts) and averaged 4.8 points and 2.4 rebounds a game, while shooting (.554 (31-56) from the field and .833 (10-12) from the line ... He saw the court for 29 minutes against Mississippi State (9 of the 10 in OT), and sent the game into its second extra frame with a three-pointer with 16.1 seconds left.

HIGH SCHOOL: At Loomis Chaffee School he averaged 20.3 points, 6.4 rebounds, 2.1 assists and 1.3 steals per game ... Named New England Preparatory School Athletic Council Class A Co-Player of the Year as he led his team to the NEPSAC Class A Founders League championship with a 21-6 record and was named the NEPSAC tournament MVP.

At St. Maria Goretti High School he averaged 16.4 points, 5.9 rebounds and 1.7 steals as a senior, while leading his team to 30 wins ... Scored over 1,800 points in his high school career, ranking second in St. Maria Goretti history earning Second Team All-Maryland, First Team All-Baltimore Catholic League as a senior, second team as a junior ... Washington County Player of the Year in 2019 ... Four-year varsity player for a Goretti squad tied for first in the BCL in his junior and senior seasons.

PERSONAL: Son of Dafne Lee ... His mom scored 992 points at Maryland and played professionally for six-and-a-half years in Europe ... While at Maryland, she was part of four teams that reached at least the NCAA Sweet Sixteen (Final Four in 1989), won ACC regular season and tournament championships and was ranked No. 1 in the AP poll during her senior season ... Played AAU with Team Durant, Team Melo, Baltimore Basketball Club, Team Thrill...majoring in leadership.

GAME-BY-GAME

Opponent	Date	GS	Min	FG-A	3FG-A	FT-A	Reb		PF	A	TO	BLK	STL	PTS
							O-D	T						
Va. Wesleyan	11/6		16	2-3	1-1	1-5	0-4	4	1	0	3	0	0	6
at Ball State	11/11		18	3-6	0-0	0-0	2-3	5	2	0	1	1	0	6
at Arkansas	11/13		23	5-6	3-4	1-1	0-4	4	2	1	0	1	0	14
Princeton	11/22		16	2-5	1-2	0-0	2-0	2	2	0	0	0	1	5
Drexel	11/26		4	0-0	0-0	0-0	0-0	0	1	1	0	0	1	0

SUPERLATIVES

Season Highs

Points	14	at Arkansas	11.13.23
Rebounds	5	at Ball St.	11.11.23
FG Made	5	at Arkansas	11.13.23
FG Attempted	6	at Arkansas	11.13.23
3FG Made	3	at Arkansas	11.13.23
3FG Attempted	4	at Arkansas	11.13.23
FT Made	1(2x)	last at Ark.	11.13.23
FT Attempted	5	Va. Wesleyan	11.6.23
Assists	1(2x)	last v. Drexel	11.26.23
Blocks	1(2x)	last at Ark.	11.13.23
Steals	1(2x)	last v. Drexel	11.26.23

Career Highs

Points	19(2x)	last v. St. Joseph	1.4.23
Rebounds	9	UMass Lowell	11.13.21
FG Made	7(3x)	last v. St. Joseph	1.4.23
FG Attempted	11(2x)	last v. Duquesne	12.28.22
3FG Made	5	Va. Tech	12.12.21
3FG Attempted	6	Saint Joseph's	1.4.23
FT Made	5	5 times	
FT Attempted	10	VCU	1.5.22
Assists	5	Alcorn	12.20.22
Blocks	2	4 times	
Steals	3	4 times	

CAREER STATS

Year	GP	GS	Min	Avg	Total			3-Point			Rebounds				PF	FO	Ast	TO	Blk	Stl	Pts	Avg			
					FG	FGA	Pct	FG	FGA	Pct	Off	Def	Tot	Avg											
2020-21	17	3	237	14.0	31	56	.554	9	25	.360	10	12	833	14	26	40	2.4	32	0	7	10	4	8	81	4.8
2021-22	35	35	779	22.2	77	172	.448	31	88	.352	42	59	.712	39	84	123	3.5	52	0	34	33	8	22	227	6.5
2022-23	30	20	715	23.8	62	141	.440	16	66	.242	42	58	.724	23	52	75	2.5	49	3	36	35	15	21	182	6.1
2023-24	5	0	77	15.5	12	20	.600	5	7	.714	2	6	.333	4	11	15	3.0	8	0	2	4	2	31	6.2	
TOTAL	87	58	1808	20.8	182	389	.468	61	186	.328	96	135	.711	80	173	253	2.9	141	3	79	82	29	53	521	6.0



#21 LEEROY ODIAHI

Center / 6-11 / 215 / Junior
Tralee, Ireland / Indian Hills CC (IA)

2022-23 Appeared in 28 games, making two starts for the Warriors... Averaged 1.7 points per game while shooting 54.3 percent from the floor... Grabbed 64 rebounds on the year and blocked 18 shots... Scored career-high nine points on 4-4 shooting at Missouri State West Plains (2/6)... Named to the 2023 Spring ICCAC All-Academic Second-Team (3.0-3.49 GPA)... Named to the 2022 Fall ICCAC All-Academic Second-Team (3.0-3.49 GPA)... Member of the NJCAA Academic Team of the Year

2021-22 Appeared in 23 games for the Warriors, making one start as a true freshman... Shot 51.5 percent from the floor while grabbing 2.2 rebounds per game... Scored season-high eight points on 3-5 shooting in a 92-58 win over Northeast... Played season-high 19 minutes in a 68-56 win over New Mexico in the Fiesta Bowl Shootout on 12/27... Grabbed a season-high eight rebounds in 15 minutes of action in a 106-73 victory over North Central Missouri... Named to the 2021 Fall ICCAC All-Academic Second-Team (3.0-3.5 GPA)... Member of the NJCAA Academic Team of the Year

HIGH SCHOOL: Attended George Harris Preparatory Academy in Mississauga, Ontario... Played basketball for head coach Deshawn Montaque... Previously attended Mercy Mounthawk in Tralee, Ireland... Played basketball for head coach John Dowling... Led team to the All-Ireland National Championship... Competed at the European Championships for Team Ireland

Personal: Born January 18, 2002 in Tralee, Ireland... Son of Hamsetu and Benjamin Odiahi... Two siblings Osaz and Bethany...Majoring in criminal justice.

GAME-BY-GAME

Opponent	Date	GS	Min	FG-A	3FG-A	FT-A	Reb		PF	A	TO	BLK	STL	PTS
							O-D	T						
Va. Wesleyan	11/6		10	1-4	0-0	0-0	2-2	4	2	0	1	2	0	2
at Ball State	11/11		12	1-1	0-0	0-0	2-1	3	0	0	1	0	0	2
at Arkansas	11/13		19	1-1	0-0	0-0	3-1	4	4	0	1	0	0	2
Princeton	11/22	DNP												
Drexel	11/26		2	0-0	0-0	0-0	0-0	0	0	0	0	0	0	0

SUPERLATIVES

Season Highs

Points	2(3x)	last at Ark.	11.13.23
Rebounds	4(2x)	last at Ark.	11.13.23
FG Made	1(3x)	last at Ark.	11.13.23
FG Attempted	4	Va. Wesleyan	11.6.23
3FG Made			
3FG Attempted			
FT Made			
FT Attempted			
Assists			
Blocks	2	Va. Wesleyan	11.6.23
Steals			

CAREER STATS

Year	GP	GS	Min	Avg	Total			3-Point			FT			Rebounds				PF	FO	Ast	TO	Blk	Stl	Pts	Avg
					FG	FGA	Pct	FG	FGA	Pct	FT	FTA	Pct	Off	Def	Tot	Avg								
2023-24	4	0	42	10.5	3	6	.500	0	0	.000	0	0	.000	7	4	11	2.8	6	0	0	3	2	0	6	1.5



#23 DERICKO WILLIAMS

Forward / 6-7 / 220 / Senior

Kinston, N.C. / Winston Salem Preparatory Academy / Tallahassee CC

2022-23: Played in and started all 31 games ... Scored 11 points against Virginia Wesleyan and against William & Mary ... Blocked season-high five shots also against Tribe ... Hauled in season best 10 rebounds against East Carolina with 12 games of seven or more rebounds ... Had season high 12 points with five rebounds in big road win at App State (2/18) ... Had 14 games of eight or more points ... Ended the year averaging 6.0 points and 5.8 rebounds per game ... Had a team best 26 blocked shots.

2021-22: Williams finished the year at Tallahassee CC as the Eagles' leading scorer averaging 11.4 points and a team best 7.7 rebounds per game ... He shot 53.8% from the field, good for second in the Panhandle Conference and fifth in Region VIII ... A defensive menace in the paint, Williams averaged 1.5 blocks per game, also the fifth highest in Region VIII. Williams scored a season high 23 points twice and was named First Team All-Panhandle Conference in 2021-22.

2020-21: Saw action in 18 games recording season highs of six points twice and four rebounds on three occasions.

PREP: He attending Winston Salem Prep as a senior and York Prep for his junior year where he averaged a double-double ... Williams was the 10th-ranked player in North Carolina out of high school.

Personal: Majoring in leadership.

GAME-BY-GAME

Opponent	Date	GS	Min	FG-A	3FG-A	FT-A	O-D-T	PF	A	TO	BLK	STL	PTS
Va. Wesleyan	11/6	*	15	1-5	0-0	2-4	3-5-8	1	0	0	1	0	4
at Ball State	11/11	DNP											
at Arkansas	11/13	DNP											
Princeton	11/22		21	0-5	0-0	0-1	2-3-5	2	0	1	2	0	0
Drexel	11/26		9	0-1	0-0	0-0	0-0-0	3	0	0	0	0	0

SUPERLATIVES

Season Highs

Points	4	Va. Wesleyan	11.6.23
Rebounds	8	Va. Wesleyan	11.6.23
FG Made	1	Va. Wesleyan	11.6.23
FG Attempted	5(2x)	last v. Princeton	11.22.23
3FG Made			
3FG Attempted			
FT Made	2	Va. Wesleyan	11.6.23
FT Attempted	8	Southern Miss	2.22.23
Assists	4	So. Miss.	2.22.23
Blocks	5	W&M	12.7.22
Steals	3	App. State	1.21.23

Career Highs

Points	12	at App. State	2.18.23
Rebounds	11	Southern Miss	2.22.23
FG Made	4(4x)	last v. App. St.	2.18.23
FG Attempted	10	Va. Wesleyan	11.14.22
3FG Made			
3FG Attempted			
FT Made	5	Southern Miss	2.22.23
FT Attempted	8	Southern Miss	2.22.23
Assists	4	So. Miss.	2.22.23
Blocks	5	W&M	12.7.22
Steals	3	App. State	1.21.23

CAREER STATS

Year	GP	GS	Min	Avg	Total			3-Point			Rebounds				PF	FO	Ast	TO	Blk	Stl	Pts	Avg			
					FG	FGA	Pct	FG	FGA	Pct	Off	Def	Tot	Avg											
2022-23	31	31	640	20.7	65	158	.411	0	0	.000	56	85	.659	71	108	179	5.8	94	3	14	43	26	18	186	6.0
2023-24	3	1	45	15.2	1	11	.091	0	0	.000	2	5	.400	5	8	13	4.3	6	0	0	1	3	0	4	1.3
TOTAL	34	32	686	20.2	66	169	.391	0	0	.000	58	90	.644	76	116	192	5.6	100	3	14	44	29	18	190	5.6



#30 COOPER JONES

Guard / 6-1 / 165 / Sophomore
Williamsburg, Va. / Walsingham Academy

2022-23: Saw action in three games against UMES, East Carolina and Texas State ... Hauled in one rebound in debut against UMES.

PREP: Attended Walsingham Academy where he earned First Team All-Tidewater Conference of Independent Schools and Second Team All-State honors and ended his career scoring over 1,000 points. ... He averaged nearly 22 points per game as a senior. ... Jones also was in the National Honor Society and Phi Eta Sigma National Honor Society.

PERSONAL: Son of Kevin and Charlotte Jones. ... Has two sisters – Piper and Parker. ... Majoring in business with the hope to get into real estate.

GAME-BY-GAME

Opponent	Date	GS	Min	FG-A	3FG-A	FT-A	Reb		PF	A	TO	BLK	STL	PTS
							O-D-T							
Va. Wesleyan	11/6		1	0-0	0-0	0-0	0-0-0	0	0	0	0	0	0	0
at Ball State	11/11	DNP												
at Arkansas	11/13	DNP												
Princeton	11/22		1	0-0	0-0	0-0	0-0-0	0	0	0	0	0	0	0
Drexel	11/26	DNP												

SUPERLATIVES

Season Highs

Points
Rebounds
FG Made
FG Attempted
3FG Made
3FG Attempted
FT Made
FT Attempted
Assists
Blocks
Steals

Career Highs

Points
Rebounds 1 UMES 11.7.22
FG Made
FG Attempted
3FG Made
3FG Attempted
FT Made
FT Attempted
Assists
Blocks
Steals

CAREER STATS

Year	GP	GS	Min	Avg	Total			3-Point			Rebounds			PF	FO	Ast	TO	Blk	Stl	Pts	Avg		
					FG	FGA	Pct	FG	FGA	Pct	FT	FTA	Pct									Off	Def
2022-23	3	0	3	1.0	0	0	.000	0	0	.000	0	0	.000	0	1	1	0.3	0	0	0	0	0	0.0
2023-24	2	0	2	1.0	0	0	.000	0	0	.000	0	0	.000	0	0	0	0.0	0	0	0	0	0	0.0
TOTALS	5	0	5	1.0	0	0	.000	0	0	.000	0	0	.000	0	1	1	0.2	0	0	0	0	0	0.0



#55 BRYCE BAKER

Guard / 6-5 / 190 / Sophomore
Mooreville, N.C. / Donda Academy

2022-23: Played in 27 games and started 10 as a freshman...Shown outside touch hitting a 3-pointer at College of Charleston in first extended action...Hit two 3-pointers in first minutes against W&M for then season high six points...Hauled in three rebounds and had first collegiate blocked shot at Troy...Had game winning free throws with 1.3 seconds left in his first collegiate start to defeat Coastal Carolina (1/28) scoring nine points and hauling in season high seven rebounds...Scored season high 12 points hitting season high four 3-pointers at JMU (2/18)...Averaged 2.9 points and 1.4 rebounds on the year.

PREP: Baker, who played AAU hoops for Team Charlotte, was named the Most Efficient Player on the Under Armour circuit in 2021 and was the highest rated isolation defender within the UA circuit. He shot 47.0% from three-point range, which was the highest percentage on the circuit. In 2020, Baker led Combine Academy to a state championship. In 2019, he helped lift Davidson Day High

GAME-BY-GAME

Opponent	Date	GS	Min	FG-A	3FG-A	FT-A	Reb		PF	A	TO	BLK	STL	PTS
							O-D-T							
Va. Wesleyan	11/6	*	28	3-5	2-4	4-4	2-2-4	0	2	1	0	1	12	
at Ball State	11/11	*	23	1-4	0-3	0-2	0-2-2	2	1	2	0	1	2	
at Arkansas	11/13		19	2-5	2-4	0-0	0-1-1	1	3	1	0	0	6	
Princeton	11/22	*	32	4-10	3-6	0-0	2-1-3	0	0	0	0	1	11	
Drexel	11/26		14	0-1	0-1	0-0	0-1-1	0	0	1	0	0	0	

SUPERLATIVES

Season Highs

Points	12	Va. Wesleyan	11.6.23
Rebounds	4	Va. Wesleyan	11.6.23
FG Made	4	Princeton	11.22.23
FG Attempted	10	Princeton	11.22.23
3FG Made	3	Princeton	11.22.23
3FG Attempted	6	Princeton	11.22.23
FT Made	4	Va. Wesleyan	11.6.23
FT Attempted	4	Va. Wesleyan	11.6.23
Assists	3	at Arkansas	11.13.23
Blocks			
Steals	1(3x)	last Princeton	11.22.23

Career Highs

Points	12(2x)	last v. Va. Wes.	11.6.23
Rebounds	7	at Coastal Carolina	1.28.23
FG Made	4	at JMU	2.16.23
FG Attempted	10	at Coastal Carolina	1.28.23
3FG Made	4	at JMU	2.16.23
3FG Attempted	9	at Coastal Carolina	1.28.23
FT Made	3	at Coastal Carolina	1.28.23
FT Attempted	5	at Coastal Carolina	1.28.23
Assists	1(5x)	last v. Texas St.	3.2.23
Blocks	1(3x)	last at App. St.	2.18.23
Steals	3	at Marshall	1.14.23

CAREER STATS

Year	GP	GS	Min	Avg	Total			3-Point			Rebounds			PF	FO	Ast	TO	Blk	Stl	Pts	Avg				
					FG	FGA	Pct	FG	FGA	Pct	Off	Def	Tot									Avg			
2022-23	27	10	323	12.0	26	74	.351	21	63	.333	4	9	.444	13	26	39	1.4	20	0	6	6	3	10	77	2.9
2023-24	5	3	115	23.1	10	25	.400	7	18	.389	4	6	.667	4	7	11	2.2	3	0	6	5	0	3	31	6.2
TOTALS	32	13	438	13.7	36	99	.364	28	81	.346	8	15	.533	17	33	50	1.6	23	0	12	11	3	13	108	3.4



Officials: Garrick Shannon, Damon Williams, Dan Powers

Drexel - 61

Record: 3-3

NO.	Name	Min	FG			3P	FT	Rebounds			Fouls		TP	AS	TO	ST	Blocks		+/-	Shooting By Period	
			M-A	M-A	M-A			OR	DR	TOT	PF	FD					BS	BA		1 st	2 nd
22	Aman Williams	F 32:27	5-13	0-1	9-10	4	0	4	1	5	19	1	6	1	6	2	0		1 st	FG% 6-25 32.0%	
1	Lamar Odem, Jr.	G 33:39	3-9	1-6	4-4	1	8	9	3	2	11	2	2	0	0	0	12		3 rd	FG% 1-10 10.0%	
11	Justin Moore	G 34:52	2-6	0-1	1-2	1	5	6	3	3	5	3	5	1	0	1	4		FT%	8-12 66.7%	
14	Luke House	G 19:06	3-7	1-5	0-0	1	1	2	3	0	7	0	2	0	0	1	-2		2 nd	FG% 8-20 40.0%	
23	Yame Butler	G 21:18	0-3	0-1	4-4	1	2	3	2	3	4	0	0	0	0	0	-5		3 rd	FG% 1-7 14.3%	
2	Lucas Monroe	08:38	2-3	0-0	0-0	1	4	5	0	1	4	0	0	0	0	0	3		FT%	12-14 85.7%	
5	Kobe MaGee	22:40	1-4	1-4	2-2	1	5	6	0	2	5	0	1	0	1	0	-1		OT	FG% 2-9 22.2%	
13	Garfield Turner	12:37	2-4	0-0	1-4	4	1	5	3	3	5	1	1	1	0	0	-6		3 rd	FG% 1-4 25.0%	
21	Mate Okros	22:25	0-2	0-2	0-0	1	3	4	0	0	0	1	0	1	0	0	-2		FT%	2-4 50%	
3	Jamie Bergens	13:55	0-3	0-1	1-2	0	0	0	3	2	1	0	0	1	0	0	-16		GM	FG% 18-54 33.3%	
15	Cole Hargrove	03:23	0-0	0-0	0-2	0	1	1	0	1	0	0	0	0	0	0	2		3 rd	FG% 3-21 14.3%	
Team																			FT%	22-30 73.3%	
Totals			18-54	3-21	22-30	15	33	48	18	22	61	8	18	5	7	4	-7			Dead Ball Rebounds: 4, 0	

Technical Fouls: NONE

Old Dominion - 68

Record: 2-3
















NO.	Name	Min	FG			3P	FT	Rebounds			Fouls		TP	AS	TO	ST	Blocks		+/-	Shooting By Period	
			M-A	M-A	M-A			OR	DR	TOT	PF	FD					BS	BA		1 st	2 nd
11	Dani Pounds	F 33:55	2-4	0-0	0-0	1	6	7	3	2	4	2	1	1	2	0	7		1 st	FG% 9-30 30.0%	
0	Vasean Allette	G 36:32	6-14	1-3	2-4	2	3	5	0	3	15	1	2	2	0	2	16		3 rd	FG% 0-7 0.0%	
1	Jason Wade	G 28:58	0-0	0-0	0-0	0	3	3	4	0	0	3	1	3	0	0	-6		FT%	3-4 75%	
2	Chaunce Jenkins	G 30:15	5-12	1-2	7-8	0	2	2	4	7	18	4	1	1	0	3	13		2 nd	FG% 13-28 46.4%	
10	Tyrone Williams	G 37:14	8-22	1-6	4-5	4	8	12	2	5	21	2	1	4	2	2	16		3 rd	FG% 2-5 40.0%	
23	Dericko Williams	09:19	0-1	0-0	0-0	0	0	0	3	0	0	0	0	0	0	0	0		FT%	5-7 71.4%	
15	R.J. Blakney	03:56	0-0	0-0	0-0	0	0	0	1	0	0	1	0	1	0	0	-3		OT	FG% 3-6 50.0%	
55	Bryce Baker	13:45	0-1	0-1	0-0	0	1	1	0	0	0	0	1	0	0	0	-2		3 rd	FG% 1-2 50.0%	
13	Devin Ceaser	08:07	1-4	0-1	0-0	3	0	0	3	0	2	0	1	0	0	0	-4		FT%	7-8 87.5%	
3	Imo Essien	21:29	3-6	0-1	2-2	0	2	2	2	1	8	1	1	1	0	0	0		GM	FG% 25-64 39.1%	
21	Leeroy Odiah	01:30	0-0	0-0	0-0	0	0	0	0	0	0	0	0	0	0	0	-2		3 rd	FG% 3-14 21.4%	
Team																			FT%	15-19 78.9%	
Totals			25-64	3-14	15-19	10	25	35	22	18	68	14	9	13	4	7	7			Dead Ball Rebounds: 0, 0	

Technical Fouls: NONE

	DRX		ODU		Points from Turnovers	DRX	ODU	Period by Period Scoring												
	1 st	2 nd	3 rd	4 th				TOT	1 st	2 nd	OT1	TOT								
Biggest lead	8 (1 st 7:34)	7 (1 st OT 0:02)			10	20														
Best Scoring Run	9 (2 nd 19:14)	10 (1 st 4:25)			28	36														
Lead Changes	7				14	12														
Times Tied	7				9	16														
Time with Lead	24:15	14:15			15	10														



2023-24 OLD DOMINION MEN'S BASKETBALL TV ID CHART

0		Vah-sean ALL-ette Guard 6'3 Freshman Toronto, Ontario, Canada	23-24 MIN 27.0 FG .431 PTS 10.6 3FG .286 FT .417 Season High: PTS: 15 AST: 5 REB: 6 STL: 3 FGM: 6 BLK: 0 3FG: 1 FT: 2	Last Game: 15 pts, 5 reb Notes: • Twin brother Yamari also member of team • Matched season high with 15 pts vs. Drexel
1		Jason Wade Guard 6'4 Senior Richmond, Va. (Trinity Episcopal HS)	23-24 MIN 22.6 FG .250 PTS 1.2 3FG .000 FT 1.000 Career 18.4 4.91 4.8 .293 .568 Career High: PTS: 23 AST: 5 REB: 10 STL: 6 FGM: 10 BLK: 2 3FG: 1 FT: 6	Last Game: 3 reb, 3 stl, 3 ast Notes: • Out 2020-22 seasons with ACL then Achilles injuries
2		CHAWN-cee Jenkins Guard 6'4 Junior Newport News, Va. (Wichita State)	23-24 MIN 32.0 FG .452 PTS 17.4 3FG .500 FT .800 Career 21.8 4.43 9.2 .356 .744 Career High: PTS: 24 AST: 7 REB: 9 STL: 3 FGM: 10 BLK: 3 3FG: 3 FT: 7	Last Game: 18 pts, 4 ast Notes: • Scored 15 of his 21 points in the second half at Arkansas • Scored 500th career point at Ball State
3		E-moe S-E-IN Guard 5'11 Junior Wylie, Texas (Bishop Lynch HS)	23-24 MIN 15.2 FG .357 PTS 3.4 3FG .200 FT 1.000 Career 15.7 .384 3.0 .333 .771 Career High: PTS: 13 AST: 5 REB: 8 STL: 2 FGM: 5 BLK: 0 3FG: 2 FT: 4	Last Game: 8 pts, 2 reb Notes: • Season high 8 pts vs. Drexel • 3 assists in season opener vs. Va. Wesleyan
4		Yah-Mar-e ALL-ette Guard 6'3 Freshman Toronto, Ontario, Canada	23-24 MIN FG PTS 3FG FT Career High: PTS: AST: REB: STL: FGM: BLK: 3FG: FT:	Last Game: DNP Notes:
10		Tyrone Williams Guard 6'5 Senior Philadelphia, Pa. (Oregon)	23-24 MIN 27.3 FG .404 PTS 13.8 3FG .214 FT .833 Season High: PTS: 21 AST: 2 REB: 12 STL: 4 FGM: 8 BLK: 2 3FG: 1 FT: 4	Last Game: 21 pts, 12 reb Notes: • Transfer from Oregon • Season highs 21 pts, 12 reb, 4 stl v. Drexel
11		Dani (Danny) Pounds Forward 6'7 Freshman Atlanta, Ga.	23-24 MIN 19.7 FG .471 PTS 3.6 3FG .000 FT 1.000 Season High: PTS: 6 AST: 0 REB: 7 STL: 2 FGM: 3 BLK: 2 3FG: 0 FT: 2	Last Game: 4 pts, 7 reb, 2 blk Notes: • Had five rebounds in college debut • First collegiate start - 6 pts v. Ball State; followed with 4 pts, 7 reb at #14 Arkansas
13		Devin Ceaser Guard 6'0 Sophomore Waldorf, Md.	23-24 MIN 10.1 FG .481 PTS 6.4 3FG .500 FT .800 Season High: PTS: 18 AST: 2 REB: 4 STL: 1 FGM: 8 BLK: 0 3FG: 2 FT: 0	Last Game: 2 pts Notes: • Transfer from Buffalo • 18 pts in 15 minutes at #14 Arkansas
15		R.J. Blakney Guard 6'6 Junior Baltimore, Md.	23-24 MIN 15.5 FG .600 PTS 6.2 3FG .714 FT .333 Season High: PTS: 14 AST: 1 REB: 5 STL: 0 FGM: 5 BLK: 1 3FG: 3 FT: 1	Last Game: 0 pts Notes: • Transfer from Dayton • 14 pts in 22 min going 5-of-6 fg/3-of-4 3's at #14 Ark.
21		Lee-Roy O-d-ah-hee Center 6'11 Junior Tralee, Ireland	23-24 MIN 10.5 FG .500 PTS 1.5 3FG .000 FT .000 Season High: PTS: 2 AST: 0 REB: 4 STL: 0 FGM: 1 BLK: 2 3FG: 0 FT: 0	Last Game: 0 pts Notes: • Transfer from Indian Hills CC • 2 pts, 4 reb, 2 blk in ODU debut
23		Dur-REE-co Williams Forward 6'7 Senior Kinston, N.C. (Tallahassee CC)	23-24 MIN 15.2 FG .091 PTS 1.3 REB 4.3 FT .400 Career 20.2 .391 5.6 .644 Career High: PTS: 12 AST: 3 REB: 11 STL: 3 FGM: 4 BLK: 5 3FG: - FT: 5	Last Game: 0 pts Notes: • Transfer from Tallahassee CC • 8 rebounds in 15 minutes in season opener
30		Cooper Jones Guard 6'1 Sophomore Williamsburg, Va. (Walsingham Acad.)	23-24 MIN 1.1 FG .000 PTS .000 3FG .000 FT .000 Career 0.8 .000 0.0 .000 .000 Career High: PTS: - AST: - REB: 1 STL: - FGM: - BLK: - 3FG: - FT: -	Last Game: DNP Notes: • Seen action against UMES and East Carolina • Had one rebound in 2022-23 opener vs UMES
34		Sam Hood Forward 6'9 Junior Raleigh, N.C.	23-24 MIN FG PTS 3FG FT Career High: PTS: AST: REB: STL: FGM: BLK: 3FG: FT:	Last Game: injured - out 23-24 Notes: • Transfer from Brunswick CC
35		Jaylen Jenkins Guard 5'9 Freshman Hampton, Va. (Hampton HS)	23-24 MIN 1.0 FG .000 PTS .000 3FG .000 FT .000 Career High: PTS: AST: REB: STL: FGM: BLK: 3FG: FT:	Last Game: DNP Notes: • From Hampton HS
55		Bryce Baker Guard 6'5 Sophomore Mooresville, N.C. (Donda Academy)	23-24 MIN 23.1 FG .400 PTS 6.2 3FG .389 FT .667 Career 13.7 .364 3.4 .346 .533 Career High: PTS: 12 AST: 2 REB: 7 STL: 3 FGM: 2 BLK: 1 3FG: 4 FT: 4	Last Game: 0 pts, 1 reb Notes: • Matched career highs in pts, FTM, assists v. WVU • 6 pts on 2 3's at #14 Arkansas



Jeff Jones
Head Coach
11th Season at ODU



Chris Kovensky
Assistant Coach
5th Season



Jamal Robinson
Assistant Coach
2nd Season



Jordan Brooks
Assistant Coach
1st Season



Kieran Donohue
Special Ass't to HC
10th Season



Drew Lakey
Assistant Coach
1st Season



2023-24 Old Dominion Men's Basketball Combined Team Statistics All games

Game Records

Record	Overall	Home	Away	Neutral
ALL GAMES	2-3	2-1	0-2	0-0
CONFERENCE	0-0	0-0	0-0	0-0
NON-CONFERENCE	2-3	2-1	0-2	0-0

Score by Periods

Team	1st	2nd	OT	TOT
Old Dominion	158	168	14	340
Opponents	163	183	7	353

Team Box Score

No.	Player				Total		3-Point		F-Throw		Rebounds								PTS	AVG		
		GP-GS	MIN	AVG	FG-FGA	FG%	3FG-3FGA	3FG%	FT-FTA	FT%	OFF	DEF	TOT	AVG	PF	DQ	A	TO			BLK	STL
2	JENKINS, Chaunce	5-5	159:53	32.0	33-73	.452	9-18	.500	12-15	.800	3	22	25	5.0	13	0	12	14	1	3	87	17.4
10	WILLIAMS, Tyrone	4-2	109:18	27.3	21-52	.404	3-14	.214	10-12	.833	9	23	32	8.0	7	0	4	4	2	8	55	13.8
0	ALLETTE, Vasean	5-5	134:50	27.0	22-51	.431	4-14	.286	5-12	.417	3	19	22	4.4	7	0	12	12	0	9	53	10.6
13	CEASER, Devin	5-0	50:32	10.1	13-27	.481	2-4	.500	4-5	.800	2	7	9	1.8	7	0	5	3	0	1	32	6.4
15	BLAKNEY, R.J.	5-0	77:24	15.5	12-20	.600	5-7	.714	2-6	.333	4	11	15	3.0	8	0	2	4	2	2	31	6.2
55	BAKER, Bryce	5-3	115:20	23.1	10-25	.400	7-18	.389	4-6	.667	4	7	11	2.2	3	0	6	5	0	3	31	6.2
11	POUNDS, Dani	5-4	98:24	19.7	8-17	.471	0-0	.000	2-2	1.000	8	19	27	5.4	14	1	2	3	3	3	18	3.6
3	ESSIEN, Imo	5-0	76:02	15.2	5-14	.357	1-5	.200	6-6	1.000	0	4	4	0.8	6	0	5	5	0	3	17	3.4
21	ODIAHI, Leeroy	4-0	42:08	10.5	3-6	.500	0-0	.000	0-0	.000	7	4	11	2.8	6	0	0	3	2	0	6	1.5
23	WILLIAMS, Dericko	3-1	45:28	15.2	1-11	.091	0-0	.000	2-5	.400	5	8	13	4.3	6	0	0	1	3	0	4	1.3
1	WADE, Jason	5-5	112:48	22.6	2-8	.250	0-2	.000	2-2	1.000	3	7	10	2.0	17	0	6	5	2	7	6	1.2
30	JONES, Cooper	2-0	02:06	1.1	0-0	.000	0-0	.000	0-0	.000	0	0	0	0.0	0	0	0	0	0	0	0	0.0
35	JENKINS, Jaylen	1-0	00:46	0.8	0-0	.000	0-0	.000	0-0	.000	0	0	0	0.0	0	0	0	0	0	0	0	0.0
Team											5	6	11				2					
Total		5	1025		130-304	.428	31-82	.378	49-71	.690	53	137	190	38.0	94	1	54	61	15	39	340	68.0
Opponents		5	1025		116-282	.411	41-129	.318	80-119	.672	51	135	186	37.2	72	0	59	59	22	28	353	70.6

Team Statistics

	ODU	OPP
Scoring	340	353
Points per game	68.0	70.6
Scoring margin	-2.6	-
Field goals-att	130-304	116-282
Field goal pct	.428	.411
3 point fg-att	31-82	41-129
3-point FG pct	.378	.318
3-pt FG made per game	6.2	8.2
Free throws-att	49-71	80-119
Free throw pct	.690	.672
F-Throws made per game	9.8	16.0
Rebounds	190	186
Rebounds per game	38.0	37.2
Rebounding margin	+0.8	-
Assists	54	59
Assists per game	10.8	11.8
Turnovers	61	59
Turnovers per game	12.2	11.8
Turnover margin	-0.4	-
Assist/turnover ratio	0.9	1.0
Steals	39	28
Steals per game	7.8	5.6
Blocks	15	22
Blocks per game	3.0	4.4
Winning streak	1	-
Home win streak	1	-
Attendance	14260	22418
Home games-Avg/Game	3-4753	2-11209
Neutral site-Avg/Game	-	0-0

Team Results

Date	Opponent		Score	Att.
11/06/2023	Va. Wesleyan	W	71-57	5371
11/11/2023	at Ball St.	L	68-73	3218
11/13/2023	at Arkansas	L	77-86	19200
11/22/2023	Princeton	L	56-76	4651
11/26/2023	Drexel	Wot	68-61	4238



**2023-24 Old Dominion Men's Basketball
Team High/Low Analysis
All games**

Old Dominion - Game Highs

POINTS	77	at Arkansas (11/13/2023)
	71	Va. Wesleyan (11/06/2023)
	68	Drexel (11/26/2023)
	68	at Ball St. (11/11/2023)
	56	Princeton (11/22/2023)
FIELD GOALS MADE	31	at Arkansas (11/13/2023)
	29	at Ball St. (11/11/2023)
FIELD GOAL ATTEMPTS	71	at Arkansas (11/13/2023)
	64	Drexel (11/26/2023)
FIELD GOAL PERCENTAGE	.509 (29-57)	at Ball St. (11/11/2023)
	.439 (25-57)	Va. Wesleyan (11/06/2023)
3 PT FG MADE	11	at Arkansas (11/13/2023)
	9	Princeton (11/22/2023)
3 PT FG ATTEMPTS	24	at Arkansas (11/13/2023)
	18	Princeton (11/22/2023)
3 PT FG PERCENTAGE	.500 (9-18)	Princeton (11/22/2023)
	.458 (11-24)	at Arkansas (11/13/2023)
FREE THROWS MADE	17	Va. Wesleyan (11/06/2023)
	15	Drexel (11/26/2023)
FREE THROW ATTEMPTS	25	Va. Wesleyan (11/06/2023)
	19	Drexel (11/26/2023)
FREE THROW PERCENTAGE	.800 (4-5)	at Arkansas (11/13/2023)
	.789 (15-19)	Drexel (11/26/2023)
REBOUNDS	49	Va. Wesleyan (11/06/2023)
	39	at Arkansas (11/13/2023)
ASSISTS	14	Drexel (11/26/2023)
	14	at Arkansas (11/13/2023)
STEALS	13	Drexel (11/26/2023)
	9	at Ball St. (11/11/2023)
BLOCKED SHOTS	5	Va. Wesleyan (11/06/2023)
	4	Drexel (11/26/2023)
TURNOVERS	16	Va. Wesleyan (11/06/2023)
	15	at Ball St. (11/11/2023)
FOULS	22	Drexel (11/26/2023)
	22	at Arkansas (11/13/2023)



**2023-24 Old Dominion Men's Basketball
Team High/Low Analysis
All games**

Opponent - Game Highs

POINTS	86	at Arkansas (11/13/2023)
	76	Princeton (11/22/2023)
	73	at Ball St. (11/11/2023)
	61	Drexel (11/26/2023)
	57	Va. Wesleyan (11/06/2023)
FIELD GOALS MADE	30	at Arkansas (11/13/2023)
	26	Princeton (11/22/2023)
FIELD GOAL ATTEMPTS	61	Va. Wesleyan (11/06/2023)
	59	at Arkansas (11/13/2023)
FIELD GOAL PERCENTAGE	.508 (30-59)	at Arkansas (11/13/2023)
	.473 (26-55)	Princeton (11/22/2023)
3 PT FG MADE	13	Princeton (11/22/2023)
	10	at Ball St. (11/11/2023)
3 PT FG ATTEMPTS	33	Princeton (11/22/2023)
	31	at Ball St. (11/11/2023)
3 PT FG PERCENTAGE	.421 (8-19)	at Arkansas (11/13/2023)
	.394 (13-33)	Princeton (11/22/2023)
FREE THROWS MADE	22	Drexel (11/26/2023)
	21	at Ball St. (11/11/2023)
FREE THROW ATTEMPTS	30	Drexel (11/26/2023)
	30	at Ball St. (11/11/2023)
FREE THROW PERCENTAGE	.786 (11-14)	Princeton (11/22/2023)
	.733 (22-30)	Drexel (11/26/2023)
REBOUNDS	48	Drexel (11/26/2023)
	37	Princeton (11/22/2023)
ASSISTS	17	Princeton (11/22/2023)
	15	at Arkansas (11/13/2023)
STEALS	8	Va. Wesleyan (11/06/2023)
	7	Princeton (11/22/2023)
BLOCKED SHOTS	7	Drexel (11/26/2023)
	7	Va. Wesleyan (11/06/2023)
TURNOVERS	18	Drexel (11/26/2023)
	14	at Ball St. (11/11/2023)
	14	Va. Wesleyan (11/06/2023)
FOULS	18	Drexel (11/26/2023)
	18	Va. Wesleyan (11/06/2023)



**2023-24 Old Dominion Men's Basketball
Team High/Low Analysis
All games**

Old Dominion - Game Lows

POINTS	56	Princeton (11/22/2023)
	68	Drexel (11/26/2023)
	68	at Ball St. (11/11/2023)
	71	Va. Wesleyan (11/06/2023)
	77	at Arkansas (11/13/2023)
FIELD GOALS MADE	20	Princeton (11/22/2023)
	25	Drexel (11/26/2023)
	25	Va. Wesleyan (11/06/2023)
FIELD GOAL ATTEMPTS	55	Princeton (11/22/2023)
	57	at Ball St. (11/11/2023)
	57	Va. Wesleyan (11/06/2023)
FIELD GOAL PERCENTAGE	.364 (20-55)	Princeton (11/22/2023)
	.391 (25-64)	Drexel (11/26/2023)
3 PT FG MADE	3	Drexel (11/26/2023)
	4	at Ball St. (11/11/2023)
	4	Va. Wesleyan (11/06/2023)
3 PT FG ATTEMPTS	12	Va. Wesleyan (11/06/2023)
	14	Drexel (11/26/2023)
	14	at Ball St. (11/11/2023)
3 PT FG PERCENTAGE	.214 (3-14)	Drexel (11/26/2023)
	.286 (4-14)	at Ball St. (11/11/2023)
FREE THROWS MADE	4	at Arkansas (11/13/2023)
	6	at Ball St. (11/11/2023)
FREE THROW ATTEMPTS	5	at Arkansas (11/13/2023)
	11	Princeton (11/22/2023)
	11	at Ball St. (11/11/2023)
FREE THROW PERCENTAGE	.545 (6-11)	at Ball St. (11/11/2023)
	.636 (7-11)	Princeton (11/22/2023)
REBOUNDS	33	Princeton (11/22/2023)
	34	at Ball St. (11/11/2023)
ASSISTS	3	at Ball St. (11/11/2023)
	10	Princeton (11/22/2023)
STEALS	3	at Arkansas (11/13/2023)
	7	Princeton (11/22/2023)
	7	Va. Wesleyan (11/06/2023)
BLOCKED SHOTS	1	at Arkansas (11/13/2023)
	2	at Ball St. (11/11/2023)
TURNOVERS	9	Drexel (11/26/2023)
	10	at Arkansas (11/13/2023)
FOULS	14	Princeton (11/22/2023)
	16	Va. Wesleyan (11/06/2023)



**2023-24 Old Dominion Men's Basketball
Team High/Low Analysis
All games**

Opponent - Game Lows

POINTS	57		Va. Wesleyan (11/06/2023)
	61		Drexel (11/26/2023)
	73		at Ball St. (11/11/2023)
	76		Princeton (11/22/2023)
	86		at Arkansas (11/13/2023)
FIELD GOALS MADE	18		Drexel (11/26/2023)
	21		at Ball St. (11/11/2023)
	21		Va. Wesleyan (11/06/2023)
FIELD GOAL ATTEMPTS	53		at Ball St. (11/11/2023)
	54		Drexel (11/26/2023)
FIELD GOAL PERCENTAGE	.333	(18-54)	Drexel (11/26/2023)
	.344	(21-61)	Va. Wesleyan (11/06/2023)
3 PT FG MADE	3		Drexel (11/26/2023)
	7		Va. Wesleyan (11/06/2023)
3 PT FG ATTEMPTS	19		at Arkansas (11/13/2023)
	21		Drexel (11/26/2023)
3 PT FG PERCENTAGE	.143	(3-21)	Drexel (11/26/2023)
	.280	(7-25)	Va. Wesleyan (11/06/2023)
FREE THROWS MADE	8		Va. Wesleyan (11/06/2023)
	11		Princeton (11/22/2023)
FREE THROW ATTEMPTS	14		Princeton (11/22/2023)
	16		Va. Wesleyan (11/06/2023)
FREE THROW PERCENTAGE	.500	(8-16)	Va. Wesleyan (11/06/2023)
	.621	(18-29)	at Arkansas (11/13/2023)
REBOUNDS	33		at Ball St. (11/11/2023)
	33		Va. Wesleyan (11/06/2023)
ASSISTS	6		at Ball St. (11/11/2023)
	8		Drexel (11/26/2023)
STEALS	3		at Arkansas (11/13/2023)
	5		Drexel (11/26/2023)
	5		at Ball St. (11/11/2023)
BLOCKED SHOTS	0		Princeton (11/22/2023)
	2		at Ball St. (11/11/2023)
TURNOVERS	4		at Arkansas (11/13/2023)
	9		Princeton (11/22/2023)
FOULS	11		at Ball St. (11/11/2023)
	12		at Arkansas (11/13/2023)



2023-24 Old Dominion Men's Basketball
Points-rebounds-assists
All games

Opponent	Date	Score	0	1	2	3	10	11	13	15	21	23	30
			ALLETTE,VA	WADE,JASON	JENKINS,CH	ESSIEN,IMO	WILLIAMS,T	POUNDS,DAN	CEASER,DEV	BLAKNEY,R	ODIAHI,LEE	WILLIAMS,D	JONES,COOP
Va. Wesleyan	11/06/2023	71-57	4-6-2	2-2-2	16-3-1	4-0-3	15-6-1	2-5-0	4-4-2	6-4-0	2-4-0	4-8-0	0-0-0
at Ball St.	11/11/2023	68-73	15-3-2	4-2-0	20-6-0	0-0-0	11-10-0	6-2-0	2-1-0	6-5-0	2-3-0	DNP	DNP
at Arkansas	11/13/2023	77-86	4-4-5	0-2-0	21-7-3	0-0-0	8-4-1	4-7-0	18-3-1	14-4-1	2-4-0	DNP	DNP
Princeton	11/22/2023	56-76	15-4-2	0-1-1	12-7-4	5-2-1	DNP	2-6-0	6-1-2	5-2-0	DNP	0-5-0	0-0-0
Drexel	11/26/2023	68-61	15-5-1	0-3-3	18-2-4	8-2-1	21-12-2	4-7-2	2-0-0	0-0-1	0-0-0	0-0-0	DNP
Opponent	Date	Score	35	55	JENKINS,JA	BAKER,BRYC							
Va. Wesleyan	11/06/2023	71-57	0-0-0	12-4-2									
at Ball St.	11/11/2023	68-73	DNP	2-2-1									
at Arkansas	11/13/2023	77-86	DNP	6-1-3									
Princeton	11/22/2023	56-76	DNP	11-3-0									
Drexel	11/26/2023	68-61	DNP	0-1-0									



**2023-24 Old Dominion Men's Basketball
Opponents Game-by-Game
All games**

Opponent	Date	Score		Total		3-Pointers		Free throws		Rebounds										
				FG-FGA	PCT	3FG-3FGA	PCT	FT-FTA	PCT	OFF	DEF	TOT	AVG	PF	A	TO	BLK	STL	PTS	AVG
Va. Wesleyan	11/06/2023	71-57	W	21-61	.344	7-25	.280	8-16	.500	9	24	33	33.0	18	13	14	7	8	57	57.0
at Ball St.	11/11/2023	68-73	L	21-53	.396	10-31	.323	21-30	.700	11	22	33	33.0	11	6	14	2	5	73	65.0
at Arkansas	11/13/2023	77-86	L	30-59	.508	8-19	.421	18-29	.621	8	27	35	33.7	12	15	4	6	3	86	72.0
Princeton	11/22/2023	56-76	L	26-55	.473	13-33	.394	11-14	.786	8	29	37	34.5	13	17	9	0	7	76	73.0
Drexel	11/26/2023	68-61	Wot	18-54	.333	3-21	.143	22-30	.733	15	33	48	37.2	18	8	18	7	5	61	70.6
Total		353		116-282	.411	41-129	.318	80-119	.672	51	135	186	37.2	72	59	59	22	28	353	70.6
Old Dominion		340		130-304	.428	31-82	.378	49-71	.690	53	137	190	38.0	94	54	61	15	39	340	68.0

Opponents Averages

Games Played	Points/game	FG Pct	3FG Pct	FT Pct	Rebounds/game	Assists/game	Turnovers/game	Assist/Turnover ratio	Steals/game	Blocks/game
5	70.6	41.1	31.8	67.2	37.2	11.8	11.8	1.0	5.6	4.4