



# SOUTH ALABAMA JAGUARS

## 2022 FOOTBALL GAME NOTES

GAME

**12**

vs

**Old Dominion**

NOVEMBER 26, 2022

Hancock Whitney Stadium  
Mobile, Ala.  
Senior Day11 a.m.  
ESPN+  
Jaguar Sports Properties

### SERIES HISTORY

Overall	First Meeting
Current Streak	Never Met

### TELEVISION: ESPN+

Play-by Play	J.D. Byars
Analyst	Pat Greenwood

### RADIO: JAGUAR SPORTS PROPERTIES

Play-by Play	J.T. Crabtree
Analyst	Chris May
Sideline	Tommy Hicks
Studio Host	Charlie Harrison
Flagship Station	Sports Talk 99.5

### SOCIAL MEDIA: #LEO x #OurCity

Twitter	@SouthAlabama_FB
Facebook	SouthAlabamaFB
Instagram	@SouthAlabamaFB

### 2022 SCHEDULE / RESULTS

Date	Opponent	Site	Time/Result
9.3	Nicholls	Mobile, Ala.	W, 48-7
9.10	Central Michigan	Mt. Pleasant, Mich.	W, 38-24
9.17	UCLA	Los Angeles, Calif.	L, 31-32
9.24	Louisiana Tech	Mobile, Ala.	W, 38-14
Oct. 1	Louisiana*	Lafayette, La.	W, 20-17
Oct. 15	ULM*	Mobile, Ala.	W, 41-34
Oct. 20	Troy*	Mobile, Ala.	L, 6-10
Oct. 29	Arkansas State*	Jonesboro, Ark.	W, 31-3
Nov. 5	Georgia Southern*	Statesboro, Ga.	W, 38-31
Nov. 12	Texas State*	Mobile, Ala.	W, 38-21
Nov. 19	Southern Miss*	Hattiesburg, Miss.	W, 27-20
Nov. 26	Old Dominion*	Mobile, Ala.	11 a.m.
Dec. 3	SBC Championship	TBA	TBA

\* - Sun Belt Conference Game

All times listed are Central Standard Time and are subject to change  
All home games listed in bold.

### SOUTH ALABAMA

Record	9-2 Overall   6-1 Sun Belt
Rankings	AP: RV   USA Today Coaches: RV
Last Game	def. Southern Miss, 27-20 (11/19/22)
Streak	W4
Head Coach	Kane Wommack
Career Record	14-9 (2nd season)
Record at South Alabama	14-9 (2nd season)
Record vs. Old Dominion	0-0

### OLD DOMINION

Record	3-8 Overall   2-5 Sun Belt
Rankings	AP: NR   USA Today Coaches: NR
Last Game	lost to App State, 27-14 (11/19/22)
Streak	L5
Head Coach	Ricky Rahne
Career Record	9-14 (2nd season)
Record at Old Dominion	9-14 (2nd season)
Record vs. South Alabama	0-0

### TALE OF THE TAPE

#### SOUTH ALABAMA

32.4	Points/Game	19.5
19.4	Points Allowed/Game	26.6
160.6	Rush Yards/Game	92.2
265.5	Pass Yards/Game	243.8
426.1	Total Offense/Game	335.9
295.5	Total Defense/Game	446.6

#### OLD DOMINION

### SATURDAY STORYLINES



### WHAT HAS TO HAPPEN

As the regular season winds down this weekend, there is a lot on the line as teams play for bowl bids and positioning for championship games. South Alabama finds itself in the thick of the things as they are tied with Troy atop the West Division of the Sun Belt Conference, and need a win and some help to make the championship game due to their loss to the Trojans earlier this season.

The Jags need a win and a Troy loss to win the West Division, with the Trojans playing on the road at Arkansas State. The winner of the division moves on the championship game against Coastal Carolina with the site to be determined no later than Sunday mornng.



### SENIORS TO BE HONORED PREGAME

South Alabama will honor their Senior Class prior to the game that includes Zeke Chapman, A.J. DeShazor, Jr., James Jackson, CJ Thompson, Kent Foter, Victor McClinton, Jalen Wayne, Omni Wells, PJ Mixon, Terry Perry, Gi'Narious Johnson, Darrell Luter, Jr., and Jamar Richardson.



**collegepressbox**  
SINCE 2005 EVERYTHING BUT THE PREGAME MEAL

collegepressbox is the official media website for Division I football. Access and download game notes, quotes, statistics, media guides, headshots, logos and more for all FBS schools, conferences, postseason games, awards and the College Football Playoff. For access, please register for an account at collegepressbox.com/register.

# Last Time vs. Old Dominion

First Meeting

## JADEN VOISIN EARNS FIRST SUN BELT DEFENSIVE PLAYER OF THE WEEK

South Alabama defensive back Jaden Voisin was named the Sun Belt Conference Defensive Player of the Week following his performance in a 27-20 victory over Southern Miss. The sophomore safety finished with a career-high 17 tackles including six solo stops in the road win that kept South Alabama (9-2, 6-1 Sun Belt) in the race for the Sun Belt Conference West Division. He also finished with 11 assisted tackles, and 1.5 tackles for loss, and recorded an interception returning it 14 yards to start the second half for the Jags.

## RECORD SETTING DAY NETS WEBB BACK-TO-BACK POW AWARDS FROM SUN BELT

La'Damian Webb was named the Sun Belt Conference Offensive Player of the Week for the second consecutive week after his performance against Georgia Southern.

He dominated the second half while setting school records and career highs in rushing attempts and yards in a 38-31 come from behind victory on the road. The junior finished the night with a school record 247 yards rushing and tied a single-season mark with four touchdowns - both career highs - on a school-record 35 carries. Of the 247 yards, 179 of those came in the final two quarters, averaging 7.1 yards per carry and sealed the win by carrying the ball on 14 of South's final 16 plays before running out the clock. He helped lead a rushing attack that finished with 321 total yards on the ground - tying the seventh-best output in program history - and is the most on the ground since a 351-yard performance against Louisiana (11/16/19).

The four touchdowns by Webb give him 14 total touchdowns this season, including 13 on the ground, moving into first on the single-season list at South Alabama. Over the last two games, Webb has recorded 410 rushing yards and seven touchdowns in road wins for the Jags and has 896 for the season. He earned national recognition for his performance against Georgia Southern by earning a Helmet Sticker on ESPN's College Football Final.

## WEBB NAMED OFFENSIVE POW AFTER PERFORMANCE AT ARK STATE

South Alabama running back La'Damian Webb was named the

Sun Belt Conference Offensive Player of the Week following his performance in a 31-3 victory over Arkansas State on the road.

Webb rushed for a career-high 163 yards on 28 carries in the wind and rain in Jonesboro (Ark.), starting the game with a 69-yard run from scrimmage to set up his first touchdown of the day to give the Jags an early lead. He ended the contest with 11 straight carries and scoring the last of his three touchdowns, capping off an 11-play, 52-yard drive that ate up 7:16 in the final quarter.

He scored three touchdowns on the day, a new career high, including a pair of one yard runs and a three-yard run. He now has 10 touchdowns on the season, nine rushing and one receiving.

## SOUTH ALABAMA PLAYERS FROM THE MOBILE/BALDWIN COUNTY AREA

South Alabama has several players from the Mobile/Baldwin County area on the roster this year, including:

Keith Gallmon	Mobile Christian
Jalen Wayne	Spanish Fort
Caullin Lacy	Faith Academy
DJ Thomas Jones	Saraland
Jamall Hickbottom	Williamson
Braylon McReynolds	McGill-Toolen
Keyshawn Woodyard	UMS-Wright
Bryan Hill	McGill-Toolen
Cooper Wilson	Spanish Fort
Jason Brooks	Mobile Christian
Christopher Wallace, Jr.	Mary G. Montgomery
Josh Reynolds	Murphy
Blayne Myrick	Fairhope
Diego Guajardo	Spanish Fort
Brady Wiggins	Spanish Fort
Korian Wilson	McGill-Toolen
Brandon Lockett	Mary G. Montgomery
Quartez Jackson	Davidson
Nick Ruggs	McGill-Toolen
Tyler Jernigan	Baldwin County
Kole Payne	Theodore
Daniel Foster-Allen	St. Paul's

## STATISTICAL MATCHUP: SOUTH ALABAMA vs. OLD DOMINION

CATEGORY	NCAA	CONF	VALUE	NCAA	CONF	VALUE
Scoring Offense	37	3	32.4	116	14	19.5
Total Offense	40	5	426.3	106	10	335.6
Rushing Offense	58	6	162.4	125	14	91.9
Passing Offense	37	3	263.9	53	7	243.7
Passing Efficiency	31	4	147.10	97	12	125.53
Time of Possession	25	4	32:09	130	14	25:13
Scoring Defense	37	3	32.4	70	9	26.5
Total Defense	13	2	296.1	116	13	446.6
Rushing Defense	5	2	87.0	119	13	197.5
Passing Defense	44	4	209.1	101	11	249.2
Passing Efficiency Defense	17	3	115.97	105	11	142.69
QB Sacks Per Game	55	9	2.27	22	5	2.82
Tackles for Loss	24	4	6.7	34	6	6.5
Net Punting	73	8	38.00	19	1	41.06
Punt Returns	28	4	10.18	63	7	8.00
Kickoff Returns	32	3	21.81	80	8	19.45
Turnover Margin	23	4	0.55	75	11	-0.09

SOUTH ALABAMA

OLD DOMINION

Trey Simpson	McGill-Toolen
Logan Lanicek	Fairhope
Oakley Coleman	McGill-Toolen
Jack Martin	McGill-Toolen
Carlos Johnson, Jr.	Spanish Fort

### SOUTH ALABAMA BENEFITS FROM TRANSFERS OVER MULTIPLE YEARS

The Jags have also benefitted from several players who have transferred into the program from other Division I and Division II programs over multiple years, including:

Jalen Jordan	Ole Miss
Carter Bradley	Toledo
James Miller	Indiana
Jamarr Richardson	Ole Miss
DJ Thomas-Jones	Ole Miss
Ke'Shun Brown	Texas A&M
Victor McClinton	UT-Martin
Marvin Martin	Kansas State
Omni Wells	Mississippi State
Bryan Hill	Tuskegee
Travis Drosos	Colorado
Marco Lee	Virginia Tech
Jacob Meeks	ULM/Texas Tech
Nick Curtis	Auburn
Rickey Hyatt, Jr.	Kentucky
Korian Wilson	Louisiana
Anthony Zaccaro	Old Dominion
Anterrious Gray	North Texas
Dontae Lucas	Florida State
Antawn Lewis	Louisiana Tech
James Jackson	Mississippi State
James Robinson	Tennessee
Daniel Foster-Allen	Auburn
PJ Mixon	Jacksonville State
Jeremiah Webb	South Dakota
Jack Martin	Alabama
Jamaal Pritchett	Tuskegee
Nathan Rawlins-Kibonge	Oklahoma
CJ Person	Indiana

### NEW NAME IN 2022

DJ Thomas-Jones will look familiar to those in the Mobile area when he takes the field for the Jags this season, but he will also look a little different when looking at the roster. The Ole Miss transfer and former Saraland High School star has hyphenated his name heading into the 2022 season to honor his stepfather - Stevie.

Thomas-Jones played six games last season for the Rebels before transferring and the former three-star returned to his hometown area where he starred for Saraland and was ranked as the 13th-best tight end in the nation.

### BRADLEY NAME SYNONOMOUS WITH THE GAME OF FOOTBALL

Carter Bradley, a transfer from Toledo, has a name that is no stranger to football. He has done his part to make a name for himself, including playing in eight games last season and helping the team earn a bid to the Bahamas Bowl. He finished

18-of-28 passing for 221 yards and a score as the Rockets dropped a three-point decision at No. 7 Notre Dame, before posting a season-best 254 yards after connecting on 22-of-36 attempts the next week against Colorado State.

But it's the last name that commands respect from the NFL as his father, Gus Bradley, is one of the most well-known and respected coaches in the game. He currently serves as the defensive coordinator for the Indianapolis Colts. He came to prominence as the defensive coordinator for the Seattle Seahawks from 2009 to 2012, where he was the original play caller of the team's Legion of Boom secondary. Bradley later served as the head coach of the Jacksonville Jaguars from 2013 to 2016. Following his dismissal from Jacksonville, he returned to assistant coaching and became the Colts' defensive coordinator in 2022.

It was during the time the time in Seattle where Carter decided to play quarterback and not on both sides of the ball, getting to spend time with then-Seahawks quarterback Russell Wilson.

### SEEING DOUBLE THIS SEASON

Opponents have been seeing double this year when they line up against the Jags as South Alabama has a set of twins - one on each side of the ball. Devin Voisin is starting at receiver, and brother Jaden has been starting at defensive back for the Jags this season.

### JAGS IN THE NFL DRAFT

With the 88th pick of the third round, Jalen Tolbert became the third University of South of Alabama football player to be selected by the National Football League by the Dallas Cowboys in the 2022 Draft held at Allegiant Stadium in Paradise, Nevada, home of the Las Vegas Raiders.

Tolbert joined a list of draft picks for the Jags that includes:

2017	Gerald Everett	2nd (44)
2021	Kawaan Baker	7th (255)
2022	Jalen Tolbert	3rd (88)

All three have come from the offensive side of the football, and both Baker and Tolbert were receivers for the Jags.

### INTERNATIONAL FLAVOR TO THE ROSTER

Not only did South Alabama add a ton of transfers and hit the Mobile/Baldwin County are hard, they also have brought in an international flavor from Canada and Australia over time including:

Jack Brooks	Australia
D.K. Bonhomme	Canada
Tremel States-Jones	Canada
Caleb Schlachter	Canada

### SOUTH ALABAMA PACES SUN BELT IN GRADUATES ON THE FIELD IN 2022

The Sun Belt Conference has 253 student-athletes with undergraduate degrees on the football field this fall with South Alabama leading the way with 28.



## All-Time vs. Old Dominion

never met

**SUN BELT STANDINGS**

EAST	CONF	PCT	OVER	PCT
Coastal Carolina	6-1	.857	9-1	.900
James Madison	5-2	.714	7-3	.700
Marshall	4-3	.571	7-4	.636
Georgia State	3-4	.429	4-7	.364
App State	3-4	.429	6-5	.545
Georgia Southern	2-5	.286	5-6	.455
Old Dominion	2-5	.286	3-8	.273

WEST	CONF	PCT	OVER	PCT
Troy	6-1	.857	9-2	.818
South Alabama	6-1	.857	9-2	.818
Southern Miss	3-4	.429	5-6	.455
ULM	3-4	.429	4-7	.364
Louisiana	3-4	.429	5-6	.455
Texas State	2-5	.286	4-7	.364
Arkansas State	1-6	.143	3-8	.273

**SUN BELT SCHEDULE****THURSDAY, NOVEMBER 10**

Louisiana def. Georgia Southern, 36-17

**SATURDAY, NOVEMBER 12**

ULM def. Georgia State, 31-28

James Madison def. Old Dominion, 37-3

Arkansas State def. UMass, 35-33

Marshall def. App State, 28-21

Troy def. Army, 10-9

South Alabama def. Texas State, 38-21

Coastal Carolina def. Southern Miss, 26-23

**SATURDAY, NOVEMBER 19**

James Madison def. Georgia State, 42-40

Florida State def. Louisiana, 49-17

App State def. Old Dominion, 27-14

South Alabama def. Southern Miss, 27-20

Troy def. ULM, 34-16

Texas State def. Arkansas State, 16-13

Marshall def. Georgia Southern, 23-10

Coastal Carolina vs. Virginia, canceled

**SATURDAY, NOVEMBER 26**

Old Dominion at South Alabama 11:00 a.m.

Troy at Arkansas State 2:00 p.m.

Louisiana at Texas State 4:00 p.m.

App State at Georgia Southern 5:00 p.m.

Coastal Carolina at James Madison

Georgia State at Marshall

Southern Miss at ULM

The Jags are followed closely by Texas State (22), James Madison (21), Southern Miss (21) and Louisiana (20). Marshall (19), Arkansas State (17), Old Dominion (17), Georgia Southern (16), App State (13), Troy (12) Coastal Carolina (11) and Georgia State (10) also featured double-digit graduates on their 2022 rosters.

Below are the names of the graduates seeing time on the field in 2022:

Zeke Chapman	Defensive Lineman
Charles Coleman III	Defensive Lineman
A.J. DeShazor, Jr.	Linebacker
Daniel-Allen Foster	Offensive Lineman
Keith Gallmon, Jr.	Defensive Back
Jamall Hickbottom	Defensive Lineman
James Jackson	Offensive Lineman
Tyler Jernigan	Offensive Lineman
Gi'Narious Johnson	Defensive Lineman
Marco Lee	Running Back
Darrell Luter, Jr.	Defensive Back
Victor McClinton	Wide Receiver
Josh McCullough	Offensive Lineman
Tanner McGee	Quarterback
Jacob Meeks	Kicker
PJ Mixon	Offensive Lineman
Terry Perry	Linebacker
Jamar Richardson	Defensive Back
Jamie Sheriff	Defensive Lineman
Trey Simpson	Offensive Lineman
Maurice Strong	Defensive Lineman
CJ Thompson	Defensive Back
Desmond Trotter	Quarterback
Jalen Wayne	Wide Receiver
Omni Wells	Running Back
Quentin Wilfawn	Linebacker

**JAGS PLACE THREE ON ALL-SUN BELT TEAM, PICKED SECOND IN WEST**

South Alabama had three players selected to the Preseason All-Sun Belt and were picked to finish in the West Division, announced by the conference office.

The Jags placed two players on the First Team in Darrell Luter Jr. and Keith Gallmon Jr., both starters in the defensive backfield. Luter, who was recently named to the Athlon All-American fourth team and to the Jim Thorpe Award Watch List, returns after a stellar junior season that earned first team all-conference honors while also three All-America honors. He led South Alabama with four interceptions and 10 other passes defended, finishing second in the conference in interceptions and leading the Sun Belt in passes defended per game. He ended the year third in the nation in passes defended per game and was seventh in interceptions per game, while recording the second-highest interception total in school history and the most recorded by a Jaguar since the program moved to FBS in 2012.

He was joined on the first team by Gallmon who returns for his senior season after being named Second Team all-conference last season. He started all 12 games at safety last season and

posted 59 tackles including 2.5 behind the line of scrimmage. He also finished with a pair of pass breakups and an interception, while finishing second on the team in tackles. He posted a season-high nine tackles against Texas State and finished the season with six or more tackles in a game seven times in 2021.

The pair was joined by Second Team selection, receiver Jalen Wayne who returns as the team's leading receiver from 2021. He earned honorable mention honors from the conference last season and was named second team by Pro Football Network and fourth team by Phil Steele. He finished the season with 53 catches for 630 yards, finishing second on the team in both categories with totals that surpassed his three-year career figures entering the season. Wayne finished the year among the top 10 in the Sun Belt in total catches and yards receiving as well as receptions and receiving yards per game.

Meanwhile, the Jags were picked to finish second in the West Division behind defending champion Louisiana who received 95 total points and 12 first place votes. Meanwhile, South Alabama received 79 total points and two first place votes, finishing ahead of Troy (76), Texas State (41). Southern Miss (70), Arkansas State (37), and ULM (24).

**WAYNE CONTINUES TO CLIMB RECEPTION CHART FOR THE JAGS**

Jalen Wayne entered the season with 94 total receptions, needing just six to reach 100 for his career. The senior hauled in reception #100 against Central Michigan with a touchdown catch and is now third all-time at the school after his nine-catch performance against Troy.

1.	178, Jalen Tolbert	2018-20
2.	157, Jerome' Jones	2010-14
3.	147, Jalen Wayne	2017-
4.	126, Kawaan Baker	2017-20
5.	109, Bryant Lavender	2009-13
6.	108, Jamarius Way	2017-18
7.	104, Shavarez Smith	2013-14

**NEED A LEFT-FOOTED KICKER**

Heading into Fall Camp, South Alabama had three kickers who were left-footed including a pair from the Mobile-area. The Jags had two in kicker Diego Guajardo and punter Jack Martin, before the arrival of transfer kicker Jacob Meeks. Both Meeks and Guajardo share the kicking duties, including kickoff duties while Martin backs up Jack Brooks as the punter.

**THE MAN FROM DOWN UNDER HANDLES THE PUNTING DUTIES**

Jack Brooks, from Wagga Wagga, New South Wales, Australia handles the punting duties again this year for the Jags.

He earned honorable mention all-Sun Belt Conference recognition after averaging a career-high 43.2 yards per punt, the third-highest mark on South's season record list, last fall. He was also named first-team all-conference by Pro Football Focus, while receiving fourth-team all-league accolades from Phil Steele Publications. The Wagga Wagga, New South Wales, Australia, native had 13 kicks end inside the opposition's 20-yard line and 14 efforts of 50 or more yards. Brooks finished

fourth in the league and was 39th in the nation in average yards per punt and set a school game record with an average of 63 yards per kick in the season finale against Coastal Carolina.

## #5 APPEARS BACK ON DEFENSE THIS WEEK FOR THE JAGS

Defensive lineman Jamie Sheriff has been given the honor of wearing the jersey #5 this week for the Jags.

## TARGETS THROUGH 11 GAMES

Carter Bradley and Desmond Trotter have targeted 13 different receivers through 12 games for South Alabama, including:

Player	Targets / Receptions
Jalen Wayne	89 / 53
Devin Voisin	76 / 50
Caullin Lacey	70 / 52
DJ Thomas-Jones	36 / 19
La'Damian Webb	20 / 16
Lincoln Sefcik	20 / 12
Braylon McReynolds	18 / 15
Omni Wells	13 / 11
Jay Juan Townsend	5 / 4
Christian Wortham	3 / 1
Jacob Hopper	2 / 2
Terrion Avery	1 / 1
Todd Justice	1 / 1

## #OURCITY x #LEO

LEO is defined as genuine consideration toward our city, university, and each other.

## BRADLEY NAMED TO MANNING STAR OF THE WEEK LIST AFTER CENTRAL MICHIGAN PERFORMANCE

Carter Bradley was one of eight quarterbacks named to the Manning Award "Stars of the Week" Monday. Along with Bradley, Malik Cunningham (Louisville), Jalon Daniels (Kansas), Frank Harris (UTSA), Sam Hartman (Wake Forest), Will Rogers (Mississippi State), Kyle Vantrease (Georgia Southern) and Caleb Williams (USC) were also named to the list.

In the 14-point victory over the Chippewas, Bradley connected on 26 of his 41 attempts and three scores, while finishing the day with a 90.7 QBR. Of South's 502 yards of total offense, 354 came through the air. The 354 passing yards recorded by Bradley tied for fourth most (Jake Bentley, vs. Georgia Southern, 10/14/21) in a single game. Bradley threw for 249 yards during the first 30-minutes of action, which were 11 yards shy of his total (260) in the season opener against Nicholls, to send the Jags into the locker room with a 31-10 halftime advantage.

## MID-SEASON ALL-AMERICANS NAMED BY PRO FOOTBALL NETWORK (PFN)

South Alabama had a pair of players named to the Pro Football Network Midseason All-American team, each earning third team honors. Receiver Caullin Lacey, who leads the team in all-purpose yards and receptions, and Yam Banks, who

leads the team in interceptions, both earned the honor named moments before the Troy game.

## MCREYNOLDS TURNS IN CAREER DAY IN START AT SOUTHERN MISS

South Alabama freshman Braylon McReynolds turned in a career day on the road starting in place of the injured La'Damian Webb. He finished the day with 100 rushing yards on 15 carries including a 4-yard run to set up the game's first score. He added three receptions for 66 yards and returned on kick for 17 yards in the 27-20 victory.

## JAGS SIT IN TOP 25 IN THE NATION IN TIME OF POSSESSION

South Alabama currently sits 25th in the nation in time of possession through the first 12 games of the season:

1. Air Force (Mountain West)	36:00
2. Minnesota (Big Ten)	35:41
3. Michigan (Big Ten)	35:07
4. Navy (AAC)	34:50
5. Georgia (SEC)	33:53
6. Utah (Pac-12)	33:44
7. Missouri (SEC)	33:38
8. James Madison (Sun Belt)	33:34
9. UTEP (C-USA)	33:34
10. Illinois (Big Ten)	33:25
—	
25. South Alabama (Sun Belt)	32:09

## JAGS RECEIVERS BEGIN ASSAULT ON SINGLE-SEASON RECEPTION MARK

Several receivers have started to climb the single-season receiving list with just one game remaining in the 2022 regular season:

Player	Receptions
1. Jalen Tolbert, 2021	82
2. Jalen Tolbert, 2020	64
3. Jamarius Way, 2018	61
4. Shavarez Smith, 2014	54
5. Jalen Wayne, 2021	53
t-5. Jalen Wayne, 2022	53
6. Caullin Lacy, 2022	52
t-7. Kawaan Baker, 2020	51
t-7. Wes Saxton, 2013	50
t-7. Shavarez Smith, 2013	50
t-10. Gerald Everett, 2016	49
t-10. Josh Magee, 2016	49
—	
Devin Voisin, 2022	50

## SINGLE-SEASON YARDAGE TOP 10

A pair of receivers are closing in on the top in single-season yardage heading into game 12:

Player	Yards
1. Jalen Tolbert, 2021	1,474
2. Jalen Tolbert, 2020	1,085
3. Shavarez Smith, 2013	940
4. Jamarius Way, 2018	855

## 2022 HONORS

### COREY BATOON

Broyles Award nominee

### JACK BROOKS

Ray Guy Watch List

### A.J. DESHAZOR

Athlon All-Sun Belt Conference Fourth Team

### TRAVIS DROSOS

Mannelly Award Watch List

### KEITH GALLMON

Athlon All-Sun Belt Conference First Team

Phil Steele All-Sun Belt Third Team

AFCA Good Works Team

First Team Preseason All-Conference (Sun Belt)

Wuerffel Trophy Watch List

### DIEGO GUAJARDO

Athlon All-Sun Belt Conference Third Team

Phil Steele All-Sun Belt Third Team

Lou Groza Award Watch List

Lou Groza Semifinalist

### JAMES JACKSON

Athlon All-Sun Belt Conference Fourth Team

### DARRELL LUTER, JR.

Reese's Senior Bowl Watch List

Pro Football Network (PFN) Second Team All-American

Pro Football Network (PFN) Top 100

Athlon All-Sun Belt Conference First Team

Phil Steele All-Sun Belt First Team

Athlon Sports Fourth Team All-American

Jim Thorpe Preseason Watchlist

First Team Preseason All-Conference (Sun Belt)

Bronko Nagurski Trophy Watch List

Bednarik Award Watch List

### LINCOLN SEFCIK

Athlon All-Sun Belt Conference Third Team

### REGGIE SMITH

Burlsworth Trophy nominee

### WY'KEVIOUS THOMAS

Athlon All-Sun Belt Conference Third Team

Phil Steele All-Sun Belt Third Team

### JALEN WAYNE

Reese's Senior Bowl Watch List

Athlon All-Sun Belt Conference Third Team

Phil Steele All-Sun Belt Third Team

Second Team Preseason All-Conference (Sun Belt)

## RECORD BREAKDOWN

	2022	SBC
Overall	9-2	6-1
vs. Sun Belt	6-1	-
vs. Non-Conference	3-1	-
at Hancock Whitney	4-1	2-1
in Away Game	5-1	4-0
at Neutral Sites	0-0	-
Day Games	7-1	6-0
Night Games (6 p.m. start or later)	2-1	0-1
vs. Top 25 Teams	0-0	-
vs. Top 10 Teams	0-0	-
vs. Top 5 Teams	0-0	-
vs. Top-Ranked Teams	0-0	-
TV Games	8-2	-
on SEC Network	0-0	-
on ESPN2	0-0	-
on ESPN3	0-0	-
on ESPN+	6-0	3-0
on ESPNU	1-1	1-1
on NFL Network	2-0	2-0
on Pac-12 Network	0-1	-
Scoring First	7-0	4-0
Opponents Score First	2-2	2-1
Leading at Halftime	5-1	2-0
Trailing at Halftime	3-1	3-1
Tied at Halftime	1-0	1-0
Leading after Third Quarter	7-1	4-0
Trailing after Third Quarter	2-1	2-1
Tied after Third Quarter	0-0	-
Overtime Games	0-0	-
Scoring less than 20 points	0-1	0-1
Scoring 20-29 points	2-0	2-0
Scoring 30-39 points	5-1	3-0
Scoring 40-49 points	2-0	1-0
Scoring 50+ points	0-0	-
Allowing less than 20 points	4-1	2-1
Allowing 20-29 points	3-0	2-0
Allowing 30-39 points	2-1	2-0
Allowing 40-49 points	0-0	-
Allowing 50+ points	0-0	-
Totalling 300-399 yards of total offense	5-1	3-0
Totalling 400-499 yards of total offense	1-0	1-0
Totalling 500-599 yards of total offense	3-0	1-0
Totalling 600-plus yards of total offense	1-0	1-0
Rushing for less than 100 yards	0-1	0-1
Rushing for 150-plus yards	6-1	4-0
Passing for less than 300 yards	6-2	5-1
Passing for 300-399 yards	3-0	-
Passing for 400-499 yards	1-0	1-0
Passing for 500-plus yards	0-0	-
Allowing less than 100 yards rushing	7-0	4-0
Allowing 100-199 yards rushing	2-2	2-1
Allowing 200-plus yards rushing	0-0	-
Allowing less than 200 yards passing	5-1	4-1
Allowing 200-299 yards passing	3-1	1-0
Allowing 300-399 yards passing	1-0	1-0
Allowing 400-plus yards passing	0-0	-
Allowing less than 300 yards total offense	5-1	4-1
Allowing 300-399 yards of total offense	4-0	2-0
Allowing 400-499 yards of total offense	0-1	-
Allowing 500-plus yards of total offense	0-0	-
Having no turnovers	4-0	3-0
Forcing no turnovers	0-0	-
Leading turnover margin	6-0	4-0
Trailing turnover margin	2-0	2-0
Tied in turnover margin	1-2	0-1
Having < 2 takeaways	6-1	5-1
Having 2 or more takeaways	3-1	1-0
Leading in time of possession	6-1	4-0
When trailing in time of possessions	3-1	2-1

5. Josh Magee, 2016	822
6. Jamarius Way, 2017	762
7. Shavarez Smith 2014	748
<b>8. Jalen Wayne 2022</b>	<b>730</b>
8. Gerald Everett 2016	717
<b>10. Caullin Lacy 2022</b>	<b>706</b>
--	--
<b>Devin Voisin 2022</b>	<b>682</b>

## OFFENSIVE LINE NAMED TO JOE MOORE MIDSEASON HONOR ROLL

One of the key reasons for the success of the South Alabama offense this season has been the play of the offensive line. The unit was recognized for its performance as the group was named to the Joe Moore Award Midseason Honor Roll and announced by The Foundation for Teamwork.

The award, which has been presented since 2015, recognizes the most outstanding offensive line unit in college football.

The offensive line for the Jags (5-1, 2-0 SBC) has paved the way for the offense to be in the top 30 in the nation (third in the Sun Belt) in total offense at 462.3 yards per game, and in the top 60 nationally in rushing offense (fifth in the Sun Belt) averaging 164.8 yards per game. The unit has yielded just 1.67 sacks per game and which has allowed quarterback Carter Bradley to lead the passing offense into the top 25 in the nation (fourth in the conference) at 297.5 yards per game.

Joining the Jags on the midseason list were 21 other teams: No. 6 Alabama, Air Force, Appalachian State, Arkansas, Coastal Carolina, No. 1 Georgia, No. 18 Illinois, No. 17 Kansas State, No. 4 Michigan, Minnesota, No. 7 Mississippi, Notre Dame, No. 2 Ohio State, No. 10 Oregon, No. 16 Penn State, No. 14. Syracuse, No. 3 Tennessee, No. 8 TCU, No. 9 UCLA, No. 12 USC, and UAB.

Semifinalists selections will be announced on Nov. 15 with finalists announced on Dec. 6. Selection of the 2022 Joe Moore Award winner will be made public after a surprise visit to the winning university's campus in late December.

## WOMMACK NAMED TO PAUL "BEAR" BRYANT COACH OF THE YEAR WATCH LIST

The South Alabama football program received national attention as a member was named to another watch list. Second-year Jaguar head coach Kane Wommack was one of 25 active college football coaches to be selected to the American Heart Association's 2022 Paul "Bear" Bryant Coach of the Year Award watch list as announced by the AMH.

The award is given each January to a college football coach for contributions that make the sport better for athletes and fans alike by demonstrating grit, integrity and a winning approach to coaching and life- both on and off the field.

Now in its 37th year, the Coach of the Year award winner will be announced live from Houston's Post Oak Hotel on Wednesday, January 11, 2023, during an awards ceremony presented by Marathon Oil. The Watch List, Finalists and Coach of the Year recipient are voted on by the National Sports Media Association, the Bryant Awards' Executive Leadership Team

and the Bryant Family. The Coach of the Year Finalist List will be announced on December 13.

In addition to the Coach of the Year, the Paul "Bear" Bryant Awards will also present Conference Coach of the Year Awards from each of the Power Five collegiate athletic conferences (Atlantic Coast Conference, Big Ten, Big 12, Pac-12 and Southeastern Conference) and one from the Group of Five conferences (American Athletic Conference, Conference USA, Mid-American Conference, Mountain West Conference and Sun Belt Conference). The 2022 award cycle marks just the third year that the individual conference coach recognitions will be granted.

## FIRST SELL OUT IN STADIUM HISTORY

South Alabama announced its first sell out at Hancock Whitney Stadium when they sold all 25,000-plus tickets for "The Battle for the Belt" against Troy.

## ANOTHER FIRST IN SCHOOL HISTORY

The Jags played their third consecutive game on national television at Arkansas State, marking the first time in school history that feat has been accomplished. The Jags played ULM on the NFL Network (October 15) and Troy on ESPNU (October 20) before their game against Arkansas State was picked up by ESPNU. This weekend marks the fourth.

## LACY HITS 1,000 CAREER YARDS

South Alabama receiver Caullin Lacy hit the 1,000-yard mark for his career against Georgia Southern, joining 12 other players in school history:

Player	Receptions
<u>1. Jalen Tolbert 2018-21</u>	3,140
<b><u>2. Jalen Wayne 2017, '19-22</u></b>	<b>1,893</b>
<u>2. Kawaan Baker 2017-20</u>	1,829
<u>4. Shavarez Smith 2013-14</u>	1,688
<u>5. Jeremé Jones 2010-14</u>	1,655
<u>6. Jamarius Way 2017-18</u>	1,617
<u>7. Josh Magee 2015-16</u>	1,326
<u>8. Bryant Lavender 2009-13</u>	1,294
<u>9. Gerald Everett 2015-16</u>	1,292
<u>10. Wes Saxton 2012-14</u>	1,126
--	--
<b><u>13. Caullin Lacy 2020-22</u></b>	<b>1,095</b>

## BOWL TIE-INS FOR SUN BELT

The conference's postseason lineup includes placement in three ESPN Events owned-and-operated bowl games and participation in the R+L Carriers New Orleans Bowl and the LendingTree Bowl on an annual basis.

ESPN Events will hold the first, third and fourth selections and will utilize a flex model to select teams into the following pool of games: Boca Raton Bowl (Boca Raton, FL), Camellia Bowl (Montgomery, AL), Cure Bowl (Orlando, FL), Famous Idaho Potato Bowl (Boise, ID), SERVPRO First Responder Bowl (Dallas, TX), Tropical Smoothie Cafe Frisco Bowl (Frisco, TX), Myrtle Beach Bowl (Myrtle Beach, SC), and the New Mexico Bowl (Albuquerque, NM).



**OFFENSE**

**TEN DIFFERENT PLAYERS GET CARRIES IN FIRST 12 GAMES**

South Alabama has had 12 different players get carries against Nicholls, Central Michigan, UCLA, Louisiana Tech, Louisiana, ULM, Troy, Arkansas State, Georgia Southern, Texas State and Southern Miss in its first 12 games this season:

Player	Att / Yds / TDs
La'Damian Webb	179 / 941 / 13
Braylon McReynolds	45 / 255 / 0
Marco Lee, Jr.	64 / 239 / 2
Omni Wells	46 / 194 / 0
Carter Bradley	58 / 91 / 2
Terrion Avery	21 / 82 / 0
Todd Justice	2 / 34 / 0
Desmond Trotter	4 / 23 / 0
Caullin Lacy	1 / 2 / 0
Tanner McGee	1 / -11 / 0

**YARDS AFTER CONTACT FOR THE JAGS IN THE FIRST 12 GAMES**

South Alabama has recorded a lot of yardage after contact on receptions this season through the first 12 games:

Player	Rec / Yds / YAC
Jalen Wayne	53 / 730 / 262
Caullin Lacy	52 / 706 / 396
Devin Voisin	50 / 682 / 278
DJ Thomas-Jones	19 / 170 / 115
La'Damian Webb	16 / 170 / 182
Braylon McReynolds	15 / 137 / 181
Lincoln Sefcik	12 / 109 / 81
Omni Wells	11 / 62 / 74
Jay'juan Townsend	4 / 62 / 42
Terrion Avery	1 / 14 / 14
Jacob Hopper	2 / 21 / 6
Christian Wortham	1 / -3 / 1
Todd Justice	1 / 15 / 12

**THREE STRAIGHT GAMES, THREE GAMES WITH A PAIR OF TDs FROM RBs**

In the first three games of the season, South Alabama had a running back score a pair of touchdowns in a game.

La'Damian Webb	2 vs. Nicholls
La'Damian Webb	2 at Central Michigan
Marco Lee, Jr.	2 at UCLA

**BRADLEY THROWS FOUR MORE TOUCHDOWNS, 22 IN 12 GAMES**

Carter Bradley threw three more touchdown passes against Southern Miss, giving him 22 touchdown passes through the first 12 games of the season.

**WEBB HAS SCORED 11 OF HIS 13 RUSHING TOUCHDOWNS ON THE ROAD**

La'Damian Webb has scored 11 of his 13 rushing touchdowns on the road this season, with four games of multiple touchdowns:

Game	Touchdowns
Georgia Southern	4
Arkansas State	3
Central Michigan	2
Nicholls	2

**STRONGER IN THE SECOND HALF AND FOURTH QUARTER RUNNING THE BALL**

South Alabama has run the football better in the second half and the fourth quarter in in the last two road games than most teams have done through any game this season. In the last two road games, the Jags have run the ball for 294 yards in the second half in the last two games including 204 against Georgia Southern. They rushed for 102 yards alone in the fourth quarter against Georgia Southern.

**MOVING UP SINGLE SEASON LISTS**

Webb moved into second in scoring with 84 points after his performance against Georgia Southern. He sits just seven points behind Aleem Sunanon (2013).

**BRADLEY MAKING MOVES ON SINGLE SEASON PASSING LIST**

Along with the single-season touchdown pass record, which he set last weekend against Texas State, Bradley now holds the single-season passing yards (2,793) and single-season completions (223) marks at South Alabama

**SUN BELT PLAYERS OF THE WEEK OFFENSE**

Week 1	Chase Brice, App State
Week 2	Kyle Vantrease, Georgia Southern
Week 3	Christan Horn, App State
Week 4	Todd Centeio, James Madison
Week 5	Grayson McCall, Coastal Carolina
Week 6	Todd Centeio, James Madison
Week 7	Kyle Vantrease, Georgia Southern
Week 8	Ben Wooldridge, Louisiana
Week 9	La'Damian Webb, South Alabama
Week 10	La'Damian Webb, South Alabama
Week 11	Todd Centeio, James Madison
Week 12	Kimani Vidal, Troy

**DEFENSE**

Week 1	Jason Henderson, ODU
Week 2	Jalen McLeod, App State
Week 3	Nick Ross, App State
Week 4	Carlton Martial, Troy
Week 5	Carlton Martial, Troy
Week 6	Tory Spears, Texas State
Week 7	Tre Hawkins, Old Dominion
Week 8	Owen Porter, Marshall
Week 9	Shane Bruce, Coastal Carolina
Week 10	Carlton Martial, Troy
Week 11	Carlton Martial, Troy
Week 12	Jaden Voisin, South Alabama

**SPECIAL TEAMS**

Week 1	Eric Garror, Louisiana
Week 2	Matthew McDoom, Coastal Carolina
Week 3	Natrone Brooks, Southern Miss
Week 4	Caullin Lacy, South Alabama
Week 5	Johnnie Lang Jr., Arkansas State
Week 6	Seth Keller, Texas State
Week 7	Kenneth Almendares, Louisiana
Week 8	Mike Rivers, Troy
Week 9	Evan Crenshaw, Coastal Carolina
Week 10	Rece Verhoff, Marshall
Week 11	Kenneth Almendares, Louisiana
Week 12	Seth Keller, Texas State

## JAGS IN THE SUN BELT

	RANK	VALUE
3rd Down Conversions	3	0.420
3rd Down Conversion Pct Defense	3	0.284
4th Down Conversions	5	0.583
4th Down Conversion Pct Defense	14	0.609
Blocked Kicks	4	2
Blocked Kicks Allowed	1	0
Blocked Punts	1	1
Blocked Punts Allowed	1	0
Completion Percentage	3	0.651
Defensive TDs	3	2
Fewest Penalties	14	93
Fewest Penalties per Game	14	8.45
Fewest Penalty Yards	14	853
Fewest Penalty Yards per Game	14	77.55
First Downs Defense	4	196
First Downs Offense	4	241
Fumbles Lost	2	4
Fumbles Recovered	8	7
Kickoff Return Defense	3	18.59
Kickoff Returns	3	21.81
Net Punting	8	38.00
Passes Had Intercepted	8	9
Passes Intercepted	5	12
Passing Offense	2	263.9
Passing Yards Allowed	4	209.1
Passing Yards per Completion	8	12.25
Punt Return Defense	12	11.50
Punt Returns	4	10.18
Red Zone Defense	5	0.781
Red Zone Offense	5	0.826
Rushing Defense	2	87.0
Rushing Offense	6	162.4
Sacks Allowed	3	1.91
Scoring Defense	3	19.4
Scoring Offense	3	32.4
Tackles for Loss Allowed	4	4.82
Team Passing Efficiency	4	147.10
Team Passing Efficiency Defense	3	115.97
Team Sacks	9	2.27
Team Tackles for Loss	4	6.7
Time of Possession	4	32:09
Total Defense	2	296.1
Total Offense	5	426.3
Turnover Margin	4	0.55
Turnovers Gained	7	19
Turnovers Lost	4	13
Winning Percentage	2	0.818



## SPECIAL TEAMS

## BROOKS NAMED TO RAY GUY AWARD WATCH LIST

Jack Brooks was named to the Ray Guy Award preseason watch list, which honors the nation's top collegiate punter in the FBS, as announced by the Augusta Sports Council.

The 48 candidates on the list incorporate a broad spectrum of Football Bowl Subdivision (FBS) punters. The 2022 watch list was compiled based on the 2021 Ray Guy Award Semi-finalist List, the top 10 NCAA Punters from 2021, the 2021 all-conference teams, the 2021 All-American teams, the 2022 preseason all-conference teams and eligible punters on the 2021 watch list.

Brooks earned honorable mention all-Sun Belt Conference recognition after averaging a career-high 43.2 yards per punt, the third-highest mark on South's season record list, last fall. He was also named first-team all-conference by Pro Football Focus, while receiving fourth-team all-league accolades from Phil Steele Publications. The Wagga Wagga, New South Wales, Australia, native had 13 kicks end inside the opposition's 20-yard line and 14 efforts of 50 or more yards. Brooks finished fourth in the league and was 39th in the nation in average yards per punt and set a school game record with an average of 63 yards per kick in the season finale against Coastal Carolina.

## DROSOS NAMED TO MANNELLY AWARD WATCH LIST

Sophomore long snapper Travis Drosos was named to the Patrick Mannelly Award presented by Zebra Technologies Watch List released on Monday afternoon.

Drosos, a transfer from Colorado last season, was the Jaguars' long snapper on all punts, field goals, and extra point attempts in each of the team's 12 contests in 2021. He recorded four tackles covering punts with two of those solo, all, in different games.

He joins a list of 25 student-athletes including Alex Ward (UCF), Austin Mock (Liberty), Bradley Robinson (Ohio State), Chris Stoll (Penn State), Drew Little (North Carolina), Ethan Hudak (Tulane), Evan Deckers (Duke), Jack Landherr IV (UCLA), Joe Shimko (NC State), Karsten Battles (Oregon),

Kasey Kelleher (Oklahoma), Kyle Davis (James Madison), Marco Ortiz (Florida), Matt Hembrough (Oklahoma State), Michael Vinson (Notre Dame), Peter Bowden (Wisconsin), Quentin Skinner (Troy), Randen Plattner (Kansas State), Rex Goossen (UNLV), Sean Wracher (Indiana), Simon Samarzich (Washington State), Shane Zellers (California), Tommy Zozus (UCONN), and Wesley Schelling (Vanderbilt).

## LACY NAMED THE SUN BELT CONFERENCE SPECIAL TEAMS PLAYER OF THE WEEK

Caullin Lacy was named the Sun Belt Conference Special Teams Player of the Week following his performance in the Jags' 38-14 victory over Louisiana Tech. Lacy returned a punt for a touchdown against the Bulldogs, the first of the season and the second-longest in school history. He took the punt from the Bulldogs in the first quarter and returned it 57 yards for the score just four minutes into the game to give South Alabama a two-touchdown lead at the time. It was just the third punt return for a touchdown in program history, and the first since Tra Minter's 75-yard touchdown return versus Alabama State (10/13/18).

## PAIR OF BLOCKED KICKS IN TWO WEEKS

Jay'juan Townsend recorded the first blocked punt of the season for the Jags against Arkansas State. It was the first by the South Alabama special team unit since Davyn Flenord did so at Memphis (9/22/18). The Jags then turned around and blocked a last second field goal to end the first half against Georgia Southern with Charles Coleman and Brock Higdon each getting a hand on it.

## LACY TOP 20 IN NATION IN PUNT RETURNS

Caullin Lacy is ranked 16th overall in the country through 12 games in punt returns for South Alabama this season.

1. Anthony Gould, Oregon State (Pac-12)	18.3
2. Kool-Aid McKinstry, Alabama (SEC)	17.3
3. Eric Garror, Louisiana (Sun Belt)	14.2
4. Derius Davis, TCU (Big 12)	13.9
5. Natrone Brooks, Southern Miss (Sun Belt)	13.1
-	-
16. Caullin Lacy, South Alabama (Sun Belt)	9.9





## DEFENSE

### BIG DAY EARLY IN THE SEASON

Central Michigan's Lew Nichols led the nation in rushing last season with 1,848 yards; however, in week two he was held in check with just 20 yards on 15 carries by a defense that allowed less than 100 yards rushing for the second consecutive game.

### NEAR SHUTOUT

The Jags were near a shutout in the opener, giving up a touchdown in the fourth quarter. The seven points given up is the least in a game since the Jags defeated Southern Miss, 31-7 in the opener last year (September 4). The last time South Alabama recorded a shutout came against Alabama A&M in 2017 (45-0).

### FROM INDIANA TO MOBILE

South Alabama benefitted from the hiring of Kane Wommack as the head coach of the Jags as three players from his Indiana defense made the transition to Mobile, including:

James Miller	linebacker
D.K. Bonhomme	linebacker
CJ Person	defensive line

### SPEAKING OF BONHOMME

South Alabama defensive lineman D.K. Bonhomme is a man of many talents, and he can also speak three different languages. He currently speaks French, Creole and English (his third language).

### SOUTH ALABAMA RECORDS HUGE DAY DEFENSIVELY AGAINST ARK STATE

South Alabama turned in one of the best defensive performances in school history against Arkansas State on Saturday.

The 11 tackles for loss recorded by the Jaguar defense were a new season high (9, vs. Louisiana Tech), and the four sacks tied for a season high in the category and are tied for seventh-most in a game. They bettered that mark with 12 tackles for loss against Texas State last weekend.

The 11 tackles for loss tied for the fourth-highest total in a single game and were the most by the Jag defense since

being credited with 11 at Texas State last fall. The 1½ sacks by Sherriff tied a career high.

The 158 yards of offense allowed by South were the fifth fewest given up by the defense, and marks the second time this season that the Jaguars have held the opponent below 200 yards of total offense (165, vs. Nicholls).

The -19 rushing yards allowed were three shy of matching the single-game record of -22 recorded by Fork Union [Va.] Academy (10/31/09).

The -19 rushing yards were the fewest allowed to a Division I opponent, besting the previous mark of 9 rushing yards allowed at Bowling Green last season.

### SHERIFF AND MILLER COMBINE FOR A SAFETY

James Miller and Jamie Sherriff combined to record a safety for the Jags, the first of the season, against Arkansas State. It becomes the second points scored by the Jags on defensive this season, following Yam Banks' interception return against Louisiana Tech. They added a third on a Ke'Shun Brown pick-six against Texas State.

### JAGS REMAIN TOP 25 IN TURNOVER MARGIN 12 GAMES IN

After a forcing a turnover against Southern Miss, South Alabama remains in the top 25 in the nation in turnover margin:

1. USC (Pac-12)	1.91
2. San Jose State (Mountain West)	1.30
3. Duke (ACC)	1.27
4. Kansas State (Big 12)	1.18
t-5. Georgia Tech (ACC)	1.00
t-5. Louisville (ACC)	1.00
t-5. Western Kentucky (C-USA)	1.00
-	
<b>t-23. South Alabama (Sun Belt)</b>	<b>0.55</b>

### ANOTHER TOP 30 FOR THE JAGS

South Alabama also finds itself in the top 30 in turnovers gained, sitting tied for 28th overall with 19 total turnovers through 12 games.

### JAGS IN NCAA RANKINGS (top 100)

YAM BANKS	NCAA	SBC	VALUE
Interceptions Per Game	5	1	0.5
Total Interceptions	4	1	5

CARTER BRADLEY	NCAA	SBC	VALUE
Completion Percentage	40	5	0.646
Completions Per Game	38	4	20.27
Passing Efficiency	31	4	148.1
Passing TDs	22	2	22
Passing Yards	25	2	2,776
Passing Yards Per Game	33	4	252.4
Passing Yards per Completion	46	6	12.45
Points Responsible For	31	3	154
Points Responsible For Per Game	35	4	14.0
Total Offense	45	5	256.7
Yards per Pass Attempt	33	4	8.06

KE'SHUN BROWN	NCAA	SBC	VALUE
Total Interceptions	92	12	2

JACK BROOKS	NCAA	SBC	VALUE
Punting	46	9	42.4

DIEGO GUAJARDO	NCAA	SBC	VALUE
Field Goal Percentage	6	1	0.938
Field Goals Per Game	29	1	1.36
Scoring	40	3	7.8
Total Points Scored	35	2	86

CAULLIN LACY	NCAA	SBC	VALUE
All-Purpose	79	9	95.73
Combined Kick Returns	50	6	345
Punt Return TDs	5	2	1
Punt Returns	16	3	9.9
Receiving TDs	90	12	5
Receiving Yards	74	12	706
Receiving Yards Per Game	81	14	64.2
Receptions Per Game	83	9	4.7

BRAYLON MCREYNOLDS	NCAA	SBC	VALUE
Combined Kick Returns	85	10	268
Kickoff Returns	43	5	21.4

DEVIN VOISIN	NCAA	SBC	VALUE
Receiving Yards	83	14	678
Receiving Yards Per Game	89	15	61.6
Receptions Per Game	99	13	4.5

JADEN VOISIN	NCAA	SBC	VALUE
Total Interceptions	92	12	2

JALEN WAYNE	NCAA	SBC	VALUE
Receiving TDs	22	2	8
Receiving Yards	64	9	731
Receiving Yards per Game	70	11	66.5
Receptions per Game	76	8	4.8
Total Touchdowns	93	6	8

LA'DAMIAN WEBB	NCAA	SBC	VALUE
All-Purpose Yards	39	3	111.50
Rushing Yards per Carry	55	6	5.25
Rushing TDs	13	2	13
Rushing Yards	30	2	945
Rushing Yards per Game	25	2	94.5
Scoring	23	1	8.4
Total Points Scored	37	3	84
Total Touchdowns	10	1	14

## THE LAST TIME ...

## South Alabama (Player)

## OFFENSE

**Rushed 30 times in a game:** La'Damian Webb (35) at Georgia Southern, 11/5/22  
**Rushed 40 times in a game:** n/a  
**Rushed for 100 yards in a game:** Braylon McReynolds (102) at Southern Miss, 11/19/22  
**Rushed for 150 yards in a game:** La'Damian Webb (247) at Georgia Southern, 11/5/22  
**Rushed for 200 yards in a game:** La'Damian Webb (247) at Georgia Southern, 11/5/22  
**Rushed for 100 yards in consecutive games:** La'Damian Webb (247) at Georgia Southern, 11/5/22 and (163) at Arkansas State, 10/29/22  
**QB rushed for 100 yards in a game:** Brandon Bridge (137) vs. Georgia State, 10/18/14  
**Rushed for 2 TDs in a game:** La'Damian Webb (4) at Georgia Southern, 11/5/22  
**Rushed for 3 TDs in a game:** La'Damian Webb (4) at Georgia Southern, 11/5/22  
**Rushed for 4 TDs in a game:** La'Damian Webb (4) at Georgia Southern, 11/5/22  
**Rushed for 2 TDs in consecutive games:** La'Damian Webb (4) at Georgia Southern, 11/5/22 and (3) at Arkansas State, 10/29/22  
**Passed for 200 yards in a game:** Carter Bradley (238) at Southern Miss, 11/19/22  
**Passed for 300 yards in a game:** Carter Bradley (420) vs. ULM, 10/15/22  
**Passed for 400 yards in a game:** Carter Bradley (420) vs. ULM, 10/15/22  
**Completed 30 passes in a game:** Jake Bentley at ULM, 10/23/21  
**Attempted 40 passes in a game:** Carter Bradley (40) vs. Troy, 10/20/22  
**Attempted 50 passes in a game:** Dallas Davis vs. Nicholls, 9/24/16  
**Threw for 3 TDs in a game:** Carter Bradley (3) at Southern Miss, 11/19/22  
**Threw for 4 TDs in a game:** Carter Bradley (4) vs. Texas State, 11/12/22  
**Threw for 5 TDs in a game:** n/a  
**Threw 3 interceptions in a game:** Jake Bentley vs. Coastal Carolina, 11/26/21  
**Had 300 yards of total offense in a game:** Carter Bradley (429) vs. ULM, 10/15/22  
**Had 400 yards of total offense in a game:** Carter Bradley (429) vs. ULM, 10/15/22  
**Accounted for 3 TDs in a game:** Carter Bradley (3) at Southern Miss, 11/19/22  
**Accounted for 4 TDs in a game:** Carter Bradley (4) vs. Texas State, 11/12/22  
**Accounted for 5 TDs in a game:** Jake Bentley vs. Georgia Southern, 10/14/21  
**Caught 10 passes in a game:** Caullin Lacy (12) vs. ULM, 10/15/22  
**Had 100 yards receiving in a game:** Devin Voisin (118) vs. Texas State, 11/12/22  
**Had 150 yards receiving in a game:** Jalen Tolbert (191) vs. Coastal Carolina, 11/26/21  
**Had 200 yards receiving in a game:** Jalen Tolbert (252) at Arkansas State, 11/28/20  
**Had 100 yards receiving in consecutive games:** Caullin Lacy (112), 10/1/22, at Louisiana and vs. ULM (133), 10/15/22  
**Caught 2 TDs in a game:** Devin Voisin (2) vs. Texas State, 11/12/22  
**Caught 3 TDs in a game:** Jalen Tolbert at Arkansas State, 11/28/20  
**Caught 2 TDs in consecutive games:** Jalen Tolbert at ULM, 10/23/21 and vs. Arkansas State, 10/30/21  
**Scored 10 points in a game kicking:** Diego Guajardo (11) vs. ULM, 10/15/22  
**Scored 15 points in a game kicking:** Lawson McGlon vs. Georgia State, 10/30/10  
**Kicked 3 FGs in a game:** Diego Guajardo at Bowling Green, 9/11/21  
**Kicked 4 FGs in a game:** Aleem Sunanon at South Carolina, 11/22/14  
**Kicked 5 FGs in a game:** n/a  
**Kicked a game-winning FG:** Diego Guajardo Louisiana, 10/1/22 (0:00 left)  
**Scored 3 TDs in a game:** La'Damian Webb (4) at Georgia Southern, 11/5/22  
**Scored 4 TDs in a game:** La'Damian Webb (4) at Georgia Southern, 11/5/22  
**Scored 5 TDs in a game:** n/a  
**Scored a rushing and receiving TD in the same game:** Kawaan Baker at Louisiana, 11/17/18  
**Scored a receiving TD and returned a punt for a TD in the same game:** Caullin Lacy vs. Louisiana Tech, 9/24/22  
**Had 100 yards rushing and 100 yards passing in the same game:** Brandon Bridge (137 rush, 126 pass) vs. Georgia State, 10/18/14  
**Had 100 yards rushing and 100 yards receiving in the same game:** n/a  
**Had 100 kickoff return yards in a game:** Tra Minter (115) vs. Louisiana, 11/16/19

**Had 100 punt return yards in a game:** n/a  
**Had 200 all-purpose yards in a game:** La'Damian Webb (267) at Georgia Southern, 11/5/22  
**Had a 50-yard run:** La'Damian Webb (69) at Arkansas State, 10/29/22  
**Had a 60-yard run:** La'Damian Webb (69) at Arkansas State, 10/29/22  
**Had a 70-yard run:** Xavier Johnson (70) vs. Presbyterian, 11/19/16  
**Had an 80-yard run:** Xavier Johnson (92) vs. Gardner-Webb, 9/5/15  
**Completed a 50-yard pass:** Carter Bradley to Jalen Wayne (64-TD) vs. ULM, 10/15/22  
**Completed a 60-yard pass:** Carter Bradley to Jalen Wayne (64-TD) vs. ULM, 10/15/22  
**Completed a 70-yard pass:** Desmond Trotter to Kawaan Baker (80) vs. ULM, 10/24/20  
**Completed an 80-yard pass:** Desmond Trotter to Kawaan Baker (80) vs. ULM, 10/24/20

## DEFENSE

**Recorded 10 tackles:** Jaden Voisin (17) at Southern Miss, 11/19/22  
**Recorded 15 tackles:** Jaden Voisin (17) at Southern Miss, 11/19/22  
**Had 2 players with 10 tackles in the same game:** Riley Cole and A.J. DeShazor Jr. , vs. Troy, 12/5/20  
**Recorded 3 tackles for loss:** Trey Kiser vs. Texas State, 11/12/22  
**Recorded 2 sacks:** CJ Rias at Bowling Green, 9/11/21  
**Intercepted 2 passes:** Yam Banks vs. Louisiana Tech, 9/24/22  
**Intercepted 3 passes:** Scott Brownell vs. Georgia Military J.C., 10/10/09  
**Intercepted a pass in consecutive games:** Yam Banks vs. ULM, 10/15/22 and vs. Troy, 10/20/22  
**Intercepted pass and returned for a touchdown:** Yam Banks vs. Louisiana Tech, 9/24/22  
**Broke up 3 passes:** Darrell Luter Jr. vs. Alcorn State, 9/18/21  
**Forced 2 fumbles in the same game:** Yam Banks vs. Southern Mississippi, 9/4/21  
**Recovered 2 fumbles in the same game:** Maleki Harris at Hawai'i, 12/1/12

## SPECIAL TEAMS

**Kicked a 50-yard FG:** Diego Guajardo (54) at Georgia Southern, 10/29/20  
**Kicked 2 50-yard FGs in the same game:** n/a  
**Had a 50-yard punt:** Jack Brooks (56) at Southern Miss, 11/19/22  
**Had a 60-yard punt:** Jack Brooks (66) vs. Coastal Carolina, 11/26/21  
**Had a 70-yard punt:** Brandon McKee (74) vs. Troy, 10/20/16

## THE LAST TIME ...

**South Alabama (Team)**

**Had 30 first downs:** at Central Michigan, 9/10/22  
**Had fewer than 10 first downs:** vs. Georgia Southern (4), 10/3/19  
**Had 300 yards rushing:** at Georgia Southern (321), 11/5/22  
**Had 400 yards rushing:** vs. Jackson State (413), 9/7/19  
**Had fewer than 100 yards rushing:** vs. Troy (31), 10/20/22  
**Had 5 rushing TDs:** vs. Missouri S&T, 10/9/10  
**Completed 25 passes in a game:** vs. Troy (29), 10/20/22  
**Completed 30 passes in a game:** at ULM (30), 10/23/21  
**Attempted 40 passes:** vs. Troy (41), 10/20/22  
**Attempted 50 passes:** vs. Nicholls, 9/24/16  
**Had 300 yards passing:** vs. ULM (420), 10/15/22  
**Had 400 yards passing:** vs. ULM (420), 10/15/22  
**Attempted less than 10 passes:** n/a  
**Had less than 100 yards passing:** vs. Appalachian State (52), 10/26/19  
**Had 5 passing TDs:** n/a  
**Had 500 yards of total offense:** at Georgia Southern (514), 11/5/22  
**Had 600 yards of total offense:** vs. ULM (615), 10/15/22  
**Had fewer than 100 yards of total offense:** n/a  
**Scored 40 points:** vs. ULM (41), 10/15/22  
**Scored 50 points:** vs. Idaho (52), 11/7/15  
**Scored 60 points:** vs. Edward Waters (64), 9/25/10  
**Scored a safety:** at Arkansas State, 10/29/22 (Jamie Sheriff and James Miller)  
**Scored a touchdown on defense:** vs. Texas State, 11/12/22 (Ke'Shun Brown 15 yd interception return)  
**Scored a touchdown on special teams:** vs. Louisiana Tech, 9/24/22 (Caullin Lacy 57 yd punt return)  
**Scored a touchdown on offense, defense and special teams:** vs. Louisiana Tech, 9/24/22  
**Scored a touchdown on its first offensive play of the game:** vs. Air Force, 12/30/16 (Dallas Davis 75 yd pass to Josh Magee)  
**Scored a touchdown on the opening play of the game:** vs. Air Force, 12/30/16 (Dallas Davis 75 yd pass to Josh Magee)  
**Returned a punt for a TD:** vs. Louisiana Tech, 9/24/22 (Caullin Lacy 57 yd punt return)  
**Returned a blocked punt for a TD:** at Tulane, 9/7/13 (Terrance Timmons 12 yds)  
**Returned a blocked FG for a TD:** vs. Alabama A&M, 9/16/17 (Gus Nave 83 yds)  
**Returned a kickoff for a TD:** vs. Nicholls, 9/24/16 (Xavier Johnson 95 yds)  
**Returned the opening kickoff for a TD:** vs. Nicholls, 9/24/16 (Xavier Johnson 95 yds)  
**Returned an interception for a TD:** vs. Texas State, 11/12/22 (Ke'Shun Brown 15 yds)  
**Returned a fumble for a TD:** vs. San Diego State, 10/1/16 (Devon Earl 80 yds)  
**Was held scoreless in a half:** at Appalachian State, 11/13/21 (2nd)  
**Was held scoreless in the first half:** vs. Troy, 12/5/20  
**Was held scoreless:** vs. Troy, 12/5/20  
**Was held scoreless at home:** vs. Troy, 12/5/20  
**Did not score a touchdown:** vs. Troy, 10/20/22  
**Did not score an offensive touchdown:** vs. Troy, 10/20/22  
**Did not commit a turnover:** vs. Texas State, 11/12/22  
**Lost 3 fumbles:** vs. Alcorn State (4), 9/18/21  
**Had 3 passes intercepted:** vs. Coastal Carolina, 11/26/21  
**Had 5 or more turnovers:** at Nebraska, 8/31/19  
**Had a 100-yd rusher and 100-yd receiver in the same game:** Tra Minter (106) and Jalen Tolbert (144) vs. Arkansas State, 11/29/19  
**Had 2 100-yd rushers in the same game:** Tra Minter (137) and Carlos Davis (122) vs. Louisiana, 11/16/19  
**Had 2 100-yd passers in the same game:** Desmond Trotter (242) and Tanner McGee (145) at Arkansas State, 11/28/20

**Had 2 100-yd receivers in the same game:** Jalen Tolbert (191) and Jalen Wayne (111) vs. Coastal Carolina, 11/26/21  
**Had 3 100-yd receivers in the same game:** Devin Voisin (141), Caullin Lacy (133) and Jalen Wayne (127) vs. ULM, 10/15/22  
**Blocked a punt:** at Arkansas State, 10/29/22 (Ja'juan Townsend)  
**Blocked a FG attempt:** at Georgia Southern, 11/5/22 (Charles Coleman III)  
**Blocked a PAT:** vs. Louisiana, 11/12/15 (Jeremy Reaves)  
**Had a punt blocked:** at Bowling Green, 9/11/21  
**Had a FG blocked:** vs. Louisiana, 11/16/19  
**Had a PAT blocked:** vs. Louisiana, 10/2/21  
**Did not punt:** at Southern Mississippi, 9/3/20  
**Had 10 punts:** vs. Appalachian State, 10/26/19  
**Held an opponent scoreless in a half:** vs. Texas State, 11/12/22 (1st)  
**Held an opponent scoreless in the first half:** vs. Texas State, 11/12/22  
**Held an opponent scoreless:** vs. Alabama A&M, 9/16/17  
**Held an opponent scoreless on the road:** at Lamar, 10/16/10  
**Held an opponent without a touchdown:** at Arkansas State, 10/29/22  
**Held an opponent without an offensive touchdown:** at Arkansas State, 10/29/22  
**Held an opponent to 10 or less first downs:** [9] at Arkansas State, 10/29/22  
**Held an opponent to 5 or less first downs:** vs. Edward Waters, 9/25/10  
**Forced 5 turnovers:** vs. Louisiana Tech (5), 9/24/22  
**Recovered 3 fumbles:** at Troy, 10/11/17  
**Intercepted 3 passes:** vs. Louisiana Tech (4), 9/24/22  
**Had 5 sacks:** vs. Coastal Carolina, 11/26/21  
**Broke up 10 passes:** n/a  
**Held an opponent under 300 yards of total offense:** at Southern Miss (298) 11/19/22  
**Held an opponent under 200 yards of total offense:** at Arkansas State (158) 10/29/22  
**Held an opponent under 100 yards of total offense:** vs. Pikeville (88), 9/4/10  
**Held an opponent negative rushing yards:** at Arkansas State (-19), 10/29/22  
**Held an opponent under 100 yards rushing:** at Georgia Southern (88), 11/5/22  
**Held opponents under 100 yards rushing in back-to-back games:** at Georgia Southern (88), 11/5/22 and at Arkansas State (-19), 10/29/22  
**Held an opponent under 100 yards passing:** vs. Louisiana (58), 10/2/21  
**Did not allow a sack:** at Arkansas State, 10/29/22  
**Had no penalties:** n/a  
**Had 10 penalties:** vs. Texas State (11), 11/12/22  
**Had 100 penalty yards:** vs. Texas State (121), 11/12/22  
**Had 35 minutes of possession time:** at Georgia Southern (37:04), 11/5/22  
**Had 40 minutes of possession time:** n/a  
**Won a game without scoring an offensive TD:** vs. Nicholls State, 9/8/12 (9-3)  
**Won a game when trailing after three quarters:** at Southern Miss, 11/19/22 (USM led 17-13)  
**Won a game when trailing by 10 or more points:** at Georgia Southern, 11/5/22 (GS led 21-7)  
**Scored in the final minute of regulation to win a game:** at Louisiana, 10/1/22 (Diego Guajardo 43 yd FG with 0:00 left)  
**Scored on the final play to win a game:** at Louisiana, 10/1/22 (Diego Guajardo 43 yd FG with 0:00 left)  
**Was involved in an overtime game:** vs. Coastal Carolina, 11/26/21  
**Played as a ranked team:** n/a  
**Won as a ranked team:** n/a  
**Won as a ranked team on the road:** n/a  
**Played a ranked team:** at Louisiana, 11/14/20 (25th)  
**Beat a ranked team:** vs. San Diego State, 10/1/16 (19th)  
**Beat a ranked team on the road:** n/a

## THE LAST TIME ...

## Opponent (Individual)

## OFFENSE

Rushed 30 times in a game: Elijah Penny (35), Idaho, 11/7/15  
 Rushed 40 times in a game: n/a  
 Rushed for 100 yards in a game: Chris Smith (107), Louisiana, 10/1/22  
 Rushed for 150 yards in a game: Shermari Jones (211), Coastal Carolina, 11/26/21  
 Rushed for 200 yards in a game: Shermari Jones (211), Coastal Carolina, 11/26/21  
 QB rushed for 100 yards in a game: Shai Werts (102), Georgia Southern, 10/3/19  
 Rushed for 2 TDs in a game: Jabari Small, Tennessee, 11/20/21  
 Rushed for 3 TDs in a game: Tucker Gregg, Georgia State, 11/21/20  
 Passed for 200 yards in a game: Chandler Rogers (371), ULM, 10/15/22  
 Passed for 300 yards in a game: Chandler Rogers (371), ULM, 10/15/22  
 Completed 25 passes in a game: Kyle Vantrease (26), Georgia Southern, 11/5/22  
 Completed 30 passes in a game: Gunnar Watson (34), Troy, 12/5/20  
 Attempted 40 passes in a game: Lane Hatcher (42), Texas State, 11/12/22  
 Attempted 50 passes in a game: Tyler Rogers (61), New Mexico State, 12/2/17  
 Threw for 3 TDs in a game: Chandler Rogers (4), ULM, 10/15/22  
 Threw for 4 TDs in a game: Chandler Rogers, ULM, 10/15/22  
 Threw for 5 TDs in a game: n/a  
 Threw 3 interceptions in a game: Parker McNeil (4), Louisiana Tech, 9/24/22  
 Had 300 yards of total offense in a game: Chandler Rogers (384), ULM, 10/15/22  
 Had 400 yards of total offense in a game: Chandler Rogers (409), ULM, 10/23/21  
 Accounted for 3 TDs in a game: Chandler Rogers (4), ULM, 10/15/22  
 Accounted for 4 TDs in a game: Chandler Rogers, ULM, 10/15/22  
 Accounted for 5 TDs in a game: n/a  
 Caught 10 passes in a game: Hutch White, Texas State, 11/9/19  
 Had 100 yards receiving in a game: Jason Brownlee (109), Southern Miss 11/19/22  
 Had 150 yards receiving in a game: Tyrone Howell (244), ULM, 10/15/22  
 Had 200 yards receiving in a game: Tyrone Howell (244), ULM, 10/15/22  
 Caught 2 TDs in a game: Tyrone Howell (3), ULM, 10/15/22  
 Caught 3 TDs in a game: Tyrone Howell (3), ULM, 10/15/22  
 Scored 10 points in a game kicking: Calium Sutherland (10), ULM, 10/15/22  
 Scored 15 points in a game kicking: Nicholas Barr-Mira (15), UCLA, 9/17/22  
 Kicked 3 FGs in a game: Kenneth Almendares (3), Louisiana, 10/1/22  
 Kicked 4 FGs in a game: Nicholas Barr-Mira (4), UCLA, 9/17/22  
 Kicked 5 FGs in a game: n/a  
 Kicked a game-winning FG: Nicholas Barr-Mira, UCLA, 9/17/22  
 Scored 3 TDs in a game: Tyrone Howell, ULM, 10/15/22  
 Scored 4 TDs in a game: Brent Leonard, ULM, 10/27/12  
 Scored 5 TDs in a game: n/a  
 Scored a rushing and receiving TD in the same game: Javen Banks, Texas State, 9/15/18  
 Had 100 yards rushing and 100 yards passing in the same game: Shai Werts (113 rush, 107 pass), Georgia Southern, 11/18/17  
 Had 100 yards rushing and 100 yards receiving in the same game: n/a  
 Had 100 kickoff return yards in a game: Alan Lamar (232), Arkansas State, 10/30/21  
 Had 100 punt return yards in a game: Derek Keaton (111), Georgia Southern, 11/28/15  
 Had 200 all-purpose yards in a game: Tyrone Howell (244), ULM, 10/15/22  
 Had a 50-yard run: Jalen White (TD-54), Georgia Southern, 11/5/22  
 Had a 60-yard run: Shermari Jones (75), Coastal Carolina, 11/26/21  
 Had a 70-yard run: Shermari Jones (75), Coastal Carolina, 11/26/21  
 Had an 80-yard run: Brandin Byrd (85), North Texas, 11/10/12  
 Completed a 50-yard pass: Chandler Rogers to Tyrone Howell (83), ULM, 10/15/22  
 Completed a 60-yard pass: Chandler Rogers to Tyrone Howell (83), ULM, 10/15/22  
 Completed a 70-yard pass: Chandler Rogers to Tyrone Howell (83), ULM, 10/15/22  
 Completed an 80-yard pass: Chandler Rogers to Tyrone Howell (83), ULM, 10/15/22

## DEFENSE

Recorded 10 tackles: Malik Shorts (11), Southern Miss 11/19/22  
 Recorded 15 tackles: Marques Watson-Trent (16), Georgia Southern, 11/5/22  
 Had 2 players with 10 tackles in the same game: Marques Watson-Trent (16) and Khadry Jackson (10), Georgia Southern, 11/5/22  
 Recorded 3 tackles for loss: Josiah Stewart (3½), Coastal Carolina, 11/26/21  
 Recorded 2 sacks: Da'Shawn Davis (2), Georgia Southern, 11/5/22  
 Intercepted 2 passes: Alex Spillum, Coastal Carolina, 11/26/21  
 Intercepted 3 passes: n/a  
 Broke up 3 passes: Josh Newton, ULM, 10/23/21  
 Forced 2 fumbles in the same game: Percy Butler, Louisiana, 11/16/19  
 Recovered 2 fumbles in the same game: Austin Hall, Memphis, 9/14/19

## SPECIAL TEAMS

Kicked a 50-yard FG: Broks Buce (51), Troy, 10/20/22  
 Kicked 2 50-yard FGs in the same game: Zach Matics, Appalachian State, 12/5/15  
 Had a 50-yard punt: Mason Hunt (53), Southern Miss 11/19/22  
 Had a 60-yard punt: Devyn McCormick (62), ULM, 10/15/22  
 Had a 70-yard punt: Anthony Cravens (80), Alabama State, 10/13/18

## THE LAST TIME ...

**Opponent (Team)**

**Had 30 first downs:** Memphis (31), 9/22/18  
**Had 10 or fewer first downs:** Arkansas State (9), 10/29/22  
**Had 300 yards rushing:** Coastal Carolina (315), 11/26/21  
**Had 400 yards rushing:** Georgia Southern (489), 11/28/15  
**Had 5 rushing TDs:** Tennessee, 11/20/21  
**Completed 25 passes in a game:** Georgia Southern (26), 11/5/22  
**Completed 30 passes in a game:** Troy (34), 12/5/20  
**Attempted 40 passes:** Texas State (42), 11/12/22  
**Attempted 50 passes:** New Mexico State (61), 12/2/17  
**Had 300 yards passing:** ULM (371), 10/15/22  
**Had 400 yards passing:** Oklahoma State (453), 9/8/18  
**Attempted less than 10 passes:** Georgia Southern (9), 10/29/20  
**Had 5 passing TDs:** n/a  
**Had 500 yards of total offense:** Tennessee (561), 11/20/21  
**Scored 40 points:** Tennessee (60), 11/20/21  
**Scored 50 points:** Tennessee (60), 11/20/21  
**Scored 60 points:** Tennessee, 11/20/21  
**Scored a safety:** Tennessee, 11/20/21  
**Scored a touchdown on defense:** Georgia Southern (26), 11/5/22 (Khadry Jackson, 43-yd interception return)  
**Scored a touchdown on special teams:** Louisiana, 10/1/22 (Eric Garror, 69 yd punt return)  
**Scored a touchdown on offense, defense and special teams:** Nebraska, 8/31/19  
**Scored a touchdown on its first offensive play of the game:** n/a  
**Scored a touchdown on the opening play of the game:** n/a  
**Returned a punt for a TD:** Louisiana, 10/1/22 (Eric Garror, 69 yds)  
**Returned a blocked punt for a TD:** n/a  
**Returned a kickoff for a TD:** Tennessee, 11/20/21 (Velus Jones Jr. 96 yds)  
**Returned the opening kickoff for a TD:** n/a  
**Returned an interception for a TD:** Georgia Southern (26), 11/5/22 (Khadry Jackson, 43-yd interception return)  
**Returned a fumble for a TD:** Memphis, 9/14/19 (Austin Hall 48 yds)  
**Did not commit a turnover:** Tennessee, 11/20/21  
**Had a 100-yd rusher and 100-yd receiver in the same game:** Spencer Brown (105) and Austin Watkins Jr. (183), UAB, 9/24/20  
**Had 2 100-yd rushers in the same game:** Kenneth Gainwell (145) and Kylan Watkins (113), Memphis, 9/14/19  
**Had 2 100-yd passers in the same game:** Logan Bonner (183) and Layne Hatcher (141), Arkansas State, 11/28/20  
**Had 2 100-yd receivers in the same game:** Velus Jones Jr. (103) and Cedric Tillman, Tennessee, 11/20/21  
**Had a 200-yard receiver in a game:** Tyrone Howell (244), ULM, 10/15/22  
**Blocked a punt:** Bowling Green, 9/11/21 (Patrick Day)  
**Blocked a FG attempt:** Louisiana, 11/16/19 (Bennie Higgins)  
**Blocked a PAT:** Louisiana, 10/2/21 (Kendall Wilkerson)  
**Did not punt:** Troy, 10/16/19  
**Had 10 punts:** Milford Academy (11), 11/7/09  
**Had 5 sacks:** Troy, 12/5/20  
**Broke up 10 passes:** n/a  
**Did not allow a sack:** Nicholls, 9/3/22  
**Won a game without scoring an offensive TD:** n/a  
**Won a game when trailing after three quarters:** UCLA, 9/17/22 (USA led 31-23)  
**Won a game when trailing by 10 or more points:** Coastal Carolina, 11/26/21 (USA led 10-0)

**Scored in the final minute of regulation to win a game:** UCLA, 9-17/22 (Nicholas Barr-Mira 24-yard field goal with 0:00 left)

**Scored on the final play to win a game:** UCLA, 9-17/22 (Nicholas Barr-Mira 24-yard field goal with 0:00 left)

## PLAYER CAREER HIGHS

### Quarterbacks

#### 1 – Desmond Trotter

Completions	25, vs. Georgia State, 11/21/20
Pass Attempts	43, vs. Georgia State, 11/21/20
Yards Passing	299, at Southern Mississippi, 9/3/20
TDs Passing	4, vs. Arkansas State, 11/29/19
Longest Completion	80, vs. ULM, 10/24/20
Rushing Attempts	15, vs. Georgia State, 11/21/20
Yards Rushing	64, vs. Louisiana, 11/16/19
TDs Rushing	1, 3x, last at Troy, 11/6/21
Longest Rush	25, vs. Louisiana, 11/16/19
Total Offense Yds	340, at Southern Mississippi, 9/3/20
TDs Accounted For	4, 2x, last vs. ULM, 10/24/20 (3 pass, 1 rush)

#### 2 – Carter Bradley

Completions	29, 2x, last vs. Troy, 10/20/22
Pass Attempts	*44, at Northern Illinois, 12/5/20
Yards Passing	*432, at Northern Illinois, 12/5/20
TDs Passing	4, vs. Texas State, 11/12/22
Longest Completion	*84, vs. Norfolk State, 9/4/21
Yards Rushing	*44, at Northern Illinois, 12/5/20
TDs Rushing	1, 2x, last at Louisiana 10/1/22
Longest Rush	*20, vs. Central Michigan, 12/12/20
Total Offense Yds	*432, at Northern Illinois, 12/5/20
TDs Accounted For	4, 2x, last , vs. Texas State, 11/12/22 (4 pass, 0 rush)

#### \* – at Toledo

#### 10 – Tanner McGee

Completions	6, at Arkansas State, 11/28/20
Pass Attempts	8, at Arkansas State, 11/28/20
Yards Passing	145, at Arkansas State, 11/28/20
TDs Passing	2, at Arkansas State, 11/28/20
Longest Completion	51, at Arkansas State, 11/28/20
Rushing Attempts	4, at Arkansas State, 11/28/20
Yards Rushing	8, at Arkansas State, 11/28/20
Longest Rush	7, at Arkansas State, 11/28/20
Total Offense Atts	12, at Arkansas State, 11/28/20
Total Offense Yds	153, at Arkansas State, 11/28/20
TDs Accounted For	2, at Arkansas State, 11/28/20 (2 pass)

#### 17 – Eli Gainey

Completions	6, vs. Troy, 12/5/20
Pass Attempts	9, vs. Troy, 12/5/20
Yards Passing	38, vs. Troy, 12/5/20
Longest Completion	13, vs. Troy, 12/5/20

### Running Backs

#### 3 – La'Damian Webb

100-yard Rushing Games	4, last at Georgia Southern, 11/5/22
Rushing Attempts	35, at Georgia Southern, 11/5/22
Yards Rushing	247, at Georgia Southern, 11/5/22
TDs Rushing	4, at Georgia Southern, 11/5/22
Longest Rush	69, at Arkansas State, 10/29/22
Receptions	6, at UCLA, 9/17/22
Yards Receiving	42, at UCLA, 9/17/22
Longest Reception	28, vs. Louisiana Tech, 9/24/22
All-Purpose Yards	247, at Georgia Southern, 11/5/22

#### 12 – Omni Wells

Rushing Attempts	17, vs. ULM, 10/15/22
Yards Rushing	85, vs. ULM, 10/15/22
TDs Rushing	–
Longest Rush	44, vs. ULM, 10/15/22
Receptions	2, 3x, last at Southern Miss, 11/19/22
Yards Receiving	*40, vs. Tennessee State, 11/20/21
Longest Reception	*40, vs. Tennessee State, 11/20/21
All-Purpose Yards	98, vs. ULM, 10/15/22

#### \* – at Mississippi State

#### 14 – Braylon McReynolds

100-yard Rushing Games	1, last at Southern Miss, 11/19/22
Rushing Attempts	15, at Southern Miss, 11/19/22 2
Yards Rushing	102, at Southern Miss, 11/19/22
TDs Rushing	–
Longest Rush	64, at Southern Miss, 11/19/22
Receptions	4, vs. Nicholls, 9/3/22
Yards Receiving	66, at Southern Miss, 11/19/22
Longest Reception	33, at Southern Miss, 11/19/22
Punt Return Yards	11, vs. Nicholls, 9/3/22
Longest Punt Return	11, vs. Nicholls, 9/3/22
Kick Return Yards	58, at Georgia Southern, 11/5/22
Longest Kick Return	36, at Georgia Southern, 11/5/22
All-Purpose Yards	183, at Southern Miss, 11/19/22

#### 21 – Bryan Hill

Rushing Attempts	22, vs. Louisiana, 10/2/21
Yards Rushing	81, vs. Louisiana, 10/2/21
TDs Rushing	2, vs. Louisiana, 10/2/21
Longest Rush	58, vs. Georgia Southern, 10/14/21
Receptions	1, 5x, last at Tennessee, 11/20/21
Yards Receiving	16, vs. Alcorn State, 9/18/21
Longest Reception	16, vs. Alcorn State, 9/18/21
All-Purpose Yards	83, vs. Louisiana, 10/2/21

#### 24 – Damean Bivins

Rushing Attempts	2, vs. Arkansas State, 11/29/19
Yards Rushing	10, vs. Arkansas State, 11/29/19
Longest Rush	5, vs. Arkansas State, 11/29/19

## PLAYER CAREER HIGHS

### 29 – Marco Lee Jr.

Rushing Attempts	15, vs. ULM, 10/15/22
Yards Rushing	93, vs. ULM, 10/15/22
TDs Rushing	2, 2x, last vs. ULM, 10/15/22
Longest Rush	32, vs. ULM, 10/15/22
Receptions	--
Yards Receiving	--
Longest Reception	--
Longest Kickoff Return	*31, vs. Middle Tennessee, 9/11/21
All-Purpose Yards	93, vs. ULM, 10/15/22

\* – at Virginia Tech

### Wide Receivers/Tight Ends

#### 0 – Jalen Wayne

TD Receptions	2, 2x, last vs. ULM, 10/15/22
100-Yard Games	4, last, 127, vs. ULM, 10/15/22
Receptions	10, at Central Michigan, 9/10/22
Yards Receiving	127, vs. ULM, 10/15/22
Longest Reception	64-TD, vs. ULM, 10/15/22
Rushing Attempts	2, at Louisiana, 11/17/18
Yards Rushing	14, at Louisiana, 11/17/18
Longest Rush	11, 2x, last at Louisiana, 11/17/18
Punt Return Yards	36, vs. UAB, 9/24/20
Long Punt Return	20, vs. UAB, 9/24/20

#### 4 – Caullin Lacy

TD Receptions	1, 5x, at Southern Miss, 11/19/22
100-Yard Games	2, last, 133, vs. ULM, 10/15/22
Receptions	12, vs. ULM, 10/15/22
Yards Receiving	133, vs. ULM, 10/15/22
Longest Reception	49, at Southern Mississippi, 9/4/21
Yards Rushing	38, vs. Troy, 12/5/20
Longest Rush	21, vs. Troy, 12/5/20
Kickoff Return Yds	73, at Southern Miss, 11/19/22
Long Kickoff Return	49, vs. ULM, 10/15/22
Punt Return Yards	57, vs. Louisiana Tech, 9/24/22
Punt Return TDs	1, vs. Louisiana Tech, 9/24/22
Longest Punt Return	57-TD, vs. Louisiana Tech, 9/24/22
All-Purpose Yards	236, vs. ULM, 10/15/22

#### 6 – Jay'juan Townsend

Receptions	1, 3x, last at Louisiana 10/1/22
Yards Receiving	62, vs. Georgia Southern, 10/14/21
Longest Reception	62, vs. Georgia Southern, 10/14/21
Kickoff Returns	2, vs. Arkansas State, 10/30/21
Kickoff Return Yds	26, vs. Arkansas State, 10/30/21
Long Kickoff Return	20, at Appalachian State, 11/13/21
Blocked Punt	1, at Arkansas State, 10/29/22

#### 8 – DJ Thomas-Jones

TD Receptions	1, 2x, last vs. Texas State, 11/12/22
Receptions	4, at Arkansas State, 10/29/22
Yards Receiving	48, at Arkansas State, 10/29/22
Longest Reception	19, at Arkansas State, 10/29/22

### 9 – Devin Voisin

TD Receptions	2, vs. Texas State, 11/12/22
100-Yard Games	2, last, 118, vs. Texas State, 11/12/22
Receptions	9, vs. Troy, 10/20/22
Yards Receiving	141, vs. ULM, 10/15/22
Longest Reception	46, vs. ULM, 10/15/22

### 11 – Nae'Sean Dickerson

TD Receptions	--
Receptions	--
Yards Receiving	--
Longest Reception	--

### 13 – Christian Wortham

TD Receptions	--
Receptions	--
Yards Receiving	--
Longest Reception	--

### 19/27 – Jacob Hopper

Receptions	2, 2x, last at Appalachian State, 11/13/21
Yards Receiving	42, at Appalachian State, 11/13/21
TD Receptions	1, at Appalachian State, 11/13/21
Longest Reception	27, at Appalachian State, 11/13/21

### 20 – Brandon Crum

Receptions	3, 2x, last vs. Arkansas State, 10/30/21
Yards Receiving	51, at Georgia State, 11/23/19
TD Receptions	1, 2x, last vs. Arkansas State, 10/30/21
Longest Reception	36v at Georgia Southern, 10/29/20

### 84 – Oakley Coleman

TD Receptions	--
Receptions	--
Yards Receiving	--
Longest Reception	--

### 86 – Todd Justice

TD Receptions	--
Receptions	1, vs. Louisiana Tech, 9/24/22
Yards Receiving	15, vs. Louisiana Tech, 9/24/22
Longest Reception	15, vs. Louisiana Tech, 9/24/22
Yards Rushing	30, at Georgia Southern, 11/5/22
Longest Rush	30, at Georgia Southern, 11/5/22

### 88 – Lincoln Sefcik

Receptions	9, at Troy, 11/6/21
Yards Receiving	55, at Troy, 11/6/21
TD Receptions	1, 6x, last vs. Louisiana Tech, 9/24/22
Longest Reception	19, 2x, last at Georgia Southern, 11/5/22

### 89 – Jamaal Pritchett

TD Receptions	--
Receptions	--
Yards Receiving	--
Longest Reception	--

## PLAYER CAREER HIGHS (DEFENSE)

### 0 – Keith Gallmon Jr.

Total Tackles	12, at Southern Mississippi, 9/3/20
Solo Tackles	9, at UAB, 9/21/19
10-Tackle Games	4, last at Arkansas State, 11/28/20
Interceptions	1, 3x, last at Bowling Green, 9/11/21
Long Int. Return	5 at Georgia Southern, 10/29/20
Passes Broken Up	3, 2x, last at Louisiana, 11/14/20
Forced Fumbles	1, 2x, last at Georgia Southern, 10/29/20
Fumble Recoveries	1, at Nebraska, 8/31/19

### 1 – Jalen Jordan

Total Tackles	*11, at Arkansas, 10/17/20
Solo Tackles	8, at Georgia Southern, 11/5/22
Tackles For Loss	*1, vs. Auburn, 10/24/20
10-Tackle Games	2, last (10) at Georgia Southern, 11/5/22
Interceptions	–
Long Int. Return	–
Passes Broken Up	*1, vs. Florida, 9/26/20
Forced Fumbles	*1, vs. Florida, 9/26/20
Fumble Recoveries	*1, vs. Indiana, 1/2/21

### \* – at Ole Miss

### 2 – Jaden Voisin

Total Tackles	17, at Southern Miss, 11/19/22
Solo Tackles	6, at Southern Miss, 11/19/22
Tackles For Loss	1½, at Southern Miss, 11/19/22
Interceptions	1, 2x, last at Southern Miss, 11/19/22
Long Int. Return	30, at Louisiana 10/1/22
Passes Broken Up	1, 3x, last vs. Texas State, 11/12/22
Forced Fumbles	1, 2x, last at Louisiana 10/1/22
Fumble Recoveries	1, at Louisiana 10/1/22

### 3 – A.J. DeShazor

Total Tackles	10, 2x, last at Appalachian State, 11/13/21
Solo Tackles	7, vs. Troy, 12/5/20
Sacks	1, vs. ULM, 10/15/22
Tackles For Loss	1½, at Southern Mississippi, 9/3/20
10-Tackle Games	2, last at Appalachian State, 11/13/21
Interceptions	1, at Nebraska, 8/31/19
Long Int. Return	18, at Nebraska, 8/31/19
Passes Broken Up	1, 5x, last vs. Georgia Southern, 10/14/21
Fumble Recoveries	1, 4x, last vs. Arkansas State, 10/30/21
Long Fumble Return	30, vs. Memphis, 9/14/19

### 4 – James Miller

Total Tackles	9, vs. ULM, 10/15/22
Solo Tackles	7, vs. Texas State, 11/12/22
Tackles For Loss	2, vs. Texas State, 11/12/22
Sacks	1, 2x, last vs. Texas State, 11/12/22
Passes Broken Up	*2, at Iowa, 9/4/21
Forced Fumbles	*1, 2x, last at Penn State, 11/16/19
Fumble Recoveries	*1, at Wisconsin, 12/5/20

### \* – at Indiana

### 6 – Jamar Richardson

Total Tackles	*5, vs. Auburn, 10/24/20
Solo Tackles	2, 3x, last vs. Texas State, 11/12/22
Tackles For Loss	1, 3x, last vs. Texas State, 11/12/22
Interceptions	–
Long Int. Return	–
Passes Broken Up	*2, at Central Michigan, 9/10/22

### \* – at Ole Miss

### 7 – Marquise Robinson

Total Tackles	6, 2x, last vs. ULM, 10/15/22
Solo Tackles	3, vs. ULM, 10/15/22
Tackles For Loss	–
Interceptions	–
Long Int. Return	–
Passes Broken Up	1, 2x, last at Arkansas State, 10/29/22

### 8 – Yam Banks

Total Tackles	6, 5x, last vs. Troy, 10/20/22
Solo Tackles	6, vs. Troy, 10/20/22
Tackles For Loss	2, 2x, last vs. Georgia Southern, 10/14/21
Sacks	1, at Southern Miss, 11/19/22
Passes Broken Up	3, vs. Louisiana Tech, 9/24/22
Interceptions	2, vs. Louisiana Tech, 9/24/22
Forced Fumbles	2, vs. Southern Mississippi, 9/4/21
Fumble Recoveries	1, 2x, last vs. Louisiana Tech, 9/24/22

### 9 – Ke'Shun Brown

Total Tackles	6, 2x, last vs. Troy, 10/20/22
Solo Tackles	4, at UCLA, 9/17/22
Tackles For Loss	2, vs. Arkansas State, 10/30/21
Sacks	1, vs. Arkansas State, 10/30/21
10-Tackle Games	–
Interceptions	1, 2x, last vs. Texas State, 11/12/22
Long Int. Return	15-yard TD, vs. Texas State, 11/12/22
Passes Broken Up	1, vs. Louisiana Tech, 9/24/22
Forced Fumbles	1, 2x, last at Central Michigan, 9/10/22
Fumble Recoveries	–
Long Fumble Return	–

### 10 – Quentin Wilfawn

Total Tackles	11, vs. Arkansas State, 10/30/21
Solo Tackles	–
Tackles For Loss	1, 3x, last vs. Nicholls, 9/3/22
Sacks	½, 2x, last vs. Arkansas State, 10/30/21
10-Tackle Games	–
Forced Fumbles	1, at ULM, 10/23/21
Fumble Recoveries	1, at Bowling Green, 9/11/21
Passes Broken Up	1, vs. UAB, 9/24/20



## PLAYER CAREER HIGHS (DEFENSE)

### 11 – Jamie Sheriff

Total Tackles	6, at Southern Miss, 11/19/22
Solo Tackles	3, 2x, last at Arkansas State, 11/28/20
Tackles For Loss	1½, 3x, last at Arkansas State, 10/29/22
Sacks	1½, 2x, last at Arkansas State, 10/29/22
Forced Fumble	1, vs. Louisiana Tech, 9/24/22
Pass Break Ups	2, vs. ULM, 10/15/22

### 12 – Jamall Hickbottom

Total Tackles	4, 3x, last vs. Coastal Carolina, 11/26/21
Solo Tackles	4, vs. Georgia Southern, 10/14/21
Tackles For Loss	1, 2x, last at Appalachian State, 11/13/21
Sacks	1, vs. Georgia Southern, 10/14/21
Forced Fumbles	1, at Appalachian State, 11/13/21

### 13 – CJ Thompson

Total Tackles	4, at Tennessee, 11/20/21
Solo Tackles	3, 2x, last at Georgia Southern, 11/5/22
Tackles For Loss	1, at Arkansas State, 10/29/22
Passes Broken Up	1, at Bowling Green, 9/11/21
Interceptions	1, vs. Louisiana Tech, 9/24/22
Long Int. Return	–

### 14 – CJ Rias

Total Tackles	6, at Louisiana 10/1/22
Solo Tackles	4, 2x, last at Louisiana 10/1/22
Tackles For Loss	2½, at Georgia Southern, 11/5/22
Sacks	2, at Bowling Green, 9/11/21
Forced Fumbles	1, at UCLA, 9/17/22
Interceptions	1, vs. Georgia Southern, 10/14/21
Long Int. Return	–
Passes Broken Up	1, vs. Nicholls, 9/3/22

### 16 – Marvin Martin

Total Tackles	3, at UCLA, 9/17/22
Solo Tackles	3, at UCLA, 9/17/22
Tackles For Loss	½, 2x, last vs. Louisiana Tech, 9/24/22
Interceptions	–
Long Int. Return	–
Passes Broken Up	1, vs. Louisiana Tech, 9/24/22
Fumble Recoveries	–
Long Fumble Return	–
Returned Blocked Punt for TD	*1, vs. West Virginia, 11/13/21

\* – at Kansas State

### 17 – Zeke Chapman

Total Tackles	3, at Texas State, 10/9/21
Solo Tackles	1, 2x, last at Tennessee, 11/20/21
Tackles For Loss	½, at Bowling Green, 9/11/21
Fumble Recoveries	1, at UCLA, 9/17/22

### 18 – Darrell Luter Jr.

Total Tackles	5, 3x, last at Southern Miss, 11/19/22
Solo Tackles	4, vs. Louisiana, 10/2/21
Tackles For Loss	1, 2x, last vs. Arkansas State, 10/30/21
Interceptions	2, vs. Arkansas State, 10/30/21
Long Int. Return	19, at Texas State, 10/9/21
Forced Fumbles	1, vs. Tulane, 9/12/20
Passes Broken Up	3, vs. Alcorn State, 9/18/21

### 19 – Dallas Gamble

Total Tackles	3, at Tennessee, 11/20/21
Solo Tackles	3, at Tennessee, 11/20/21

### 20 – Lamondre Brooks

Total Tackles	3, vs. Louisiana Tech, 9/24/22
Solo Tackles	1, 4x, last vs. Texas State, 11/12/22
Tackles For Loss	1, vs. Texas State, 11/12/22
Sacks	½, vs. Georgia Southern, 10/14/21
Forced Fumble	1, at Arkansas State, 10/29/22

### 21 – D.K. Bonhomme

Total Tackles	*4, vs. Maryland, 11/28/20
Solo Tackles	*3, vs. Maryland, 11/28/20
Tackles For Loss	*1, 2x, last vs. Maryland, 11/28/20
Fumble Recoveries	–
Long Fumble Return	–
Recovered Safety	1, vs. Maryland, 11/28/20

\* – at Indiana

### 22 – Trey Kiser

Total Tackles	10, vs. Texas State, 11/12/22
Solo Tackles	10, vs. Texas State, 11/12/22
Tackles For Loss	3, vs. Texas State, 11/12/22
Sacks	1, 3x, last at Louisiana 10/1/22
Fumble Recoveries	1, at Central Michigan, 9/10/22
Passes Broken Up	1, at Georgia Southern, 11/5/22

### 23 – Tremel States-Jones

Total Tackles	1, vs. Nicholls, 9/3/22
Solo Tackles	1, vs. Nicholls, 9/3/22
Tackles For Loss	–
Fumble Recoveries	–
Long Fumble Return	–

### 24 – Ricky Fletcher

Total Tackles	1, 3x, last at Georgia Southern, 11/5/22
Solo Tackles	–
Tackles For Loss	–
Interceptions	–
Long Int. Return	–
Passes Broken Up	–

## PLAYER CAREER HIGHS (DEFENSE)

### 25 – Khalil Jacobs

Total Tackles	1, at Georgia Southern, 11/5/22
Solo Tackles	--
Tackles For Loss	--
Interceptions	--
Long Int. Return	--
Passes Broken Up	--

### 28 – Jason Brooks

Total Tackles	1, at Central Michigan, 9/10/22
Solo Tackles	--
Tackles For Loss	--
Interceptions	--
Long Int. Return	--
Passes Broken Up	--

### 30 – Charles Coleman III

Total Tackles	7, vs. Coastal Carolina, 11/26/21
Solo Tackles	3, 2x, last vs. Troy, 10/20/22
Tackles For Loss	2, vs. Troy, 10/20/22
Sacks	1½, 3x, last vs. Troy, 10/20/22
Passes Broken Up	1, 4x, last vs. Arkansas State, 10/30/21
Forced Fumbles	1, at Coastal Carolina, 11/7/20
Blocked Field Goals	1, at Georgia Southern, 11/5/22

### 33 – Terry Perry

Total Tackles	4, at ULM, 10/23/21
Solo Tackles	3, at ULM, 10/23/21
Tackles For Loss	1, 3x, last at Tennessee, 11/20/21
Sacks	1, 2x, last at Tennessee, 11/20/21

### 35 – Ricky Hyatt Jr.

Total Tackles	2, at Georgia Southern, 11/5/22
Solo Tackles	1, at Georgia Southern, 11/5/22
Tackles For Loss	--
Interceptions	--
Long Int. Return	--
Passes Broken Up	--

### 39 – Dalton Hughes

Total Tackles	1, at Louisiana 10/1/22
Solo Tackles	--
Tackles For Loss	--
Interceptions	--
Long Int. Return	--
Passes Broken Up	--

### 45 – Ed Smith IV

Total Tackles	1, 4x, last at UCLA, 9/17/22
Solo Tackles	3, at UCLA, 9/17/22
Tackles For Loss	½, vs. Nicholls, 9/3/22
Fumble Recoveries	1, at UCLA, 9/17/22

### 48 – Gi'Narious Johnson

Total Tackles	5, vs. Troy, 12/5/20
Solo Tackles	5, vs. Troy, 12/5/20
Tackles For Loss	1, 6x, last at Arkansas State, 10/29/22
Sacks	1, 4x, last at Arkansas State, 10/29/22
Fumble Recoveries	1, at Arkansas State, 10/29/22
Passes Broken Up	1, vs. Troy, 12/5/20

### 55 – Maurice Strong Jr.

Total Tackles	4, 2x, last vs. Arkansas State, 11/29/19
Solo Tackles	2, 3x, last vs. Tulane, 9/12/20
Tackles For Loss	1½, vs. Texas State, 10/17/20
Sacks	½, vs. Arkansas State, 11/29/19
Forced Fumbles	1, vs. Arkansas State, 11/29/19
Fumbles Recovered	1, vs. Tulane, 9/12/20

### 90 – Carlos Johnson Jr.

Total Tackles	2, 2x, last at Texas State, 10/9/21
Solo Tackles	2, vs. Southern Mississippi, 9/4/21
Tackles For Loss	1, 3x, last at Arkansas State, 10/29/22
Sacks	1, 2x, last at Tennessee, 11/20/21

### 91 – Nathan Rawlins-Kibonge

Total Tackles	1, 2x, last at Arkansas State, 10/29/22
Solo Tackles	--
Tackles For Loss	--
Sacks	--

### 95 – Brock Higdon

Total Tackles	4, 2x, last at Southern Miss, 11/19/22
Solo Tackles	2, 3x, last at Southern Miss, 11/19/22
Tackles For Loss	2½, at Southern Miss, 11/19/22
Sack	1, 3x, last at Southern Miss, 11/19/22
Forced Fumbles	1, 2x, last vs. Nicholls, 9/3/22

### 99 – Wy'Kevious Thomas

Total Tackles	8, at Texas State, 10/9/21
Solo Tackles	5, at UCLA, 9/17/22
Tackles For Loss	2, vs. Alcorn State, 9/18/21
Sacks	1, 4x, last at Arkansas State, 10/29/22
Forced Fumbles	1, at Arkansas State, 10/29/22
Fumble Recoveries	1, 2x, last vs. Coastal Carolina, 11/26/21

## PLAYER CAREER HIGHS (SPECIAL TEAMS)

### 28 – Travis Drosos

Total Tackles 1, 4x, last vs. Arkansas State, 10/30/21  
Solo Tackles 1, 2x, last at ULM, 10/23/21

### 31 – Jacob Meeks

Field Goals \*1, 2x, last at Florida State, 9/7/19  
Long Field Goal \*40, vs. Grambling, 8/31/19  
Extra Points \*5, at Florida State, 9/7/19  
Total Points \*8, at Florida State, 9/7/19

\* – at ULM

### 36 – Diego Guajardo

Field Goals 3, 2x, last at Bowling Green, 9/11/21  
Long Field Goal 54, at Georgia Southern, 10/29/20  
Extra Points 6, vs. Nicholls, 9/3/22  
Total Points 12, 2x, last vs. Nicholls, 9/3/22  
Game-Winning Field Goals 2, last 42 yards, at Louisiana 10/1/22

### 92 – Jack Brooks

Punts 10, vs. Appalachian State, 10/26/19  
Yards Punting 382, vs. Appalachian State, 10/26/19  
Long Punt 66, 2x, last vs. Coastal Carolina, 11/26/21  
Inside 20 4, vs. Nicholls, 9/3/22  
50+ yards 3, 3x, last at App State, 11/13/21  
Punting Average 63.00, vs. Coastal Carolina, 11/26/21

**THE WOMMACK FILE**

Born	April 19, 1987
Hometown	Springfield, Mo.
Wife	Melissa
Children	Asher, Tatum, Jones

**COACHING HISTORY**

Year	School	Position
2010	UT-Martin	quarterbacks
2011	Jacksonville State	GA/defensive line
2012-13	Ole Miss	GA/safeties
2014-15	Eastern Illinois	defensive coordinator
2016-17	South Alabama	defensive coordinator
2018	Indiana	linebackers
2019-20	Indiana	defensive coordinator
2021-	South Alabama	head coach

**PLAYING HISTORY**

Year	School
2005-06	Arkansas
2007-09	Southern Miss

**RECORD AGAINST OPPONENTS**

Alcorn State	1-0
App State	0-1
Arkansas State	2-0
Bowling Green	1-0
Central Michigan	1-0
Coastal Carolina	0-1
Georgia Southern	2-0
Louisiana	1-1
Louisiana Tech	1-0
Nicholls	1-0
Old Dominion	0-0
Southern Miss	2-0
Tennessee	0-1
Texas State	1-1
Troy	0-2
UCLA	0-1
ULM	1-1

**HEAD COACH KANE WOMMACK**

Kane Wommack enters his second year as the head coach of the University of South Alabama football program after being named the leader of the program on December 12, 2020. He was a finalist for the award given to the top NCAA Football Bowl Subdivision assistant coach prior to being named the head coach of the Jags.

Wommack (pronounced WAH-mick), 35, became the third head coach since the inception of South's program and was the youngest at the NCAA FBS level. The Jaguars' defensive coordinator in 2016 and '17, he returned to the program after working three years as linebackers' coach at Indiana including serving as the Hoosiers' defensive coordinator his final two seasons.

Last season, South Alabama finished 5-7 in Wommack's first season and had eight players picked up honors from the Sun Belt Conference including Sun Belt Offensive Player of the Year Jalen Tolbert who became the first draftee in the NFL during the Wommack era. The Jags' Tolbert and Darrell Luter, Jr. were named First Team All-Conference, while Keith Gallmon, Jr. and Lincoln Sefcik earned second- and third-team honors respectively. Meanwhile, Jake Bentley, Jack Brooks, Wy'Kevious Thomas and Jalen Wayne earned honorable mention honors.

Prior to his return to South Alabama, Wommack was one of five finalists for the Broyles Award in the fall after his efforts helped IU post a 6-2 mark overall on the way to finishing 12th in the final Associated Press poll after earning an invitation to the Outback Bowl. His unit led the Big Ten Conference with both 17 interceptions and a 64 percent red zone defensive rate – ranking first in the country in the latter category and second in the former – while also pacing the league with 20 takeaways and 3.12 sacks per contest. The Hoosiers also finished 10th nationally in turnover margin (1.00) and were among the top 25 in scoring (20.2 points per game) and passing efficiency (120.96 rating) as well in 2020.

Following the season, seven members of the IU defense earned all-Big Ten honors including a school-record four – Jamar Johnson, Jerome Johnson, Micah McFadden and Tiawan Mullen – first-team selections. Mullen also became the first cornerback in program history to earn first-team All-America honors after being recognized by the Football Writers Association of America (FWAA) while McFadden was a third-team Associated Press All-American.

In his first year as the youngest Power 5 defensive coordinator, Wommack led IU to top-50 rankings nationally in scoring, total, rush and pass defense for the first time since 1993. His efforts helped the Hoosiers hold four opponents to three points or less, the most in one season since limiting five to three or fewer in 1945.

Wommack was the Jaguars' defensive coordinator and linebackers coach during the 2016 and '17 campaigns, leading a unit that was among the top 10 in the country in passing defense (174.6 ypg) while allowing over 10 points fewer than the previous season – his fifth-best improvement in the NCAA FBS that fall – his first year on the staff. In 2017, South was in the top

## STARTERS CHART FOR 2022 (UPDATE)

QUARTERBACKS	TOTAL	STREAK
Carter Bradley	11	11
RUNNING BACKS	TOTAL	STREAK
La'Damian Webb	9	-
Omni Wells	1	-
Braylon McReynolds	1	1
RECEIVERS	TOTAL	STREAK
Caullin Lacy	9	8
Devin Voisin	11	11
Jalen Wayne	11	11
OFFENSIVE LINE	TOTAL	STREAK
Kent Foster	2	-
James Jackson	11	11
Dontae Lucas	9	1
Josh McCullough	8	8
PJ Mixon	3	-
Reggie Smith	11	11
Adrein Strickland	11	11
TIGHT ENDS	TOTAL	STREAK
Brandon Crum	2	-
Jacob Hopper	1	-
DJ Thomas-Jones	3	1
Lincoln Sefcik	8	1
DEFENSIVE LINE	TOTAL	STREAK
Zeke Chapman	1	-
Charles Coleman III	8	2
Jamall Hickbottom	2	-
Gi'Narious Johnson	1	-
Jamie Sheriff	10	10
Wy'kevious Thomas	9	1
LINEBACKERS	TOTAL	STREAK
James Miller	11	11
CJ Rias	11	11
Quentin Wilfawn	3	-
Trey Kiser	6	5
A.J. DeShazor, Jr.	1	-
DEFENSIVE BACKS	TOTAL	STREAK
Yam Banks	11	11
Rickey Hyatt, Jr.	1	1
Jalen Jordan	10	-
Darrell Luter, Jr.	11	11
Jaden Voisin	8	4
Jamar Richardson	3	-
Marquise Robinson	6	3

## WEEK 13 DEPTH CHART

## OFFENSE

LT	65	Josh McCullough (6-3, 312, Jr.)	76	PJ Mixon (6-4, 292, Sr.)
LG	55	Dontae Lucas (6-4, 322, Jr.)	69	Kent Foster (6-3, 291, Sr.)
C	68	James Jackson (6-3, 319, Sr.)	78	Trey Simpson (6-2, 295, Jr.)
RG	67	Reggie Smith (6-1, 295, Jr.)	71	James Robinson (6-4, 345, R-So.)
RT	70	Adrein Strickland (6-6, 323, Fr.)	73	Daniel Foster-Allen (6-3, 298, R-Jr.)
QB	2	Carter Bradley (6-3, 216, Jr.)	1	Desmond Trotter (6-3, 224, Jr.)
RB	3	La'Damian Webb (5-7, 208, Jr.)	14	Braylon McReynolds (5-8, 180, Fr.)
TE	88	Lincoln Sefcik (6-3, 244, Jr.)	8	DJ Thomas-Jones (6-3, 250, Jr.)
TE	20	Brandon Crum (6-4, 255, Jr.)	19	Jacob Hopper (6-6, 248, So.)
X	0	Jalen Wayne (6-2, 207, Sr.)	6	Jay'juan Townsend (6-0, 185, So.)
H	4	Caullin Lacy (5-10, 190, So.)	89	Jamal Pritchett (5-8, 169, Fr.)
Z	9	Devin Voisin (6-0, 190, So.)	13	Christian Wortham (6-1, 189, R-Fr.)

## DEFENSE

BD	11	Jamie Sheriff (6-2, 262, R-Jr.)	95	Brock Higdon (6-7, 251, R-So.)
NG	99	Wy'kevious Thomas (6-2, 304, R-So.)	17	Zeke Chapman (6-2, 305, Sr.)
DT	30	Charles Coleman III (6-3, 282, Jr.)	55	Maurice Strong (6-1, 303, Jr.)
HY	8	Yam Banks (6-1, 208, So.)	23	Tremel States-Jones (6-0, 195, Fr.)
MLB	4	James Miller (6-1, 231, Jr.)	9	Ke'shun Brown (6-1, 233, R-So.)
ST	22	Trey Kiser (6-0, 230, Jr.)	5	A.J. DeShazor, Jr. (6-0, 224, Sr.)
WF	14	CJ Rias (6-2, 236, Jr.)	20	Lamondre Brooks (6-2, 238, Fr.)
FCB	7	Marquise Robinson (6-1, 193, So.)	6	Jamar Richardson (6-0, 180, Sr.)
RV	1	Jalen Jordan (5-9, 180, Jr.)	13	CJ Thompson (6-1, 205, Sr.)
FS	2	Jaden Voisin (6-0, 203, R-So.)	35	Rickey Hyatt, Jr. (6-1, 203, R-So.)
BCB	18	Darrell Luter, Jr. (6-0, 190, Sr.)	24	Ricky Fletcher (6-2, 193, Fr.)

## SPECIAL TEAMS

LS	28	Travis Drosos (6-0, 220, So.)	42	Anthony Zaccaro (6-2, 240, So.)
PK	36	Diego Guajardo (6-0, 192, Jr.)	31	Jacob Meeks (6-2, 192, Jr.)
H	92	Jack Brooks (6-0, 205, Jr.)	10	Tanner McGee (6-4, 222, R-So.)
P	92	Jack Brooks (6-0, 205, Jr.)	87	Jack Martin (5-11, 179, Jr.)
KOS	31	Jacob Meeks (6-2, 192, Jr.)	36	Diego Guajardo (6-0, 192, Jr.)
KR	12	Omni Wells (5-10, 200, Gr.)	14	Braylon McReynolds (5-8, 180, Fr.)
PR	4	Caullin Lacy (5-10, 190, So.)	14	Braylon McReynolds (5-8, 180, Fr.)

## PRONUNCIATION GUIDE

TERRION Avery	Tear-E-ahn	Diego GUAJARDO	Gwa-hardou	Jaden VOISON	Voy-son
D.K. BONHOMME	Bon-hamm	KENTON JERIDO	Ken-tun Gee-ree-doe	Anthony ZACCARO	Zuh-car-O
LAMONDRE Brooks	Luh-mahn-dre	GI'NARRIOOUS Johnson	Gee-nair-E-us		
KE'SHUN Brown	KEY-shun	CAULLIN Lacy	Call-un		
CHRYSTYILE Caldwell	CHRIS-tile	DARRELL Luter, Jr.	Duh-rell		
SHAHEIM Carroll	Shuh-heem	Lincoln SEFCIK	Seff-sick		
A.J. DESHAZOR, JR.	Dee-shay-zor	WY'KEVIOUS Thomas	Why-key-vee-us		
NAE'SAAN Dickerson	Na-shun	JAY'JUAN Townsend	Jay-juu-ahn		
Travis DROSOS	Dro-sus	Devin VOISON	Voy-son		

## NUMERICAL ROSTER

NO	PLAYER	POS	HT	WT	YR	HOMETOWN / HIGH SCHOOL / PREVIOUS SCHOOL
0	Keith Gallmon, Jr.	S	5-9	203	Sr.	Mobile, Ala. / Mobile Christian School
0	Jalen Wayne	WR	6-2	207	R-Sr.	Spanish Fort, Ala. / Spanish Fort HS
1	Jalen Jordan	CB	5-9	180	Jr.	Lake Cormorant, Miss. / Ole Miss
1	Desmond Trotter	QB	6-3	224	Jr.	Trondale, Ala. / Shades Valley HS
2	Carter Bradley	QB	6-3	218	Jr.	Jacksonville, Fla. / Toledo
2	Jaden Voisin	S	6-0	203	R-So.	Crestview, Fla. / Crestview HS
3	La'Damian Webb	RB	5-7	208	Jr.	Opelika, Ala. / Jones (Miss.) College
4	Caullin Lacy	WR	5-10	190	So.	Mobile, Ala. / Faith Academy
4	James Miller	LB	6-1	231	Jr.	Tampa, Fla. / Indiana
5	A.J. DeShazor, Jr.	ILB	6-0	224	Sr.	Lakeland, Fla. / Lake Gibson HS
6	Jamar Richardson	CB	6-0	180	Sr.	Aliceville, Ala. / Ole Miss
6	Jay'uan Townsend	WR	6-0	185	So.	Eufaula, Ala. / Eufaula HS
7	Marquise Robinson	CB	6-1	193	So.	Crosby, Miss. / Southwest Mississippi CC
8	Yam Banks	S	6-1	208	So.	Ridgeland, Miss. / Ridgeland HS
8	DJ Thomas-Jones	TE	6-3	250	Jr.	Whatley, Ala. / Ole Miss
9	Ke'Shun Brown	ILB	6-1	231	R-So.	Montgomery, Ala. / Texas A&M
9	Devin Voisin	WR	6-0	190	So.	Crestview, Fla. / Crestview HS
10	Tanner McGee	QB	6-4	222	R-So.	Randleman, N.C. / Randleman HS
10	Quentin Wilfawn	ILB	6-1	240	Sr.	Oxford, Miss. / Northwest Mississippi CC
11	Jamie Sheriff	DL	6-2	262	R-Jr.	Terry, Miss. / Mississippi Gulf Coast CC
11	Nae'Saan Dickerson	WR	6-2	195	R-Fr.	Ellenwood, Ga. / Hapeville Charter Career
12	Jamall Hickbottom	DL	6-2	288	So.	Mobile, Ala. / Williamson HS
12	Omni Wells	RB	5-10	200	Gr.	Moss Point, Miss. / Mississippi State
13	CJ Thompson	S	6-1	205	Sr.	Tulsa, Okla. / Northeastern Oklahoma AGM JC
13	Christian Wortham	WR	6-1	180	R-Fr.	Grenada, Miss. / Grenada HS
14	Braylon McReynolds	RB	5-8	180	Fr.	Mobile, Ala. / McGill-Toolen HS
14	CJ Rias	OLB	6-2	236	Jr.	Carrollton, Miss. / Copiah-Lincoln (Miss.) JC
15	Chrystyile Caldwell	LB	6-0	214	Fr.	Elba, Ala. / Elba HS
16	Marvin Martin	DB	6-0	196	So.	Vicksburg, Miss. / Kansas State
17	Zeke Chapman	DL	6-2	305	Sr.	Lake, Miss. / Pearl River (Miss.) CC
17	Eli Gainey	QB	6-3	214	So.	Flowery Branch, Ga. / Flowery Branch HS
18	Darrell Luter, Jr.	CB	6-0	190	Sr.	Hattiesburg, Miss. / Pearl River (Miss.) CC
18	Keyshawn Woodyard	WR	6-1	186	R-Fr.	Mobile, Ala. / UMS-Wright Preparatory School
19	Jacob Hopper	TE	6-6	248	So.	Boaz, Ala. / Sardis HS
20	Brandon Crum	TE	6-4	255	Jr.	Auburn, Ala. / Auburn HS
20	Lamondre Brooks	DL	6-2	238	Fr.	Birmingham, Ala. / Huffman HS
21	D.K. Bonhomme	LB	6-2	237	Jr.	Ottawa, Ontario, Canada / Indiana
21	Bryan Hill	RB	5-8	188	Jr.	Mobile, Ala. / Tuskegee
22	Trey Kiser	ILB	6-0	230	Jr.	Sulphur, Okla. / Northeastern Oklahoma AGM JC
23	Tremel States-Jones	DB	6-0	195	Fr.	Surrey, BC, Canada / Clearwater Academy
24	Damean Bivins	RB	6-0	210	R-So.	Pace, Fla. / Pace HS
24	Ricky Fletcher	DB	6-2	193	Fr.	Durant, Miss. / Holmes County HS
25	Khalil Jacobs	LB	6-2	218	Fr.	Clearwater, Fla. / Niceville HS
28	Jason Brooks	CB	5-8	169	Fr.	Mobile, Ala. / Mobile Christian School
28	Travis Drosos	LS	6-0	228	So.	Gilbert, Ariz. / Colorado
29	Marco Lee, Jr.	RB	5-11	235	Jr.	Columbus, Ga. / Virginia Tech
29	Christopher Wallace, Jr.	S	6-0	180	Fr.	Mobile, Ala. / Mary G. Montgomery HS
30	Charles Coleman III	DL	6-3	282	Jr.	Huntsville, Ala. / Mae Jemison HS
31	Jacob Meeks	PK	6-2	192	Jr.	Grand Prairie, Texas / Texas Tech / ULM
32	Blayne Myrick	LB	6-2	238	Fr.	Fairhope, Ala. / Fairhope HS
33	Terry Perry	DL	6-0	228	Jr.	Birmingham, Ala. / Lindsey Wilson (Ky.)
34	Jonathon Carter	RB	5-9	180	Fr.	Troy, Ala. / Charles Henderson HS
34	Jordan Whitely	LB	6-0	227	Fr.	Panama City, Fla. / Mosley HS
35	Rickey Hyatt, Jr.	S	6-1	203	R-So.	Westerville, Ohio / Kentucky
35	Nick Curtis	DL	6-5	210	R-So.	Birmingham, Ala. / Auburn
36	Diego Guajardo	PK	6-0	192	Jr.	Spanish Fort, Ala. / Daphne HS
39	Dalton Hughes	OLB	6-2	226	Fr.	Tupelo, Miss. / Tupelo HS
42	Anthony Zaccaro	LS	6-2	240	So.	Melville, N.Y. / Old Dominion
44	Nick Ruggs	TE	6-0	218	R-So.	Mobile, Ala. / McGill-Toolen Catholic HS
45	Ed Smith IV	DL	6-2	290	Fr.	Tuscaloosa, Ala. / Central HS
46	Shaheim Carroll	LB	6-2	228	Jr.	Gautier, Miss. / Jones (Miss) College
48	Gi'Narious Johnson	DL	6-1	301	Sr.	Gulfport, Miss. / Pearl River (Miss.) CC
51	Tyler Jernigan	OL	6-2	306	Jr.	Bay Minette, Ala. / Baldwin County HS
54	Sullivan Altman	ILB	5-9	205	R-So.	Rockledge, Fla. / Holy Trinity Episcopal Academy
55	Dontae Lucas	OL	6-4	322	Jr.	Overton, Fla. / Florida State

## ALPHABETICAL ROSTER

NO	NAME	POS
54	Sullivan Altman	LB
8	Yam Banks	S
83	Yasir Berry	WR
24	Damean Bivens	RB
21	D.K. Bonhomme	LB
2	Carter Bradley	QB
92	Jack Brooks	P
28	Jason Brooks	DB
20	Lamondre Brooks	DL
9	Ke'Shun Brown	LB
15	Chrystyile Caldwell	LB
77	Malachi Carney	OL
46	Shaheim Carroll	LB
34	Jonathon Carter	RB
17	Zeke Chapman	DL
84	Oakley Coleman	WR
30	Charles Coleman III	DL
20	Brandon Crum	TE
35	Nick Curtis	DL
16	Christopher Davis, Jr.	WR
5	A.J. DeShazor, Jr.	ILB
11	Nae'Saan Dickerson	WR
28	Travis Drosos	LS
24	Ricky Fletcher	DB
69	Kent Foster	OL
73	Daniel Foster-Allen	OL
17	Eli Gainey	QB
0	Keith Gallmon, Jr.	S
19	Dallas Gamble	CB
74	Reid Gavin	OL
72	John Gill	OL
36	Diego Guajardo	PK
12	Jamall Hickbottom	DL
95	Brock Higdon	DL
21	Bryan Hill	RB
19	Jacob Hopper	TE
39	Dalton Hughes	OLB
35	Rickey Hyatt, Jr.	S
68	James Jackson	OL
43	Quartez Jackson	DB
25	Khalil Jacobs	LB
64	Kenton Jerido	OL
51	Tyler Jernigan	OL
48	Gi'Narious Johnson	DL
90	Carlos Johnson, Jr.	DL
1	Jalen Jordan	CB
86	Todd Justice	TE
82	Parker Kahlert	WR
22	Trey Kiser	ILB
4	Caullin Lacy	WR
79	Logan Lanicek	OL
29	Marco Lee, Jr.	RB
41	Brandon Lockett	DB
55	Dontae Lucas	OL
18	Darrell Luter, Jr.	CB
87	Jack Martin	P
16	Marvin Martin	DB
27	Isaac Mason	CB
19	J.T. McARDle	QB
15	Victor McClinton	WR
65	Josh McCullough	OL
10	Tanner McGee	QB
14	Barylon McReynolds	RB
31	Jacob Meeks	PK
4	James Miller	LB

## NUMERICAL ROSTER

NO	PLAYER	POS	HT	WT	YR	HOMETOWN / HIGH SCHOOL / PREVIOUS SCHOOL
55	Maurice Strong Jr.	DL	6-1	303	Jr.	Raiford, Fla. / Union County HS
59	Sam Williams	OL	6-0	289	Fr.	Pascagoula, Miss. / Resurrection Catholic School
64	Kenton Jerido	OL	6-2	332	Fr.	Tuscaloosa, Ala. / Northridge HS
65	Josh McCulloch	OL	6-3	312	Jr.	Houston, Texas / Aldine Benjamin Davis HS
66	Kole Payne	OL	5-10	267	Fr.	Theodore, Ala. / Theodore HS
67	Reggie Smith	OL	6-1	295	Jr.	Pensacola, Fla. / Escambia HS
68	James Jackson	OL	6-3	319	Sr.	Moss Point, Miss. / Mississippi State
69	Kent Foster	OL	6-3	291	Sr.	Pell City, Ala. / Dodge City (Kan.) CC
70	Adrein Strickland	OL	6-6	323	Fr.	Panama City, Fla. / Mosley HS
71	James Robinson	OL	6-4	345	R-So.	Montgomery, Ala / Tennessee
72	John Gill	OL	6-4	308	R-So.	Pensacola, Fla. / Pine Forest HS
73	Daniel Foster-Allen	OL	6-3	298	R-Jr.	Mobile, Ala. / Auburn
74	Reid Gavin	OL	6-4	317	Fr.	Ellisville, Miss. / South Jones HS
75	Damon Parr	OL	6-6	315	Fr.	Jacksonville, Ala. / Pleasant Valley HS
76	PJ Mixon	OL	6-4	292	R-Sr.	Montgomery, Ala. / Jacksonville State
77	Malachi Carney	OL	6-4	290	Fr.	Pleasant Grove, Ala. / Pleasant Grove HS
78	Trey Simpson	OL	6-2	295	Jr.	Mobile, Ala. / McGill-Toolen HS
79	Logan Lanicek	OL	6-4	340	Fr.	Fairhope, Ala. / Fairhope HS
81	Jeremiah Webb	WR	5-11	205	R-So.	Chicago, Ill. / South Dakota
82	Parker Kahlert	WR	6-1	195	R-So.	Atlanta, Ga. / Woodward Academy
83	Yasir Berry	WR	5-10	185	Jr.	Montavale, N.J. / Saddleback College
84	Oakley Coleman	WR	6-3	185	R-So.	Mobile, Ala. / McGill-Toolen HS
85	Caeleb Schlachter	WR	6-3	200	Fr.	Kelowna, B.C., Canada / Clearwater Academy
86	Todd Justice	TE	6-3	249	R-So.	Chelsea, Ala. / Chelsea HS
87	Jack Martin	P	5-11	179	Jr.	Mobile, Ala. / Alabama
88	Lincoln Sefcik	TE	6-3	244	Jr.	Enid, Okla. / Northeastern Oklahoma AGM JC
89	Jamaal Pritchett	WR	5-8	169	Fr.	Jackson, Ala. / Tuskegee
90	Carlos Johnson Jr.	DL	6-0	271	R-So.	Mobile, Ala. / Spanish Fort HS
91	Nathan Rawlins-Kibonge	DL	6-6	262	R-Fr.	Portland, Ore. / Oklahoma
92	Jack Brooks	P	6-0	205	Jr.	Wagga Wagga, New South Wales, Aust / Mater Dei
95	Brock Higdon	DL	6-7	251	R-So.	Pelham, Ala. / Pelham HS
97	Gage Theus	K	5-11	165	So.	Andalusia, Ala. / Fort Scott CC
99	Wy'Kevious Thomas	DL	6-2	304	R-So.	Riverdale, Ga. / Riverdale HS

## ALPHABETICAL ROSTER

NO	NAME	POS
76	P.J. Mixon	OL
32	Blayne Myrick	LB
36	Trey Nelms	S
75	Damon Parr	OL
68	Kole Payne	OL
33	Terry Perry	DL
89	Jamaal Pritchett	WR
91	Nathan Rawlins-Kibonge	DL
31	Josh Reynolds	DB
14	CJ Rias	OLB
6	Jamar Richardson	CB
71	James Robinson	OL
7	Marques Robinson	CB
44	Nick Ruggs	TE
85	Caleb Schlachter	WR
88	Lincoln Sefcik	TE
11	Jamie Sheriff	DL
78	Trey Simpson	OL
26	AJ Sims	CB
67	Reggie Smith	OL
45	Ed Smith IV	DL
23	Tremel States-Jones	DB
70	Adrien Strickland	OL
45	Maurice Strong, Jr.	DL
97	Gage Theus	K
99	Wy'Kevious Thomas	DL
8	DJ Thomas-Jones	TE
13	CJ Thompson	S
6	Jay'juan Townsend	WR
1	Desmond Trotter	QB
9	Devin Voisin	WR
2	Jaden Voisin	S
29	Christopher Wallace, Jr.	S
0	Jalen Wayne	WR
81	Jeremiah Webb	WR
3	La'Damian Webb	RB
12	Omni Wells	RB
34	Jordan Whitely	LB
37	Brady Wiggins	CB
40	Korian Wilson	DB
10	Quentin Wilfawn	ILB
59	Sam Williams	OL
25	Cooper Wilson	TE
18	Keyshawn Woodyard	WR
13	Christian Wortham	WR
42	Anthony Zaccaro	LS

## SCHEDULE / RESULTS

2022 SCHEDULE / RESULTS		9-2 (6-1 SUN BELT)		
DATE	OPPONENT	W / L	SCORE	ATT
Sept. 3	NICHOLLS	W	48-7	15,101
Sept. 10	at Central Michigan	W	38-24	17,205
Sept. 17	at UCLA	L	31-32	29,344
Sept. 24	LOUISIANA TECH	W	38-14	17,939
Oct. 1	at Louisiana*	W	20-17	20,671
Oct. 15	ULM*	W	41-34	15,549
Oct. 20	TROY*	L	6-10	25,450
Oct. 28	at Arkansas State*	W	31-3	11,714
Nov. 5	at Georgia Southern*	W	38-31	17,084
Nov. 12	TEXAS STATE*	W	38-21	14,518
Nov. 19	at Southern Miss*	W	27-21	24,032
Nov. 26	OLD DOMINION*			

## TEAM STATISTICS

TEAM STATISTICS	South Alabama	Opponents
<b>SCORING</b>	<b>32.36</b>	<b>19.36</b>
Total	356	213
<b>FIRST DOWNS</b>	<b>240</b>	<b>195</b>
Rushing	90	65
Passing	137	97
Penalty	13	33
<b>RUSHING</b>	<b>1767</b>	<b>955</b>
Yards Gained	1983	1285
Yards Lost	216	330
Attempts	430	317
Average Per Attempt	4.1	3.0
Avg. Per Game	160.6	86.8
Touchdowns	19	8
<b>PASSING</b>	<b>2920</b>	<b>2295</b>
Att-Comp-Int	364-237-9	381-224-12
Avg. Per Attempt	8.02	6.02
Avg. Per Game	265.45	208.64
Touchdowns	22	15
<b>TOTAL OFFENSE</b>	<b>4687</b>	<b>3250</b>
Total Plays	794	698
Avg. Per Play	5.9	4.7
Avg. Per Game	426.1	295.5
Total Yards	4687	3250
<b>RETURNS</b>		
Kickoff: Average	21.81	18.59
Kickoff: Total	21-458	29-539
Punt: Average	10.23	11.50
Punt: Total	22-225	16-184
INT: Average	9.50	8.11
INT: Total	12-114	9-73
<b>KICKING</b>		
Punt: Avg. Yards Per Game	42.39	42.43
Punt: Net Average	38.00	37.43
Punt: Total Yards	51-2162	61-2588
FG: Good-Attempts	15-16	13-18
Onside Kicks	0-0	0-4
<b>PENALTIES</b>		
Avg. Per Game (YDS)	77.55	46.64
Total Yards	93-853	55-513
<b>TIME OF POSSESSION</b>		
Avg. Per Game	32:09	27:24
Total	05:53:35	05:01:25
<b>MISCELLANEOUS</b>		
3rd Down Conversions	68-162 (41.98%)	42-149 (28.19%)
4th Down Conversions	14-23 (60.87%)	14-24 (58.33%)
Fumbles-Lost	10-4	11-7
Sacks-Yards Lost	25-190	21-143
PAT: Good-Attempts	41-42	22-22
Misc. Yards	0	0
Red Zone: Attempts-Scores	38-46	25-32
Red Zone: Touchdowns	28-46	16-32

## INDIVIDUAL STATISTICS

SCORE BY QUARTERS	1ST	2ND	3RD	4TH	OT	TOTAL
South Alabama	98	82	84	90	-	356
Opponents	58	43	31	81	-	213

## RUSHING

	G	ATT	GAIN	LOSS	NET	AVG	TD	LG	YPG
Webb, La'Damian	10	179	965	24	941	5.3	13	69	94.10
McReynolds, Braylon	9	45	260	5	255	5.7	0	64	28.33
Lee, Marco	11	64	244	5	239	3.7	4	32	21.73
Wells, Omni	11	46	201	7	194	4.2	0	44	17.64
Avery, Terrion	3	21	83	1	82	3.9	0	14	27.33
Justice, Todd	9	2	34	0	34	17.0	0	30	3.78
Bradley, Carter	11	58	167	134	33	0.6	2	14	3.00
Trotter, Desmond	3	4	27	4	23	5.8	0	18	7.67
Lacy, Caullin	11	1	2	0	2	2.0	0	2	0.18
Brooks, Jack	11	0	0	0	0	0.0	0	0	0.00
McGee, Tanner	1	1	0	11	-11	-11.0	0	0	-11.00
Team	11	8	0	25	-25	-3.1	0	0	-2.27
<b>Total</b>	<b>11</b>	<b>430</b>	<b>1983</b>	<b>216</b>	<b>1767</b>	<b>4.1</b>	<b>19</b>	<b>69</b>	<b>160.64</b>
<b>Opponents</b>	<b>11</b>	<b>317</b>	<b>1285</b>	<b>330</b>	<b>955</b>	<b>3.0</b>	<b>8</b>	<b>55</b>	<b>86.82</b>

## PASSING

	G	EFF	C-A-I	PCT	YDS	TD	LG	AVG
Bradley, Carter	11	148.47	223-345-9	64.64%	2793	22	64	253.91
Trotter, Desmond	3	137.04	14-18-0	77.78%	127	0	30	42.33
McGee, Tanner	1	0.0	0-0-0	0.00%	0	0	0	0.00
Team	11	0.00	0-1-0	0.00%	0	0	0	0.00
<b>Total</b>	<b>11</b>	<b>147.49</b>	<b>237-364-9</b>	<b>65.11%</b>	<b>2920</b>	<b>22</b>	<b>64</b>	<b>265.45</b>
<b>Opponents</b>	<b>11</b>	<b>116.08</b>	<b>224-381-12</b>	<b>58.79%</b>	<b>2295</b>	<b>15</b>	<b>83</b>	<b>208.64</b>

## RECEIVING

	G	NO	YDS	AVG	TD	LG	AVG
Wayne, Jalen	11	53	730	13.77	8	64	66.36
Lacy, Caullin	11	52	706	13.58	5	44	64.18
Voisin, Devin	11	50	682	13.64	4	46	62.00
Thomas-Jones, DJ	10	19	180	9.47	2	19	18.00
Webb, La'Damian	10	16	170	10.63	1	28	17.00
McReynolds, Braylon	9	15	170	11.33	1	33	18.89
Sefcik, Lincoln	11	12	109	9.08	1	24	9.91
Wells, Omni	11	11	62	5.64	0	17	5.64
Townsend, Jay'juan	8	4	62	15.50	0	30	7.75
Hopper, Jacob	9	2	21	10.50	0	13	2.33
Justice, Todd	9	1	15	15.00	0	15	1.67
Avery, Terrion	3	1	14	14.00	0	14	4.67
Wortham, Christian	6	1	-3	-3.00	0	0	-0.50
<b>Total</b>	<b>11</b>	<b>237</b>	<b>2918</b>	<b>12.31</b>	<b>22</b>	<b>64</b>	<b>265.27</b>
<b>Opponents</b>	<b>11</b>	<b>224</b>	<b>2297</b>	<b>10.25</b>	<b>15</b>	<b>83</b>	<b>208.82</b>



## INDIVIDUAL STATISTICS

## TOTAL OFFENSE

	G	PLAYS	RUSH	PASS	TOTAL	AVG/G
Bradley, Carter	11	403	48	2776	2824	256.7
Webb, La'Damian	10	180	945	0	945	94.5
McReynolds, Braylon	9	45	255	0	255	28.3
Lee, Marco	11	64	239	0	239	21.7
Wells, Omni	11	46	194	0	194	17.6
Trotter, Desmond	3	22	23	127	150	50.0
Avery, Terrion	3	21	82	0	82	27.3
Justice, Todd	9	2	34	0	34	3.8
Lacy, Caullin	11	1	2	0	2	0.2
McGee, Tanner	1	1	-11	0	-11	-11.0
Team	11	0	-25	0	-25	-2.3
<b>Total</b>	<b>11</b>	<b>795</b>	<b>1786</b>	<b>2903</b>	<b>4689</b>	<b>426.3</b>
<b>Opponents</b>	<b>11</b>	<b>697</b>	<b>957</b>	<b>2300</b>	<b>3257</b>	<b>296.1</b>

## SCORING

	TD	FG	SAF	PAT	RUSH	RCV	PASS	DXP	PTS
Guajardo, Diego	0	15	0	41-42	0-0	0	0-0	0	86
Webb, La'Damian	14	0	0	0-0	0-0	0	0-0	0	84
Wayne, Jalen	8	0	0	0-0	0-0	0	0-0	0	48
Lacy, Caullin	6	0	0	0-0	0-0	0	0-0	0	36
Lee, Marco	4	0	0	0-0	0-0	0	0-0	0	24
Voisin, Devin	4	0	0	0-0	0-0	0	0-0	0	24
Bradley, Carter	3	0	0	0-0	0-0	2	2-2	0	22
Thomas-Jones, DJ	2	0	0	0-0	0-0	0	0-0	0	12
Banks, Yam	1	0	0	0-0	0-0	0	0-0	0	6
Brown, Ke'Shun	1	0	0	0-0	0-0	0	0-0	0	6
McReynolds, Braylon	1	0	0	0-0	0-0	0	0-0	0	6
Sefcik, Lincoln	1	0	0	0-0	0-0	0	0-0	0	6
Team	0	0	1	0-0	0-0	0	0-0	0	2
<b>Total</b>	<b>44</b>	<b>15</b>	<b>1</b>	<b>41-42</b>	<b>0-0</b>	<b>2</b>	<b>2-2</b>	<b>0</b>	<b>356</b>
<b>Opponents</b>	<b>24</b>	<b>13</b>	<b>0</b>	<b>22-22</b>	<b>0-1</b>	<b>1</b>	<b>1-2</b>	<b>0</b>	<b>207</b>

## PUNT RETURNS

	NO	YDS	AVG	TD	LG
Lacy, Caullin	19	189	9.95	1	57
Pritchett, Jamaal	2	25	12.50	0	20
McReynolds, Braylon	1	11	11.00	0	11
<b>Total</b>	<b>22</b>	<b>225</b>	<b>10.23</b>	<b>1</b>	<b>57</b>
<b>Opponents</b>	<b>16</b>	<b>184</b>	<b>11.50</b>	<b>1</b>	<b>69</b>

## KICK RETURNS

	NO	YDS	AVG	TD	LG
McReynolds, Braylon	12	257	21.42	0	36
Lacy, Caullin	5	157	31.40	0	49
Justice, Todd	2	19	9.50	0	17
Wells, Omni	1	13	13.00	0	13
Hill, Bryan	1	12	12.00	0	12
<b>Total</b>	<b>21</b>	<b>458</b>	<b>21.81</b>	<b>0</b>	<b>49</b>
<b>Opponents</b>	<b>29</b>	<b>539</b>	<b>18.59</b>	<b>0</b>	<b>31</b>

## INDIVIDUAL STATISTICS

## INTERCEPTIONS

	NO	YDS	AVG	TD	LG
Banks, Yam	5	30	6.00	1	24
Voisin, Jaden	2	44	22.00	0	30
Brown, Ke'Shun	1	15	15.00	1	15
DeShazor, A.J.	1	4	4.00	0	4
Thompson, CJ	1	0	0.0	0	0
Brown, Ke'Shun	1	0	0.0	0	0
Luter Jr., Darrell	1	0	0.0	0	0
<b>Total</b>	<b>12</b>	<b>87</b>	<b>7.25</b>	<b>2</b>	<b>30</b>
<b>Opponents</b>	<b>9</b>	<b>111</b>	<b>12.33</b>	<b>1</b>	<b>43</b>

## FUMBLE RETURNS

	NO	YDS	AVG	TD	LG
Higdon, Brock	1	0	0.0	0	0
Kiser, Trey	1	0	0.0	0	0
Smith, Ed	1	0	0.0	0	0
Chapman, Zeke	1	0	0.0	0	0
Banks, Yam	1	0	0.0	0	0
Voisin, Jaden	1	0	0.0	0	0
Johnson, Gi'Narious	1	0	0.0	0	0
<b>Total</b>	<b>7</b>	<b>0</b>	<b>0.0</b>	<b>0</b>	<b>0</b>
<b>Opponents</b>	<b>4</b>	<b>0</b>	<b>0.0</b>	<b>0</b>	<b>0</b>

## KICKOFFS

	NO	YDS	AVG	TB	OB
Meeke, Jacob	65	3911	60.2	25	1
Guajardo, Diego	2	116	58.0	1	0
<b>Total</b>	<b>67</b>	<b>4027</b>	<b>60.1</b>	<b>26</b>	<b>1</b>
<b>Opponents</b>	<b>45</b>	<b>2676</b>	<b>59.5</b>	<b>17</b>	<b>2</b>

## PUNTING

	NO	YDS	AVG	LG	TB	FC	I20	50+	BLK
Brooks, Jack	51	2162	42.39	58	2	11	16	8	0
<b>Total</b>	<b>51</b>	<b>2162</b>	<b>42.39</b>	<b>58</b>	<b>2</b>	<b>11</b>	<b>16</b>	<b>8</b>	<b>0</b>
<b>Opponents</b>	<b>61</b>	<b>2588</b>	<b>42.43</b>	<b>65</b>	<b>4</b>	<b>11</b>	<b>22</b>	<b>13</b>	<b>1</b>

## FIELD GOALS

	MD-ATT	PCT	1-19	20-29	30-39	40+	LG	BLK
Guajardo, Diego	15-16	93.75 %	0-0	4-4	7-8	4-4	49	0
<b>Total</b>	<b>15-16</b>	<b>93.75 %</b>	<b>0-0</b>	<b>4-4</b>	<b>7-8</b>	<b>4-4</b>	<b>49</b>	<b>0</b>
<b>Opponents</b>	<b>13-18</b>	<b>72.22 %</b>	<b>0-0</b>	<b>5-6</b>	<b>3-5</b>	<b>5-7</b>	<b>51</b>	<b>1</b>

## FIELD GOALS SEQUENCE

	USA	OPP
Nicholls	(39),(48)	-
Central Michigan	(36)	(48),36
UCLA	(38)	(38),(49),(28),(24)
Louisiana Tech	(48)	-
Louisiana	(38),(43)	29,41,(51)
ULM	(34),(29)	(24),(40)
Troy	(41),(32)	37,(51)
Arkansas State	-	(32)
Georgia Southern	(29)	(22),52
Texas State	(35),37	-
Southern Miss	(27),(49)	(22),(36)
Old Dominion		

Numbers in (parentheses) indicate field goal was made

**INDIVIDUAL STATISTICS****ALL-PURPOSE YARDS**

	G	RUSH	REC	PR	KR	IR	TOT	AVG/G
Webb, La'Damian	10	943	170	0	0	0	1113	111.3
Lacy, Caullin	11	2	706	188	157	0	1053	95.7
Wayne, Jalen	11	0	731	0	0	0	731	66.5
McReynolds, Braylon	9	255	170	11	257	0	693	77.0
Voisin, Devin	11	0	678	0	0	0	678	61.6
Wells, Dmni	11	194	62	0	13	0	269	24.5
Lee, Marco	11	239	0	0	0	0	239	21.7
Thomas-Jones, DJ	10	0	180	0	0	0	180	18.0
Sefcik, Lincoln	11	0	109	0	0	0	109	9.9
Avery, Terrion	3	82	14	0	0	0	96	32.0
Justice, Todd	9	34	15	0	19	0	68	7.6
Townsend, Jay'juan	8	0	62	0	0	0	62	7.8
Bradley, Carter	11	48	0	0	0	0	48	4.4
Voisin, Jaden	11	0	0	0	0	44	44	4.0
Banks, Yam	11	0	0	0	0	30	30	2.7
Pritchett, Jamaal	6	0	0	25	0	0	25	4.2
Trotter, Desmond	3	23	0	0	0	0	23	7.7
Luter Jr., Darrell	11	0	0	0	0	21	21	1.9
Hopper, Jacob	9	0	21	0	0	0	21	2.3
Brown, Ke'Shun	11	0	0	0	0	15	15	1.4
Hill, Bryan	3	0	0	0	12	0	12	4.0
DeShazor Jr., A.J.	9	0	0	0	0	4	4	0.4
Wortham, Christian	6	0	-3	0	0	0	-3	-0.5
McGee, Tanner	1	-11	0	0	0	0	-11	-11.0
Team	11	-25	0	0	0	0	-25	-2.3
<b>Total</b>	<b>11</b>	<b>1786</b>	<b>2915</b>	<b>224</b>	<b>458</b>	<b>114</b>	<b>5497</b>	<b>499.7</b>
<b>Opponents</b>	<b>11</b>	<b>957</b>	<b>2292</b>	<b>184</b>	<b>539</b>	<b>73</b>	<b>4045</b>	<b>367.7</b>

# DEFENSIVE STATISTICS

## DEFENSIVE STATISTICS

	GP	UA	AT	TT	TFL-YDS	SACK-YDS	INT	PBU	QBH	FR	FF	BLK	SAF
Voisin, Jaden	11	37	31	68.0	5.5-24	0-0	2	3	3	1	1	0	0
Kiser, Trey	11	48	17	65.0	10.0-38	2.0-20	0	1	1	1	0	0	0
Miller, James	11	35	26	61.0	6.5-30	2.5-18	0	1	2	0	0	0	0
Jordan, Jalen	11	28	21	49.0	0-0	0-0	0	0	1	0	0	0	0
Banks, Yam	11	27	11	38.0	5.5-17	1.0-5	5	7	4	1	0	0	0
Brown, Ke'Shun	11	22	14	36.0	0-0	0-0	2	1	2	0	2	0	0
Sheriff, Jamie	11	14	21	35.0	6.5-43	5.0-40	0	2	4	0	1	0	0
Luter Jr., Darrell	11	22	12	34.0	0.5-0	0-0	1	5	1	0	0	0	0
Rias, CJ	11	21	12	33.0	10.0-35	4.0-21	0	1	3	0	1	0	0
Thomas, Wy'Kevious	11	13	18	31.0	5.0-30	3.0-27	0	0	0	0	1	0	0
Robinson, Marquise	9	12	13	25.0	0-0	0-0	0	2	0	0	0	0	0
Coleman III, Charles	11	10	8	18.0	4.5-11	1.5-7	0	0	2	0	0	1	0
Wilfawn, Quentin	4	14	4	18.0	1.5-3	0-0	0	0	1	0	0	0	0
Higdon, Brock	11	10	7	17.0	7.0-30	3.0-22	0	0	1	1	0	0	0
DeShazor Jr., A.J.	9	10	5	15.0	2.0-11	1.0-9	1	0	1	0	0	0	0
Thompson, CJ	9	9	5	14.0	1.0-3	0-0	1	0	0	0	0	0	0
Richardson, Jamar	8	10	2	12.0	2.0-5	0-0	0	4	0	0	0	0	0
Brooks, Lamondre	8	7	4	11.0	1.0-1	0-0	0	0	0	0	1	0	0
Hyatt, Ricky	10	6	3	9.0	0-0	0-0	0	0	1	0	0	0	0
Martin, Marvin	7	5	4	9.0	1.0-7	0-0	0	1	0	0	0	0	0
Hickbottom, Jamall	8	0	8	8.0	0.5-0	0-0	0	0	0	0	0	0	0
Perry, Terry	9	6	1	7.0	0-0	0-0	0	0	0	0	0	0	0
Smith IV, Ed	5	2	5	7.0	0.5-2	0-0	0	0	0	1	0	0	0
Strong Jr., Maurice	9	1	6	7.0	1.5-1	0-0	0	0	0	0	0	0	0
Bonhomme, D.K.	3	3	3	6.0	0-0	0-0	0	0	0	0	0	0	0
Johnson, Gi'Narious	10	3	3	6.0	1.0-11	1.0-11	0	0	0	1	0	0	0
Chapman, Zeke	8	2	1	3.0	0-0	0-0	0	0	0	1	0	0	0
Fletcher, Ricky	11	1	2	3.0	0-0	0-0	0	0	0	0	0	0	0
Johnson Jr., Carlos	7	2	1	3.0	2.0-12	1.0-10	0	0	1	0	0	0	0
Rawlins-Kibonge, Nathan	3	0	2	2.0	0-0	0-0	0	0	0	0	0	0	0
Townsend, Jay'juan	8	1	1	2.0	0-0	0-0	0	0	0	0	0	1	0
Brooks, Jason	4	0	1	1.0	0-0	0-0	0	0	0	0	0	0	0
Caldwell, Chrystyle	1	0	1	1.0	0-0	0-0	0	0	0	0	0	0	0
Hughes, Dalton	8	0	1	1.0	0-0	0-0	0	0	0	0	0	0	0
Jacobs, Khalil	9	0	1	1.0	0-0	0-0	0	0	1	0	0	0	0
McCulloch, Josh	9	1	0	1.0	0-0	0-0	0	0	0	0	0	0	0
McReynolds, Braylon	9	0	1	1.0	0-0	0-0	0	0	0	0	0	0	0
States-Jones, Tremel	7	1	0	1.0	0-0	0-0	0	0	0	0	0	0	0
Team	11	1	0	1.0	0-0	0-0	0	0	0	0	0	0	1
Thomas-Jones, DJ	10	1	0	1.0	0-0	0-0	0	0	0	0	0	0	0
Wallace, Jr., Christopher	6	1	0	1.0	0-0	0-0	0	0	0	0	0	0	0
Wayne, Jalen	11	1	0	1.0	0-0	0-0	0	0	0	0	0	0	0
Bradley, Carter	11	0	0	0	0-0	0-0	0	0	0	0	0	0	0
Guajardo, Diego	11	0	0	0	0-0	0-0	0	0	0	0	0	0	0
Lacy, Caullin	11	0	0	0	0-0	0-0	0	0	0	0	0	0	0
Lee, Marco	11	0	0	0	0-0	0-0	0	0	0	0	0	0	0
Sefcik, Lincoln	11	0	0	0	0-0	0-0	0	0	0	0	0	0	0
Voisin, Devin	11	0	0	0	0-0	0-0	0	0	0	0	0	0	0
Webb, La'Damian	10	0	0	0	0-0	0-0	0	0	0	0	0	0	0
<b>Total</b>	<b>11</b>	<b>387</b>	<b>276</b>	<b>663.0</b>	<b>75.0-314</b>	<b>25.0-190</b>	<b>12</b>	<b>28</b>	<b>29</b>	<b>7</b>	<b>7</b>	<b>2</b>	<b>1</b>
<b>Opponents</b>	<b>11</b>	<b>417</b>	<b>406</b>	<b>823.0</b>	<b>53.0-206</b>	<b>21.0-143</b>	<b>9</b>	<b>35</b>	<b>23</b>	<b>3</b>	<b>6</b>	<b>0</b>	<b>0</b>

## TURNOVER CHART

Opponent	Forced by South Alabama					Forced by Opponent			
	FUM	INT	TOT	PTS OFF	Margin	FUM	INT	TOT	PTS OFF
Nicholls	1	1	2	3	+2	0	0	0	0
Central Michigan	1	0	1	7	0	0	1	1	0
UCLA	2	0	2	14	0	1	1	2	6
Louisiana Tech	1	4	5	14	+4	0	1	1	0
Louisiana	1	2	3	0	+1	1	1	2	0
ULM	0	1	1	7	+1	0	0	0	0
Troy	0	1	1	0	0	0	1	0	0
Arkansas State	1	0	1	7	+1	0	0	0	0
Georgia Southern	0	1	1	0	-1	1	1	2	7
Texas State	0	1	1	7	+1	0	0	0	0
Southern Miss	0	1	1	0	-2	1	2	1	7
Old Dominion									

## REDZONE CHART

Opponent	South Alabama						Opponents				
	No.	TD	R/P	TD%	FG%	Score%	No.	TD	FG	Score%	TD%
Nicholls	4	4	2/2	100%	0%	100%	1	1	0	100%	100%
Central Michigan	6	3	1/2	50%	50%	66.7	4	3	0	75%	75%
UCLA	5	4	3/1	80%	20%	100%	6	3	3	85.7%	75%
Louisiana Tech	3	1	0/1	33%	0%	33%	4	2	1	75%	50%
Louisiana	4	2	2/0	50%	0%	50%	2	1	0	50%	50%
ULM	2	1	1/0	50%	50%	100%	6	3	2	83.3%	50%
Troy	2	0	0/0	0%	100%	50%	2	1	0	50%	50%
Arkansas State	3	3	3/0	100%	0%	100%	1	0	1	100%	100%
Georgia Southern	7	5	4/1	71.4%	14.3%	85.7%	4	2	1	75%	50%
Texas State	3	1	0/1	50%	100%	33.3%	3	3	0	100%	100%
Southern Miss	3	1	0/1	33%	33%	66.7%	3	1	2	100%	33%
Old Dominion											

# GAME-BY-GAME STATISTICS

## GAME-BY-GAME STATISTICS

GAME	FINAL SCORE	QUARTERS					FIRST DOWNS		RUSHING NO-YDS-TD	PASSING			TOT OFF ATT-YDS	PUNTS NO-AVG	F-FL	PENALTIES NO-YDS	FIELD GOALS	
		1	2	3	4	OT	R-P-PE	TOT		C-A-I	YDS	TD					NO	TOP
Nicholls	7	0	0	0	7	-	5-4-1	10	27-59-1	15-28-1	106	0	55-165	9-46.0	1-1	2-9	0-0	25-11
South Alabama	48	10	17	14	7	-	11-13-0	24	39-176-3	26-35-0	332	3	74-508	6-41.0	0-0	10-80	2-2	34-49
South Alabama	38	20	11	0	7	-	9-18-3	30	46-148-2	26-42-1	354	3	88-502	5-45.0	0-0	9-100	1-1	38-00
Central Michigan	24	7	3	0	14	-	6-12-5	23	27-81-2	23-47-0	257	1	74-338	5-50.8	1-1	8-85	1-2	22-00
South Alabama	31	10	7	14	0	-	7-13-2	22	34-162-3	29-36-1	237	1	70-399	2-48.0	1-1	4-35	1-1	32-57
UCLA	32	6	7	10	9	-	9-11-3	23	37-144-0	20-30-0	263	3	67-407	1-46.0	3-2	4-42	4-4	27-03
Louisiana Tech	14	0	7	0	7	-	5-9-3	17	29-57-0	19-34-4	251	2	63-308	4-39.8	1-1	8-85	0-0	31-09
South Alabama	38	14	3	14	7	-	9-11-3	23	35-175-0	17-25-1	214	3	60-389	4-42.5	0-0	14-131	1-1	28-51
South Alabama	20	0	7	3	10	-	7-12-2	21	37-116-2	18-41-1	245	0	78-361	5-40.0	1-1	8-60	2-2	30-18
Louisiana	17	7	0	0	10	-	9-5-3	17	30-161-0	22-36-2	115	1	66-276	5-41.2	2-1	7-66	1-3	29-42
ULM	34	7	13	0	14	-	4-12-2	18	31-57-0	20-27-1	371	4	58-438	5-47.8	0-0	3-25	2-2	28-18
South Alabama	41	10	7	17	7	-	9-16-0	25	41-195-2	24-33-0	420	3	74-615	4-36.8	1-0	5-62	2-2	26-42
Troy	10	0	7	0	3	-	8-7-1	16	41-128-1	14-19-1	138	0	60-266	6-42.8	0-0	5-35	1-2	33-24
South Alabama	6	0	3	0	3	-	2-13-0	15	21-31-0	29-41-1	215	0	62-246	7-41.6	1-0	6-60	2-2	26-36
South Alabama	31	14	2	8	7	-	8-8-0	16	47-183-3	17-24-0	179	1	71-362	8-42.8	2-0	8-35	0-0	35-59
Arkansas State	3	3	0	0	0	-	1-8-0	9	19-(19)-0	22-39-0	177	0	58-158	9-36.3	2-1	2-25	1-1	24-01
South Alabama	38	7	10	7	14	-	17-11-1	29	56-321-4	16-27-2	193	1	83-514	3-29.3	2-1	13-118	1-1	37-04
Georgia Southern	31	21	3	7	0	-	4-11-6	21	18-88-1	26-45-1	278	2	63-366	5-38.4	0-0	7-60	1-2	22-56
Texas State	21	0	0	7	14	-	6-8-6	20	25-87-2	24-42-1	143	1	67-230	7-32.1	0-0	5-45	0-0	26-27
South Alabama	38	10	7	7	14	-	5-12-2	19	39-106-0	20-34-0	274	4	73-380	5-42.8	1-0	11-121	1-2	33-33
South Alabama	27	3	10	0	14	-	6-10-0	16	35-154-0	17-26-2	257	3	61-411	2-47.0	1-1	5-51	2-2	28-46
Southern Miss	20	7	3	7	3	-	8-10-3	21	33-102-1	19-34-1	196	1	67-298	5-43.8	1-0	4-36	2-2	31-14
Old Dominion																		
South Alabama																		

## GAME-BY-GAME OFFENSIVE STARTERS

	WR	TE	LT	LG	C	RG	RT	WR/TE	WR	QB	RB
Southern Miss	Wayne	Sefcik	Mixon	Lucas	Jackson	Smith	Strickland	D. Voisin	Lacy	Bradley	Webb
Central Michigan	Wayne	Sefcik	Mixon	Lucas	Jackson	Smith	Strickland	Thomas-Jones	D. Voisin	Bradley	Webb
UCLA	Wayne	Sefcik	Mixon	Lucas	Jackson	Smith	Strickland	Thomas-Jones	Lacy	Bradley	Webb
Louisiana Tech	Wayne	Sefcik	McCullough	Lucas	Jackson	Smith	Strickland	D. Voisin	Lacy	Bradley	Webb
Louisiana	Wayne	Hopper	McCullough	Lucas	Jackson	Smith	Strickland	D. Voisin	Lacy	Bradley	Webb
ULM	Wayne	Sefcik	McCullough	Foster	Jackson	Smith	Strickland	D. Voisin	Lacy	Bradley	Webb
Troy	Wayne	Sefcik	McCullough	Lucas	Jackson	Smith	Strickland	D. Voisin	Lacy	Bradley	Wells
Arkansas State	Wayne	Sefcik	McCullough	Lucas	Jackson	Smith	Strickland	D. Voisin	Lacy	Bradley	Webb
Georgia Southern	Wayne	Crum	McCullough	Lucas	Jackson	Smith	Strickland	D. Voisin	Lacy	Bradley	Webb
Texas State	Wayne	Crum	McCullough	Foster	Jackson	Smith	Strickland	D. Voisin	Lacy	Bradley	Webb
Southern Miss	Wayne	Thomas-Jones	McCullough	Lucas	Jackson	Smith	Strickland	D. Voisin	Lacy	Bradley	McReynolds
Old Dominion											

## GAME-BY-GAME DEFENSIVE STARTERS

	BANDIT	NT	DT	WOLF/S	MIKE	STINGER	CB	HUSKY	ROVER	FS	CB/DL
Southern Miss	Sheriff	Thomas	Coleman	Rias	Miller	Wilfawn	Luter	Banks	Jordan	J. Voisin	JRichardson
Central Michigan	Sheriff	Thomas	Coleman	Rias	Miller	Wilfawn	Luter	Banks	Jordan	J. Voisin	Richardson
UCLA	Sheriff	Thomas	Coleman	Rias	Miller	Wilfawn	Luter	Banks	Jordan	J. Voisin	Richardson
Louisiana Tech	Sheriff	Thomas	Coleman	Rias	Miller	Kiser	Luter	Banks	Jordan	J. Voisin	Robinson
Louisiana	Sheriff	Thomas	Coleman	Rias	Miller	DeShazor	Luter	Banks	Jordan	Martin	Robinson
ULM	Sheriff	Thomas	Coleman	Rias	Miller	Kiser	Luter	Banks	Jordan	J. Voisin	Robinson
Troy	Sheriff	Thomas	Chapman	Rias	Miller	Kiser	Luter	Banks	Jordan	J. Voisin	Hickbottom
Arkansas State	Sheriff	Thomas	Hickbottom	Rias	Miller	Kiser	Luter	Banks	Jordan	J. Voisin	Robinson
Georgia Southern	Sheriff	Johnson	Coleman	Rias	Miller	Kiser	Luter	Banks	Jordan	J. Voisin	Robinson
Texas State	Sheriff	Thomas	Coleman	Rias	Miller	Kiser	Luter	Banks	Jordan	J. Voisin	Robinson
Southern Miss	Sheriff	Thomas	Coleman	Rias	Miller	Kiser	Luter	Bans	Hyatt	J. Voisin	Robinson
Old Dominion											

## INDIVIDUAL GAME-BY-GAME STATISTICS

## GAME-BY-GAME PASSING

BRADLEY	COMP	ATT	INT	PCT	YDS	TD	LG	SACKS	TROTTER	COMP	ATT	INT	PCT	YDS	TD	LG	SACKS
Nicholls	17	25	0	68.0%	260	3	52	1	Nicholls	9	10	0	90.0%	72	0	24	1
Central Michigan	26	42	1	61.9%	354	3	40	2	Central Michigan				- did not play -				
UCLA	29	36	1	80.6%	237	1	37	0	UCLA				- did not play -				
Louisiana Tech	14	21	1	66.7%	178	3	28	1	Louisiana Tech	3	4	0	75.0%	36	0	30	0
Louisiana	18	41	1	43.9%	245	0	43	2	Louisiana				- did not play -				
ULM	25	33	0	75.8%	420	3	64	2	ULM				- did not play -				
Troy	29	40	1	72.5%	215	0	21	3	Troy				- did not play -				
Arkansas State	17	24	0	70.8%	179	1	49	0	Arkansas State				- did not play -				
Georgia Southern	16	27	2	59.3%	193	1	28	4	Georgia Southern				- did not play -				
Texas State	20	34	0	58.8%	274	4	41	2	Texas State				- did not play -				
Southern Miss	15	22	2	68.2%	238	3	33	2	Southern Miss	2	4	0	50.0%	19	0	15	0
Old Dominion									Old Dominion								

## GAME-BY-GAME RUSHING (No.-Yards-TD)

Rushing	NO-YDS-TD	NICH	CMU	UCLA	LATECH	UL	ULM	TROY	ASU	GASO	TXST	USM	ODU
Webb, La'Dmanian	180-943-13	18-98-2	20-91-2	16-124-1	14-75-0	22-75-1	1-7-0	8-12-0	28-162-3	35-247-4	16-45-0	-	
McReynolds, B.	45-255-0	3-25-0	2-(-1)-0	3-4-0	7-51-0	3-25-0	-	-	4-4-0	6-42-0	2-5-0	15-100-0	
Lee, Marco	64-239-4	2-1-0	5-16-0	4-6-0	4-16-0	3-6-0	15-93-2	2-2-0	8-12-0	1-5-0	14-57-0	6-25-0	
Wells, Omni	46-194-0	5-23-0	2-2-0	1-2-0	4-19-0	1-4-0	17-85-0	4-21-0	2-1-0	3-18-0	2-5-0	5-14-0	
Avery, Terrion	21-82-0	5-23-0	11-30-0	5-29-0	-	-	-	-	-	-	-	-	
Bradley, Carter	58-48-2	5-10-1	5-8-0	4-8-0	3-5-0	8-6-1	5-9-0	7-(-4)-0	4-17-0	7-(-15)-0	4-(-6)-0	6-(-5)-0	
Justice, Todd	2-34-0	-	-	-	-	-	-	-	-	1-30-0	-	1-4-0	
Lacy, Caullin	1-2-0	-	1-2-0	-	-	-	-	-	-	-	-	-	
Trotter, Desmond	2-14-0	1-(-4)-0	-	-	-	-	-	-	-	-	-	1-18-0	
McGee, Tanner	1-(-11)-0	-	-	1-(-11)-0	-	-	-	-	-	-	-	-	
Thomas-Jones, DJ	1-0-0	-	-	-	1-0-0	-	-	-	-	-	-	-	

## GAME-BY-GAME RECEIVING (No.-Yards-TD)

Receiving	NO-YDS-TD	NICH	CMU	UCLA	LATECH	UL	ULM	TROY	ASU	GASO	TXST	USM	ODU
Wayne, Jalen	53-731-9	3-98-2	10-98-1	7-76-0	2-37-0	4-55-0	5-127-2	9-68-0	3-83-1	3-28-1	3-27-0	4-33-2	
Lacy, Caullin	52-706-5	6-72-0	5-97-0	4-49-1	3-40-1	5-112-0	12-133-1	7-50-0	3-29-0	3-33-0	3-58-1	1-33-1	
Voisin, Devin	50-678-4	2-5-0	4-56-1	7-64-0	3-27-0	3-41-0	7-141-0	9-93-0	1-2-0	2-42-0	6-118-2	6-97-1	
Thomas-Jones, DJ	19-180-2	2-28-0	3-38-1	1-5-0	-	1-7-0	-	1-6-0	4-48-0	3-17-0	3-22-1	1-9-0	
Webb, La'Dmanian	16-170-1	2-18-0	2-30-0	6-42-0	1-28-1	1-12-0	-	1-9-0	1-6-0	-	2-25-0	-	
Sefcik, Lincoln	12-109-1	1-24-0	1-4-0	-	2-9-1	1-6-0	1-19-0	-	3-8-0	2-31-0	1-8-0	-	
McReynolds, B.	15-170-1	4-39-1	1-16-0	1-1-0	2-24-0	1-(-6)-0	-	-	1-5-0	1-16-0	1-9-0	3-66-0	
Wells, Omni	11-62-0	1-6-0	-	-	1-(-9)-0	1-9-0	-	2-2-0	1-2-0	2-26-0	1-7-0	2-19-0	
Townsend, Jay'juan	4-62-0	2-23-0	-	-	1-30-0	1-9-0	-	-	-	-	-	-	
Avery, Terrion	1-14-0	1-14-0	-	-	-	-	-	-	-	-	-	-	
Hopper, Jacob	1-8-0	1-8-0	-	-	-	-	-	-	-	-	-	-	
Wortham, Christian	1-(-3)-0	1-(-3)-0	-	-	-	-	-	-	-	-	-	-	
Justice, Todd	1-15-0	-	-	-	1-15-0	-	-	-	-	-	-	-	
Hopper, Jacob	1-13-0	-	-	-	1-13-0	-	-	-	-	-	-	-	

## INDIVIDUAL GAME-BY-GAME STATISTICS

## GAME-BY-GAME TACKLES (UT-A-TT)

Tackles	UT-A-TT	NICH	CMU	UCLA	LATECH	UL	ULM	TROY	ASU	GASO	TXST	USM	ODU
Voisin, Jaden	37-31-68	1-4-5	4-2-6	4-2-6	2-1-0	3-2-5	3-2-5	4-2-6	4-3-7	1-1-2	5-1-6	6-11-17	
Kiser, Trey	48-17-65	3-0-3	3-3-6	3-1-4	5-0-5	4-3-7	1-0-1	6-3-9	5-0-5	3-4-7	10-0-10	5-3-8	
Miller, James	35-26-61	2-1-3	3-0-3	3-2-5	2-2-4	4-4-8	5-4-9	2-1-3	3-5-8	4-3-7	7-0-7	0-3-3	
Jordan, Jalen	27-21-48	1-2-3	2-3-5	5-2-7	2-2-4	1-3-4	3-1-4	4-2-6	0-1-1	8-2-10	1-0-1	1-3-4	
Banks, Yam	27-11-38	1-2-3	1-1-2	4-0-4	1-0-1	2-1-3	2-3-5	6-0-6	2-1-3	2-0-2	5-0-5	2-3-5	
Brown, Ke'Shun	21-14-35	2-2-4	3-1-4	4-0-4	2-1-3	3-4-7	1-0-1	3-3-6	1-1-2	1-0-1	1-1-2	1-1-2	
Sheriff, Jamie	14-21-35	1-1-2	1-2-3	1-0-1	2-3-5	1-0-1	2-3-5	1-4-5	2-2-4	0-1-1	2-0-2	1-5-6	
Luter, Darrell	22-12-34	0-2-2	3-0-3	2-0-2	2-2-4	2-1-3	2-0-2	3-2-5	3-1-4	1-1-2	2-0-2	2-3-5	
Rias, CJ	20-12-32	0-1-1	2-0-2	2-0-2	4-0-4	5-2-7	1-1-2	2-2-4	1-2-3	2-1-3	2-0-2	0-3-3	
Thomas, Wy'Kevious	13-18-31	0-3-3	1-0-1	5-0-5	0-3-3	0-3-3	1-1-2	2-1-3	1-1-2	1-2-3	2-0-2	0-4-4	
Robinson, Marquise	12-13-25	-	-	-	2-0-2	2-4-6	3-3-6	0-1-1	2-0-2	-	-	1-4-5	
Wilfawn, Quentin	14-4-18	6-3-9	5-1-6	2-0-2	-	-	-	-	-	-	-	-	
Coleman, Charles	10-8-18	0-1-1	-	1-0-1	-	1-1-2	2-1-3	3-2-5	1-0-1	0-2-2	1-0-1	1-1-2	
Higdon, Brock	10-7-17	1-2-3	1-0-1	1-0-1	1-1-2	0-1-1	1-1-2	1-0-1	-	1-0-1	1-0-1	2-2-4	
DeShazor, A.J.	8-6-14	2-0-2	3-1-4	-	2-0-2	0-3-3	2-1-3	-	1-0-1	-	-	-	
Thompson, CJ	9-5-14	1-0-1	1-0-1	2-1-3	0-1-1	-	-	-	2-0-2	3-0-3	0-1-1	0-2-2	
Richardson, Jamar	10-2-12	2-0-2	0-0-0	2-1-3	-	-	2-0-2	1-1-2	-	1-0-1	2-0-2	-	
Brooks, Lamondre	7-4-11	2-0-1	-	-	1-2-3	2-0-2	0-1-1	1-1-2	1-0-1	-	1-0-1	-	
Martin, Marvin	5-5-10	1-1-2	0-1-1	3-0-3	0-1-1	1-1-2	-	-	-	-	-	-	
Hyatt, Ricky	6-3-9	-	1-0-1	-	1-1-2	-	-	-	2-0-2	1-1-2	1-1-2	-	
Hickbottom, Jamall	0-8-8	0-1-1	-	-	0-2-2	-	0-2-2	-	0-1-1	-	-	0-2-2	
Perry, Terry	6-1-7	1-1-2	1-0-1	-	2-0-2	-	1-0-1	-	-	-	1-0-1	-	
Smith, Ed	2-5-7	0-2-2	1-0-1	1-2-3	0-1-1	-	-	-	-	-	-	-	
Strong, Maurice	1-6-7	-	0-1-1	-	0-1-1	1-0-1	0-2-2	0-1-1	0-1-1	-	-	-	
Bonhomme, D.K.	3-3-6	1-1-2	1-1-2	1-1-2	-	-	-	-	-	-	-	-	
Johnson, Gi'Narious	3-3-6	0-1-1	-	1-0-1	-	-	-	-	1-0-1	0-1-1	1-0-1	0-1-1	
Chapman, Zeke	2-1-3	-	-	2-0-2	0-1-1	-	-	-	-	-	-	-	
Johnson, Carlos	2-1-3	0-1-1	-	-	1-0-1	-	-	-	1-0-1	-	-	-	
Fletcher, Ricky	1-2-3	-	-	-	0-1-1	-	-	-	1-0-1	0-1-1	-	-	
Rawlins-Kibonge, Nathan	0-3-3	0-1-1	-	-	0-1-1	-	-	-	0-1-1	-	-	-	
Townsend, Jay'juan	1-1-2	-	0-1-1	-	-	1-0-1	-	-	-	-	-	-	
States-Jones, Tremel	1-0-1	1-0-1	-	-	-	-	-	-	-	-	-	-	
Wayne, Jalen	1-0-1	-	-	1-0-1	-	-	-	-	-	-	-	-	
Wallace, Christopher	1-0-1	-	-	-	1-0-1	-	-	-	-	-	-	-	
McCullough, Josh	1-0-1	-	-	-	-	-	-	-	-	-	-	1-0-1	
Brooks, Jason	0-1-1	-	0-1-1	-	-	-	-	-	-	-	-	-	
Lacy, Caullin	0-1-1	-	0-1-1	-	-	-	-	-	-	-	-	-	
Caldwell, Chrystyle	0-1-1	-	-	-	0-1-1	-	-	-	-	-	-	-	
Hughes, Dalton	0-1-1	-	-	-	-	0-1-1	-	-	-	-	-	-	
Jacobs, Kahlil	0-1-1	0-0-0	-	-	-	-	-	-	-	0-1-1	-	-	
McReynolds, Braylon	0-1-1	-	-	-	-	-	-	-	-	-	-	0-1-1	

**INDIVIDUAL GAME-BY-GAME STATISTICS**

Tackles for Loss	TFL-YDS	NICH	CMU	UCLA	LATECH	UL	ULM	TROY	ASU	GASO	TXST	USM	ODU
Kiser, Trey	10.0-38	-	-	-	1.0-8	2.0-14	-	1.0-2	1.0-2	1.0-2	3.0-7	1.0-3	
Rias, CJ	10.0-35	-	1.0-4	-	1.0-3	1.0-2	-	2.0-11	0.5-0	2.5-11	1.0-2	1.0-2	
Sheriff, Jamie	6.5-43	-	-	-	1.5-15	-	-	1.5-7	1.5-14	0.5-1	1.0-5	0.5-1	
Miller, James	6.5-30	-	1.0-8	1.0-1	-	0.5-1	-	-	1.5-5	0.5-3	2.0-12	-	
Voisin, Jaden	6.5-24	1.0-9	1.0-5	-	1.0-4	-	-	-	1.0-4	-	-	1.5-2	
Higdon, Brock	6.0-21	-	1.0-3	-	1.0-2	-	1.5-7	-	-	-	-	2.5-9	
Banks, Yam	5.5-24	-	-	-	1.0-3	0.5-1	-	1.0-3	1.0-3	-	1.0-9	1.0-5	
Thomas, Wy'kevious	5.0-30	-	1.0-6	-	-	-	1.0-7	-	1.5-15	-	1.0-1	0.5-1	
Johnson, Carlos	4.0-14	-	-	-	1.0-10	-	1.0-1	-	1.0-2	-	1.0-2	-	
Coleman, Charles	3.5-10	-	-	-	-	-	-	2.0-8	-	1.0-1	-	0.5-1	
Richardson, Jamar	2.0-5	-	-	-	-	-	1.0-4	-	-	-	1.0-1	-	
Wilfawn, Quentin	1.5-3	1.0-2	0.5-1	-	-	-	-	-	-	-	-	-	
Strong, Maurice	1.5-1	-	0.5-0	-	-	-	0.5-1	0.5-0	-	-	-	-	
Johnson, Gi'Narious	1.0-11	-	-	-	-	-	-	-	1.0-11	-	-	-	
Martin, Marvin	1.0-7	0.5-6	-	-	0.5-1	-	-	-	-	-	-	-	
DeShazor, AJ	1.0-2	-	-	-	1.0-2	-	1.0-9	-	-	-	-	-	
Brooks, Lamondre	1.0-1	-	-	-	-	-	-	-	-	-	1.0-1	-	
Smith, Ed	0.5-2	0.5-2	-	-	-	-	-	-	-	-	-	-	
Luter, Darrell	0.5-0	-	-	-	-	-	-	-	-	0.5-0	-	-	
Hickbottom, Jamal	0.5-0	-	-	-	-	-	-	-	-	-	-	0.5-0	

**GAME-BY-GAME SACKS (SKS-YDS)**

Sacks	SKS-YDS	NICH	CMU	UCLA	LATECH	UL	ULM	TROY	ASU	GASO	TXST	USM	ODU
Sheriff, Jamie	5.0-40	-	-	-	1.0-14	-	-	1.5-7	1.5-14	-	1.0-5	-	
Rias, CJ	4.0-16	-	1.0-4	-	1.3-0	-	-	1.0-7	-	1.0-7	-	-	
Thomas, Wy'kevious	3.0-31	-	-	-	1.0-10	-	1.0-7	-	1.0-14	-	-	-	
Higdon, Brock	3.0-22	-	-	-	-	-	1.0-7	-	-	-	1.0-9	1.0-6	
Miller, James	2.5-18	-	1.0-8	-	-	-	-	-	0.5-4	-	1.0-6	-	
Kiser, Trey	2.0-20	-	-	-	1.0-8	1.0-12	-	-	-	-	-	-	
Coleman, Charles	1.5-7	-	-	-	-	-	-	1.5-7	-	-	-	-	
Johnson, Gi'Narious	1.0-11	-	-	-	-	-	-	-	1.0-11	-	-	-	
DeShazor, AJ	1.0-9	-	-	-	-	-	1.0-9	-	-	-	-	-	
Thomas, Wy'kevious	1.0-6	-	1.0-6	-	-	-	-	-	-	-	-	-	
Banks, Yam	1.0-5	-	-	-	-	-	-	-	-	-	-	1.0-5	

## INDIVIDUAL GAME-BY-GAME STATISTICS

GAME-BY-GAME PUNTING									GAME-BY-GAME KICKING								
BROOKS	NO	YDS	AVG	LG	I20	TB	50+	60+	GUJARDO	PAT	ATT	PCT	FG	FGA	PCT	LG	PTS
Nicholls	6	246	41.0	58	4	0	1	0	Nicholls	6	6	100.0%	2	2	100.0%	48	12
Central Michigan	5	225	45.0	50	1	0	1	0	Central Michigan	3	4	75.0%	1	1	100.0%	36	6
UCLA	2	96	48.0	52	1	0	1	0	UCLA	4	4	100.0%	1	1	100.0%	38	7
Louisiana Tech	4	170	42.5	51	2	0	1	0	Louisiana Tech	5	5	100.0%	1	1	100.0%	24	8
Louisiana	5	200	40.0	51	2	0	1	0	Louisiana	2	2	100.0%	2	2	100.0%	43	8
ULM	4	147	36.8	39	1	1	0	0	ULM	5	5	100.0%	2	2	100.0%	34	11
Troy	7	291	41.6	51	2	0	1	0	Troy	0	0	0.0%	2	2	100.0%	41	6
Arkansas State	8	342	42.8	49	0	2	0	0	Arkansas State	3	3	100.0%	0	0	0.0%	0	3
Georgia Southern	3	88	29.3	46	0	0	0	0	Georgia Southern	5	5	100.0%	1	1	100.0%	29	8
Texas State	5	214	42.8	52	2	0	1	0	Texas State	5	5	100.0%	1	2	50.0%	35	8
Southern Miss	2	94	47.0	56	0	0	1	0	Southern Miss	3	3	100.0%	2	2	100.0%	49	9
Old Dominion									Old Dominion								



## SOUTH ALABAMA SCORING DRIVES

Opponent	No. of Plays	Total Yards	Drive Time	Type of Score	Score QTR/Time	Scoring Play
Nicholls	6	80	2:48	Rush	1/4:05	Webb 15-yd run
Nicholls	4	3	1:29	Field Goal	1/1:54	Guajardo 39-yd FG
Nicholls	4	83	1:17	Pass	2/13:50	Wayne 52-yd rec
Nicholls	1	4	0:08	Rush	2/9:27	Bradley 4-yd run
Nicholls	14	54	5:26	Field Goal	2/1:30	Guajardo 48-yd FG
Nicholls	4	66	1:17	Pass	3/6:58	Wayne 37-yd rec
Nicholls	5	60	2:07	Pass	3/3:52	McReynolds 18-yd rec
Nicholls	7	77	2:56	Rush	4/11:22	Webb 2-yd run
Central Michigan	8	88	2:57	Pass	1/8:51	Thomas-Jones 16-yd rec
Central Michigan	10	65	2:29	Rush	1/1:29	Webb 3-yd run
Central Michigan	3	22	0:12	Pass	1/1:05	D. Voisin 22-yd rec
Central Michigan	6	50	2:46	Pass	2/12:14	Wayne 10-yd rec
Central Michigan	11	62	4:30	Field Goal	2/5:47	Guajardo 36-yd fg
Central Michigan	6	61	2:06	Rush	4/10:53	Webb 30-yd run
UCLA	9	75	3:24	Rush	1/8:51	Lee 1-yd run
UCLA	9	55	3:04	Field Goal	1/1:18	Guajardo 38-yd fg
UCLA	12	80	6:31	Rush	2/5:54	Webb 9-yd run
UCLA	8	67	2:58	Rush	3/1:43	Lee 1-yd run
UCLA	2	6	0:27	Pass	3/0:57	Lacy 4-yd rec
Louisiana Tech	6	80	2:01	Pass	1/12:46	Sefcik 3-yd rec
Louisiana Tech	-	-	-	Punt Return	1/11:10	Lacy 57-yd punt ret
Louisiana Tech	8	85	4:03	Field Goal	2/8:54	Guajardo 24-yd fg
Louisiana Tech	-	-	-	Interception	3/14:02	Banks 24-yd int ret
Louisiana Tech	3	21	1:09	Pass	3/11:06	Lacy 19-yd rec
Louisiana Tech	6	77	2:37	Pass	4/14:51	Webb 28-yd rec
Louisiana	11	68	4:46	Rush	2/2:54	Webb 1-yd run
Louisiana	7	44	3:06	Field Goal	3/8:29	Guajardo 38-yd fg
Louisiana	11	51	4:46	Rush	4/1:53	Bradley 3-yd run
Louisiana	8	49	0:42	Field Goal	4/0:00	Guajardo 43-yd fg
ULM	10	57	3:56	Field Goal	1/8:51	Guajardo 34-yd fg
ULM	3	75	0:42	Pass	1/7:54	Wayne 64-yd rec
ULM	6	79	2:07	Rush	2/4:01	Lee 4-yd run
ULM	5	75	2:11	Pass	3/12:49	Wayne 20-yd rec
ULM	2	41	0:22	Pass	3/10:36	Lacy 24-yd rec
ULM	10	67	4:40	Field Goal	3/3:51	Guajardo 29-yd fg
ULM	7	55	2:34	Rush	4/14:55	Lee 5-yd run
Troy	9	53	1:05	Field Goal	2/0:00	Guajardo 41-yd fg
Troy	10	60	4:21	Field Goal	4/10:27	Guajardo 32-yd fg
Arkansas State	5	84	2:01	Rush	1/12:46	Webb 3-yd run
Arkansas State	2	54	0:41	Pass	1/4:02	Wayne 49-yd rec
Arkansas State	-	-	0:07	Safety	2/2:45	Safety
Arkansas State	13	61	6:13	Rush	3/5:18	Webb 1-yd run
Arkansas State	11	52	7:16	Rush	4/1:34	Webb 1-yd run
Georgia Southern	6	75	2:24	Pass	1/6:56	Wayne 10-yd rec
Georgia Southern	9	75	3:28	Rush	2/14:56	Webb 1-yd run
Georgia Southern	10	73	3:25	Field Goal	2/3:23	Guajardo 29-yd fg
Georgia Southern	13	75	5:45	Rush	3/3:00	Webb 5-yd run
Georgia Southern	10	83	4:29	Rush	4/11:46	Webb 5-yd run
Georgia Southern	7	78	3:39	Rush	4/5:50	Webb 9-yd run
Texas State	4	65	1:37	Pass	1/13:17	Voisin 41-yd rec
Texas State	12	41	5:43	Field Goal	1/5:57	Guajardo 35-yd fg
Texas State	10	43	4:15	Pass	2/6:55	Thomas-Jones 2-yd rec
Texas State	3	52	1:12	Pass	3/1:53	Lacy 41-yd rec
Texas State	8	72	3:23	Pass	4/10:26	Voisin 28-yd rec
Texas State	-	-	0:11	Interception	4/2:48	Brown 15-yd int return
Southern Miss	6	66	2:44	Field Goal	1/12:16	Guajardo 27-yd fg
Southern Miss	4	64	1:34	Pass	2/3:51	Wayne 5-yd rec
Southern Miss	6	37	0:44	Field Goal	2/0:00	Guajardo 49-yd fg
Southern Miss	10	61	4:30	Pass	4/11:31	Voisin 26-yd rec
Southern Miss	6	55	3:38	Pass	4/1:53	Lacy 33-yd rec

## EXPLOSIVE PLAYS (25 YDS or MORE)

Opponent (Qtr)	Type Play	Player	Result
Nicholls (1st)	Pass	Lacy 37-yd reception from Bradley	First Down
Nicholls (2nd)	Pass	Wayne 52-yd reception from Bradley	Touchdown
Nicholls (2nd)	Punt Return	Lacy 38-yd return	First Down
Nicholls (3rd)	Pass	Wayne 37-yd reception from Bradley	Touchdown
Central Michigan	Pass	Lacy 40-yd reception from Bradley	First Down
Central Michigan	Pass	Voisin 36-yd reception from Bradley	First Down
Central Michigan	Rush	Webb 30-yd run	Touchdown
UCLA	Rush	Webb 47-yd run	First Down
UCLA	Pass	Lacy 37-yd reception from Bradley	First Down
Louisiana Tech	Kick Return	McReynolds 93-yd kickoff return	Penalty
Louisiana Tech	Rush	Webb 25-yd run	First Down
Louisiana Tech	Punt Return	Lacy 57-yd punt return	Touchdown
Louisiana Tech	Rush	McReynolds 34-yd run	First Down
Louisiana Tech	Pass	Webb 28-yd reception from Bradley	Touchdown
Louisiana	Pass	Lacy 42-yd reception from Bradley	First Down
Louisiana	Pass	Lacy 43-yd reception from Bradley	First Down
ULM	Pass	Wayne 64-yd reception from Bradley	Touchdown
ULM	Kick Return	Lacy 49-yd kickoff return	First Down
ULM	Rush	Wells 44-yd run	First Down
ULM	Pass	Lacy 44-yd reception from Bradley	First Down
ULM	Punt Return	Lacy 26-yd return	First Down
Arkansas State	Rush	Webb 69-yd run	First Down
Arkansas State	Pass	Wayne 49-yd reception from Bradley	Touchdown
Georgia Southern	Kickoff Return	McReynolds 36-yd kickoff return	First Down
Georgia Southern	Rush	Webb 25-yd run	First Down
Georgia Southern	Pass	Lacy 28-yd reception from Bradley	First Down
Georgia Southern	Pass	Voisin 27-yd reception from Bradley	First Down
Georgia Southern	Rush	Webb 26-yd run	First Down
Texas State	Pass	Voisin 41-yd reception from Bradley	Touchdown
Texas State	Pass	Lacy 41-yd reception from Bradley	Touchdown
Texas State	Pass	Voisin 28-yd reception from Bradley	Touchdown
Southern Miss	Rush	McReynolds 64-yd run	First Down
Southern Miss	Pass	McReynolds 29-yd reception from Bradley	First Down
Southern Miss	Pass	Voisin 29-yd reception from Bradley	First Down
Southern Miss	Pass	McReynolds 33-yd reception from Bradley	First Down
Southern Miss	Pass	Voisin 25-yd pass from Bradley	First Down
Southern Miss	Pass	Voisin 26-yd pass from Bradley	Touchdown
Southern Miss	Pass	Lacy 33-yd pass from Bradley	Touchdown

## DRIVE SUPERLATIVES

	SOUTH ALABAMA (Game)	OPPONENTS (Game)
Shortest Drive (plays)	1 (twice) at Georgia Southern, 11/5 (0:00/2nd qtr)	1 six times, last by Texas State, 11/12 (2:48/4th qtr)
Shortest Drive (yards)	-15 vs. Nicholls, 9/3 (6:24/4th qtr)	-24 by UCLA, 9/17 (0:13/3rd qtr)
Shortest Drive (time elapsed)	0:08 vs. Nicholls, 9/3 (1 play/4yds/2nd qtr)	0:07 by Arkansas State, 10/29 (1 play/-7 yds/2nd qtr)
Longest Drive (plays)	14 vs. Nicholls, 9/3 (54 yds/2nd qtr)	17 by Louisiana, 10/1 (82 yds/4th qtr)
Longest Drive (yards)	96 vs. Louisiana Tech, 9/24 (6 plays/1st qtr)	88 by Georgia Southern, 11/5 (10 plays/3rd qtr)
Longest Drive (time elapsed)	7:16 at Arkansas State, 10/29 (11 plays/52 yds/4th qtr)	6:17 by Louisiana, 10/1 (17 plays/82 yds/4th qtr)

**SUPERLATIVES****SOUTH ALABAMA INDIVIDUAL GAME HIGHS**

RUSHES	35	La'Damian Webb at Ga. Southern (11/05/2022)
YARDS RUSHING	247	La'Damian Webb at Ga. Southern (11/05/2022)
TD RUSHES	4	La'Damian Webb at Ga. Southern (11/05/2022)
LONG RUSH	69	La'Damian Webb at Arkansas St. (10/29/2022)
PASS ATTEMPTS	42	Carter Bradley at Central Mich. (09/10/2022)
PASS COMPLETIONS	29	Carter Bradley vs Troy (10/20/2022)
YARDS PASSING	420	Carter Bradley vs ULM (10/15/2022)
TD PASSES	4	Carter Bradley vs Texas State (11/12/2022)
LONG PASS	64	Carter Bradley vs ULM (10/15/2022)
RECEPTIONS	12	Caullin Lacy vs ULM (10/15/2022)
YARDS RECEIVING	141	Devin Voisin vs ULM (10/15/2022)
TD RECEPTIONS	2	Devin Voisin vs Texas State (11/12/2022)
	2	Jalen Wayne vs ULM (10/15/2022)
	2	Jalen Wayne vs Nicholls (09/03/2022)
LONG RECEPTION	64	Jalen Wayne vs ULM (10/15/2022)
PUNTS	8	Jack Brooks at Arkansas St. (10/29/2022)
PUNTING AVG	48.0	Jack Brooks at UCLA (09/17/2022)
LONG PUNT	58	Jack Brooks vs Nicholls (09/03/2022)
PUNTS INSIDE 20	4	Jack Brooks vs Nicholls (09/03/2022)
LONG PUNT RETURN	57	Caullin Lacy vs Louisiana Tech (09/24/2022)
LONG KICKOFF RETURN	49	Caullin Lacy vs ULM (10/15/2022)
TACKLES	17	Jaden Voisin at Southern Miss (11/19/2022)
SACKS	1.5	Jamie Sheriff at Arkansas St. (10/29/2022)
	1.5	Charles Coleman III vs Troy (10/20/2022)
	1.5	Jamie Sheriff vs Troy (10/20/2022)
TACKLES FOR LOSS	3	Trey Kiser vs Texas State (11/12/2022)

**SOUTH ALABAMA GAME HIGHS**

RUSHES	56	at Ga. Southern (11/05/2022)
YARDS RUSHING	321	at Ga. Southern (11/05/2022)
YARDS PER RUSH	5.7	at Ga. Southern (11/05/2022)
TD RUSHES	4	at Ga. Southern (11/05/2022)
PASS ATTEMPTS	42	at Central Mich. (09/10/2022)
PASS COMPLETIONS	29	Troy (10/20/2022)
YARDS PASSING	420	ULM (10/15/2022)
YARDS PER PASS	12.7	ULM (10/15/2022)
TD PASSES	4	Texas State (11/12/2022)
TOTAL PLAYS	89	at Central Mich. (09/10/2022)
TOTAL OFFENSE	615	ULM (10/15/2022)
YARDS PER PLAY	8.3	ULM (10/15/2022)
POINTS	48	Nicholls (09/03/2022)
SACKS BY	4	at Arkansas St. (10/29/2022)
	4	Troy (10/20/2022)
	4	Louisiana Tech (09/24/2022)
FIRST DOWNS	31	at Central Mich. (09/10/2022)
PENALTIES	14	Louisiana Tech (09/24/2022)
PENALTY YARDS	131	Louisiana Tech (09/24/2022)
TURNOVERS	3	at Southern Miss (11/29/2022)
	3	at Ga. Southern (11/05/2022)
PUNTS	8	at Arkansas St. (10/29/2022)
PUNTING AVG	48.0	at UCLA (09/17/2022)
LONG PUNT	58	Nicholls (09/03/2022)
PUNTS INSIDE 20	4	Nicholls (09/03/2022)
LONG PUNT RETURN	57	Louisiana Tech (09/24/2022)

**OPPONENT INDIVIDUAL GAME HIGHS**

RUSHES	20	Frank Gore, Jr. at Southern Miss (11/19/2022)
YARDS RUSHING	107	Chris Smith at Louisiana (10/01/2022)
TD RUSHES	1	Frank Gore, Jr. at Southern Miss (11/19/2022)
	1	Josh Berry vs Texas State (11/12/2022)
	1	Layne Hatcher vs Texas State (11/12/2022)
	1	Jalen White at Ga. Southern (11/05/2022)
	1	DK Billingsley vs Troy (10/20/2022)
	1	Lew Nichols at Central Mich. (09/10/2022)
	1	Marion Lukes at Central Mich. (09/10/2022)
	1	Julien Gums vs Nicholls (09/03/2022)
LONG RUSH	55	Chris Smith at Louisiana (10/01/2022)
PASS ATTEMPTS	47	Daniel Richardson at Central Mich. (09/10/2022)
PASS COMPLETIONS	26	Kyle Vantrease at Ga. Southern (11/05/2022)
YARDS PASSING	371	Chandler Rogers vs ULM (10/15/2022)
TD PASSES	4	Chandler Rogers vs ULM (10/15/2022)
LONG PASS	83	Chandler Rogers vs ULM (10/15/2022)
RECEPTIONS	9	Tyrone Howell vs ULM (10/15/2022)
YARDS RECEIVING	244	Tyrone Howell vs ULM (10/15/2022)
TD RECEPTIONS	3	Tyrone Howell vs ULM (10/15/2022)
LONG RECEPTION	83	Tyrone Howell vs ULM (10/15/2022)
FIELD GOALS	4	Nicholas Barr-Mira at UCLA (09/17/2022)
LONG FIELD GOALS	51	Brooks Buce vs Troy (10/20/2022)
	51	Kenneth Almendares at Louisiana (10/01/2022)
PUNTS	9	Kylan Dupre vs Nicholls (09/03/2022)
PUNTING AVG	50.8	Luke Elzinga at Central Mich. (09/10/2022)
LONG PUNT	65	Luke Elzinga at Central Mich. (09/10/2022)
PUNTS INSIDE 20	5	Ryan Hanson at Arkansas St. (10/29/2022)
LONG PUNT RETURN	69	Eric Garror at Louisiana (10/01/2022)
LONG KICKOFF RETURN	31	David Robinson vs Nicholls (09/03/2022)
TACKLES	16	Marques Watson-Trent at Ga. Southern (11/05/2022)
SACKS	2	Da'Shawn Davis at Ga. Southern (11/05/2022)
TACKLES FOR LOSS	2	four times
INTERCEPTIONS	1	eight times

**OPPONENT GAME HIGHS**


RUSHES	41	Troy (10/20/2022)
YARDS RUSHING	163	at Louisiana (10/01/2022)
YARDS PER RUSH	5.4	at Louisiana (10/01/2022)
TD RUSHES	2	Texas State (11/12/2022)
	2	at Central Mich. (09/10/2022)
PASS ATTEMPTS	47	at Central Mich. (09/10/2022)
PASS COMPLETIONS	26	at Ga. Southern (11/05/2022)
YARDS PASSING	371	ULM (10/15/2022)
YARDS PER PASS	13.7	ULM (10/15/2022)
TD PASSES	4	ULM (10/15/2022)
TOTAL PLAYS	74	at Central Mich. (09/10/2022)
TOTAL OFFENSE	438	ULM (10/15/2022)
YARDS PER PLAY	7.6	ULM (10/15/2022)
POINTS	34	ULM (10/15/2022)
SACKS BY	4	at Ga. Southern (11/05/2022)
FIRST DOWNS	23	at UCLA (09/17/2022)
	23	at Central Mich. (09/10/2022)
PENALTIES	8	Louisiana Tech (09/24/2022)
	8	at Central Mich. (09/10/2022)
PENALTY YARDS	85	Louisiana Tech (09/24/2022)
	85	at Central Mich. (09/10/2022)
TURNOVERS	5	Louisiana Tech (09/24/2022)
PUNTS	9	Nicholls (09/03/2022)
	9	at Arkansas St. (10/29/2022)
PUNTING AVG	50.8	at Central Mich. (09/10/2022)
LONG PUNT	65	at Central Mich. (09/10/2022)
PUNTS INSIDE 20	5	at Arkansas St. (10/29/2022)
LONG PUNT RETURN	69	at Louisiana (10/01/2022)

## PARTICIPATION

	GP / GS	NICH	CMU	UCLA	LATECH	UL	ULM	TROY	ASU	GASO	TXST	USM	ODU
0 - Wayne	11/11	START	START	START	START	START	START	START	START	START	START	START	
1 - Jordan	11/10	START	START	START	START	START	START	START	START	START	START	XXX	
1 - Trotter	3/0	XXX	-	-	XXX	-	-	-	-	-	-	XXX	
2 - Bradley	11/11	START	START	START	START	START	START	START	START	START	START	START	
2 - J. Voisin	11/10	START	START	START	START	XXX	START	START	START	START	START	START	
3 - Webb	10/9	START	START	START	START	START	START	XXX	START	START	START	-	
3 - DeShazor, Jr.	10/1	XXX	XXX	XXX	XXX	START	XXX	XXX	XXX	-	XXX	XXX	
4 - Lacy	11/9	START	XXX	XXX	START	START	START	START	START	START	START	START	
4 - Miller	11/11	START	START	START	START	START	START	START	START	START	START	START	
6 - J. Richardson	8/3	START	START	START	-	-	XXX	XXX	-	XXX	XXX	XXX	
6 - Townsend	11/0	XXX	XXX	XXX	XXX	XXX	XXX	XXX	XXX	XXX	XXX	XXX	
7 - Avery	3/0	XXX	XXX	XXX	-	-	-	-	-	-	-	-	
7 - Robinson	9/7	-	-	XXX	START	START	START	XXX	START	START	START	START	
8 - Banks	11/11	START	START	START	START	START	START	START	START	START	START	START	
8 - Thomas-Jones	10/3	XXX	START	START	XXX	XXX	-	XXX	XXX	XXX	XXX	START	
9 - D. Voisin	11/11	START	START	START	START	START	START	START	START	START	START	START	
9 - Brown	10/0	XXX	XXX	XXX	XXX	XXX	XXX	XXX	XXX	XXX	XXX	XXX	
10 - Wilfawn	5/4	START	START	START	-	-	-	XXX	-	-	-	-	
10 - McGee	1/0	-	-	XXX	-	-	-	-	-	-	-	-	
11 - Sheriff	11/11	START	START	START	START	START	START	START	START	START	START	START	
11 - Dickerson	3/0	-	XXX	-	XXX	-	-	-	-	-	-	-	
12 - Wells	11/1	XXX	XXX	XXX	XXX	XXX	XXX	START	XXX	XXX	XXX	XXX	
12 - Hickbottom	9/3	XXX	-	-	XXX	XXX	XXX	START	START	XXX	XXX	XXX	
13 - Wortham	7/0	XXX	XXX	-	-	XXX	XXX	XXX	-	-	XXX	XXX	
13 - Thompson	9/0	XXX	XXX	XXX	XXX	-	XXX	-	XXX	XXX	XXX	XXX	
14 - Rias	11/11	START	START	START	START	START	START	START	START	START	START	START	
14 - McReynolds	9/1	XXX	XXX	XXX	XXX	XXX	-	-	XXX	XXX	XXX	START	
16 - Martin	7/1	XXX	XXX	XXX	XXX	START	XXX	XXX	-	-	-	-	
17 - Chapman	7/1	-	-	XXX	XXX	XXX	XXX	START	XXX	-	-	XXX	
18 - Luter, Jr.	11/11	START	START	START	START	START	START	START	START	START	START	START	
20 - Crum	9/2	XXX	XXX	XXX	-	-	XXX	XXX	XXX	START	START	XXX	
20 - L. Brooks	9/0	XXX	XXX	-	XXX	XXX	XXX	XXX	XXX	XXX	XXX	-	
21 - Bonhomme	3/0	XXX	XXX	XXX	-	-	-	-	-	-	-	-	
22 - Kiser	11/7	XXX	XXX	XXX	START	XXX	START	START	START	START	START	START	
23 - States-Jones	9/0	XXX	XXX	-	-	XXX	XXX	XXX	XXX	XXX	XXX	XXX	
24 - Fletcher	10/0	XXX	XXX	XXX	XXX	XXX	XXX	XXX	XXX	XXX	XXX	XXX	
25 - Jacobs	9/0	XXX	XXX	-	XXX	XXX	XXX	XXX	XXX	XXX	XXX	XXX	
27 - Hopper	10/1	XXX	XXX	-	XXX	START	XXX	XXX	XXX	XXX	XXX	XXX	
28 - Drosos	11/0	XXX	XXX	XXX	XXX	XXX	XXX	XXX	XXX	XXX	XXX	XXX	
28 - J. Brooks	4/0	XXX	XXX	-	-	-	-	XXX	XXX	-	-	-	
29 - Lee	11/0	XXX	XXX	XXX	XXX	XXX	XXX	XXX	XXX	XXX	XXX	XXX	
29 - Wallace	6/0	-	-	-	XXX	XXX	-	XXX	XXX	-	XXX	XXX	
30 - Coleman	11/9	START	START	START	START	START	START	XXX	XXX	START	START	START	
31 - Meeks	11/0	XXX	XXX	XXX	XXX	XXX	XXX	XXX	XXX	XXX	XXX	XXX	
32 - Myrick	2/0	-	-	-	-	-	-	-	XXX	XXX	-	-	
33 - Perry	11/0	XXX	XXX	XXX	XXX	XXX	XXX	XXX	XXX	XXX	XXX	XXX	
36 - Guajardo	11/0	XXX	XXX	XXX	XXX	XXX	XXX	XXX	XXX	XXX	XXX	XXX	
37 - Wiggins	1/0	XXX	-	-	-	-	-	-	-	-	-	-	
38 - Hyatt, Jr.	11/1	XXX	XXX	XXX	XXX	XXX	XXX	XXX	XXX	XXX	XXX	START	
39 - Hughes	11/0	XXX	XXX	XXX	XXX	XXX	XXX	XXX	XXX	XXX	XXX	XXX	
45 - E. Smith	6/0	XXX	XXX	XXX	XXX	-	XXX	-	-	-	-	XXX	
48 - G. Johnson	11/1	XXX	XXX	XXX	XXX	XXX	XXX	XXX	XXX	START	XXX	XXX	
52 - Gray	3/0	XXX	XXX	-	XXX	-	-	-	-	-	-	-	
55 - Lucas	8/8	START	START	START	START	START	-	START	START	START	-	START	
55 - Strong	8/0	XXX	XXX	-	XXX	XXX	XXX	XXX	XXX	-	XXX	XXX	
65 - McCullough	9/8	-	-	XXX	START	START	START	START	START	START	START	START	
67 - R. Smith	11/11	START	START	START	START	START	START	START	START	START	START	START	
68 - Jackson	11/11	START	START	START	START	START	START	START	START	START	START	START	
69 - Foster	6/2	-	-	-	-	-	START	XXX	XXX	XXX	START	XXX	
70 - Strickland	11/11	START	START	START	START	START	START	START	START	START	START	START	
71 - Robinson	10/0	XXX	XXX	XXX	XXX	XXX	XXX	XXX	XXX	XXX	XXX	-	
74 - Gavin	8/0	XXX	-	-	XXX	-	XXX	XXX	XXX	XXX	XXX	XXX	
76 - Mixon	10/3	START	START	START	-	XXX	XXX	XXX	XXX	XXX	XXX	XXX	
78 - Simpson	8/0	XXX	XXX	XXX	XXX	XXX	XXX	-	-	XXX	XXX	-	
84 - Coleman	2/0	XXX	-	-	XXX	-	-	-	-	-	-	-	
86 - Justice	10/0	XXX	-	XXX	XXX	XXX	XXX	XXX	XXX	XXX	XXX	XXX	
88 - Sefcik	11/8	START	START	START	START	XXX	START	START	START	XXX	XXX	START	
89 - Pritchett	6/0	XXX	-	-	XXX	-	-	-	XXX	XXX	XXX	XXX	
90 - C. Johnson	10/0	XXX	XXX	XXX	XXX	XXX	-	XXX	XXX	XXX	XXX	XXX	
91 - Rawlins-Kibonge	5/0	XXX	XXX	-	XXX	-	-	-	XXX	-	-	XXX	
92 - J. Brooks	11/0	XXX	XXX	XXX	XXX	XXX	XXX	XXX	XXX	XXX	XXX	XXX	
95 - Higdon	11/0	XXX	XXX	XXX	XXX	XXX	XXX	XXX	XXX	XXX	XXX	XXX	

## PARTICIPATION

GP / GS	NICH	CMU	UCLA	LATECH	UL	ULM	TROY	ASU	GASO	TXST	USM	ODU
99 - Thomas	11/10	START	START	START	START	START	START	START	XXX	START	START	

	<b>GAME ONE</b>	
	September 3, 2022 Attendance: 15, 101	
<b>NICHOLLS</b>	<b>7</b>	
<b>SOUTH ALABAMA</b>	<b>48</b>	

**BOX SCORE**

**SCORING SUMMARY**

NICHOLLS	0	0	0	7	-	7
SOUTH ALABAMA	10	17	14	7	-	48

- 1st 4:05 USA Webb 15-yd run (Guajardo kick)
- 1st 1:54 USA Guajardo 39-yd field goal
- 2nd 13:50 USA Wayne 52-yd rec from Bradley (Guajardo kick)
- 2nd 9:27 USA Bradley 4-yd run (Guajardo kick)
- 2nd 1:30 USA Guajardo 48-yd field goal
- 3rd 6:58 USA Wayne 37-yd rec from Bradley (Guajardo kick)
- 3rd 3:52 USA McReynolds 18-yd rec from Bradleu (Guajardo kick)
- 4th 14:24 NSU Gums 10-yd run (Lasseigne kick)
- 4th 11:22 USA Webb 2-yd run (Guajardo kick)

**STATISTICS**

TEAM STATS	NICH	USA
FIRST DOWNS	10	24
RUSHES-YARDS (NET)	27-59	39-176
PASSING YDS (NET)	106	332
Passes Comp.-Att.-Int.	15-28-1	26-35-0
TOTAL OFFENSE PLAYS-YARDS	55-165	74-508
Fumble Returns-Yards	0-0	1-0
Punt Returns-Yards	1-2	6-72
Kickoff Returns-Yards	5-114	1-23
Punts (Number-Avg)	9-46.0	6-41.0
Fumbles - Lost	1-1	0-0
Penalties - Yds.	2-9	10-80
Possession Time	25:11	34:49
3rd Down Conversions	2 of 13	3 of 13
4th Down Conversions	0 of 2	1 of 1
Red-Zone Scores - Chances	1-1	4-4
Sacks By: Number - Yards	2-10	0-0


**INDIVIDUAL STATISTICS**

**RUSHING:** NICH - Gums 9-33, Granier 2-15, Guggenheim 7-12, Albert 3-8, Carrington 2-4. USA - Webb 18-98, McReynolds 3-25, Avery 5-23, Wells 5-23, Bradley 5-10, Lee 2-1, Trotter 1(-4).

**PASSING:** NICH - Granier 15-27-1-106, Kelly 0-1-0-0. USA - Bradley 17-25-0-260, Trotter 9-10-0-72.

**RECEIVING:** NICH - Franklin 3-40, Franklin 3-14, Davis 2-8. USA - Lacy 6-72, McReynolds 4-39, Wayne 3-98, Thomas-Jones 2-28, Townsend 2-23, Webb 2-18, Voisin 2-5.

**TACKLES (UA-A-TOT):** NICH - Martin 3-4-7, Lairy 4-2-6, Shaheen 4-2-6, Tobin 1-5-6, Sharkey 4-1-5, Jones 2-3-5, Eddie 1-4-5, Calcote 1-4-5. USA - Wilfawn 6-3-9, Voisin 1-4-5, Brown 2-2-4.

	<b>GAME TWO</b>	
	September 10, 2022 Attendance: 17,205	
<b>SOUTH ALABAMA</b>	<b>38</b>	
<b>CENTRAL MICHIGAN</b>	<b>24</b>	

**BOX SCORE**

**SCORING SUMMARY**

SOUTH ALABAMA	20	11	0	7	-	38
CENTRAL MICHIGAN	7	3	0	14	-	24

- 1st 8:51 USA Thomas-Jones 15-yd rec from Bradley (kick missed)
- 1st 5:08 CMU Nichols 5-yd run (Meeder kick)
- 1st 1:29 USA Webb 3-yd run (Guajardo kick)
- 1st 1:05 USA Voisin 22-yd rec from Bradley (Guajardo kick)
- 2nd 12:14 USA Wayne 10-yd rec from Bradley (2-pt conv good)
- 2nd 5:47 USA Guajardo 36-yd field goal
- 2nd 1:21 CMU Meeder 48-yd field goal
- 4th 10:53 USA Webb 30-yd run (Guajardo kick)
- 4th 8:43 CMU Lukes 12-yd run (2-pt conv no good)
- 4th 4:30 CMU Wilson 21-yd rec from Richardson (2-pt conv good)

**STATISTICS**

TEAM STATS	USA	CMU
FIRST DOWNS	30	23
RUSHES-YARDS (NET)	46-148	27-81
PASSING YDS (NET)	354	257
Passes Comp.-Att.-Int.	26-42-1	23-47-0
TOTAL OFFENSE PLAYS-YARDS	88-502	74-338
Fumble Returns-Yards	1-0	0-0
Punt Returns-Yards	1-0	4-42
Kickoff Returns-Yards	1-18	2-22
Punts (Number-Avg)	5-45.0	5-50.8
Fumbles - Lost	0-0	1-1
Penalties - Yds.	9-100	8-85
Possession Time	38:00	22:00
3rd Down Conversions	8 of 17	5 of 15
4th Down Conversions	0 of 1	1 of 4
Red-Zone Scores - Chances	4-6	3-4
Sacks By: Number - Yards	3-18	2-27


**INDIVIDUAL STATISTICS**

**RUSHING:** USA - Webb 20-91, Avery 11-30, Lee 5-16, Bradley 5-8, Wells 2-2, Lacy 1-2. CMU - Lukes 3-36, Bailey 4-24, Nichols 15-20, Richardson 5-1.

**PASSING:** USA - Bradley 26-42-1-354. CMU - Richardson 23-47-0-257.

**RECEIVING:** USA - Wayne 10-98, Lacy 5-97, Voisin, 4-56, Thomas-Jones 3-38, Webb 1-30. CMU - Wilson 7-73, Carriere 4-69, Nichols 4-38, Bailey 3-21, McGaughy 2-25, Parker 2-18.

**TACKLES (UA-A-TOT):** USA - Wilfawn 5-1-6, Voisin 4-2-6, Kiser 3-3-6, Jordan 2-3-5, DeShazor 3-1-4, Brown 3-1-4. CMU - Moretti 6-4-10, Whiteside 4-6-10, Kent 6-1-7, Whiteside 4-3-7, Jones 4-3-7, Stepney 4-2-6.

	<b>GAME THREE</b>	
	September 17, 2022 Attendance: 29,344	
<b>SOUTH ALABAMA</b>	<b>31</b>	
<b>UCLA</b>	<b>32</b>	

**BOX SCORE**

**SCORING SUMMARY**

SOUTH ALABAMA	10	7	14	0	-	31
UCLA	6	7	10	9	-	32

- 1st 12:15 UCLA Barr-Mira 38-yd feld goal
- 1st 8:51 USA Lee 1-yd run (Guajardo kick)
- 1st 4:22 UCLA Barr-Mira 49-yd field goal
- 1st 1:18 USA Guajardo 38-yd field goal
- 2nd 5:54 USA Webb 9-yd run (Guajardo kick)
- 2nd 3:25 UCLA Bobo 9-yd pass from Robinson (Barr-Mira kick)
- 3rd 13:22 UCLA Brown 11-yd pass from Robinson (Barr-Mira kick)
- 3rd 4:46 UCLA Barr-Mira 28-yd field goal
- 3rd 1:43 USA Lee 1-yd run (Guajardo kick)
- 3rd 0:57 USA Lacy 4-yd pass from Bradley (Guajardo kick)
- 4th 12:25 UCLA Loya 8-yd pass from Robinson (Barr-Mira kick)
- 4th 0:00 UCLA Barr-Mira 24-yd field goal

**STATISTICS**

TEAM STATS	USA	UCLA
FIRST DOWNS	22	23
RUSHES-YARDS (NET)	34-162	37-144
PASSING YDS (NET)	237	263
Passes Comp.-Att.-Int.	26-36-1	20-30-1
TOTAL OFFENSE PLAYS-YARDS	70-399	67-407
Fumble Returns-Yards	0-0	0-0
Punt Returns-Yards	0-0	1-15
Kickoff Returns-Yards	6-333	7-449
Punts (Number-Avg)	2-48.0	1-46.0
Fumbles - Lost	1-1	3-2
Penalties - Yds.	4-35	4-42
Possession Time	32:57	27:03
3rd Down Conversions	9 of 14	7 of 13
4th Down Conversions	0 of 1	1 of 1
Red-Zone Scores - Chances	5-5	6-7
Sacks By: Number - Yards	0-0	1-11


**INDIVIDUAL STATISTICS**

**RUSHING:** USA - Webb 16-124, Avery 5-29, Bradley 4-8, Lee 4-6, McReynolds 3-4, Wells 1-2, McGee 1(-11). UCLA - Charbonnet 13-78, Jones 14-65, Thompson-Robinson 7-27.

**PASSING:** USA - Bradley 26-36-1-237. UCLA - Thompson-Robinson 20-30-0-263.

**RECEIVING:** USA - Wayne 7-76, D. Voisin 7-64, Webb 6-42, Lacy 4-49, Thomas-Jones 1-5, McReynolds 1-4. UCLA - Bobo 5-89, Charbonnet 3-51, Mokiao-Atimalala 3-47, Loya 3-37, Brown 2-19, Allen 2-7.

**TACKLES (UA-A-TOT):** USA - Jordan 5-2-7, J. Voisin 4-2-6, Thomas 5-0-5, Miller 3-2-5, Brown 4-0-4, Banks 4-0-4, Kiser 3-1-4. UCLA - Muasau 5-5-10, Osling 8-0-8, Vaughns 6-1-7, Kirkwood 4-2-6.

	<b>GAME FOUR</b> September 24, 2022 Attendance: 17,969	
<b>LOUISIANA TECH</b>		<b>14</b>
<b>SOUTH ALABAMA</b>		<b>38</b>

## BOX SCORE

## SCORING SUMMARY

LOUISIANA TECH	0	7	0	7	-	14
SOUTH ALABAMA	14	3	14	7	-	38

1st	12:46	USA	Sefcik 3-yd pass from Bradley (Guajardo kick)
1st	11:10	USA	Lacy 57-yd punt return (Guajardo kick)
2nd	13:02	LAT	Harris 52-yd pass from McNeil (Barnes kick)
2nd	8:54	USA	Guajardo 24-yd field goal
3rd	14:02	USA	Banks 24-yd interception return (Guajardo kick)
3rd	11:06	USA	Lacy 19-yd pass from Bradley (Guajardo kick)
4th	14:51	USA	Webb 28-yd pass from Bradley (Guajardo kick)
4th	10:59	LAT	Hebert 4-yd pass from McNeil (Barnes kick)

## STATISTICS

TEAM STATS	LATECH	USA
FIRST DOWNS	17	23
RUSHES-YARDS (NET)	29-57	35-175
PASSING YDS (NET)	251	214
Passes Comp.-Att.-Int.	19-34-4	17-25-1
TOTAL OFFENSE PLAYS-YARDS	63-308	60-389
Fumble Returns-Yards	0-0	0-0
Punt Returns-Yards	1-22	2-77
Kickoff Returns-Yards	3-51	2-40
Punts (Number-Avg)	4-39.8	4-42.5
Fumbles - Lost	1-1	0-0
Penalties - Yds.	8-85	14-131
Possession Time	31:09	28:51
3rd Down Conversions	3 of 12	5 of 10
4th Down Conversions	2 of 3	0 of 0
Red-Zone Scores - Chances	1-3	3-4
Sacks By: Number - Yards	1-2	4-35


## INDIVIDUAL STATISTICS

**RUSHING:** LATECH - Garner 7-51, Crosby 10-21, Thornton 4-9, Harris 2-6. USA - Webb 14-75, McReynolds 7-51, Wells 4-19, Lee 4-16.

**PASSING:** LATECH - McNeil 19-34-4-251. USA - Bradley 14-21-1-178, Trotter 3-4-0-36.

**RECEIVING:** LATECH - Harris 6-85, Hebert 5-49, Harris 4-84, Maxwell 3-30. USA - Lacy 3-40, Voisin 3-27, Wayne 2-37, McReynolds 2-24, Sefcik 2-9.

**TACKLES (UA-A-TOT):** LATECH - Williamson 4-5-9, Grubbs 2-6-8, Davis 1-6-7, Singleton 3-2-5. USA - Kiser 5-0-5, Sheriff 2-3-5, Rias 4-0-4, Miller 2-2-4, Jordan 2-2-4, Luter 2-2-4.

	<b>GAME FIVE</b> October 1, 2022 Attendance: 17,969	
<b>SOUTH ALABAMA</b>		<b>20</b>
<b>LOUISIANA</b>		<b>17</b>

## BOX SCORE

## SCORING SUMMARY

SOUTH ALABAMA	0	7	3	10	-	20
LOUISIANA	7	0	0	10	-	17

1st	7:53	UL	Garror 69-yd punt return (Almendares kick)
2nd	2:54	USA	Webb 1-yd run (Guajardo kick)
3rd	8:29	USA	Guajardo 38-yd field goal
4th	12:53	USA	Bradley 3-yd run (Guajardo kick)
4th	7:43	UL	Almendares 51-yd field goal
4th	0:42	UL	Migl 1-yd pass from Woolridge (Almendares kick)
4th	0:00	USA	Guajardo 43-yd field goal

## STATISTICS

TEAM STATS	USA	UL
FIRST DOWNS	21	17
RUSHES-YARDS (NET)	37-116	30-161
PASSING YDS (NET)	245	115
Passes Comp.-Att.-Int.	18-41-1	22-36-2
TOTAL OFFENSE PLAYS-YARDS	78-361	66-276
Fumble Returns-Yards	0-0	0-0
Punt Returns-Yards	2-1	3-80
Kickoff Returns-Yards	1-14	2-36
Punts (Number-Avg)	5-40.0	5-41.2
Fumbles - Lost	1-1	2-1
Penalties - Yds.	8-60	7-66
Possession Time	30:18	29:42
3rd Down Conversions	12 of 21	6 of 16
4th Down Conversions	1 of 3	1 of 1
Red-Zone Scores - Chances	3-4	1-2
Sacks By: Number - Yards	1-12	2-14


## INDIVIDUAL STATISTICS

**RUSHING:** USA - Webb 22-75, McReynolds 3-25, Lee 3-6, Bradley 8-6, Wells 1-4. UL - Smith 12-108, Woolridge 9-37, Williams 6-20, Kobodi 1-6, Fields 1-5.

**PASSING:** USA - Bradley 18-41-1-245. UL - Woolridge 18-29-1-90, Fields 4-7-1-25.

**RECEIVING:** USA - Lacy 5-112, Wayne 4-55, Voisin 3-41. UL - Smith 5-16, LeBlanc 3-23, Jefferson 3-21, Rogers 3-20, Johnson 2-11, Migl 2-5.

**TACKLES (UA-A-TOT):** USA - Miller 4-4-8, Rias 5-2-7, Kiser 4-3-7, Brown 3-4-7, Robinson 2-4-6, Jordan 2-3-5. UL - Quibodeaux 1-8-9, Moncrief 3-4-7, Trahan 3-4-7.

	<b>GAME SIX</b> October 15, 2022 Attendance: 15,549	
<b>ULM</b>		<b>34</b>
<b>SOUTH ALABAMA</b>		<b>41</b>

## BOX SCORE

## SCORING SUMMARY

ULM	7	13	0	14	-	34
SOUTH ALABAMA	10	7	17	7	-	41

1st	8:51	USA	Guajardo 34-yd field goal
1st	8:36	ULM	Howell 75-yd pass from Rogers (Sutherland kick)
1st	7:54	USA	Wayne 64-yd pass from Bradley (Guajardo kick)
2nd	12:57	ULM	Sutherland 24-yd field goal
2nd	6:16	ULM	Howell 25-yd pass from Rogers (Sutherland kick)
2nd	4:01	USA	Lee 4-yd rush (Guajardo kick)
2nd	1:45	ULM	Sutherland 40-yd field goal
3rd	12:49	USA	Wayne 20-yd pass from Bradley (Guajardo kick)
3rd	10:36	USA	Lacy 24-yd pass from Bradley (Guajardo kick)
4th	14:55	USA	Lee 5-yd run (Guajardo kick)
4th	9:52	ULM	Howell 83-yd pass from Rogers (Sutherland kick)
4th	5:00	ULM	Rasmussen 7-yd pass from Rogers (Sutherland kick)

## STATISTICS

TEAM STATS	ULM	USA
FIRST DOWNS	18	25
RUSHES-YARDS (NET)	31-67	41-195
PASSING YDS (NET)	371	420
Passes Comp.-Att.-Int.	20-27-1	25-33-0
TOTAL OFFENSE PLAYS-YARDS	58-438	74-615
Fumble Returns-Yards	0-0	0-0
Punt Returns-Yards	0-0	2-33
Kickoff Returns-Yards	3-49	4-100
Punts (Number-Avg)	5-47.8	4-36.8
Fumbles - Lost	0-0	1-0
Penalties - Yds.	3-25	5-62
Possession Time	28:18	26:42
3rd Down Conversions	3 of 12	6 of 13
4th Down Conversions	2 of 2	0 of 1
Red-Zone Scores - Chances	2-2	5-6
Sacks By: Number - Yards	2-13	3-23


## INDIVIDUAL STATISTICS

**RUSHING:** ULM - Jackson 13-39, Henry 4-15, Rogers 14-13. USA - Lee 15-93, Wells 17-85, Bradley 5-9.

**PASSING:** ULM - Rogers 20-27-1-371. USA - Bradley - 25-33-0-420.

**RECEIVING:** ULM - Howell 9-244, Frett 3-83, Mortimer 3-28. USA - Lacy 12-133, Voisin 7-141, Wayne 5-127, Sefcik 1-19.

**TACKLES (UA-A-TOT):** ULM - Snyder 8-3-11, Driggers 5-3-8, Woodard 5-3-8. USA - Miller 5-4-9, M. Robinson 3-3-6, J. Voisin 3-2-5, Sheriff 2-3-5, Banks 2-3-5.

	<b>GAME SEVEN</b>	
	October 20, 2022 Attendance: 25,450	
<b>TROY</b>	<b>10</b>	
<b>SOUTH ALABAMA</b>	<b>6</b>	

## BOX SCORE

## SCORING SUMMARY

TROY	0	7	0	3	-	10
SOUTH ALABAMA	0	3	0	3	-	6

2nd 14:56 TROY Billingsley 5-yd run (Buice kick)

2nd 0:00 USA Guajardo 41-yd field goal

4th 10:27 USA Guajardo 32-yd field goal

4th 7:35 TROY Buice 51-yd field goal

## STATISTICS

TEAM STATS	TROY	USA
FIRST DOWNS	16	15
RUSHES-YARDS (NET)	41-128	21-31
PASSING YDS (NET)	138	215
Passes Comp.-Att.-Int.	14-19-1	29-41-1
TOTAL OFFENSE PLAYS-YARDS	60-266	62-246
Fumble Returns-Yards	0-0	0-0
Punt Returns-Yards	0-0	2-4
Kickoff Returns-Yards	0-0	1-12
Punts (Number-Avg)	6-42.8	7-41.6
Fumbles - Lost	0-0	1-0
Penalties - Yds.	5-35	6-60
Possession Time	33:24	26:36
3rd Down Conversions	1 of 12	4 of 13
4th Down Conversions	2 of 2	1 of 1
Red-Zone Scores - Chances	1-2	1-1
Sacks By: Number - Yards	3-11	4-21


## INDIVIDUAL STATISTICS

**RUSHING:** TROY - Billingsley 19-86, Vidal 17-64, Watson 1-(-3), Doege 4-(-19). USA - Wells 4-21, Webb 8-12, Lee 2-2, Bradley 7-(-4).

**PASSING:** TROY - Doege 10-15-1-84, Watson 4-4-0-54. USA - Bradley 29-40-1-215.

**RECEIVING:** TROY - T. Johnson 4-57, R. Johnson 4-56, Billingsley 2-7, Ross 2-4. USA - D. Voisin 9-93, Wayne 9-68, Lacy 7-50, Wells 2-2, Webb 1-9, Thomas-Jones 1-6.

**TACKLES (UA-A-TOT):** TROY - Martial 7-1-8, Fletcher 7-1-8, Steward 5-1-6, Pettus 4-1-5, Harris 3-2-5, Robertson 1-4-5. USA - Kiser 6-3-9, Banks 6-0-6, Jordan 4-2-6, J. Voisin 4-2-6, Brown 3-3-6, Coleman 3-2-5, Luter 3-2-5, Sheriff 1-4-5.

	<b>GAME EIGHT</b>	
	October 29, 2022 Attendance: 11,714	
<b>SOUTH ALABAMA</b>	<b>31</b>	
<b>ARKANSAS STATE</b>	<b>3</b>	

## BOX SCORE

## SCORING SUMMARY

SOUTH ALABAMA	14	2	8	7	-	31
ARKANSAS STATE	3	0	0	0	-	3

1st 12:46 USA Webb 3-yd run (Guajardo kick)

1st 4:02 USA Wayne 49-yd pass from Bradley (Guajardo kick)

1st 1:24 ASU Zvada 32-yd field goal

2nd 2:45 USA Safety

3rd 5:18 USA Webb 1-yd run (Bradley pass to Thomas-Jones good)

4th 1:34 USA Webb 1-yd run (Guajardo kick)

## STATISTICS

TEAM STATS	USA	ASU
FIRST DOWNS	16	9
RUSHES-YARDS (NET)	47-183	19-(-19)
PASSING YDS (NET)	179	177
Passes Comp.-Att.-Int.	17-24-0	22-39-0
TOTAL OFFENSE PLAYS-YARDS	71-362	58-158
Fumble Returns-Yards	0-0	0-0
Punt Returns-Yards	1-9	3-25
Kickoff Returns-Yards	1-14	3-52
Punts (Number-Avg)	8-42.8	9-36.3
Fumbles - Lost	2-0	2-1
Penalties - Yds.	8-35	2-25
Possession Time	35:59	24:01
3rd Down Conversions	3 of 15	2 of 14
4th Down Conversions	2 of 4	1 of 2
Red-Zone Scores - Chances	0-0	1-1
Sacks By: Number - Yards	4-43	0-0


## INDIVIDUAL STATISTICS

**RUSHING:** USA - Webb 28-162, Bradley 4-17, Lee 8-12, McReynolds 4-4, Wells 2-1. ASU - Murray 4-15, Lang 9-14, Sharpe 2-(-5), Blackmon 4-(-43).

**PASSING:** USA - Bradley 17-24-0-179. ASU - Blackmon 22-39-0-177.

**RECEIVING:** USA - Thomas-Jones 4-48, Wayne 3-83, Lacy 3-29, Sefcik 3-8. ASU - Traore 8-47, Foreman 6-98, Flemings 3-8, Lang 2-4.

**TACKLES (UA-A-TOT):** USA - Miller 3-5-8, J. Voisin 4-3-7, Kiser 5-0-5, Luter 3-1-4, Sheriff 2-2-4. ASU - Harris 3-7-10, Thomas 3-6-9, Carmouche 1-6-7.

	<b>GAME NINE</b>	
	November 5, 2022 Attendance: 17,084	
<b>SOUTH ALABAMA</b>	<b>38</b>	
<b>GEORGIA SOUTHERN</b>	<b>31</b>	

## BOX SCORE

## SCORING SUMMARY

SOUTH ALABAMA	7	10	7	14	-	38
GEORGIA SOUTHERN	21	3	7	0	-	31

1st 11:31 GSU Jackson 43-yd int return (Raynor kick)

1st 9:20 GSU White 54-yd run (Raynor kick)

1st 6:56 USA Wayne 10-yd pass from Bradley (Guajardo kick)

1st 3:24 GSU Burgess 16-yd pass from Vantrease (Raynor kick)

2nd 14:45 USA Webb 1-yd run (Guajardo kick)

2nd 10:17 GSU Raynor 22-yd field goal

2nd 3:23 USA Guajardo 29-yd field goal

3rd 8:45 GSU Mcafee 7-yd pass from Vantrease (Raynor kick)

3rd 3:00 USA Webb 5-yd run (Guajardo kick)

4th 11:46 USA Webb 5-yd run (Guajardo kick)

4th 5:50 USA Webb 9-yd run (Guajardo kick)

## STATISTICS

TEAM STATS	USA	GSU
FIRST DOWNS	29	21
RUSHES-YARDS (NET)	56-321	18-88
PASSING YDS (NET)	193	278
Passes Comp.-Att.-Int.	16-27-2	26-45-1
TOTAL OFFENSE PLAYS-YARDS	83-514	63-366
Fumble Returns-Yards	0-0	0-0
Punt Returns-Yards	1-0	1-(-3)
Kickoff Returns-Yards	2-58	3-44
Punts (Number-Avg)	3-29.3	5-38.4
Fumbles - Lost	2-1	0-0
Penalties - Yds.	13-118	7-60
Possession Time	37:04	22:56
3rd Down Conversions	8 of 15	4 of 12
4th Down Conversions	1 of 1	0 of 1
Red-Zone Scores - Chances	6-7	3-4
Sacks By: Number - Yards	1-7	4-27

## INDIVIDUAL STATISTICS

**RUSHING:** USA - Webb 35-247, McReynolds 6-42, Justice 1-30, Wells 3-18. GSU - White 10-65, Green 5-27, Vantrease 3-(-4).

**PASSING:** USA - Bradley 16-27-2-193. GSU - Vantrease 26-45-1-278.

**RECEIVING:** USA - Lacy 3-33, Wayne 3-28, Thomas-Jones 3-17, Voisin 2-42, Sefcik 2-31, Wells 2-26, McReynolds 1-16. GSU - Burgess 8-96, Hood 7-76, Cob 3-29.

**TACKLES (UA-A-TOT):** USA - Jordan 8-2-10, Miller 4-3-7, Kiser 2-4-6. GSU - Watson-Trent 4-12-16, Jackson 7-3-10.



**GAME 10**  
November 12, 2022  
Attendance: 14,518

<b>TEXAS STATE</b>	<b>21</b>
<b>SOUTH ALABAMA</b>	<b>38</b>

**BOX SCORE****SCORING SUMMARY**

TEXAS STATE	0	0	7	14	-	21
SOUTH ALABAMA	10	7	7	14	-	39

1st	13:17	USA	Voisin 41-yd pass from Bradley (Guajardo kick)
1st	5:47	USA	Guajardo 35-yd field goal
2nd	6:55	USA	Thomas-Jones 2-yd pass from Bradley (Guajardo kick)
3rd	7:02	TSU	Groves 4-yd pass from Hatcher (Keller kick)
3rd	1:53	USA	Lacy 41-yd pass from Bradley (Guajardo kick)
4th	13:52	TSU	Berry 5-yd rush (Keller kick)
4th	10:26	USA	Voisin 28-yd pass from Bradley (Guajardo kick)
4th	3:54	TSU	Hatcher 3-yd rush (Keller kick)
4th	2:48	USA	Brown 15-yd int return (Guajardo kick)

**STATISTICS**

TEAM STATS	TXST	USA
FIRST DOWNS	20	19
RUSHES-YARDS (NET)	25-87	39-106
PASSING YDS (NET)	143	274
Passes Comp.-Att.-Int.	24-42-1	24-30-0
TOTAL OFFENSE PLAYS-YARDS	67-230	73-380
Fumble Returns-Yards	0-0	0-0
Punt Returns-Yards	1-4	3-16
Kickoff Returns-Yards	4-66	3-41
Punts (Number-Avg)	7-32.1	5-42.8
Fumbles - Lost	0-0	1-0
Penalties - Yds.	5-45	11-121
Possession Time	26:27	33:33
3rd Down Conversions	3 of 15	5 of 17
4th Down Conversions	2 of 3	6 of 6
Red-Zone Scores - Chances	3-3	1-3
Sacks By: Number - Yards	2-14	5-20

**INDIVIDUAL STATISTICS**

**RUSHING:** TXST - Berry 15-87, Pare 5-18, Hatcher 5-(-18). USA - Lee 14-57, Webb 16-45, McReynolds 2-5, Wells 2-5, Bradley 4-(-6).

**PASSING:** TXST - Hatcher 24-42-1-143. USA - Bradley 20-34-0-274.

**RECEIVING:** TXST - Pare 6-30, Groves 3-28, Moorer 3-18, Jeter 3-11. USA - Voisin 6-118, Lacy 3-58, Wayne 3-27, Thomas-Jones 3-22.

**TACKLES (UA-A-TOT):** TXST - Tupoi 7-7-14, Spears 4-5-9, Williams 3-3-6, Revels 2-4-6. USA - Kiser 10-0-10, Miller 7-0-7, Voisin 5-1-6.



**GAME 11**  
November 19, 2022  
Attendance: 24,032

<b>SOUTH ALABAMA</b>	<b>27</b>
<b>SOUTHERN MISS</b>	<b>20</b>

**BOX SCORE****SCORING SUMMARY**

SOUTH ALABAMA	3	10	0	14	-	27
SOUTHERN MISS	7	3	7	3	-	20

1st	12:16	USA	Guajardo 27-yd field goal
1st	3:56	USM	Gore 7-yd run (Bourgeois kick)
2nd	5:34	USM	Bourgeois 22-yd field goal
2nd	3:51	USA	Wayne 5-yd pass from Bradley (Guajardo kick)
2nd	0:00	USA	Guajardo 49-yd field goal
3rd	1:09	USM	Brownlee 29-yd pass from Gore (Bourgeois kick)
4th	11:31	USA	Voisin 26-yd pass from Bradley (Guajardo kick)
4th	1:53	USA	Lacy 33-yd pass from Bradley (Guajardo kick)
4th	0:13	USM	Bourgeois 40-yd field goal

**STATISTICS**

TEAM STATS	USA	USM
FIRST DOWNS	16	21
RUSHES-YARDS (NET)	35-154	33-102
PASSING YDS (NET)	176	125
Passes Comp.-Att.-Int.	17-26-2	19-34-1
TOTAL OFFENSE PLAYS-YARDS	61-411	67-298
Fumble Returns-Yards	0-0	0-0
Punt Returns-Yards	1-16	0-0
Kickoff Returns-Yards	3-90	0-0
Punts (Number-Avg)	2-47.0	5-43.8
Fumbles - Lost	1-1	1-0
Penalties - Yds.	5-51	4-36
Possession Time	28:46	31:14
3rd Down Conversions	5 of 14	6 of 15
4th Down Conversions	2 of 4	2 of 3
Red-Zone Scores - Chances	2-3	3-3
Sacks By: Number - Yards	2-11	2-14

**INDIVIDUAL STATISTICS**

**RUSHING:** USA - McReynolds 15-100, Lee 5-25, Trotter 1-15, Wells 5-14, Justice 1-4, Bradley 6-(-5). USM - Gore 20-66, Pittman 2-16, Lowe 6-15.

**PASSING:** USA - Bradley 15-22-2-238, Trotter 2-4-0-19. USM - Lowe 18-33-1-167, Gore 1-1-0-29.

**RECEIVING:** USA - Voisin 6- 97, Wayne 4-33, McReynolds 3-66, Wells 2-19. USM - Brownlee 7-109, Jones 3-26, Caston 2-23, Gore 2-18, Pittman 2-3.

**TACKLES (UA-A-TOT):** USA - Voisin 6-11-17, Kiser 5-3-8, Sheriff 1-5-6. USM - Shorts 4-7-11, Gill 3-4-7, Latham 1-6-7.



## NATIONAL RANKINGS

### AP TOP 25 (Nov. 20, 2022)

Team	Record	Prev
1 Georgia (62)	1,574	1
2 Ohio State (1)	1507	2
3 Michigan	1446	3
4 TCU	1395	4
5 Southern California	1293	7
6 LSU	1241	6
7 Clemson	1,152	9
8 Alabama	1131	8
9 Tennessee	1058	5
10 Oregon	1009	12
11 Penn State	994	11
12 Washington	879	15
13 Notre Dame	710	18
14 Utah	709	10
15 Kansas State	697	19
16 Florida State	579	20
17 UCLA	562	16
18 North Carolina	464	13
19 Tulane	441	21
20 Ole Miss	395	14
21 Cincinnati	353	22
22 Oregon State	271	25
23 Coastal Carolina	186	23
24 Texas	128	NR
25 UCF	87	17

RECEIVING VOTES: UTSA 85, South Carolina 44, Troy 34, Boise State 16, Illinois 12, Iowa 5, Louisville 5, **South Alabama 3**, Mississippi State 3, Oklahoma State 2, Arkansas 2, Purdue 2, Fresno State 1.


### USA Today Coaches Poll (Nov. 20, 2022)

Team	Record	Pts
1 Georgia	11-0	1546
2 Ohio State	11-0	1484
3 Michigan	11-0	1420
4 Texas Christian	11-0	1372
5 Southern California	10-1	1277
6 Louisiana State	9-2	1229
7 Alabama	9-2	1147
8 Clemson	10-1	1142
9 Oregon	9-2	1004
10 Penn State	9-2	990
11 Tennessee	9-2	950
12 Washington	9-2	855
13 Kansas State	8-3	761
14 Utah	8-3	703
15 Notre Dame	8-3	657
16 Florida State	8-3	562
17 North Carolina	9-2	496
18 UCLA	8-3	483
19 Mississippi	8-3	429
20 Tulane	9-2	386
21 Cincinnati	9-2	376
22 Oregon State	8-3	257
23 Coastal Carolina	9-1	222
24 Texas	7-4	112
25 Texas-San Antonio	9-2	70

RECEIVING VOTES: Central Florida 41; Troy 39; South Carolina 38; Pittsburgh 17; Wake Forest 16; Iowa 15; Louisville 9; Boise State 9; **South Alabama 8**; Illinois 8; Air Force 6; Purdue 5; Washington State 3; Liberty 3; Georgia Tech 2; Mississippi State 1.

### College Football Playoff (Nov. 15, 2022)

Team	Record
1 Georgia	10-0
2 Ohio State	10-0
3 Michigan	10-0
4 TCU	10-0
5 Tennessee	9-1
6 LSU	8-2
7 Southern California	9-1
8 Alabama	8-2
9 Clemson	9-1
10 Utah	8-2
11 Penn State	8-2
12 Oregon	8-2
13 North Carolina	9-1
14 Ole Miss	8-2
15 Kansas State	7-3
16 UCLA	8-2
17 Washington	8-2
18 Notre Dame	7-3
19 Florida State	7-3
20 UCF	8-2
21 Tulane	8-2
22 Oklahoma State	7-3
23 Oregon State	7-3
24 NC State	7-3
25 Cincinnati	8-2



## MEDIA POLICIES



## ATHLETIC STRATEGIC COMMUNICATIONS

**Travis Jarome**, Associate Athletic Director / Primary Contact

Office	251.414.8032
Cell	334.294.1475
Email	tjarome@southalabama.edu
Twitter	@Travis_Jarome

**Kevin Beasley**, Associate Director / Secondary Contact

Office	251.414.8033
Cell	215.377.8164
Email	kbeasley@southalabama.edu

**Charlie Nichols**, Assistant Director

Office	251.414.8017
Cell	251.374.6660
Email	charlesnichols@southalabama.edu

## THE WEEK AHEAD

Monday	Tuesday	Wednesday	Thursday	Friday	Saturday	Sunday
Radio Show 11 am - 11:45 am	Practice 8:50 am - 10:50 am	Practice 8:50 am - 10:50 am	Practice 9:10 am - 10:50 am	Walk Thru Closed	vs. Old Dominion	OFF DAY
SBC Zoom 12:01 - 12:08 pm	POST PRACTICE	POST PRACTICE	POST PRACTICE	NO INTERVIEWS	11:00 am	NO INTERVIEWS
Weekly Presser 12:30 pm					POST GAME PLAYERS/COACHES	
<b>21</b>	<b>22</b>	<b>23</b>	<b>24</b>	<b>25</b>	<b>26</b>	<b>27</b>

### POSTGAME INTERVIEWS

Head coach Kane Wommack and selected student-athletes will be available to the media following all home games, and selected road games upon request. Any requests for additional coaches or student-athletes not selected may be made to **Travis Jarome** ([tjarome@southalabama.edu](mailto:tjarome@southalabama.edu)) any point during or immediately after the game.

### GAME NOTES

Game notes for all games are available on the football page on the official athletics website at [USAJaguars.com](http://USAJaguars.com).

### CREDENTIALS

Credentials for covering South Alabama's 2022 football season, can be obtained by following the credential requests guidelines on [USAJaguars.com](http://USAJaguars.com). If you have any questions, you can email Associate Athletic Director of Strategic Communications, **Travis Jarome** at [tjarome@southalabama.edu](mailto:tjarome@southalabama.edu).

### DISTRIBUTION LIST

To be added to the University of South Alabama Athletics media distribution list, email your media outlet and email addresses to Associate Athletic Director of Strategic Communications, **Travis Jarome** at [tjarome@southalabama.edu](mailto:tjarome@southalabama.edu). All outlets on the distribution list will receive PDFs of the box score and play by play, as well as notes and quotes following each game.

