



# 2019 UTSA ROADRUNNERS FOOTBALL GAME NOTES

UTSA ATHLETICS COMMUNICATIONS • ONE UTSA CIRCLE • SAN ANTONIO, TEXAS 78249

Kyle Stephens • [kyle.stephens@utsa.edu](mailto:kyle.stephens@utsa.edu) • (210) 887-3636

Brent Ingram • [brent.ingram@utsa.edu](mailto:brent.ingram@utsa.edu) • (210) 845-8651

## « WE ARE UTSA »

When referencing the University of Texas at San Antonio Athletics, PLEASE USE THE ACRONYM UTSA AND THE NICKNAME ROADRUNNERS. Please refrain from using UT-San Antonio, Texas-San Antonio, UT-SA, 'Runners or any other variation.

## « SCHEDULE & RESULTS »

Overall 3-5 • Home 2-2 • Road 1-3 • C-USA 2-2

Date	Opponent	Time/Result
8.31	UIW (ESPN3)	W, 35-7
9.7	at Baylor (Fox Sports Networks)	L, 14-63
9.14	Army West Point (NFL Network)	L, 13-31
9.21	at North Texas ^ (Stadium/Facebook)	L, 3-45
10.5	at UTEP ^ (ESPN+)	W, 26-16
10.12	UAB ^ (ESPN+)	L, 14-33
10.19	Rice ^ (ESPN3)	W, 31-27
11.2	at Texas A&M ^ (SEC Network)	L, 14-45
11.9	at Old Dominion ^ (ESPN3)	1 p.m.
11.16	Southern Miss ^ (ESPN+)	5 p.m.
11.23	Florida Atlantic ^ (ESPN+)	5 p.m.
11.30	at Louisiana Tech ^ (ESPN+)	2:30 p.m.

all times Central • ^ Conference USA game • (TV) denotes television network

## « CONFERENCE USA STANDINGS »

(AS OF NOV. 3)

West Division	C-USA	Overall
Louisiana Tech	4-0	7-1
UAB	3-1	6-2
Southern Miss	3-1	5-3
North Texas	3-2	4-5
<b>UTSA</b>	<b>2-2</b>	<b>3-5</b>
UTEP	0-5	1-7
Rice	0-5	0-9

East Division	C-USA	Overall
Marshall	4-1	6-3
Florida Atlantic	4-1	6-3
WKU	4-2	5-4
FIU	2-3	5-4
Charlotte	2-3	4-5
Middle Tennessee	2-3	3-6
Old Dominion	0-5	1-8

## « WEEK 10 C-USA SCHEDULE »

On page 5



GAME #9  
C-USA GAME



UTSA ROADRUNNERS (3-5, 2-2 C-USA)

@

OLD DOMINION MONARCHS (1-8, 0-5 C-USA)

Nov. 9 | 1 p.m. CT

Ballard Stadium (22,480) | Norfolk, Va.

Television \_\_\_\_\_ ESPN3

*Ted Alexander (play-by-play), Andy Mashaw (analyst), Doug Ripley (sideline)*

Radio \_\_\_\_\_ Roadrunners Sports Network, Sirius XM Internet 978

Pregame show starts at 11 a.m., followed by the game on the Ticket 760 AM

*Andy Everett (play-by-play), Jay Riley (analyst), Jim Goodman (reporter)*

Live Audio \_\_\_\_\_ goUTSA.com, iHeartRadio app

Live Stats \_\_\_\_\_ goUTSA.com

Series History: \_\_\_\_\_ ODU leads, 2-0

Last Meeting: \_\_\_\_\_ ODU 33, UTSA 19 (Sept. 24, 2016 • Norfolk, Va.)

## « OPENING DRIVE »

- + This will be the third meeting between UTSA and Old Dominion.
- + The Monarchs have won both previous matchups in the series.
- + ODU posted a 33-19 victory in the last meeting on Sept. 24, 2016, in Norfolk
- + Saturday will mark the first time UTSA will play a game outside the state of Texas this season.
- + The game will air on ESPN3, marking the 81st straight UTSA contest to be broadcast.



**« UTSA FOOTBALL QUICK FACTS »**

**General Information**

Name \_\_\_\_\_ The University of Texas at San Antonio  
 Nickname \_\_\_\_\_ Roadrunners  
 Colors \_\_\_\_\_ Navy Blue (289), Orange (PMS 1665) and White  
 Founded \_\_\_\_\_ 1969  
 Enrollment \_\_\_\_\_ 32,792  
 President \_\_\_\_\_ Dr. Taylor Eighmy (Tufts, 1980)  
 Athletics Director \_\_\_\_\_ Dr. Lisa Campos (Colorado State)  
 Athletics Department Phone \_\_\_\_\_ (210) 458-4161  
 Ticket Office Phone \_\_\_\_\_ (210) 458-8872  
 Affiliation \_\_\_\_\_ NCAA Division I Football Bowl Subdivision  
 Conference \_\_\_\_\_ Conference USA (West Division)  
 Stadium (Capacity) \_\_\_\_\_ Alamodome (36,582)  
 Playing Surface \_\_\_\_\_ Field Turf  
 Press Box Phone \_\_\_\_\_ (210) 704-6200

**Coaching Staff**

Head Coach \_\_\_\_\_ Frank Wilson (Nicholls State, 1997)  
 Career Record (Years) \_\_\_\_\_ 18-26 (fourth season at UTSA)  
 Assistant Coaches \_\_\_\_\_ Jeff Kastl (Offensive Coordinator/  
 Quarterbacks), Jason Rollins (Defensive Coordinator/  
 Safeties), Gary Hyman (Special Teams Coordinator), Tony  
 Ball (Passing Game Coordinator/Receivers), Will Thomas  
 (Linebackers), Darrell Funk (Offensive Line), Rishaw Johnson  
 (Running Backs), Rod Wright (Defensive Line), Giovanni  
 Vizza (Tight Ends), Deron Wilson (Cornerbacks)  
 Defensive Analyst \_\_\_\_\_ Greg Campbell Jr.  
 Quality Control (Offense) \_\_\_\_\_ Sean Davis  
 Quality Control (Defense/Special Teams) \_\_\_\_\_ Darren Drago  
 Graduate Assistants \_\_\_\_\_  
 Manny Ramirez (offense), Hunter Rittimann (offense), Damon  
 Williams (defense)  
 Head Strength & Conditioning Coach \_\_\_\_\_ Ryan Filo  
 Director of Operations \_\_\_\_\_ Amanda Gilpin  
 Director of Player Personnel \_\_\_\_\_ David Rosen  
 Video Producer \_\_\_\_\_ Alex Nicasio  
 Senior Administrative Assistant \_\_\_\_\_ James Gellido  
 Administrative Associate \_\_\_\_\_ Jon Proto  
 Head of Athletics Equipment Operations \_\_\_\_\_ Clinton Thomas  
 Football Office Phone \_\_\_\_\_ (210) 458-5011

**Team Information**

2018 Record \_\_\_\_\_ 3-9 (.250)  
 2018 Conference Record (Finish) \_\_\_\_\_ 2-6 (5th/C-USA West)  
 Letterwinners Returning/Lost \_\_\_\_\_ 44/24  
 Starters Returning (O/D/ST) \_\_\_\_\_ 16 (9/6/1)  
 Starters Lost (O/D/ST) \_\_\_\_\_ 11 (3/6/2)  
 Offensive Formation \_\_\_\_\_ Pro-Style/Multiple  
 Defensive Formation \_\_\_\_\_ 4-2-5

**Program History**

First Year \_\_\_\_\_ 2011  
 All-Time Record \_\_\_\_\_ 44-58/.431  
 All-Time Conference Record \_\_\_\_\_ 27-31  
 \_\_\_\_\_ (24-28 C-USA 2013 - present / 3-3 WAC 2012)

**Athletics Communications**

Associate AD \_\_\_\_\_ Kyle Stephens  
 Email \_\_\_\_\_ kyle.stephens@utsa.edu  
 Cell Phone \_\_\_\_\_ (210) 887-3636  
 Office Phone \_\_\_\_\_ (210) 458-4551  
 Associate Director \_\_\_\_\_ Brent Ingram  
 Email \_\_\_\_\_ brent.ingram@utsa.edu  
 Cell Phone \_\_\_\_\_ (210) 845-8651  
 Assistant Directors \_\_\_\_\_ Michael High, Whitney Truax  
 Mailing Address \_\_\_\_\_ One UTSA Circle, San Antonio, TX 78249  
 Fax \_\_\_\_\_ (210) 458-4569  
 Website \_\_\_\_\_ goUTSA.com

**SETTING THE SCENE**

UTSA will return to Conference USA play this Saturday, Nov. 9, when it travels to Norfolk, Va., to face Old Dominion. Kickoff is scheduled for 1 p.m. CT and the third all-time meeting between the Roadrunners (3-5, 2-2) and Monarchs (1-8, 0-5) will be broadcast on ESPN3. UTSA is leaving the state of Texas this weekend for the first time this season, as the Roadrunners' first eight games all were played in the Lone Star State.

**TUNING IN**

The game will air on ESPN3, which can be viewed on the ESPN app or online at watchespn.com (cable/satellite provider credentials are required). The ESPN3 broadcast will utilize Old Dominion's radio announcers: Ted Alexander (play-by-play), Andy Mashaw (analyst) and Doug Ripley (reporter). The contest will air live on the Roadrunners Sports Network and can be heard in the San Antonio area on Ticket 760 AM. Andy Everett (play-by-play), Jay Riley (analyst) and Jim Goodman (sideline reporter) will call all the action. The pregame show will begin at 11 a.m. CT and there will be a 45-minute postgame show. The broadcast also can be heard live online at goUTSA.com and ticket760.com and via the free iHeartRadio app, as well as on Sirius XM Internet channel 978.

**SIMILAR STARTUPS**

Saturday's conference tilt in Norfolk will feature a matchup of two NCAA modern startup programs. After a practice season in 2010, UTSA began playing football as an FCS Independent in 2011. The Roadrunners made the move to the Western Athletic Conference for the 2012 season and then joined Conference USA in 2013. UTSA owns a 44-58 overall record now in its ninth season. Meanwhile, Old Dominion brought back the sport in 2009 as an FCS Independent before joining the FCS Colonial Athletic Association in 2011 for two seasons. The Monarchs transitioned to FBS beginning in 2013 and became a member of C-USA in 2014, and they are 77-53 in 11 seasons since returning to the gridiron. ODU previously was known as Norfolk Division of William and Mary, which fielded its first football team in 1930 and competed until the team was disbanded in 1941.

**SCOUTING OLD DOMINION**

The Monarchs fell to 1-8 overall and 0-5 in Conference USA with a 24-17 setback at FIU on Saturday night. Old Dominion opened the season with a 24-21 home triumph over Norfolk State but has lost eight straight, including a 38-14 defeat at the hands of UAB, the only common opponent with UTSA to date this fall. The Monarchs are scoring 14.8 points and averaging 237.2 yards of offense per game while yielding 28.7 points and 359.1 yards per contest. Junior quarterback Stone Smartt has played in all nine games with 833 yards and a touchdown through the air to go along with 143 yards and five scores on the ground. Freshman quarterback Hayden Wolff saw most of the action under center in the last outing and completed 19 of 35 passes for 169 yards. Senior running back Kesean Strong paces the ground game with 261 yards and three TDs and he also is the top receiver with 22 catches for 165 yards. Junior linebacker Lawrence Garner leads the defense with 83 tackles (52 solo), 4.5 tackles for loss, one sack and three quarterback hurries. Sophomore cornerback Kaleb Dement-Ford has picked off a team-best two passes and registered 11 pass breakups. Head coach Bobby Wilder is 77-53 in his 11th season at the helm.

**SERIES HISTORY**

UTSA and Old Dominion have met twice previously, with the Monarchs winning both contests. ODU scored a 36-31 victory in the inaugural meeting on Nov. 7, 2015, at the Alamodome and posted a 33-19 win over the Roadrunners in the last matchup on Sept. 24, 2016, in Norfolk.

**UTSA/Old Dominion Series History**

Date	Location	Result
11/7/15	San Antonio	L, 31-36
9/24/16	Norfolk	L, 19-33

## LAST MEETING

Old Dominion scored touchdowns on four consecutive possessions, one right before halftime and three more in the second half, en route to a 33-19 victory against UTSA on Sept. 24, 2016, at Ballard Stadium. The Monarchs were trailing 7-6 late in the first half before a 2-yard touchdown run by quarterback David Washington with 26 seconds left until halftime put them back on top, 13-7. ODU then reached pay dirt on its first three drives of the second half in building a lead that would stand. For UTSA, Jarveon Williams rushed for a season-high 93 yards and a score on 21 carries. Josh Stewart hauled in four catches for 80 yards, while Brady Jones added three receptions for 51 yards and he also threw an 8-yard touchdown to quarterback Jared Johnson late in the third quarter that pulled the Roadrunners to within 25-19. Defensively, Josiah Tavaeafa posted a career-high 15 tackles, one shy of the school record.

## FIRST TRIP OUTSIDE STATE BORDERS

The 2019 schedule has kept the Roadrunners close to home, as the first eight games on the slate all were played in the state of Texas, a stretch that ended with last Saturday's contest at Texas A&M. The Roadrunners will venture outside of the Lone Star State for this first time this Saturday when they face Old Dominion in Norfolk, Va., and the only other regular season contest outside the state borders will be against Louisiana Tech on Nov. 30 in Ruston.

## LAST TIME OUT

Texas A&M used a balanced offense and a stingy second-half defense to top UTSA, 45-14, on Nov. 2 before 100,635 fans at Kyle Field. The Aggies rushed for 267 yards, including an opponent-record 217 by Isaiah Spiller, and passed for 211 in winning for the second time in as many meetings with the Roadrunners. Texas A&M held UTSA to 231 yards of offense, surrendering just 75 after halftime. Lowell Narcisse led the UTSA offense by rushing for 54 yards and a touchdown and passing for 90 yards. Zakhari Franklin hauled in four passes for a team-high 46 yards, while Sincere McCormick had two grabs for 43 yards to go along with 43 yards on the ground. Defensively, Cassius Grady tallied a career-high nine tackles (seven solo), including a sack in the first quarter. The Roadrunners struck first, driving 67 yards on six plays on their second possession. Narcisse's 2-yard touchdown scamper around left end was set up by a 44-yard reception by McCormick to the Texas A&M 2-yard line. The Aggies quickly answered on a 60-yard TD dash by Spiller on their first play from scrimmage of the ensuing drive and then grabbed the lead late in the first quarter after a 19-yard touchdown run by Cordarrion Richardson. Texas A&M went up by a 21-7 count just before halftime when Kellen Mond found Jalyn Wydermyer open in the end one on a 7-yard pass with 22 seconds on the clock. Dadrian Taylor's 58-yard interception return for a touchdown with a little less than five minutes left to play helped provide the final margin.

## SOPHOMORE SIGNAL CALLER STEPS UP

Sophomore quarterback Lowell Narcisse has stepped up in his role as UTSA's starter after an injury to Frank Harris on the second snap of the North Texas game on Sept. 21. The 6-3, 230-pound lefthander has passed for 575 yards and three touchdowns and rushed for 412 yards and four TDs this fall. He saw limited action in the first three games but did score his first touchdown in a UTSA uniform on a 2-yard keeper against Army. A native of St. James, La., Narcisse entered the North Texas contest off the bench and carried the ball 15 times for 98 yards and completed 16 passes for 124 yards. In his first start as a Roadrunner, he rushed for 115 yards and a TD on 19 attempts to become the second QB this season and third in UTSA history to top the century mark on the ground. He also provided a highlight-reel play in the third quarter of that contest when he scrambled to his left and tiptoed near the sideline before tossing an off-balance throw to Blaze Moorhead for an 18-yard scoring connection. He added a game-high 86 rushing yards and his third TD of the season in the UAB contest and followed that with his best passing performance of the season by completing 19 of 29 for 212 yards and a pair of TDs in the 31-27 victory over Rice on Oct. 19. He added 32 rushing yards against the Owls and 54 versus Texas A&M and with at least four games left on the fall slate, he is only 133 yards shy of UTSA's single-season record for rushing yards by a quarterback of 545 set by Dalton Sturm in 2017. Narcisse, who redshirted in 2017 at LSU before transferring to Mississippi Gulf Coast Community College for the 2018 season, was a four-star recruit and rated as the fifth-best dual-threat QB in the nation as a prep senior in 2016.

## « ROADRUNNERS SPORTS NETWORK »

The Roadrunners Sports Network brings fans closer to the action through live radio and audio broadcasts.

All UTSA football games will be carried live in the San Antonio area on Ticket 760 AM or "The Bull" 92.5 FM and 93.3 FM, online at goUTSA.com, Ticket760.com or thebullcountry.iheart.com and everywhere fans want to listen via the free all-in-one iHeartRadio app.

Andy Everett, the play-by-play voice of the Roadrunners, will be joined for football broadcasts by analyst Jay Riley along with sideline reporter Pat Evans. There will be two-hour pregame and 45-minute postgame shows for each broadcast.

Everett also will host "The Frank Wilson Radio Show", from 7-8 p.m. each Wednesday (subject to change) at The SandBox. The show can be heard on Ticket 760 AM or "The Bull" 92.5 FM and 93.3 FM, online at goUTSA.com, Ticket760.com or thebullcountry.iheart.com and everywhere fans want to listen via the free iHeartRadio app.



## « UTSA FOOTBALL INSIDER »

"UTSA Football Insider" is a 30-minute television show that airs weekly during the season on AT&T SportsNet Southwest and KMYS-CW 35 San Antonio. It also is available on-demand at goUTSA.com.

Hosted by Mike Lefko and Valerie Lopez, the show gives fans an all-access look at the Roadrunners through game highlights and previews, feature stories on players and activities around the UTSA campus supporting the team.



« **UNI WATCH** »

<b>Blue Helmet (32-39)</b>	<b>2019 Record</b>	<b>All-Time Record</b>
Blue Jersey/Blue Pant	0-1	9-5
Blue Jersey/White Pant	0-0	7-7
Blue Jersey/Orange Pant	1-0	1-0
White Jersey/Blue Pant	0-1	3-8
White Jersey/Orange Pant	0-0	2-4
White Jersey/White Pant	1-0	5-10
Orange Jersey/Blue Pant	0-0	2-2
Orange Jersey/Orange Pant	0-0	2-3
Orange Jersey/White Pant	0-0	1-0

<b>White Helmet (11-18)</b>	<b>2019 Record</b>	<b>All-Time Record</b>
Blue Jersey/White Pant	0-1	3-4
Blue Jersey/Blue Pant	0-0	1-0
Orange Jersey/Orange Pant	0-0	1-1
Orange Jersey/White Pant	1-0	1-3
White Jersey/White Pant	0-1	4-5
White Jersey/Blue Pant	0-0	1-2
White Jersey/Orange Pant	0-1	0-3
Lead Gray Jersey/White Pant	0-0	0-1

<b>Black Helmet (1-0)</b>	<b>2019 Record</b>	<b>All-Time Record</b>
Black Jersey/Black Pant	0-0	1-0



**UTSA TO WEAR CFP150 LOGO**

The Roadrunners are wearing the CFP150 logo in celebration of college football's 150th anniversary season. The 2019 campaign marks the 150th season on college football, which began with a Princeton vs. Rutgers matchup on Nov. 6, 1869. Each FBS and FCS program will wear the jersey patch in 2019.



**50TH ANNIVERSARY PATCH**

UTSA is celebrating 50 years in 2019 and the football team is recognizing the milestone by wearing patches with the official logo of the University's 50th anniversary on its helmets.

**MILESTONES TO WATCH**

- Junior DE **Lorenzo Dantzler** (6.0), junior DE **DeQuarius Henry** (7.5) and senior DE **Eric Banks** (6.5) are moving up the career sacks record book. Robert Singletary (2012-14) has 8.5 to rank fifth in program history.
- Banks has 19.5 career tackles for a loss, ranking fifth in program history.
- Banks has five career forced fumbles, ranking fifth in UTSA history and just one shy of Singletary and Marcus Davenport (2014-17) for third.
- Senior CBs **Cassius Grady** and **Clayton Johnson** each have four career interceptions, tied for fifth in UTSA history. They need two INTs to equal Michael Egwuagu (2012-16) and Bennett Okotcha (2012-15) for third.
- Senior LB **Andrew Martel** has recovered four fumbles in his career, tied for second in UTSA history and shy of Triston Wade's record of six from 2011-14.
- Sophomore WR **Tykee Ogle-Kellogg** has four career TDs and needs two to tie Cole Hubble (2011-14) and Kenny Bias (2011-15) for fourth in career history.

**TRACKING UTSA'S OPPONENTS**

<b>Opponent</b>	<b>Opp. vs. UTSA</b>	<b>Opp. Record</b>	<b>Last Week</b>	<b>Next Game</b>
vs. UIW	L, 7-35	5-4	L, 23-27 vs. Nicholls	at Stephen F. Austin - Nov. 9
at Baylor	W, 63-13	8-0	W, 17-14 vs. West Virginia	at TCU - Nov. 9
vs. Army West Point	W, 31-13	3-6	L, 13-17 at Air Force	vs. UMass - Nov. 9
at North Texas	W, 45-3	3-5	L, 26-52 vs. UNT	at LA Tech - Nov. 9
at UTEP	L, 16-26	1-6	W, 52-36 vs. UTEP	vs. Charlotte - Nov. 9
vs. UAB	W, 33-14	6-1	L, 7-30 at Tennessee	at Southern Miss - Nov. 9
Rice	L, 27-31	0-8	L, 7-20 vs. Marshall	at Middle Tennessee - Nov. 16
at Texas A&M	W, 45-14	6-3	W, 45-15 vs. UTSA	vs. South Carolina - Nov. 16
at Old Dominion	Nov. 9	1-8	L, 17-24 vs. FIU	vs. UTSA - Nov. 9
Southern Miss	Nov. 16	5-3	idle	vs. UAB - Nov. 9
Florida Atlantic	Nov. 23	5-3	W, 35-24 at WKU	vs. FIU - Nov. 9
at Louisiana Tech	Nov. 30	7-1	idle	vs. UNT - Nov. 9

## GROUND ATTACK

UTSA has used a potent ground attack to power its offense this season. The Roadrunners have piled up 1,354 yards through the first eight games, an average of 169.2 per contest, which ranks sixth in Conference USA. They are rushing for 190.5 yards per game in league play, good for third in the circuit. UTSA has recorded two of the top eight team rushing yardage totals in program history this season, as the Roadrunners gained 320 (No. 3) in the 26-16 win over UTEP on Oct. 5 and tallied 284 (No. 8) in the 35-7 triumph over UIW on Aug. 31. UTSA has registered three individual 100-yard rushing performances this fall, two by quarterbacks, and is one of 21 FBS teams to boast at least three 100-yard rushers in 2019. In the season opener versus UIW, sophomore signal caller Frank Harris set a program record for rushing yards by a QB with 123 on 15 carries. A pair of Roadrunners topped the century mark in the C-USA victory at UTEP, as freshman tailback Sincere McCormick gashed the Miners for a school-record 189 yards on 22 totes and sophomore quarterback Lowell Narcisse carried 19 times for 115 yards. McCormick leads the team with 610 rushing yards and six touchdowns, while Narcisse has tallied 412 yards and four scores on the ground.

### UTSA's Top Rushing Yardage Games

Yards	Opponent	Date
357	Texas State	9/23/17
339	Southern Miss	10/8/16
<b>320</b>	<b>UTEP</b>	<b>10/5/19</b>
314	Rice	10/21/17
299	Texas State	11/24/12
289	Minot State	11/19/11
286	Tulsa	11/2/13
<b>284</b>	<b>UIW</b>	<b>8/31/19</b>
279	Colorado State	9/26/15
278	UTEP	10/22/16

## SINCERE SUCCESS

UTSA tailback Sincere McCormick has enjoyed a record-breaking start to his collegiate career and he recently was named to the Football Writers Association of America Freshman All-America Midseason Watch List for his performance this fall. Through eight games, the 5-9, 200-pounder has rushed 109 times for 610 yards and six touchdowns — all team highs — and is averaging 5.6 yards per carry, which ranks fifth in C-USA. He is posting 76.2 rushing yards per contest, good for seventh overall in the league and first among freshmen. In fact, the Converse Judson High School product stands third among all FBS freshmen in rushing yards per game and fourth in rushing yards (second among freshmen who have played eight-or-fewer games). On Oct. 5, he gashed UTEP for 189 yards on 22 carries to eclipse by three yards the school record for single-game rushing yardage previously held by Jarveon Williams, also a former Judson Rocket. As the first true freshman to start at tailback in a season opener since the inaugural game in 2011, McCormick gained 74 yards on 12 totes with a long of 47 in the 35-7 victory over UIW. He followed that performance with 87 yards and two scores on 12 rushes, including a season-long 54-yard TD scamper, against Baylor. McCormick, who rushed for 3,407 yards and 43 touchdowns during his prep career, posted 53 total yards and scored his third rushing TD of the season versus Army. He added 62 rushing yards on 16 carries against North Texas before his record-setting night in El Paso that featured a 51-yard TD dash in the fourth quarter. He nearly notched his second 100-yard game of the season with 94 yards and a TD on 14 carries in the 31-27 victory over Rice and he added 43 rushing yards to go along with a 44-yard reception against Texas A&M in his last outing. McCormick, who leads the Roadrunners with 759 all-purpose yards, is chasing Williams' single-season rushing yardage standard of 1,042 set in 2015.

### Sincere McCormick's Game-by-Game Rushing

Date	Opponent	No.	Yards	TD	Long
8/31	UIW	12	74	0	47
9/7	Baylor	12	87	2	54
9/14	Army	5	27	1	11
9/21	North Texas	16	62	0	20
10/5	UTEP	22	189	1	51
10/12	UAB	16	34	1	12
10/19	Rice	14	94	1	32
11/2	Texas A&M	12	43	0	18
	<b>Totals</b>	<b>109</b>	<b>610</b>	<b>6</b>	<b>54</b>

## SURE-HANDED STRICKLAND

UTSA junior tight end Carlos Strickland II has emerged as the top target for the passing game this fall. A transfer from Kansas State who began his collegiate career at California, he leads the Roadrunners with 22 receptions and 232 receiving yards through eight games. A former four-star recruit out of Dallas Skyline High School, he posted his best game of the season in the 31-27 triumph over Rice, hauling in six passes for 86 yards on Oct. 19. Strickland, registered four catches for 26 yards and a touchdown in the season-opening

## WEEK 10 IN C-USA

### Nov. 9

WKU at Arkansas  
11 a.m. - SEC Network

UTSA at Old Dominion  
1 p.m. - ESPN3

Charlotte at UTEP  
2 p.m. - ESPN+

UAB at Southern Mis  
2:30 p.m. - NFL Network

North Texas at Louisiana Tech  
3 p.m. - Stadium on Facebook

FIU at Florida Atlantic  
5 p.m. - Stadium

all times CT

## STAT LEADERS

### PASSING

PLAYER	COMP - ATT - INT - YDS - TD
Lowell Narcisse	58 - 119 - 3 - 575 - 3
Frank Harris	66 - 91 - 2 - 486 - 3

### RUSHING

PLAYER	ATT - YDS - TD
Sincere McCormick	109 - 610 - 6
Lowell Narcisse	81 - 412 - 4
Brenden Brady	33 - 125 - 1
Frank Harris	28 - 126 - 0
Deven Boston	14 - 60 - 1
B.J. Daniels	11 - 60 - 0

### RECEIVING

PLAYER	REC - YDS - TD
Carlos Strickland II	22 - 232 - 1
Sheldon Jones	16 - 92 - 0
Sincere McCormick	15 - 149 - 0
Zakhari Franklin	13 - 102 - 2
Blaze Moorhead	13 - 84 - 1
Tariq Woolen	9 - 105 - 0
Brenden Brady	9 - 71 - 0
Gavin Sharp	9 - 70 - 1
Tykee Ogle-Kellog	6 - 57 - 1

### TACKLES

PLAYER	TACKLES - TFL - SACK
Andrew Martel	54 - 3.5 - 1.0
Carl Austin III	47 - 3.0 - 0.0
SaVion Harris	27 - 0.0 - 0.0
Rashad Wisdom	27 - 4.5 - 2.0
Jaylon Haynes	26 - 6.0 - 1.0
Cassius Grady	26 - 2.0 - 1.0
Trevor Harmanson	24 - 5.0 - 0.0
Jarrod Carter-McLin	25 - 6.0 - 2.0
DeQuarius Henry	21 - 6.5 - 3.5
Lorenzo Dantzler	14 - 4.5 - 2.5

## 100-YARD RUSHERS

Player	2019	Career
Frank Harris	1	1
Lowell Narcisse	1	1
Sincere McCormick	1	1

## 100-YARD RECEIVERS

Player	2019	Career
--------	------	--------

## INTERCEPTIONS

Player	2019	Career
SaVion Harris	1	1
Jarrold Carter-McLin	1	1
Rashad Wisdom	1	1
Dadrian Taylor	1	1
Cassius Grady		4
Clayton Johnson		4
Teddrick McGhee		2
Andrew Martel		1

## TRACKING SACK LEADERS

Player	2019	Career
DeQuarius Henry	3.5	7.5
Lorenzo Dantzler	2.5	6.0
Eric Banks	2.0	6.5
Rashad Wisdom	2.0	2.0
Jarrold Carter-McLin	2.0	3.0
Jaylon Haynes	1.0	2.0
Soloman Wise	1.0	1.0
Cassius Grady	1.0	1.0
Andrew Martel	1.0	4.0
King Newton		2.0
Baylen Baker		1.5
Carl Austin III		1.0

## DOUBLE-FIGURE TACKLERS

Player	2019	Career
Andrew Martel	2	3
Jarrold Carter-McLin	1	1

## STAT SUPERLATIVES

**Most Games Played (min. 30):** Eric Banks (44), Carl Austin (43), Jarrold Carter-McLin (43), Andrew Martel (43), Baylen Baker (41), King Newton (36), Brett Winnegan (36)

**Consecutive Games Started (min. 12):** Kevin Davis (20), Josh Dunlop (20)

**Consecutive Games with a Tackle:** Cassius Grady (20), Jarrold Carter-McLin (20), Carl Austin III (20)

triumph over UIW and also was on the receiving end of four passes for 38 yards versus Army West Point. Listed at 6-4, 230, Strickland joined UTSA as a walk-on for the spring semester before earning a scholarship this summer.

## EXPERIENCE UP FRONT

UTSA boasted one of the most-experienced offensive lines in the nation entering the 2019 campaign. The Roadrunners returned a combined 46 starts from the 2018 season, which ranked 14th among FBS teams going into this fall. Three of the returnees started all 12 contests last fall: Kevin Davis at center, preseason all-conference selection Josh Dunlop at right guard and right tackle and Trevion Shannon at left tackle. Additionally, 2018 Conference USA All-Freshman Team honoree Spencer Burford made starts at left guard in all 10 games he was cleared to play, while Jalyn Galmore drew the starting assignment at right tackle in the first five contests before suffering a season-ending injury. Jacob Graner also is back after starting three games at guard. The experience up front is part of nine total offensive starters back this fall, which is tied for fourth among all FBS teams.

## VETERAN DEFENSIVE LINE BOASTS DEPTH, EXPERIENCE

Much like the offensive side of the ball, big men lead the defense, especially when it comes to experience. UTSA welcomed back this season 11 defensive linemen who have seen previous action for the Roadrunners. Leading the way and now owning 34 starts in 41 games played is senior defensive tackle Baylen Baker. Fellow senior Jarrold Carter-McLin, who boasts 43 career appearances, started all 12 contests at defensive end last fall and has drawn the start in seven of the first eight games this season. The senior duo of end Eric Banks and tackle King Newton has played in 44 and 36 career games, respectively, giving that senior quartet a combined 164 games of experience.

## CREATING HAVOC

The UTSA defense has become known for its attacking style during the Frank Wilson era, as the Roadrunners have posted a combined 283 tackles for loss, 89 sacks and 102 quarterback hurries in three-plus seasons. In surrendering just 209 yards of offense in the season-opening win against UIW, the Roadrunners recorded seven tackles behind the line of scrimmage — including four sacks — and pressured the quarterback seven times. UTSA tallied five stops for loss, including a sack by Rashad Wisdom, against Baylor and totaled five TFL and a pair of sacks, to go along with three forced fumbles — two of which were recovered — against the run-happy Army offense. Seven different players had a hand in a stop behind the line against North Texas and UTSA registered a season-high nine tackles for loss — including a season-best-tying four sacks — in the 26-16 triumph over UTEP. The Roadrunners added seven stops behind the line against UAB and matched their season high with nine TFL and a pair of sacks — which came on the final two defensive snaps — in the 31-27 victory over Rice. UTSA tackled Texas A&M players in the backfield six times, including a trio of sacks. Eighteen different Roadrunners have had a hand in a TFL and UTSA now is averaging 6.9 tackles for loss, which ranks third in C-USA and 33rd nationally, and 2.0 sacks per game this season.

## NO-FLY ZONE

The Roadrunners have emerged as one of the top defenses in the nation when it comes to fewest passing yards allowed. UTSA ranks third in Conference USA and 24th among all FBS teams in passing yards allowed per game. Through eight games, the Roadrunners have surrendered a total of 1,736 yards through the air, an average of 190.5 yards per contest. UTSA limited the high-flying UIW passing attack to 181 yards through the air and followed that effort by holding Baylor to 178 passing yards. Army West Point completed only two passes for 18 yards — a school record for fewest passing yards allowed in a game — before North Texas posted 211. On Oct. 5, UTEP did not complete a pass until the final minute of the first half and managed just 181 passing yards for the game, while UAB, Rice and Texas A&M combined for 755 over the last two outings. Rashad Wisdom and Dadrian Taylor have returned interceptions for touchdowns in the last two games, while cornerbacks Cassius Grady's five pass breakups and Corey Mayfield Jr.'s four PBUs pace a unit that has batted away 22 passes this fall. The program record for fewest passing yards allowed per game is 160.1 set in 2017.

## D-LINE DEPTH ON DISPLAY

UTSA has used a heavy rotation on the defensive line this season, playing as many as three players at each position. That strategy keeps the unit fresh and spreads the wealth of stats among a dozen players. Of the 55 tackles for loss and 16 sacks recorded by the Roadrunners so far this season, the defensive line has been responsible for 33 TFL and 11 sacks. Leading the way is senior defensive end Jarrold Carter-McLin, who owns 25 total tackles, six tackles for loss and a pair of sacks to go along with one interception and a forced fumble. Meanwhile, a trio of juniors is right on his heels. DE DeQuarius Henry has registered 24 tackles, including team highs of 6.5 TFL and 3.5 sacks. Defensive tackle Jaylon Haynes paces all D-linemen with 26 tackles and the Wharton native has turned in six tackles for loss, one sack, three QB hurries, one batted pass and a fumble recovery. DE Lorenzo Dantzler has made the most of his 14 stops, with 4.5 coming behind the line, including 2.5 sacks, to go along with three quarterback pressures.

## QUICK NUGGETS

### SENIOR • S • CARL AUSTIN III

- Missed 2018 due to injury but owns 41 career games

### SOPHOMORE • OL • SPENCER BURFORD

- First four-star recruit in UTSA history, out of San Antonio's Wagner High School
- Started all 10 games he played as a true freshman

### SENIOR • DE • JARROD CARTER-McLIN

- Has six TFL in 2019 and 11.5 in his career, with three career sacks and two in 2019

### SOPHOMORE • OL • KEVIN DAVIS

- Made all 12 started as a freshman at center

### SENIOR • OL • JOSH DUNLOP

- Versatile lineman with starts at right guard and both tackle positions

- Named preseason All-Conference USA and second-team All-Texas (Dave Campbell's Texas Football)

### FRESHMAN • P • LUCAS DEAN

- Punter out of Dunsborough, Australia, the first UTSA player from Down Under

- Ray Guy Award Watch List

### SENIOR • CB • CASSIUS GRADY

- Tied program mark with four interceptions in 2018

### JUNIOR • DT • JAYLON HAYNES

- 2017 C-USA All-Freshman Team
- Has 5.5 tackles for a loss and three QB hurries

### JUNIOR • DE • DeQUARIUS HENRY

- Returning leader with four sacks as a sophomore
- Leads the team with 6.5 tackles for a loss and 3.5 sacks

### SENIOR • CB • CLAYTON JOHNSON

- Owns four interceptions in two seasons

### SENIOR • LB • ANDREW MARTEL

- Returning leading tackler moved from safety to linebacker in the spring

- Campbell Trophy semifinalist

### FRESHMAN • RB • SINCERE MCCORMICK

- Started each game of his collegiate career while leading the Roadrunners in rushing.

- On the FWAA Freshman All-America Midseason Watch List

### SENIOR • DS • GRANT MERKA

- 2018 second-team All-Conference USA
- On the Patrick Mannelly Award Watch List, given annually to the nation's top long snapper

### SENIOR • OL • TREYVION SHANNON

- Started all 12 games at left tackle in NCAA debut in 2018

### SOPHOMORE • TE • GAVIN SHARP

- Made eight starts as true freshman, leading TEs with 16 catches

### FRESHMAN • S • RASHAD WISDOM

- Has started each game of his collegiate debut season at safety

- Caught a 22-yard pass on a fake punt from Lucas Dean vs. Army

- Had his first career interception vs. Rice, returning it 34 yards for a touchdown

### SOPHOMORE • DE • SOLOMON WISE

- Younger brother of Dallas Cowboys DT Daniel Wise, and former New England Patriots DE Deatrich Wise Jr

- Father, Deatrich, was a ninth round pick of the Seattle Seahawks in the 1988 NFL Draft and played with the New Orleans Saints and in the CFL with the BC Lions

## ROADRUNNERS IN THE NFL

A total of five former Roadrunners are currently active in the NFL, including the first NFL first-round pick out of UTSA, Marcus Davenport.

### New Orleans Saints

Marcus Davenport, DE (2014-17)

### Detroit Lions

Kevin Strong, DT (2015-18)

### New York Giants

Josiah Tavaeafa, LB (2016-18)

### Minnesota Vikings

David Morgan, TE (2011, 2013-15)

### DRAFTEES, FREE-AGENT SIGNEES AND MINI-CAMP INVITATIONS

Marcus Davenport — New Orleans Saints (1st round / 14th overall)

Devron Davis — Baltimore Ravens (rookie mini-camp invite)

Michael Ekwuagu — Chicago Bears (rookie mini-camp invite)

Andrew King — Buffalo Bills (rookie mini-camp invite)

Ashaad Mabry — New Orleans Saints, Carolina Panthers (free agent)

Jeremiah Moeller — Chicago Bears (rookie mini-camp invite)

Jordan Moore — Atlanta Falcons, Denver Broncos (free agent)

David Morgan II — Minnesota Vikings (6th round / 188th overall)

Jason Neill — Cleveland Browns, Dallas Cowboys (free agent)

Bennett Okotcha — Tennessee Titans (free agent)

Austin Pratt — Tampa Bay Buccaneers (rookie mini-camp invite)

Brian Price — Green Bay Packers, Dallas Cowboys, Cleveland Browns, Indianapolis Colts (free agent)

Yannis Routsas — Washington Redskins (rookie mini-camp invite)

Kevin Strong Jr. — Detroit Lions (free agent)

Dalton Sturm — Dallas Cowboys (free agent)

Josiah Tavaeafa — New York Giants (free agent)

Josh Walker — Pittsburgh Steelers (rookie mini-camp invite)

Triston Wade — Seattle Seahawks (free agent)

Jarveon Williams — Cincinnati Bengals (free agent)

\*Teddy Williams — Chicago Bears, Arizona Cardinals, Indianapolis Colts, Dallas Cowboys, Jacksonville Jaguars, Carolina Panthers, New York Giants (free agent)

\* did not play football at UTSA (track & field)



**« UTSA ROADRUNNERS COACHING  
STAFF SPEED CHART »**

**« ON THE SIDELINE »**



**Frank Wilson**  
Head Coach



**Jason Rollins**  
Defensive Coordinator/  
Safeties



**Gary Hyman**  
Special Teams  
Coordinator



**Tony Ball**  
Passing Game  
Coordinator



**Darrell Funk**  
Offensive Line



**Giovanni Vizza**  
Tight Ends



**Deron Wilson**  
Cornerbacks



**Rod Wright**  
Defensive Line

**« IN THE BOOTH »**



**Jeff Kastl**  
Offensive  
Coordinator/QBs



**Rishaw Johnson**  
Running Backs



**Will Thomas**  
Linebackers

**SENIOR BOOKENDS LEAVING THEIR MARK**

UTSA's senior defensive end tandem of Eric Banks and Jarrod Carter-McLin forms one of the most disruptive d-line duos in Conference USA. A former high school quarterback in Memphis, Tenn., who weighed 230 pounds as a freshman at UTSA, Banks has turned in 13 tackles, 2.5 tackles for loss, a pair of sacks, two pass breakups, one forced fumble, a fumble recovery and a quarterback hurry. The 6-5 former two-sport East High School star now weighs 270 pounds and is the most experienced player on the roster in terms of games played with 44, three shy of the school record. Banks has totaled 71 tackles, 19.5 TFL, 6.5 sacks, five forced fumbles — fifth in school history — and three PBUs during his career. Meanwhile, Carter-McLin has posted 25 tackles, six tackles for loss and a pair of sacks to go along with an interception against UAB and a forced fumble against Army West Point. A product of perennial prep powerhouse Carthage High School, he has appeared in 43 career contests and owns 68 tackles, 11.5 TFL, three sacks, seven PBUs, two forced fumbles, one interception and a fumble recovery. The former prep tight end was on the receiving end of a 30-yard pass on UTSA's first fake field-goal attempt in 2016 against UTEP.

**MARTEL MAKES MOST OF POSITION SWITCH**

UTSA senior Andrew Martel spent his first three seasons as a safety and special teams standout for the Roadrunners. Prior to spring practice this year, he made the move to linebacker to help fill a void left by departed 2018 starters Josiah Tavaefa and Les Maruo. The Richmond, Texas, native has flourished in his new role this season, as he leads the team with 54 total tackles and ranks second with 33 solo stops. After registering four tackles in each of the first two contests, he posted 10 in back-to-back outings to close out the September slate. His 10 tackles against Army included eight solo stops and he added seven unassisted tackles at North Texas. Making the move from "Will" to "Mike" linebacker during the first off week for the Roadrunners, he picked up where left off by recording seven tackles and a PBU in the 26-16 victory at UTEP on Oct. 5. He added seven tackles in the UAB game, five solo stops in the Rice victory and seven stops — including a sack — in his last three outings. The Foster High School product owns three career double-digit tackle outings counting the career-high 14-tackle effort he turned in at Southern Miss last fall. Also a standout student, Martel earned his bachelor's degree in multidisciplinary studies in May while graduating with a 3.69 GPA. The four-time C-USA Commissioner's Honor Roll member was a semifinalist for the prestigious William V. Campbell Trophy and a member of the Wuerffel Trophy preseason watch list.

**SENIOR SAFETY A STEADY HAND IN SECONDARY**

UTSA safety Carl Austin III has proven to be a steady hand in the secondary in his senior season. A native of Austin, he has posted 47 tackles, including a team-high 34 solo stops and three tackles for loss, while providing leadership for a unit that ranks third in Conference USA and 24th nationally in passing defense (190.5 ypg). Austin III missed all of the 2018 campaign with an injury but has made an impact during his final curtain call. He led UTSA with nine tackles in the 26-16 win over UTEP and followed that with seven stops, including 1.5 behind the line, versus UAB. He turned in a team-best six stops (all solo) in the 31-27 win over Rice and recorded six tackles versus Texas A&M in his last game. Austin III also tallied six tackles against both Baylor and North Texas earlier this fall and he stands second on the squad in total tackles.

**AUSSIE MAKES IMMEDIATE IMPACT WITH LEG AND ARM**

UTSA freshman punter Lucas Dean has had an immediate impact in his first season as a Roadrunner and he recently was added to the Ray Guy Award watch list for his performance. As the program's first player from Australia, the Dunsborough native is averaging 41.1 yards on 39 punts this season. He has boomed seven punts that have sailed 50-plus yards, including a season-long 56-yard punt against Baylor, and he has pinned opponents inside their 20-yard line eight times and induced 16 fair catches. A product of ProKick Australia, which boasts more than 60 current NCAA Division I punters, Dean — who also serves as the team's holder — enrolled at UTSA in January and earned the punting job in spring practice. Not only



has he made an impact with his right leg, but he also showed off a weapon with his right arm in the Army contest, completing a 22-yard pass to Rashad Wisdom on a fake punt to convert a fourth down.

### KICKOFF COVERAGE UNIT SHINES

The Roadrunners' kickoff coverage unit has shined this fall. UTSA is yielding an average kickoff return of 18.27 yards through the first eight games, a figure that ranks second in Conference USA and 27th among all FBS teams. Led by kickoff specialist Matthew Cluck, a graduate transfer from Texas Tech, the Roadrunners have 12 touchbacks and have allowed only 15 returns on 32 total kickoffs this fall. The longest return by an opposing team has been 26 yards, which was registered by both UIW and Baylor in the opening two contests. During the last six games, UTSA has 11 touchbacks and has surrendered a total of 153 yards on nine kickoff returns, an average of 17 yards.

### NEW BIRDS

In the season opener against UIW, 25 players made their UTSA debut, with eight drawing their first starting assignment as a Roadrunner. Sophomore quarterback Frank Harris set a school record by completing his first 13 pass attempts in his debut, while Sincere McCormick became the first true freshman to start at tailback in a season opener since the inaugural game on Sept. 3, 2011. Tight ends Carlos Strickland II and Leroy Watson and center Ahofitu Maka also drew their first starts in a UTSA uniform on the offensive side of the ball. On defense, senior linebacker LaDarian McFarland, junior safety SaVion Harris and true freshman Rashad Wisdom all made their first starts, while senior Andrew Martel started his first game as a linebacker after previously making two starts in the secondary during his career. In the road opener at Baylor, freshman wide receiver De'Corian Clark, junior safety Antonio Parks and junior linebacker Dominic Sheppard all made their UTSA debut, while true freshman Joshua Cephus drew his first starting assignment at wide receiver. In the 26-16 triumph over UTEP, sophomore quarterback Lowell Narcisse and sophomore linebacker Trevor Harmanson made their first starts in a UTSA uniform. Redshirt freshman Kelechi Nwachuku made his first start at safety in the win against Rice on Oct. 19, while true freshman Dywan Griffin earned the start at wide receiver against Texas A&M. The Roadrunners now have 31 debuts and 13 first-time starters this season. When including special teams and punter Lucas Dean, five true freshmen have made starts this fall, which is tied for 14th-most among all FBS teams.

### WILSON IN FOURTH YEAR AT HELM

Frank Wilson is in his fourth season as UTSA head coach. The New Orleans native has coached 19 All-Conference USA selections and a pair of Freshman All-Americans during his tenure. Twice he has guided UTSA to bowl eligibility, including leading the program to its first-ever postseason appearance at the 2016 Gildan New Mexico Bowl, as UTSA tied the NCAA modern startup program by reaching a bowl game in its sixth season of play. Wilson came to San Antonio after a six-year stint as the running backs coach and recruiting coordinator at LSU, where he also was the associate head coach in 2012-15. Armed with more than a decade of coaching experience in the Southeastern Conference, Wilson also has been an assistant coach at Tennessee (2009), Southern Miss (2008) and Mississippi (2005-07). He has coached or recruited more than 40 individuals who have made it to the NFL, including 2018 NFL First Round Draft pick Marcus Davenport of the Saints.

## « 2019 NATIONAL & CONFERENCE RANKINGS »

<b>Team Offense</b>	<b>#</b>	<b>FBS</b>	<b>C-USA</b>
Scoring offense _____	18.8 _____	118 _____	12 _____
Total offense _____	311.1 _____	117 _____	11 _____
Rushing offense _____	169.3 _____	62 _____	6 _____
Passing offense _____	141.9 _____	122 _____	14 _____
Team passing efficiency ____	101.4 _____	126 _____	13 _____
First downs _____	137 _____	117 _____	12 _____
3rd-down conversions _____	38.5 _____	81 _____	9 _____
4th-down conversions _____	45.5 _____	87 _____	10 _____
Red zone offense _____	85.7 _____	51 _____	7 _____
Time of possession _____	29:10 _____	79 _____	11 _____
Fumbles lost _____	7 _____	85 _____	12 _____
Interceptions _____	7 _____	69 _____	6 _____
Turnovers lost _____	14 _____	92 _____	12 _____
Sacks allowed/gm _____	2.5 _____	93 _____	10 _____

<b>Team Defense</b>	<b>#</b>	<b>FBS</b>	<b>C-USA</b>
Scoring defense _____	33.4 _____	112 _____	12 _____
Total defense _____	407.5 _____	78 _____	10 _____
Rushing defense _____	217 _____	119 _____	14 _____
Passing defense _____	1905 _____	24 _____	3 _____
Team passing efficiency ____	101.38 _____	126 _____	13 _____
First downs _____	176 _____	63 _____	6 _____
3rd-down conversions _____	39.6 _____	75 _____	8 _____
4th-down conversions _____	41.7 _____	33 _____	3 _____
Red zone defense _____	88.9 _____	111 _____	11 _____
Fumbles recovered _____	6 _____	37 _____	3 _____
Interceptions _____	4 _____	100 _____	9 _____
Tackles for loss/gm _____	6.9 _____	33 _____	3 _____
Turnovers gained _____	10 _____	94 _____	7 _____
Turnover margin/gm _____	-.5 _____	102 _____	10 _____
Sacks/gm _____	2.0 _____	74 _____	7 _____

<b>Special Teams/Misc.</b>	<b>#</b>	<b>FBS</b>	<b>C-USA</b>
Kickoff return avg _____	22.18 _____	44 _____	5 _____
Kickoff return defense _____	18.27 _____	27 _____	2 _____
Net punting _____	37.13 _____	87 _____	8 _____
Punt return avg _____	3.08 _____	118 _____	13 _____
Punt return defense _____	15.4 _____	122 _____	14 _____
Fewest penalties/gm _____	7.25 _____	101 _____	13 _____
Fewest penalty yards/gm ____	67.13 _____	109 _____	13 _____

<b>Individuals (FBS top 50)</b>	<b>#</b>	<b>FBS</b>	<b>C-USA</b>
Sincere McCormick Rushing Yards per carry	5.6 _____	50 _____	5 _____

## **ROADRUNNERS ON NATIONAL AWARD WATCH LISTS**

Four Roadrunners earned their way onto national award watch lists. Senior linebacker Andrew Martel was named a semifinalist for the William V. Campbell Trophy, which recognizes an individual as the absolute best football scholar-athlete in the nation for his combined academic success, football performance and exemplary leadership. Martel also was a member of the preseason watch list for the Wuerffel Trophy, which is awarded to the FBS player that best combines exemplary community service with athletic and academic achievement. Fellow senior Grant Merka, a second-team All-Conference USA pick in 2018, is one of 25 players chosen for the inaugural Patrick Mannelly Award watch list for the nation's top long snapper. Freshman Lucas Dean was added to the Ray Guy Award watch list for the nation's top punter, while fellow freshman Sincere McCormick was named to the Football Writers Association of America Freshman All-America Midseason Watch List.

### **Award/Team (Player)**

Ray Guy Award Watch List (Lucas Dean)  
William V. Campbell Trophy Semifinalist (Andrew Martel)  
Wuerffel Trophy Watch List (Andrew Martel)  
Patrick Mannelly Award Watch List (Grant Merka)  
FWAA Freshman All-America Midseason Watch List  
(Sincere McCormick)

## **PAIR GARNERS PRESEASON ALL-CONFERENCE RECOGNITION**

Seniors Josh Dunlop and Brett Winnegan were named to the Preseason All-Conference USA Team as voted upon by the league's head coaches. Dunlop was chosen as one of five offensive linemen on the squad, while Winnegan received the nod at kickoff returner. A versatile offensive lineman who has logged time at both guard and tackle, the Zionsville, Ind., native has appeared in 29 career games and has drawn 25 starts. Meanwhile, Winnegan holds UTSA career records for kickoff returns (68) and kickoff return yardage (1,515) and has averaged 22.3 yards per return. The Pearland Dawson High School product, who missed all of the 2018 season due to injury, has appeared in 36 career contests, primarily as a returner and running back before making the move to wide receiver this season.

## **UTSA PICKED FIFTH IN C-USA WEST DIVISION**

UTSA was picked to finish fifth in the Conference USA West Division in a preseason vote conducted by a panel of media members that cover C-USA schools. North Texas was the preseason favorite in the West, while Marshall received the nod for the East Division.

### **C-USA MEDIA MEMBERS PREDICTED ORDER OF FINISH EAST DIVISION**

1. Marshall (14)
2. FIU (9)
3. Florida Atlantic (3)
4. Middle Tennessee
5. WKU
6. Old Dominion
7. Charlotte

### **WEST DIVISION**

1. North Texas (20)
2. Southern Miss (4)
3. Louisiana Tech
4. UAB (2)
5. UTSA
6. Rice
7. UTEP

*(first place votes in parentheses)*

## **UTSA QUARTET HAS NFL TIES**

Four UTSA players have significant family ties when it comes to relatives who have played in the National Football League. Senior defensive tackle King Newton is the son of Nate Newton, who was a three-time Super Bowl Champion (1992-93, '95) and six-time Pro Bowl offensive guard (1992-96, '98) for the Cowboys. Junior defensive end Solomon Wise is the son of Deatrich Wise, a defensive lineman for the Seahawks and Saints, and his brothers Deatrich Jr. (Patriots) and Daniel (Cowboys) currently play in the NFL. Senior fullback Halen Steward is the younger brother of Tony Steward, a linebacker who logged time for the Bills and Saints, while sophomore cornerback Corey Mayfield Jr.'s father was a defensive lineman for the 49ers, Buccaneers and Jaguars.

## **ROADRUNNERS ROSTER MAKEUP**

UTSA's 112-man roster features 22 seniors, 28 juniors, 28 sophomores and 34 redshirt or true freshmen. The roster lists 76 players who hail from the state of Texas, while the next-closest state is Louisiana with 10. There are six players from Mississippi, five from Florida, four from California, three from Tennessee and a pair from Indiana. UTSA has one player each from Georgia, Hawai'i, Massachusetts, Michigan and Oklahoma, while freshman punter Lucas Dean is the first Roadrunner from Australia.

## **DEGREE IN HAND**

Thirteen current Roadrunners already have earned their undergraduate degree, the 11th-most number of graduates among all FBS rosters. That list includes Carl Austin III, Baylen Baker, Matthew Cluck, Brandon Garza, Nick Locken, Andrew Martel, Grant Merka, Blaze Moorhead, Antonio Parks, Dominic Sheppard, Halen Steward, Carlos Strickland II and Brett Winnegan.

## **LEADERSHIP COUNCIL ELECTED**

For the first time in program history, UTSA has elected a Leadership Council made up of representatives from each position group.

QB — Brandon Garza and Frank Harris  
RB — Halen Steward  
WR — Kirk Johnson Jr. and Blaze Moorhead  
TE — Leroy Watson  
OL — Josh Dunlop  
DL — Eric Banks and Jarrod Carter-McLin  
LB — Andrew Martel  
S — Carl Austin III  
CB — Clayton Johnson  
ST — Hunter Duplessis

## **TV BIRDS**

All 12 of UTSA's regular season games this fall have been selected for broadcast. The Roadrunners, who have seen their last 80 outings appear over the airwaves, will make it 84 straight televised/streamed appearances by the end of the regular season.

## **FEW CAN CALL A DOME HOME**

The Roadrunners are one of only two FBS teams to play their home games indoors. UTSA, which boasts a 26-25 all-time mark inside the Alamodome, joins Syracuse (Carrier Dome) as the only FBS programs to play in enclosed facilities.

## **UP NEXT**

UTSA will return home to host back-to-back Conference USA games at the Alamodome, beginning with Southern Miss next Saturday, Nov. 16. Kickoff is slated for 5 p.m. and the contest will air on ESPN+.

## « **UTSA FOOTBALL MEDIA POLICY** »

The UTSA Athletics Communications Office assists members of the media with their coverage of all 17 Roadrunners sports by coordinating interviews and providing feature ideas, notes, statistics and any other information needed to cover the athletics department. Media members may check the UTSA Athletic's official website — *goUTSA.com* — for the latest information on all Roadrunners sports.

### **INTERVIEW POLICY**

All interviews with UTSA student-athletes and coaches must be arranged at least 24 hours in advance by contacting the Athletics Communications Office. Telephone interviews are available to the media on a "call-back" basis **ONLY** and at a time that is convenient for the interviewee. Contact information (i.e., cell phone numbers) for student-athletes and coaches **WILL NOT** be provided to the media.

### **MEDIA AVAILABILITY**

During the season, UTSA head coach Frank Wilson will be available during a Monday media roundtable session. Coach Wilson and student-athletes will be available post-practice on Tuesdays and Wednesdays (subject to change for short weeks). All interview requests for the week should be made by Monday of game weeks to help expedite the process.

### **MONDAY MEDIA ROUNDTABLE**

UTSA will host a media roundtable session each Monday of game weeks (unless otherwise noted) on the Main Campus. Head coach Frank Wilson will be available from 9:30-10 a.m. Contact Kyle Stephens for more details, parking instructions and/or any questions about this event.

### **PRACTICE POLICIES**

UTSA football practices take place on the Main Campus near Roadrunner Field (softball). Practices are closed unless otherwise noted. Requested student-athletes will be available to the media post-practice on Tuesdays and Wednesdays during the season and selected practices during fall and spring camps. Questions pertaining to practice schedules and specific media information regarding coverage for all other sports may be directed to Kyle Stephens and/or Brent Ingram.

## « **WHO TO CONTACT** »

**Associate AD/Communications Kyle Stephens**  
office: (210) 458-4551 · cell: (210) 887-3636  
email: [kyle.stephens@utsa.edu](mailto:kyle.stephens@utsa.edu)

**Associate Athletics Communications Director Brent Ingram**  
cell: (210) 845-8651  
email: [brent.ingram@utsa.edu](mailto:brent.ingram@utsa.edu)

## « **ON THE INTERNET** »

### **goUTSA.com**

The official website of UTSA Athletics is the home for all the football information you need. Schedules, results, rosters, bios, stats, releases, game notes and the 2019 media guide and supplement can be found here.

### **ConferenceUSA.com**


The official website of Conference USA contains updated standings, results, schedules, stats, releases, notes and much more.

### **ODUSports.com**

The official website of UTSA's opponent this week.

## « **FOLLOW UTSA ON SOCIAL MEDIA** »

### **UTSA Athletics**

-  /UTSAAthletics
-  @UTSAAthletics
-  @UTSAAthletics

### **UTSA Football**

-  /UTSAFTBL
-  @UTSAFTBL
-  @CoachWilsonUTSA
-  @UTSAFTBL

## **collegepressbox.com**

SINCE 2005 **EVERYTHING BUT THE PRE-GAME MEAL**  
*collegepressbox.com* is the official media website for Division I football. Access and download weekly game notes, quotes, statistics, media guides, headshots, logos and more for each conference and its member schools. Login information will be distributed to accredited media or you can apply for a password at [collegepressbox.com/register](http://collegepressbox.com/register).

## « **UTSA ROADRUNNERS FOOTBALL WEEKLY SCHEDULE (SUBJECT TO CHANGE)** »

<b>TUESDAY, NOV. 5</b>	<b>WEDNESDAY, NOV. 6</b>	<b>THURSDAY, NOV. 7</b>	<b>FRIDAY, NOV. 8</b>	<b>SATURDAY, NOV. 9</b>	<b>SUNDAY, NOV. 10</b>	<b>MONDAY, NOV. 11</b>
Practice (closed) 8:45-10:45 a.m.  Coach Wilson & player interviews after practice.	Practice (closed) 8:45-10:45 a.m.  Coach Wilson & player interviews after practice.	Practice (closed) 8:45-10:45 a.m.  « No Media Availability »	Practice (closed) 10:30-11:30 a.m.  « No Media Availability »	Game Day at ODU 1 p.m.  Postgame Interviews Locker room closed. Coach Wilson and players available after 10-minute cooling-off period.	Practice (closed) 6-7 p.m.  « No Media Availability »	Coach Frank Wilson Media Roundtable 9:30-10 a.m.  H-E-B Student Union



# FRANK WILSON



**Head Coach**  
**Fourth Season (18-26 overall)**  
**(Nicholls State '97)**  
**@CoachWilsonUTSA**

Introduced as UTSA's head coach on Jan. 15, 2016, Frank Wilson has led the Roadrunners to new heights since his arrival in the Alamo City.

Armed with more than a decade of coaching experience in the Southeastern Conference (SEC) and a proven track record as a highly successful high school head coach, the New Orleans native has had an immediate impact on UTSA in his short time leading the program.

Wilson's debut campaign made history, as he led the Roadrunners to six wins and the 2016 Gildan New Mexico Bowl to match the NCAA modern startup program record by reaching a bowl game in just their sixth season.

After leading UTSA to a second-place finish in Conference USA's West Division with a 5-3 league ledger that included upset wins against Middle Tennessee (45-25) and Southern Miss (55-32), Wilson saw seven of his players honored by the league. Josiah Tauaefa garnered Freshman of the Year, first-team all-conference and all-freshman team accolades at linebacker, while defensive end Marcus Davenport and safety Michael Egwuagu were named to the second team. Long snapper Matt Bayliss, offensive tackle Jevonte Domond, safety Jordan Moore and wide receiver Josh Stewart all collected honorable mention certificates. Additionally, Tauaefa was named to the Football Writers Association of America Freshman All-America Team, a first for the program.

Wilson guided UTSA to bowl eligibility for the second straight season in 2017. The Roadrunners pulled off another program first when they defeated Baylor, 17-10, in the season opener in Waco for UTSA's first victory against a team from a Power 5 Conference.

Six Roadrunners collected conference accolades, headlined by C-USA Defensive Player of the Year and first-team defensive end Marcus Davenport, who became UTSA's first-ever NFL First Round Draft pick when he was selected 14th overall by the New Orleans Saints. Bayliss and defensive lineman Kevin Strong Jr. picked up second-team honors, while linebacker La'Kel Bass, safety Nate Gaines and place-kicker Jared Sackett were named honorable mention. Sackett also became UTSA's second Freshman All-American when he was honored by USA TODAY Sports and he was a semifinalist for the Lou Groza Award, while Yannis Routsas was a semifinalist for the Ray Guy Award for the nation's top punter. Additionally, wide receiver Brady Jones garnered Academic All-Conference USA honors and was a semifinalist for the prestigious William V. Campbell Trophy.

His third season at the helm was highlighted by a 25-21 victory against Texas State to improve to 3-0 all-time against the Bobcats, his third straight victory against Rice and a second straight triumph over UTEP. UTSA also drew the second-largest home crowd in school history with 42,071 fans for the home opener against Baylor.

Six Roadrunners garnered honors from C-USA, including second-team all-conference deep snapper Grant Merka. Routsas, Sackett, Strong, Tauaefa and safety C.J. Levine all were honorable mention. Tauaefa made history by becoming the program's first-ever Butkus Award semifinalist for the nation's top linebacker. Routsas was a C-USA All-Academic Team selection and UTSA's second straight Campbell Trophy semifinalist, while Sackett was a Lou Groza Award semifinalist for the second consecutive season. Additionally, Spencer Burford, UTSA's first-ever 4-star recruit, collected C-USA All-Freshman Team honors.

Wilson came to UTSA after a six-year stint as the running backs coach and recruiting coordinator at LSU from 2010-15, where he also served as associate head coach for his final four seasons with the Tigers. He also has been an assistant coach at Tennessee (2009), Southern Miss (2008) and Mississippi (2005-07).

While at LSU, he was recognized as the nation's top assistant coach at his position in 2011. Wilson also was named the 2011 Recruiter of the Year by Rivals.com, the 2014 NFL.com Top Recruiter in College Football and the 2015 Scout.com SEC Recruiter of the Year.

As the recruiting coordinator at LSU, Wilson led the Tigers to back-to-back top-five recruiting classes in 2014-15 among five total groups that ranked among the top 10 nationally. He served as the lead recruiter for a long list of prominent players, including Odell Beckham Jr., La'el Collins, Jeremy Hill, Jarvis Landry, Tyrann Mathieu, Zach Mettenberger and the nation's No. 1 overall recruit in 2014 in Leonard Fournette, a 2014 Freshman All-SEC honoree and consensus first team All-American a year later.

Overall, Wilson has coached or recruited 40 individuals who have made it to the NFL. That list includes Davenport, Jordan Moore, Kevin Strong Jr., Dalton Sturm, Josiah Tauaefa and Jarveon Williams from UTSA, Beckham Jr., Collins, Fournette, Hill, Landry, Mathieu and Mettenberger along with Lamin Barrow, Kendall Beckwith, Alfred Blue, Will Clapp, Malachi Dupre, Ego Ferguson, Russell Gage, BenJarvus Green-Ellis, Derrius Guice, Jerald Hawkins, Kenny Hilliard, Anthony Johnson, Deion Jones, Arden Key, Kendrick Lewis, Terrance Magee, Ronald Martin, Dexter McCluster, Denarius Moore, Eric Reid, Stevan Ridley, Duke Riley, Trai Turner, Mike Wallace, Spencer Ware and James Wright.

In six seasons at LSU, Wilson developed seven running backs that were selected in the NFL Draft, including first-team All-SEC performers in Fournette, Guice, Hill and Ridley. During his tenure, the Tigers posted a 61-17 overall record, captured the 2011 SEC Championship and appeared in the National Championship Game that same season.

Under his guidance, LSU rushed for at least 200 yards 39 times, including 12 300-yard games. The Tigers also recorded 45 100-yard individual rushing performances and four 1,000-yard individual rushers.

Wilson joined the LSU staff after spending the 2009 season at Tennessee, where he coached the wide receivers under Lane Kiffin.

Prior to joining the Tennessee staff, Wilson spent the 2008 season as the running backs coach/recruiting coordinator at Southern Miss under Larry Fedora.

From 2005-07, Wilson served as the running backs/assistant special teams coach at Mississippi, where he recruited prominent future NFL stars Kendrick Lewis and Mike Wallace. He also developed a first-team all-conference running back in Green-Ellis.

Wilson joined the Rebels' staff after serving one year as director of athletics for the New Orleans Public School System after spending three-and-a-half seasons as head football coach and offensive coordinator at O. Perry Walker High School.

Wilson led O. Perry Walker to two District 10-4A championships and the Louisiana Class 4A State Championship game in 2002. He was honored by the NFL as the 2002 Louisiana Coach of the Year and was voted by his peers as the Louisiana Class 4A Coach of the Year. Wilson also was a finalist for the 2002 Nike National Coach of the Year.

During his head coaching stint at O. Perry Walker, Wilson developed 22 players who earned Division I scholarships, including 11 in 2002 to rank as the nation's largest high school class of D-I signees. The 2002 team defeated national-power John Curtis Christian School, 20-0, during the regular season, which snapped a 136-game district winning streak for John Curtis and marked the first time that team had failed to score in 303 consecutive games, a national record.

Wilson spent three years as an assistant coach at Edna Karr High School, also in New Orleans, from 1997-2000. He served as offensive coordinator at Edna Karr during the 1999 season in which the team reached the Class 3A state finals and recorded its best statistical season on offense in the program's history.

Wilson got his start in coaching as a student assistant at his alma mater, Nicholls State, working with the running backs while he finished his degree. While in Thibodaux, Wilson helped coach the first 1,000-yard rusher in school history and was part of the biggest turnaround in NCAA history at the time for the Colonels, who improved from 0-10 in 1995 to 8-2 in 1996.

A three-year letterman at Nicholls State, Wilson earned honorable mention all-conference honors as a running back his sophomore year.

Wilson attended Geneva University in Beaver Falls, Pa., his freshman season, earning conference Freshman of the Year honors as a running back and kick returner. He also earned first team all-conference honors and was an honorable mention NAIA Division II All-American.

Wilson received his bachelor of arts degree in general education from Nicholls State in 1997.

Wilson and his wife, Tiffany, have three children: Alaina, Sabree and Frank IV.

# « 2019 UTSA DEPTH CHART »

(as of Nov. 4, 2019)

OFFENSE \ \ PRO STYLE/MULTIPLE		
LEFT TACKLE		NOTES
65	Treyvion Shannon, 6-5, 315, Sr.-1L [20/20]	20 straight starts at LT
60	Brandon Rolfe, 6-3, 280, Jr.-TR [1/0]	top-40 JUCO OL at Ellsworth CC
LEFT GUARD		NOTES
74	Spencer Burford, 6-4, 300, So.-1L [18/17]	2018 C-USA All-Freshman Team
58	Terrell Haynes, 6-3, 305, Fr.-RS [8/0]	two-time all-district in HS
CENTER		NOTES
67	Ahofitu Maka, 6-3, 320, So.-TR [8/8]	UTSA's first player from Hawaii
75	Bosah Osakwe, 6-2, 300, Jr.-1L [6/0]	all-conference at Contra Costa JC
RIGHT GUARD		NOTES
61	Kevin Davis, 6-3, 315, So.-1L [20/20]	started all 12 games at C in '18
66	Dominic Pastucci, 6-5, 315, Jr.-2L [28/5]	drew start at LG vs. UTEP (10/5)
RIGHT TACKLE		NOTES
64	Josh Dunlop, 6-7, 315, Sr.-2L [30/26]	preseason all-conference pick
78	Josh Oatis, 6-5, 330, Jr.-1L [16/0]	has 16 career appearances
QUARTERBACK		NOTES
10	Lowell Narcisse, 6-3, 230, So.-TR [8/4]	19-29 212 pass yds, 2 TD vs. Rice
9	Jordan Weeks, 6-4, 225, Fr.-RS [5/3]	48 pass yds vs. Texas A&M
TAILBACK		NOTES
23	Sincere McCormick, 5-9, 200, Fr.-HS [8/8]	3rd/FBS frosh in rush yds/gm (76.3)
22	Brenden Brady, 5-11, 205, So.-1L [20/1]	125 rush yds, 71 rec yds in '19
FULLBACK		NOTES
34	Halen Steward, 5-11, 240, Sr.-3L [40/8]	3-year starter; rec TD vs. K-State in '18
37	Myles Benning, 5-11, 235, Jr.-TR [8/0]	transfer from Navy
WIDE RECEIVER (X)		NOTES
80	Joshua Cephus, 6-3, 185, Fr.-HS [8/5]	4 rec, 39 yds this fall
3	Tariq Woolen, 6-5, 210, So.-1L [19/6]	11.7 ypc, long of 25 this season
WIDE RECEIVER (Z)		NOTES
5	Dywan Griffin, 5-11, 180, Fr.-HS [7/1]	1st start, 10-yd rec vs. Texas A&M
2	Sheldon Jones, 5-9, 165, So.-1L [18/8]	16 rec, 92 yds this year
19	Blaze Moorhead, 5-11, 185, Sr.-2L [27/5]	18-yd TD catch vs. UTEP
WIDE RECEIVER (SLOT)		NOTES
16	Kirk Johnson Jr., 5-7, 160, Jr.-1L [21/4]	2 catches vs. UAB
18	Zakhari Franklin, 6-1, 185, Fr.-HS [5/0]	8 rec, 72 yds, 2 TD last 2 games
TIGHT END (Y)		NOTES
89	Leroy Watson, 6-5, 260, Jr.-TR [8/7]	first-team all-conf. at Hutch CC
85	Carlos Strickland II, 6-4, 230, Jr.-TR [8/5]	team-high 22 rec, 232 yds in '19
or 87	Gavin Sharp, 6-5, 250, So.-1L [20/10]	2 rec, 20 yds vs. Texas A&M

DEFENSE // 4-2-5		
DEFENSIVE END		NOTES
91	Jarrod Carter-McLin, 6-3, 255, Sr.-3L [43/19]	6.0 TFL, 2 SACK, INT, FF in '19
98	Lorenzo Dantzler, 6-2, 245, Jr.-1L [20/9]	14 TOT, 4.5 TFL, 2.5 SACK in '19
or 94	Solomon Wise, 6-4, 245, Jr.-SQ [23/0]	1st career sack vs. UTEP
DEFENSIVE TACKLE		NOTES
99	Baylen Baker, 6-4, 295, Sr.-2L [41/34]	14 TOT, 2 TFL, QBH in '19
50	Brandon Matterson, 6-2, 300, So.-1L [16/0]	2 TOT, TFL vs. UAB
DEFENSIVE TACKLE		NOTES
95	Jaylon Haynes, 6-2, 290, Jr.-2L [24/8]	26 TOT, 6.0 TFL, SACK, 3 QBH in '19
76	Kevin Nelson, 6-2, 285, Fr.-RS [8/0]	2 TOT, FR vs. UAB
DEFENSIVE END		NOTES
90	Eric Banks, 6-5, 270, Sr.-3L [44/17]	2.5 TFL, 2 SACK, 2 PBU, FF, FR in '19
45	DeQuarius Henry, 6-3, 240, Jr.-1L [23/0]	21 TOT, 6.5 TFL, 3.5 SACK in '19
or 94	Solomon Wise, 6-4, 245, Jr.-SQ [23/0]	PBU vs. UAB
MIDDLE LINEBACKER (MIKE)		NOTES
12	Andrew Martel, 6-1, 220, Sr.-3L [43/10]	team-high 54 TOT this season
55	Layton Garnett, 6-3, 240, Jr.-TR [3/0]	played in 7 games at LSU in '17
OUTSIDE LINEBACKER (WILL)		NOTES
46	Trevor Harmanson, 6-3, 215, So.-TR [8/4]	20 TOT, 4 TFL, FR last 4 games
59	Clarence Hicks, 6-2, 225, Jr.-TR [8/0]	3 TOT, TFL vs. Texas A&M
STRONG SAFETY		NOTES
39	Rashad Wisdom, 5-10, 205, Fr.-HS [8/8]	3 TOT, 34-yd INT ret TD vs. Rice
4	Antonio Parks, 5-9, 190, Jr.-TR [7/0]	5 TOT (3 UA) vs. Texas A&M
32	Dadrian Taylor, 5-11, 180, So.-1L [19/2]	3 TOT, 58-yd INT ret TD vs. Texas A&M
WEAK SAFETY		NOTES
6	SaVion Harris, 6-0, 190, Jr.-TR [7/6]	27 TOT, INT, 2 PBU this year
1	Kelechi Nwachuku, 6-0, 200, Fr.-RS [11/2]	6 TOT (4 UA) vs. Texas A&M
13	Jahmal Sam, 5-10, 185, Fr.-HS [8/0]	11 TOT (9 UA), FF in '19
FREE SAFETY		NOTES
25	Carl Austin III, 6-1, 200, Sr.-3L [43/16]	28 TOT (23 UA) last 4 games
17	Vance Vallair, 6-1, 210, So.-1L [20/0]	TFL vs. Texas A&M
CORNERBACK		NOTES
26	Corey Mayfield Jr., 5-11, 195, So.-1L [18/9]	16 TOT, TFL, 4 PBU this fall
29	Clayton Johnson, 5-11, 180, Sr.-2L [21/8]	4 career INT (T-5th/UTSA)
CORNERBACK		NOTES
28	Cassius Grady, 5-9, 185, Sr.-1L [20/17]	9 TOT (7 UA), SACK vs. Texas A&M
27	Teddrick McGhee, 6-0, 195, Jr.-2L [21/11]	37 TOT, 2 INT, 7 PBU for career
21	Ken Robinson, 5-11, 170, Fr.-HS [3/0]	two-time all-district as prepster

## SPECIAL TEAMS

PLACE-KICKER		NOTES
48	Hunter Duplessis, 5-8, 200, Jr.-1L [18]	4-6 FG, long of 43 this year
43	Matthew Cluck, 6-2, 220, Sr.-TR [8]	transfer from Texas Tech
HOLDER		NOTES
35	Lucas Dean, 6-2, 195, Fr.-HS [8]	UTSA's first player from Australia
9	Jordan Weeks, 6-4, 225, Fr.-RS [5]	26 comp, TD as true frosh in '18
LONG SNAPPER (PAT/FG)		NOTES
53	Caleb Cantrell, 5-11, 205, So.-TR [6]	Transfer from Wyoming
LONG SNAPPER (PUNT)		NOTES
52	Grant Merka, 6-3, 200, Sr.-1L [20]	Patrick Mannelly Award watch list

PUNTER		NOTES
35	Lucas Dean, 6-2, 195, Fr.-HS [8]	41.1 avg., 8 I20, 7 50+ in '19
48	Hunter Duplessis, 5-8, 200, Jr.-1L [18]	perfect 16-16 on PATs this year
PUNT RETURN		NOTES
16	Kirk Johnson Jr., 5-7, 160, Jr.-1L [21]	7 punt ret, long of 10 in '19
2	Sheldon Jones, 5-9, 165, So.-1L [18]	12-yd punt ret vs. UTEP
KICKOFF		NOTES
43	Matthew Cluck, 6-2, 220, Sr.-TR [8]	32 KO, 12 TB this season
48	Hunter Duplessis, 5-8, 200, Jr.-1L [18]	29 KO, 7 TB in '18
KICK RETURN		NOTES
13	Jahmal Sam, 5-10, 185, Fr.-HS [8]	4 KO ret, long of 35 vs. Texas A&M
22	Brenden Brady, 5-11, 205, So.-1L [20]	4 KO ret, long of 26 this year

[#/#] denotes number of career games played/starts

# « 2019 UTSA ROSTER »

## ALPHABETICAL

Andrew Acosta	41
Kareem Adeniyi	88
Rudy Aleman Jr.	71
Demetris Allen	73
Carl Austin III	25
Baylen Baker	99
Eric Banks	90
Trumane Bell II	49
Brendan Bennett	22
Patrick Bias	23
Myles Benning	37
Sean Berry	36
Deven Boston	24
Brenden Brady	22
Issac Branson	63
Spencer Burford	74
Caleb Cantrell	53
Oscar Cardenas	84
Jarrod Carter-McLin	91
Joshua Cephus	80
Cedric Claiborne	72
De'Corian Clark	83
Christian Clayton	77
Matthew Cluck	43
Ke'Chawn Compton	68
Josh Croslen	96
Steven Dadzie	47
B.J. Daniels	33
Lorenzo Dantzler	98
Kevin Davis	61
Lucas Dean	35
Jaylon Dukes	30
Josh Dunlop	64
Hunter Duplessis	48
Zakhari Franklin	18
Jalyn Galmore	70
Layton Garnett	55
Brandon Garza	13
Zachary Gilson	56
Cassius Grady	28
Jacob Graner	79
Peter Gray	57
Dywan Griffin	5
Cordale Grundy	14
De'Marco Guidry	41
Nathan Guyton	35
Trevor Harmanson	46
Frank Harris	7
SaVion Harris	6
Jaylon Haynes	95
Terrell Haynes	58
Nolan Heitmeier	40
DeQuarius Henry	45
Clarence Hicks	59
Lawrence Jackson	40

## NUMERICAL ROSTER

#	Name	Pos.	Height	Weight	Yr.-Exp.	Hometown (High School/Previous School[s])
1	Kelechi Nwachuku	S	6-0	200	Fr.-RS	McAllen, Texas (Memorial HS)
2	Sheldon Jones	WR	5-9	165	So.-1L	New Orleans, La. (Warren Easton HS)
3	Tariq Woolen	WR	6-5	210	So.-1L	Fort Worth, Texas (Arlington Heights HS)
4	Antonio Parks	S	5-9	190	Jr.-TR	Reserve, La. (East St. John HS/Arizona)
5	Dywan Griffin	WR	5-11	180	Fr.-HS	New Orleans, La. (Landry-Walker HS)
6	SaVion Harris	S	6-0	190	Jr.-TR	Wellington, Fla. (Palm Beach Central HS/Florida Atlantic/Iowa Central CC)
7	Frank Harris	QB	6-0	200	So.-SQ	Schertz, Texas (Clemens HS)
9	Jordan Weeks	QB	6-4	225	Fr.-RS	Wimberley, Texas (Wimberley HS)
10	Dexter Myers	CB	6-0	190	Jr.-TR	Pasadena, Calif. (Maranatha HS/Oregon)
10	Lowell Narcisse	QB	6-3	230	So.-TR	St. James, La. (St. James HS/LSU/Mississippi Gulf Coast CC)
11	Tykee Ogle-Kellogg	WR	6-4	210	So.-1L	Alcoa, Tenn. (Alcoa HS)
12	Andrew Martel	LB	6-1	220	Sr.-3L	Richmond, Texas (Foster HS)
12	Suddin Sapien	QB	6-3	225	Fr.-HS	Midland, Texas (Midland HS)
13	Brandon Garza	QB	5-10	205	Sr.-SQ	Harlingen, Texas (Harlingen HS/Houston)
13	Jahmal Sam	S	5-10	185	Fr.-HS	New Orleans, La. (Warren Easton HS)
14	Cordale Grundy	QB	6-1	200	Sr.-1L	Tulsa, Okla. (Booker T. Washington HS/Northeastern Oklahoma A&M JC)
16	Kirk Johnson Jr.	WR	5-7	160	Jr.-1L	DeSoto, Texas (DeSoto HS)
17	Joseph Richardson	WR	5-11	190	Fr.-HS	Live Oak, Texas (Veterans Memorial HS)
17	Vance Vallair	S	6-1	210	So.-1L	Beaumont, Texas (Central HS)
18	Zakhari Franklin	WR	6-1	185	Fr.-HS	Cedar Hill, Texas (Cedar Hill HS)
19	Blaze Moorhead	WR	5-11	185	Sr.-2L	Fort Worth, Texas (All Saints HS)
20	Brett Winnegan	WR	5-10	190	Sr.-3L	Pearland, Texas (Dawson HS)
21	Ken Robinson	CB	5-11	170	Fr.-HS	Grand Prairie, Texas (South Grand Prairie HS)
21	Reggie Ross	WR	5-9	160	So.-SQ	New Orleans, La. (West St. John HS)
22	Brendan Bennett	DB	6-0	195	Fr.-HS	Austin, Texas (Vandegriff HS)
22	Brenden Brady	RB	5-11	205	So.-1L	Cibolo, Texas (Steele HS)
23	Patrick Bias	DB	5-10	170	Jr.-TR	Houston, Texas (Parkview Baptist [La.] HS)
23	Sincere McCormick	RB	5-9	200	Fr.-HS	Converse, Texas (Judson HS)
24	Deven Boston	RB	5-11	225	Sr.-TR	Buena Park, Calif. (Buena Park HS/Santa Ana CC)
24	Ryan Shockency	S	6-1	180	So.-TR	Rosenberg, Texas (Lamar Consolidated HS/Mary Hardin-Baylor)
25	Carl Austin III	S	6-1	200	Sr.-3L	Austin, Texas (St. Stephen's Episcopal HS)
26	Corey Mayfield Jr.	CB	5-11	195	So.-1L	Forney, Texas (North Forney HS)
27	Teddrick McGhee	CB	6-0	195	Jr.-2L	Memphis, Tenn. (East HS)
28	Cassius Grady	CB	5-9	185	Sr.-1L	Arlington, Texas (Arlington HS/Northern Illinois/Trinity Valley CC)
29	Matthew Watty	RB	5-7	205	Fr.-HS	Katy, Texas (Richmond Foster HS)
29	Clayton Johnson	CB	5-11	180	Sr.-2L	Flower Mound, Texas (Flower Mound HS/Oklahoma State)
30	Jaylon Dukes	WR	5-6	165	Jr.-SQ	San Antonio, Texas (Brandeis HS)
30	Chaez Spurlock	DB	5-10	185	Fr.-HS	Whitehouse, Texas (Whitehouse HS)
31	Kadari Johnson	RB	5-9	205	Jr.-TR	Shelby Charter Township, Mich. (Eisenhower HS/Saginaw Valley State)
31	Cade Stanley	S	6-0	180	So.-HS	San Marcos, Texas (San Marcos HS)
32	Terence Shaw II	WR	5-9	175	Jr.-SQ	Cypress, Texas (Cy Ranch HS)
32	Dadrian Taylor	S	5-11	180	So.-1L	Shiner, Texas (Shiner HS)
33	B.J. Daniels	RB	6-2	205	Jr.-2L	Melbourne, Fla. (Palm Bay HS)
34	Keyshawn Johnson	S	5-11	195	Fr.-HS	Falls City, Texas (Falls City HS)
34	Halen Steward	RB	5-11	240	Sr.-3L	St. Augustine, Fla. (Menendez HS)
35	Lucas Dean	P	6-2	195	Fr.-HS	Dunsborough, Australia (St Mary MacKillop College)
35	Nathan Guyton	RB	5-11	225	Fr.-HS	San Antonio, Texas (Johnson HS)
36	Sean Berry	CB	5-11	180	Fr.-HS	Dallas, Texas (Wilson HS)
37	Myles Benning	FB	5-11	235	Jr.-TR	The Colony, Texas (The Colony HS/Navy)
38	Tyler Mahnke	LB	6-3	225	So.-1L	San Jose, Calif. (Round Rock [Texas] HS)
39	Rashad Wisdom	S	5-10	205	Fr.-HS	Converse, Texas (Judson HS)
40	Nolan Heitmeier	PK	5-10	150	Fr.-HS	New Orleans, La. (Holy Cross HS)
40	Lawrence Jackson	LB	6-1	230	Sr.-1L	Waller, Texas (Tomball Memorial HS/Texas Lutheran)
41	Andrew Acosta	TE	6-2	235	So.-SQ	Fort Stockton, Texas (Fort Stockton HS)
41	De'Marco Guidry	LB	6-0	220	So.-1L	La Marque, Texas (La Marque HS)
42	LaDarian McFarland	LB	6-3	210	Sr.-TR	San Antonio, Texas (Wagner HS/UIW/Cisco JC)
43	Matthew Cluck	PK	6-2	220	Sr.-TR	Arlington, Texas (Martin HS/Texas Tech)
43	Donovan Perkins	LB	5-10	230	So.-1L	Zachary, La. (Zachary HS)
44	Dominic Sheppard	LB	6-2	245	Jr.-TR	Miami, Fla. (Gulliver Prep HS/Virginia)
45	DeQuarius Henry	DE	6-3	240	Jr.-1L	Houston, Texas (Sharpstown HS)
46	Trevor Harmanson	LB	6-3	230	So.-TR	Dickinson, Texas (Dickinson HS/Blinn CC)
47	Steven Dadzie	WR	6-3	190	Jr.-HS	San Antonio, Texas (O'Connor HS)
47	Jarrett Preston	LB	5-11	210	Fr.-RS	Missouri City, Texas (Ridge Point HS)

# « 2019 UTSA ROSTER »

Clayton Johnson	29
Kadari Johnson	31
Keyshawn Johnson	34
Kirk Johnson Jr.	16
Sheldon Jones	2
Nick Locken	51
Tyler Mahnke	38
Ahofitu Maka	67
Andrew Martel	12
Brandon Matterson	50
Corey Mayfield Jr.	26
Sincere McCormick	23
LaDarian McFarland	42
Teddrick McGhee	27
Andrew McGowan	82
Grant Merka	52
Ashton Merrett	54
Blaze Moorhead	19
Dexter Myers	10
Lowell Narcisse	10
Kevin Nelson	76
King Newton	92
Kelechi Nwachuku	1
Josh Oatis	78
Emmanuel Odetola	86
Tykee Ogle-Kellogg	11
Matthew Ojeda	62
Bosah Osakwe	75
Antonio Parks	4
Dominic Pastucci	66
Donovan Perkins	43
Jarrett Preston	47
Joshua Richardson	17
Ken Robinson	21
Brandon Rolfe	60
Reggie Ross	21
Jahmal Sam	13
Suddin Sapien	12
Treyvion Shannon	65
Gavin Sharp	87
Terence Shaw II	32
Dominic Sheppard	44
Ryan Schockency	24
Chaez Spurlock	30
Cade Stanley	31
Halen Steward	34
Cade Stoever	81
Carlos Strickland II	85
Dadrian Taylor	32
Vance Vallair	17
Leroy Watson	89
Matthew Watty	29
Jordan Weeks	9
Brett Winnegan	20
Rashad Wisdom	39
Solomon Wise	94
Tariq Woolen	3

#	Name	Pos.	Height	Weight	Yr.-Exp.	Hometown (High School/Previous School[s])
48	Hunter Duplessis	PK/P	5-8	200	Jr.-1L	San Antonio, Texas (Cole HS)
49	Trumane Bell II	DT	6-2	260	Fr.-RS	Dallas, Texas (Lake Highlands HS)
50	Brandon Matterson	DT	6-2	300	So.-1L	San Antonio, Texas (Brandeis HS)
51	Nick Locken	DL	5-10	265	Sr.-TR	Quincy, Mass. (Boston College HS/New Mexico Highlands)
52	Grant Merka	DS	6-2	180	Sr.-1L	Elgin, Texas (Elgin HS/McNeese State)
53	Caleb Cantrell	DS	5-11	205	So.-TR	Hurst, Texas (Birdville HS/Wyoming)
54	Ashton Merrett	LB	6-0	225	So.-TR	New Orleans, La. (Brother Martin HS/Memphis)
55	Layton Garnett	LB	6-3	240	Jr.-TR	West Monroe, La. (West Monroe HS/LSU)
56	Zachary Gilson	DE	6-5	235	Fr.-RS	Sachse, Texas (Sachse HS)
57	Peter Gray	DE	6-4	235	Fr.-RS	Tupelo, Miss. (Tupelo HS)
58	Terrell Haynes	OL	6-3	305	Fr.-RS	Arlington, Texas (Sequin HS)
59	Clarence Hicks	LB	6-2	225	Jr.-TR	Pensacola, Fla. (Pine Forest HS/Hutchinson [Kan.] CC)
60	Brandon Rolfe	OL	6-3	280	Jr.-TR	Commerce, Texas (Commerce HS/Ellsworth [Iowa] CC)
61	Kevin Davis	OL	6-3	315	So.-1L	Angleton, Texas (Angleton HS)
62	Matthew Ojeda	OL	5-11	290	Jr.-SQ	San Antonio, Texas (Int'l School of the Americas)
63	Issac Branson	DE	5-11	215	So.-TR	Michigan City, Ind. (Michigan City HS/Phoenix CC)
64	Josh Dunlop	OL	6-7	315	Sr.-2L	Zionsville, Ind. (Zionsville Community HS/Dodge City [Kan.] CC)
65	Treyvion Shannon	OL	6-5	315	Sr.-1L	Clarksdale, Miss. (Clarksdale HS/Mississippi Gulf Coast CC)
66	Dominic Pastucci	OL	6-5	315	Jr.-2L	Pflugerville, Texas (Hendrickson HS)
67	Ahofitu Maka	OL	6-3	320	So.-TR	Honolulu, Hawai'i (Punahou HS/Independence [Kan.] CC)
68	Ke'Chawn Compton	OL	6-2	240	So.-SQ	Beaumont, Texas (Central HS)
70	Jalyn Galmore	OL	6-5	305	Sr.-1L	Batesville, Miss. (South Panola HS/Itawamba [Miss.] CC)
71	Rudy Aleman Jr.	OL	6-1	275	Fr.-RS	San Antonio, Texas (Warren HS)
72	Cedric Claiborne	OL	6-3	300	Fr.-HS	Houston, Texas (Westfield HS)
73	Demetris Allen	OL	6-3	300	Fr.-HS	Hattiesburg, Miss. (Hattiesburg HS)
74	Spencer Burford	OL	6-4	300	So.-1L	San Antonio, Texas (Wagner HS)
75	Bosah Osakwe	OL	6-2	300	Jr.-1L	Antioch, Calif. (Deer Valley HS/Contra Costa [Calif.] JC)
76	Kevin Nelson	DT	6-2	285	Fr.-RS	Fort Worth, Texas (Arlington Heights HS)
77	Christian Clayton	DL	6-2	300	Fr.-HS	Fort Worth, Texas (South Hills HS)
78	Josh Oatis	OL	6-5	330	Jr.-1L	Gulfport, Miss. (West Harrison HS)
79	Jacob Graner	OL	6-4	290	Jr.-1L	Dripping Springs, Texas (Dripping Springs HS)
80	Joshua Cephus	WR	6-3	185	Fr.-HS	Spring, Texas (Dekaney HS)
81	Cade Stoever	WR	5-11	190	Fr.-RS	Wimberley, Texas (Wimberley HS)
82	Andrew McGowan	WR	6-3	205	Fr.-RS	Sinton, Texas (Sinton HS)
83	De'Corian Clark	WR	6-2	205	Fr.-HS	Fort Worth, Texas (Wyatt HS)
84	Oscar Cardenas	TE	6-4	265	Fr.-HS	San Antonio, Texas (Brandeis HS)
85	Carlos Strickland II	TE	6-4	230	Jr.-TR	Dallas, Texas (Skyline HS/California/Kansas State)
86	Emmanuel Odetola	WR	5-10	180	Fr.-HS	Garland, Texas (Lakeview Centennial HS)
87	Gavin Sharp	TE	6-5	250	So.-1L	Leander, Texas (Rouse HS)
88	Kareem Adeniyi	WR	6-5	220	So.-TR	Mansfield, Texas (Mansfield HS/Texas A&M-Commerce)
89	Leroy Watson	TE	6-5	260	Jr.-TR	Snellville, Ga. (Shiloh HS/Hutchinson [Kan.] CC)
90	Eric Banks	DE	6-5	270	Sr.-3L	Memphis, Tenn. (East HS)
91	Jarrod Carter-McLin	DE	6-3	255	Sr.-3L	Carthage, Texas (Carthage HS)
92	King Newton	DT	6-2	300	Sr.-3L	Southlake, Texas (Carroll HS)
94	Solomon Wise	DE	6-4	245	Jr.-1L	Coppell, Texas (Coppell HS)
95	Jaylon Haynes	DT	6-2	290	Jr.-2L	Wharton, Texas (Wharton HS)
96	Josh Croslen	DE	6-2	270	So.-TR	Cibolo, Texas (Steele HS/Bowling Green)
98	Lorenzo Dantzler	DE	6-2	245	Jr.-1L	Starkville, Miss. (Starkville HS/East Mississippi CC)
99	Baylen Baker	DT	6-4	295	Sr.-3L	Abilene, Texas (Wylie HS)

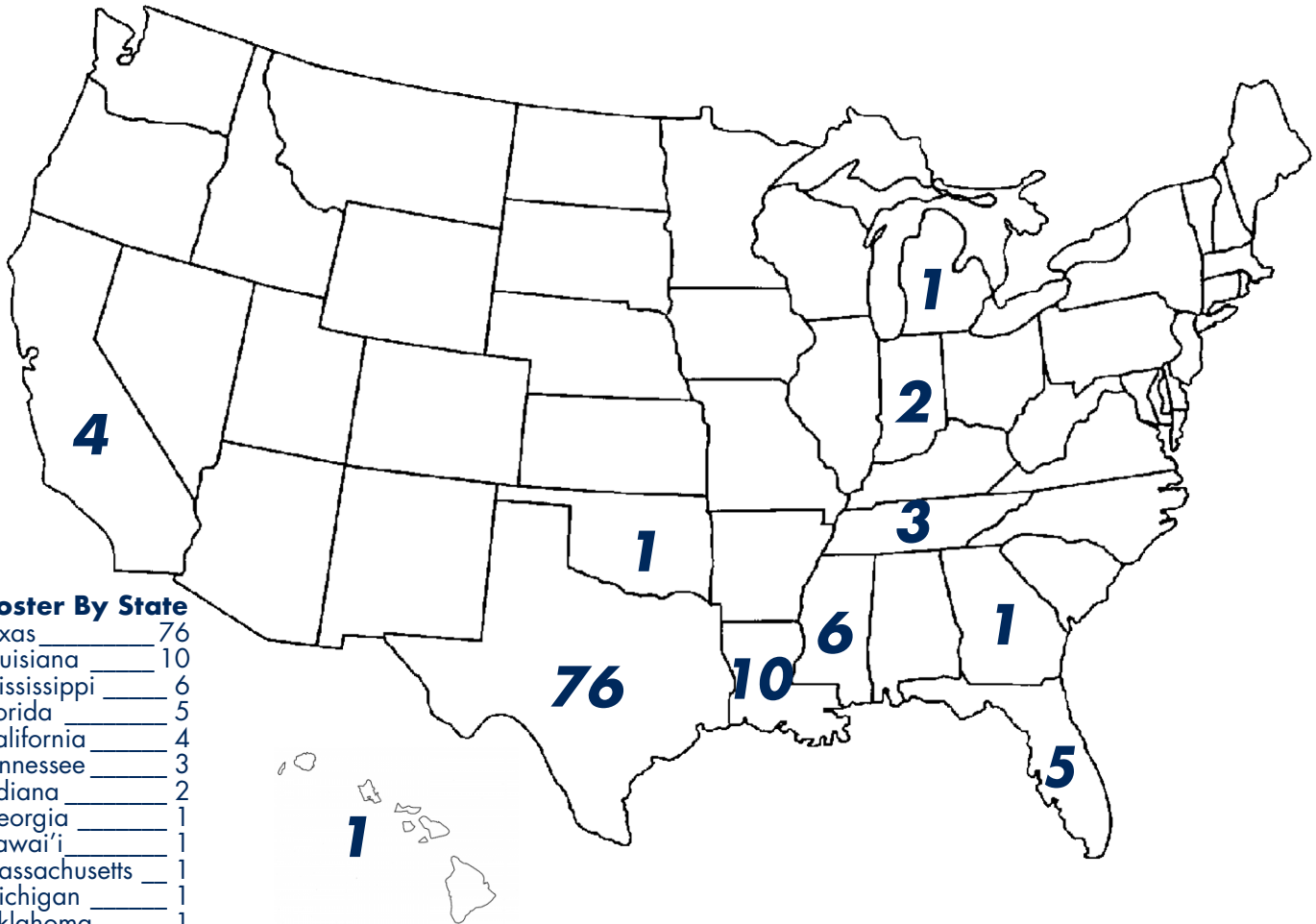
## PRONOUNCIATION GUIDE

Andrew Acosta	ah-COAST-ah
Kareem Adeniyi	ah-DEN-ee-yee
Rudy Aleman Jr.	ALL-eh-mahn
Deven Boston	DEV-in
Caleb Cantrell	CAN-trel
Oscar Cardenas	CAR-den-ahs
Joshua Cephus	SEE-phus
Ke'Chawn Compton	KEY-shawn
Hunter Duplessis	due-PLESS-iss
Zakhari Franklin	zah-CAR-ee
Cassius Grady	CASH-us
Jacob Graner	GRAIN-er
Dywan Griffin	dee-WAHN
Cordale Grundy	core-DALE
SaVion Harris	SAY-vee-on
Nolan Heitmeier	HITE-my-er
DeQuarius Henry	deh-QUARE-ee-us
Kadari Johnson	kah-DAR-ee
Tyler Mahnke	MAHN-ke

Ahofitu Maka	ah-ho-FEE-too
	MAH-kah
Lowell Narcisse	low-ELL NAR-cess
Kelechi Nwachuku	keh-LETCH-ee
	wah-CHOO-koo
Emmanuel Odetola	oh-deh-TOE-lah
Matthew Ojeda	oh-HAY-dah
Bosah Osakwe	BO-sah
	oh-SOCK-way
Dominic Pastucci	pah-STOO-chee
Suddin Sapien	SUD-den (like the word "sudden")
Jahmal Sam	jah-MALL
Treyvion Shannon	TRAY-vee-on
Chaez Spurlock	CHAZ
Cade Stoever	STOW-ver
Vance Vallair	vah-LAIR
Brett Winnegan	WIN-ah-gin (hard G)

Tariq Woolen	tah-REEK
<b>Coaching Staff</b>	
Jeff Kastl	like CASTLE
Rishaw Johnson	REE-shaw
Ryan Filo	FY-low
Giovanni Vizza	VEE-zah
Deron Wilson	like Darren
<b>Hometowns</b>	
Buena Park	BWAY-nah
Cibolo	SEE-bo-lo
La Marque	lah-MARK
Pearland	PAIR-land
Pflugerville	FLEW-ger-ville
Sachse	SACK-see
Schertz	SHIRTS

« 2019 UTSA ROSTER BREAKDOWN »



**Roster By State**

Texas	76
Louisiana	10
Mississippi	6
Florida	5
California	4
Tennessee	3
Indiana	2
Georgia	1
Hawai'i	1
Massachusetts	1
Michigan	1
Oklahoma	1
Australia*	1
<b>Total</b>	<b>112</b>

**Seniors (22)**

- Carl Austin III
- Baylen Baker
- Eric Banks
- Deven Boston
- Jarrod Carter-McLin
- Matthew Cluck
- Josh Dunlop
- Jalyn Galmore
- Brandon Garza
- Cassius Grady
- Cordale Grundy
- Lawrence Jackson
- Clayton Johnson
- Nick Locken
- Andrew Martel
- LaDarian McFarland
- Grant Merka
- Blaze Moorhead
- King Newton
- Treyvyn Shannon
- Halen Steward
- Brett Winnegan

**Juniors (28)**

- Myles Benning
- Patrick Bias
- Steven Dadzie
- B.J. Daniels
- Lorenzo Dantzler
- Jaylon Dukes
- Hunter Duplessis
- Layton Garnett
- Jacob Graner
- SaVion Harris
- Jaylon Haynes
- DeQuarius Henry
- Clarence Hicks
- Kadari Johnson
- Kirk Johnson Jr.
- Teddrick McGhee
- Dexter Myers
- Josh Oatis
- Matthew Ojeda
- Bosah Osakwe
- Antonio Parks
- Dominic Pastucci
- Brandon Rolfe
- Terence Shaw II
- Dominic Sheppard
- Carlos Strickland II
- Leroy Watson
- Solomon Wise

**Sophomores (28)**

- Andrew Acosta
- Kareem Adeniyi
- Brenden Brady
- Issac Branson
- Spencer Burford
- Caleb Cantrell
- Ke'Chawn Compton
- Josh Croslen
- Kevin Davis
- De'Marco Guidry
- Trevor Harmanson
- Frank Harris
- Sheldon Jones
- Tyler Mahnke
- Ahofitu Maka
- Brandon Matterson
- Corey Mayfield Jr.
- Ashton Merrett
- Lowell Narcisse
- Tykee Ogle-Kellogg
- Donovan Perkins
- Reggie Ross
- Gavin Sharp
- Ryan Shockency
- Cade Stanley
- Dadrian Taylor
- Vance Vallair
- Tariq Woolen

**Freshmen (34)**

- Rudy Aleman Jr.
- Demetris Allen
- Trumane Bell II
- Brendan Bennett
- Sean Berry
- Oscar Cardenas
- Joshua Cephus
- Cedric Claiborne
- De'Corian Clark
- Christian Clayton
- Lucas Dean
- Zakhari Franklin
- Zachary Gilson
- Peter Gray
- Dywan Griffin
- Nathan Guyton
- Terrell Haynes
- Nolan Heitmeier
- Keyshawn Johnson
- Sincere McCormick
- Andrew McGowan
- Kevin Nelson
- Kelechi Nwachuku
- Emmanuel Odetola
- Jarrett Preston
- Joseph Richardson
- Ken Robinson
- Jahmal Sam
- Suddin Sapien
- Chaez Spurlock
- Cade Stoever
- Matthew Watty
- Jordan Weeks
- Rashad Wisdom





25

CARL AUSTIN III

SAFETY

6-1 • 200 • Senior - 3L Austin, Texas

CAREER STATISTICS

Table with columns: Year, Pos., G-GS, Tackles, Sacks-Yds., TFL-Yds., FF, FR, PBU, QBH. Rows for 2015, 2016, 2017, 2019, and Totals.

2019 GAME-BY-GAME

Table with columns: Opponent, Tackles, Sacks, TFL-Y, FC, PBU, Int., QBH. Rows for various opponents and Totals.

2017 GAME-BY-GAME

Table with columns: Opponent, Tackles, Sacks, TFL-Y, FC, PBU, Int., QBH. Rows for various opponents and Totals.

2016 GAME-BY-GAME

Table with columns: Opponent, Tackles, Sacks, TFL-Y, FC, PBU, Int., QBH. Rows for various opponents and Totals.

2015 GAME-BY-GAME

Table with columns: Opponent, Tackles, Sacks, TFL-Y, FC, PBU, Int., QBH. Rows for various opponents and Totals.



99

BAYLEN BAKER

DEFENSIVE TACKLE

6-4 • 295 • Senior - 3L Abilene, Texas

CAREER STATISTICS

Table with columns: Year, Pos., G-GS, Tackles, Sacks-Yds., TFL-Yds., FF, FR, PBU, QBH. Rows for 2016, 2017, 2018, 2019, and Totals.

2019 GAME-BY-GAME

Table with columns: Opponent, Tackles, Sacks, TFL-Y, FC, PBU, Int., QBH. Rows for various opponents and Totals.

2018 GAME-BY-GAME

Table with columns: Opponent, Tackles, Sacks, TFL-Y, FC, PBU, Int., QBH. Rows for various opponents and Totals.

2017 GAME-BY-GAME

Table with columns: Opponent, Tackles, Sacks, TFL-Y, FC, PBU, Int., QBH. Rows for various opponents and Totals.

2016 GAME-BY-GAME

Table with columns: Opponent, Tackles, Sacks, TFL-Y, FC, PBU, Int., QBH. Rows for various opponents and Totals.



90

ERIC BANKS

DEFENSIVE END

6-5 • 270 • Senior - 3L Memphis, Tenn.

CAREER STATISTICS

Table with columns: Year, Pos., G-GS, Tackles, Sacks-Yds., TFL-Yds., FF, FR, PBU, QBH. Rows for 2016, 2017, 2018, 2019, and Totals.

2019 GAME-BY-GAME

Table with columns: Opponent, Tackles, Sacks, TFL-Y, FC, PBU, Int., QBH. Rows for various opponents and Totals.









2018 GAME-BY-GAME table with columns: Opponent, Tackles, Sacks, TFL-Y, FC, PBU, Int, QBH. Rows include games against Arizona State, Baylor, Kansas State, Texas State, UTEP, Rice, LA Tech, Southern Miss, UAB, FIU, Marshall, and North Texas. Totals: 18 Tackles, 1.0-7 Sacks, 2.0-9 TFL-Y, 1 FC, 0 PBU, 0 Int, 0 QBH.



45

DEQUARIUS HENRY

DEFENSIVE END

6-3 • 240 • Junior - 2L  
Houston, Texas

CAREER STATISTICS table with columns: Year, Pos, G-GS, Tackles, Sacks-Yds, TFL-Yds, FF, FR, PBU, QBH. Rows for 2017, 2018, 2019, and Totals. Totals: 23-0 G-GS, 45 Tackles, 7.5-54 Sacks-Yds, 11.5-68 TFL-Yds, 3 FF, 1 FR, 0 PBU, 2 QBH.

2019 GAME-BY-GAME table with columns: Opponent, Tackles, Sacks, TFL-Y, FC, PBU, Int, QBH. Rows include games against UIW, Baylor, Army, UNT, UTEP, UAB, Rice, and Texas A&M. Totals: 21 Tackles, 3.5-26 Sacks, 6.5-38 TFL-Y, 1 FC, 0 PBU, 0 Int, 0 QBH.

2018 GAME-BY-GAME table with columns: Opponent, Tackles, Sacks, TFL-Y, FC, PBU, Int, QBH. Rows include games against Arizona State, Baylor, Kansas State, Texas State, UTEP, Rice, LA Tech, Southern Miss, UAB, FIU, Marshall, and North Texas. Totals: 24 Tackles, 4.0-28 Sacks, 5.0-30 TFL-Y, 2 FC, 0 PBU, 0 Int, 2 QBH.

2017 GAME-BY-GAME table with columns: Opponent, Tackles, Sacks, TFL-Y, FC, PBU, Int, QBH. Rows include games against Baylor, Southern, and Texas State. Totals: 2 Tackles, 0-0 Sacks, 0.5-1 TFL-Y, 0 FC, 0 PBU, 0 Int, 0 QBH.



59

CLARENCE HICKS

LINEBACKER

6-2 • 225 • Junior - TR  
Pensacola, Fla.

CAREER STATISTICS table with columns: Year, Pos, G-GS, Tackles, Sacks-Yds, TFL-Yds, FF, FR, PBU, QBH. Rows for 2019 and Totals. Totals: 8-0 G-GS, 7 Tackles, 0-0 Sacks-Yds, 3.0-5 TFL-Yds, 0 FF, 0 FR, 0 PBU, 2 QBH.

2019 GAME-BY-GAME table with columns: Opponent, Tackles, Sacks, TFL-Y, FC, PBU, Int, QBH. Rows include games against UIW, Baylor, Army, UNT, UTEP, UAB, Rice, and Texas A&M. Totals: 7 Tackles, 0-0 Sacks, 3.0-5 TFL-Y, 0 FC, 0 PBU, 0 Int, 1 QBH.



29

CLAYTON JOHNSON

CORNERBACK

5-11 • 180 • Senior - 2L  
Flower Mound, Texas

CAREER STATISTICS table with columns: Year, Pos, G-GS, Tackles, Sacks-Yds, TFL-Yds, FF, FR, PBU, QBH. Rows for 2017, 2018, 2019, and Totals. Totals: 21-8 G-GS, 33 Tackles, 0-0 Sacks-Yds, 1.0-3 TFL-Yds, 0 FF, 0 FR, 8 PBU, 1 QBH.

2019 GAME-BY-GAME table with columns: Opponent, Tackles, Sacks, TFL-Y, FC, PBU, Int, QBH. Rows include games against UIW, Baylor, Army, UNT, UTEP, UAB, Rice, and Texas A&M. Totals: 6 Tackles, 0-0 Sacks, 0-0 TFL-Y, 0 FC, 0 PBU, 0 Int, 1 QBH.

2018 GAME-BY-GAME table with columns: Opponent, Tackles, Sacks, TFL-Y, FC, PBU, Int, QBH. Rows include games against Arizona State, Baylor, Kansas State, Texas State, UTEP, LA Tech, Southern Miss, and Totals. Totals: 23 Tackles, 0-0 Sacks, 1.0-3 TFL-Y, 0 FC, 3 PBU, 2 Int, 0 QBH.

2017 GAME-BY-GAME table with columns: Opponent, Tackles, Sacks, TFL-Y, FC, PBU, Int, QBH. Rows include games against Baylor, Southern, Texas State, North Texas, Rice, Marshall, and Totals. Totals: 4 Tackles, 0-0 Sacks, 0-0 TFL-Y, 0 FC, 1 PBU, 2 Int, 0 QBH.



16

KIRK JOHNSON JR.

WIDE RECEIVER

5-7 • 160 • Junior-1L  
DeSoto, Texas

CAREER STATISTICS table with columns: Year, G-GS, Att, Yds, Avg, TD, LG, Rec, Yds, Avg, TD, LG. Rows for 2017, 2018, 2019, and Totals. Totals: 20-5 G-GS, 1 Att, 0 Yds, 0.0 Avg, 0 TD, 0 LG, 24 Rec, 171 Yds, 7.1 Avg, 0 TD, 27 LG.

2019 GAME-BY-GAME table with columns: Opponent, Att, Yds, TD, Long, Rec, Yds, TD, Long. Rows include games against UIW, Baylor, Army, UNT, UTEP, UAB, Rice, and TAMU. Totals: 0 Att, 0 Yds, 0 TD, 0 Long, 4 Rec, 34 Yds, 0 TD, 15 Long.



2016 GAME-BY-GAME							
Opponent	Tackles	Sacks	TFL-Y	FC	PBU	Int.	QBH
vs. Alabama State	0	0-0	0-0	0	0	0	0
at Colorado State	1	0-0	0-0	0	0	0	0
vs. Arizona State	0	0-0	0-0	0	0	0	0
at Old Dominion	1	0-0	0-0	0	0	0	0
vs. Southern Miss	2	0-0	0-0	0	0	0	0
at Rice	1	0-0	0-0	0	0	0	0
vs. UTEP	1	0-0	0-0	0	0	0	0
vs. North Texas	1	0-0	0-0	0	0	0	0
at Middle Tenn.	1	0-0	0-0	0	0	0	0
at LA Tech	2	0-0	0-0	0	0	0	0
at Texas A&M	0	0-0	0-0	0	0	0	0
vs. Charlotte	0	0-0	0-0	0	0	0	0
<b>Totals</b>	<b>10</b>	<b>0-0</b>	<b>0-0</b>	<b>0</b>	<b>3</b>	<b>1-35</b>	<b>0</b>



**50**  
BRANDON  
MATTERSON  
DEFENSIVE TACKLE

**6-2 • 300 • Sophomore - 1L**  
San Antonio, Texas

CAREER STATISTICS									
Year	Pos.	G-GS	Tackles	Sacks-Yds.	TFL-Yds.	FF	FR	PBU	QBH
2018	DT	10-0	10	0-0	1.5-5	0	0	0	0
2019	DT	5-0	8	0-0	2.0-6	0	1	0	0
<b>Totals</b>	<b>15-0</b>	<b>18</b>	<b>0-0</b>	<b>3.5-11</b>	<b>0</b>	<b>1</b>	<b>0</b>	<b>0</b>	<b>0</b>

2019 GAME-BY-GAME							
Opponent	Tackles	Sacks	TFL-Y	FC	PBU	Int.	QBH
vs. UIW	0	0-0	0-0	0	0	0	0
at Baylor	1	0-0	0-0	0	0	0	0
vs. Army	2	0-0	1-4	1	0	0	0
at UNT	3	0-0	0-0	0	0	0	0
at UTEP		DNP					
vs. UAB	2	0-0	1.0-2	0	0	0	0
vs. Rice		DNP					
at Texas A&M		DNP					
<b>Totals</b>	<b>8</b>	<b>0-0</b>	<b>2.0-6</b>	<b>1</b>	<b>0</b>	<b>0</b>	<b>0</b>

2018 GAME-BY-GAME							
Opponent	Tackles	Sacks	TFL-Y	FC	PBU	Int.	QBH
at Arizona State	1	0-0	0-0	0	0	0	0
at Kansas State	0	0-0	0-0	0	0	0	0
vs. Texas State	0	0-0	0-0	0	0	0	0
vs. UTEP	0	0-0	0-0	0	0	0	0
vs. LA Tech	2	0-0	1.0-4	0	0	0	0
at Southern Miss	2	0-0	0-0	0	0	0	0
at UAB	0	0-0	0-0	0	0	0	0
vs. FIU	2	0-0	0.5-1	0	0	0	0
at Marshall	3	0-0	0-0	0	0	0	0
vs. North Texas	0	0-0	0-0	0	0	0	0
<b>Totals</b>	<b>10</b>	<b>0-0</b>	<b>1.5-5</b>	<b>0</b>	<b>0</b>	<b>0</b>	<b>0</b>



**26**  
COREY  
MAYFIELD JR.  
CORNERBACK

**5-11 • 195 • Sophomore - 1L**  
Forney, Texas

CAREER STATISTICS										
Year	Pos.	G-GS	Tackles	Sacks-Yds.	TFL-Yds.	FF	FR	PBU	QBH	
2018	CB	10-2	10	0-0	0-0	0	0	0	0	
2019	CB	8-7	16	0-0	1.0-2	0	0	4	0	
<b>Totals</b>	<b>18-9</b>	<b>26</b>	<b>0-0</b>	<b>1.0-2</b>	<b>0</b>	<b>0</b>	<b>4</b>	<b>0</b>	<b>0</b>	

2019 GAME-BY-GAME							
Opponent	Tackles	Sacks	TFL-Y	FC	PBU	Int.	QBH
vs. UIW	1	0-0	0-0	0	0	0	0
at Baylor	4	0-0	1.0-2	0	2	0	0
vs. Army	0	0-0	0-0	0	0	0	0
at UNT	2	0-0	0-0	0	0	0	0
at UTEP	3	0-0	0-0	0	1	0	0
vs. UAB	4	0-0	0-0	0	1	0	0
vs. Rice	0	0-0	0-0	0	0	0	0
at Texas A&M	2	0-0	0-0	0	0	0	0
<b>Totals</b>	<b>16</b>	<b>0-0</b>	<b>1.0-2</b>	<b>0</b>	<b>4</b>	<b>0</b>	<b>0</b>

2018 GAME-BY-GAME							
Opponent	Tackles	Sacks	TFL-Y	FC	PBU	Int.	QBH
at Kansas State	0	0-0	0-0	0	0	0	0
vs. Texas State	2	0-0	0-0	0	0	0	0
vs. UTEP	0	0-0	0-0	0	0	0	0
at Rice	0	0-0	0-0	0	0	0	0
vs. LA Tech	1	0-0	0-0	0	0	0	0
at Southern Miss	0	0-0	0-0	0	1	0	0
at UAB	1	0-0	0-0	0	0	0	0
vs. FIU	2	0-0	0-0	0	0	0	0
at Marshall	3	0-0	0-0	0	0	0	0
vs. North Texas	1	0-0	0-0	0	0	0	0
<b>Totals</b>	<b>10</b>	<b>0-0</b>	<b>0-0</b>	<b>0</b>	<b>1</b>	<b>0</b>	<b>0</b>



**23**  
SINCERE  
McCORMICK  
RUNNING BACK

**5-9 • 200 • Freshman - HS**  
Converse, Texas

CAREER STATISTICS												
Year	G-GS	Att.	Yds.	Avg.	TD	LG	Rec.	Yds.	Avg.	TD	LG	
2019	7-7	97	567	5.8	6	54	13	106	8.2	0	33	
<b>Totals</b>	<b>7-7</b>	<b>97</b>	<b>567</b>	<b>5.8</b>	<b>6</b>	<b>54</b>	<b>13</b>	<b>106</b>	<b>8.2</b>	<b>0</b>	<b>33</b>	

2019 GAME-BY-GAME								
Opponent	Att.	Yds.	TD	Long	Rec.	Yds.	TD	Long
vs. UIW	12	74	0	47	5	18	0	8
at Baylor	12	87	2	54	0	0	0	0
vs. Army	5	28	1	11	3	26	0	10
at UNT	16	62	0	20	1	1	0	1
at UTEP	22	189	1	51	1	7	0	7
vs. UAB	16	34	1	12	1	15	0	15
vs. Rice	14	94	1	32	2	39	0	33
at TAMU	12	43	0	18	2	43	0	44
<b>Totals</b>	<b>97</b>	<b>567</b>	<b>6</b>	<b>54</b>	<b>13</b>	<b>106</b>	<b>0</b>	<b>33</b>



**42**  
LADARIAN  
McFARLAND  
LINEBACKER

**6-3 • 210 • Senior - TR**  
San Antonio, Texas

CAREER STATISTICS									
Year	Pos.	G-GS	Tackles	Sacks-Yds.	TFL-Yds.	FF	FR	PBU	QBH
2019	LB	8-4	14	0-0	0-0	0	1	0	2
<b>Totals</b>	<b>8-4</b>	<b>14</b>	<b>0-0</b>	<b>0-0</b>	<b>0</b>	<b>1</b>	<b>0</b>	<b>2</b>	<b>2</b>

2019 GAME-BY-GAME							
Opponent	Tackles	Sacks	TFL-Y	FC	PBU	Int.	QBH
vs. UIW	1	0-0	0-0	0	0	0	2
at Baylor	5	0-0	0-0	0	0	0	0
vs. Army	2	0-0	0-0	0	0	0	0
at UNT	5	0-0	0-0	0	0	0	0
at UTEP	1	0-0	0-0	0	0	0	0
vs. UAB	0	0-0	0-0	0	0	0	0
vs. Rice	0	0-0	0-0	0	0	0	0
at Texas A&M	0	0-0	0-0	0	0	0	0
<b>Totals</b>	<b>13</b>	<b>0-0</b>	<b>0-0</b>	<b>0</b>	<b>0</b>	<b>0</b>	<b>2</b>



**27**  
TEDDRICK  
McGHEE  
CORNERBACK

**6-0 • 195 • Junior - 2L**  
Memphis, Tenn.

CAREER STATISTICS										
Year	Pos.	G-GS	Tackles	Sacks-Yds.	TFL-Yds.	FF	FR	PBU	QBH	
2016	CB	13-8	25	0-0	0-0	0	0	5	0	
2018	CB	6-3	11	0-0	1.0-3	0	0	4	0	
2019	CB	2-0	1	0-0	0-0	0	0	0	0	
<b>Totals</b>	<b>21-11</b>	<b>37</b>	<b>0-0</b>	<b>1.0-3</b>	<b>0</b>	<b>0</b>	<b>9</b>	<b>0</b>	<b>0</b>	









**4**  
ANTONIO  
**PARKS**  
SAFETY

**5-9 • 190 • Junior - TR**  
**Reserve, La.**

### CAREER STATISTICS

Year	Pos.	G-GS	Tackles	Sacks-Yds.	TFL-Yds.	FF	FR	PBU	QBH
2019	S	7-0	2	0-0	0-0	1	0	0	0
<b>Totals</b>		<b>7-0</b>	<b>2</b>	<b>0-0</b>	<b>0-0</b>	<b>1</b>	<b>0</b>	<b>0</b>	<b>0</b>

### 2019 GAME-BY-GAME

Opponent	Tackles	Sacks	TFL-Y	FC	PBU	Int.	QBH
vs. UIW	DNP						
at Baylor	0	0-0	0-0	0	0	0	0
vs. Army	0	0-0	0-0	0	0	0	0
at UNT	0	0-0	0-0	0	0	0	0
at UTEP	0	0-0	0-0	0	0	0	0
vs. UAB	2	0-0	0-0	1	0	0	0
vs. Rice	2	0-0	0-0	0	0	0	0
at Texas A&M	0	0-0	0-0	0	0	0	0
<b>Totals</b>	<b>4</b>	<b>0-0</b>	<b>0-0</b>	<b>1</b>	<b>0</b>	<b>0</b>	<b>0</b>



**47**  
JARRETT  
**PRESTON**  
LINEBACKER

**5-11 • 210 • Freshman - RS**  
**Missouri City, Texas**

### CAREER STATISTICS

Year	Pos.	G-GS	Tackles	Sacks-Yds.	TFL-Yds.	FF	FR	PBU	QBH
2018	LB	4-0	0	0-0	0-0	0	0	0	0
2019	LB	8-0	6	0-0	0-0	0	0	0	0
<b>Totals</b>		<b>12-0</b>	<b>6</b>	<b>0-0</b>	<b>0-0</b>	<b>0</b>	<b>0</b>	<b>0</b>	<b>0</b>

### 2019 GAME-BY-GAME

Opponent	Tackles	Sacks	TFL-Y	FC	PBU	Int.	QBH
vs. UIW	0	0-0	0-0	0	0	0	0
at Baylor	1	0-0	0-0	0	0	0	0
vs. Army	0	0-0	0-0	0	0	0	0
at UNT	1	0-0	0-0	0	0	0	0
at UTEP	1	0-0	0-0	0	0	0	0
vs. UAB	0	0-0	0-0	0	0	0	0
vs. Rice	0	0-0	0-0	0	0	0	0
at Texas A&M	1	0-0	0-0	0	0	0	0
<b>Totals</b>	<b>3</b>	<b>0-0</b>	<b>0-0</b>	<b>0</b>	<b>0</b>	<b>0</b>	<b>0</b>



**13**  
JAHMAL  
**SAM**  
SAFETY


**5-10 • 185 • Freshman - HS**  
**New Orleans, La.**

### CAREER STATISTICS

Year	Pos.	G-GS	Tackles	Sacks-Yds.	TFL-Yds.	FF	FR	PBU	QBH
2019	S	8-0	11	0-0	0-0	1	0	0	0
<b>Totals</b>		<b>8-0</b>	<b>11</b>	<b>0-0</b>	<b>0-0</b>	<b>1</b>	<b>0</b>	<b>0</b>	<b>0</b>

### 2019 GAME-BY-GAME

Opponent	Tackles	Sacks	TFL-Y	FC	PBU	Int.	QBH
vs. UIW	0	0-0	0-0	0	0	0	0
at Baylor	5	0-0	0-0	1	0	0	0
vs. Army	1	0-0	0-0	0	0	0	0
at UNT	1	0-0	0-0	0	0	0	0
at UTEP	1	0-0	0-0	0	0	0	0
vs. UAB	0	0-0	0-0	0	0	0	0
vs. Rice	2	0-0	0-0	0	0	0	0
at Texas A&M	1	0-0	0-0	0	0	0	0
<b>Totals</b>	<b>10</b>	<b>0-0</b>	<b>0-0</b>	<b>1</b>	<b>0</b>	<b>0</b>	<b>0</b>



**87**  
GAVIN  
**SHARP**  
TIGHT END

**6-5 • 250 • Sophomore - 1L**  
**Leander, Texas**

### CAREER STATISTICS

Year	G-GS	Att.	Yds.	Avg.	TD	LG	Rec.	Yds.	Avg.	TD	LG
2018	12-8	0	0	0	0	0	16	114	7.1	0	36
2019	8-2	0	0	0	0	0	9	70	7.8	1	15
<b>Totals</b>	<b>20-10</b>	<b>0</b>	<b>0</b>	<b>0</b>	<b>0</b>	<b>0</b>	<b>25</b>	<b>184</b>	<b>7.4</b>	<b>1</b>	<b>36</b>

### 2019 GAME-BY-GAME

	Att.	Yds.	TD	Long	Rec.	Yds.	TD	Long
vs. UIW	0	0	0	0	3	18	1	10
at Baylor	0	0	0	0	0	0	0	0
vs. Army	0	0	0	0	3	23	0	12
at UNT	0	0	0	0	0	0	0	0
at UTEP	0	0	0	0	0	0	0	0
vs. UAB	0	0	0	0	0	0	0	0
vs. Rice	0	0	0	0	1	9	0	9
at TAMU	0	0	0	0	2	20	0	15
<b>Totals</b>	<b>0</b>	<b>0</b>	<b>0</b>	<b>0</b>	<b>9</b>	<b>70</b>	<b>1</b>	<b>15</b>

### 2018 GAME-BY-GAME

Opponent	Att.	Yds.	TD	Long	Rec.	Yds.	TD	Long
at Ariz. St.	0	0	0	0	1	4	0	4
vs. Baylor	0	0	0	0	1	5	0	5
at Kansas St.	0	0	0	0	0	0	0	0
vs. TXST	0	0	0	0	5	26	0	10
vs. UTEP	0	0	0	0	1	4	0	4
at Rice	0	0	0	0	1	0	0	0
vs. LA Tech	0	0	0	0	1	0	0	0
at USM	0	0	0	0	1	9	0	9
at UAB	0	0	0	0	2	42	0	36
vs. FIU	0	0	0	0	2	26	0	18
at Marshall	0	0	0	0	1	-2	0	0
vs. UNT	0	0	0	0	0	0	0	0
<b>Totals</b>	<b>0</b>	<b>0</b>	<b>0</b>	<b>0</b>	<b>16</b>	<b>114</b>	<b>0</b>	<b>36</b>



**44**  
DOMINIC  
**SHEPPARD**  
LINEBACKER

**6-2 • 245 • Junior - TR**  
**Miami, Fla.**

### CAREER STATISTICS

Year	Pos.	G-GS	Tackles	Sacks-Yds.	TFL-Yds.	FF	FR	PBU	QBH
2019	LB	2-0	1	0-0	0-0	0	0	0	0
<b>Totals</b>		<b>2-0</b>	<b>1</b>	<b>0-0</b>	<b>0-0</b>	<b>0</b>	<b>0</b>	<b>0</b>	<b>0</b>

### 2019 GAME-BY-GAME

Opponent	Tackles	Sacks	TFL-Y	FC	PBU	Int.	QBH
vs. UIW	DNP						
at Baylor	0	0-0	0-0	0	0	0	0
vs. Army	DNP						
at UNT	1	0-0	0-0	0	0	0	0
at UTEP	DNP						
vs. UAB	DNP						
vs. Rice	DNP						
at Texas A&M	DNP						
<b>Totals</b>	<b>1</b>	<b>0-0</b>	<b>0-0</b>	<b>0</b>	<b>0</b>	<b>0</b>	<b>0</b>



34

HALEN STEWARD

RUNNING BACK

5-11 • 240 • Senior - 3L St. Augustine, Fla.

CAREER STATISTICS

Table with columns: Year, G-GS, Att., Yds., Avg., TD, LG, Rec., Yds., Avg., TD, LG. Totals: 35-7, 5, 10, 2.0, 0, 6, 20, 3.3, 2, 7.

2019 GAME-BY-GAME

Table with columns: Opponent, Att., Yds., TD, Long, Rec., Yds., TD, Long. Totals: 0, 0, 0, 0, 0, 0, 0, 0.

2018 GAME-BY-GAME

Table with columns: Opponent, Att., Yds., TD, Long, Rec., Yds., TD, Long. Totals: 2, 9, 0, 8, 4, 14, 1, 7.

2017 GAME-BY-GAME

Table with columns: Opponent, Att., Yds., TD, Long, Rec., Yds., TD, Long. Totals: 0, 0, 0, 0, 0, 0, 0, 0.

2016 GAME-BY-GAME

Table with columns: Opponent, Att., Yds., TD, Long, Rec., Yds., TD, Long. Totals: 0, 0, 0, 0, 1, 5, 0, 5.



85

CARLOS STRICKLAND II

TIGHT END

6-4 • 230 • Junior - TR Dallas, Texas

CAREER STATISTICS

Table with columns: Year, G-GS, Att., Yds., Avg., TD, LG, Rec., Yds., Avg., TD, LG. Totals: 8-5, 0, 0, 0, 0, 22, 223, 10.5, 1, 35.

2019 GAME-BY-GAME

Table with columns: Opponent, Att., Yds., TD, Long, Rec., Yds., TD, Long. Totals: 0, 0, 0, 0, 22, 223, 1, 35.



32

DADRRIAN TAYLOR

SAFETY

5-11 • 180 • Sophomore - 1L Shiner, Texas

CAREER STATISTICS

Table with columns: Year, Pos., G-GS, Tackles, Sacks-Yds., TFL-Yds., FF, FR, PBU, QBH. Totals: 19-2, 19, 0-0, 0-0, 0, 0, 2, 0.

2019 GAME-BY-GAME

Table with columns: Opponent, Tackles, Sacks, TFL-Y, FC, PBU, Int., QBH. Totals: 7, 0-0, 0-0, 0, 0, 1, 0.

2018 GAME-BY-GAME

Table with columns: Opponent, Tackles, Sacks, TFL-Y, FC, PBU, Int., QBH. Totals: 0-0, 0-0, 0, 2, 0, 0.



17

VANCE VALLAIR

SAFETY

6-1 • 210 • Sophomore - 1L Beaumont, Texas

CAREER STATISTICS

Table with columns: Year, Pos., G-GS, Tackles, Sacks-Yds., TFL-Yds., FF, FR, PBU, QBH. Totals: 20-0, 5, 0-0, 1.0-1, 0, 0, 0, 0.

2019 GAME-BY-GAME

Table with columns: Opponent, Tackles, Sacks, TFL-Y, FC, PBU, Int., QBH. Totals: 2, 0-0, 1.0-1, 0, 0, 0, 0.

2018 GAME-BY-GAME

Table with columns: Opponent, Tackles, Sacks, TFL-Y, FC, PBU, Int., QBH. Totals: 3, 0-0, 0-0, 0, 0, 0, 0.





# 94

## SOLOMON WISE

DEFENSIVE END

6-4 • 245 • Junior - 1L  
Coppell, Texas

### CAREER STATISTICS

Year	Pos.	G-GS	Tackles	Sacks-Yds.	TFL-Yds.	FF	FR	PBU	QBH
2016	DE	11-0	5	0-0	0-0	0	0	0	0
2018	DE	4-0	5	0-0	2.0-2	0	0	0	0
2019	DE	7-0	2	1.0-7	0-0	0	0	1	0
<b>Totals</b>		<b>22-0</b>	<b>11</b>	<b>1.0-7</b>	<b>2.0-2</b>	<b>0</b>	<b>0</b>	<b>1</b>	<b>0</b>

### 2019 GAME-BY-GAME

Opponent	Tackles	Sacks	TFL-Y	FC	PBU	Int.	QBH
vs. UIW	1	0-0	0-0	0	0	0	0
at Baylor	0	0-0	0-0	0	0	0	0
vs. Army	DNP						
at UNT	0	0-0	0-0	0	0	0	0
at UTEP	1	1.0-7	1.0-7	0	0	0	0
vs. UAB	0	0-0	0-0	0	1	0	0
vs. Rice	0	0-0	0-0	0	0	0	0
at Texas A&M	0	0-0	0-0	0	0	0	0
<b>Totals</b>	<b>2</b>	<b>1.0-7</b>	<b>1.0-7</b>	<b>0</b>	<b>1</b>	<b>0</b>	<b>0</b>

### 2018 GAME-BY-GAME

Opponent	Tackles	Sacks	TFL-Y	FC	PBU	Int.	QBH
at Arizona State	2	0-0	1.0-1	0	0	0	0
at Kansas State	3	0-0	1.0-1	0	0	0	0
at Southern Miss	0	0-0	0-0	0	0	0	0
vs. North Texas	0	0-0	0-0	0	0	0	0
<b>Totals</b>	<b>5</b>	<b>0-0</b>	<b>2.0-2</b>	<b>0</b>	<b>0</b>	<b>0</b>	<b>0</b>

### 2016 GAME-BY-GAME

Opponent	Tackles	Sacks	TFL-Y	FC	PBU	Int.	QBH
at Colorado State	0	0-0	0-0	0	0	0	0
vs. Arizona State	1	0-0	0-0	0	0	0	0
at Old Dominion	0	0-0	0-0	0	0	0	0
at Rice	1	0-0	0-0	0	0	0	0
vs. UTEP	1	0-0	0-0	0	0	0	0
vs. North Texas	2	0-0	0-0	0	0	0	0
at Middle Tenn.	0	0-0	0-0	0	0	0	0
at LA Tech	0	0-0	0-0	0	0	0	0
at Texas A&M	0	0-0	0-0	0	0	0	0
vs. Charlotte	0	0-0	0-0	0	0	0	0
at New Mexico	0	0-0	0-0	0	0	0	0
<b>Totals</b>	<b>5</b>	<b>0-0</b>	<b>0-0</b>	<b>0</b>	<b>0</b>	<b>0</b>	<b>0</b>



# 3

## TARIQ WOOLEN

WIDE RECEIVER

6-5 • 210 • Sophomore - 1L  
Fort Worth, Texas

### CAREER STATISTICS

Year	G-GS	Att.	Yds.	Avg.	TD	LG	Rec.	Yds.	Avg.	TD	LG
2018	12-3	0	0	0	0	0	15	158	10.5	1	33
2019	7-3	0	0	0	0	0	9	105	11.7	0	25
<b>Totals</b>	<b>19-6</b>	<b>0</b>	<b>0</b>	<b>0</b>	<b>0</b>	<b>0</b>	<b>24</b>	<b>263</b>	<b>11.0</b>	<b>1</b>	<b>33</b>

### 2019 GAME-BY-GAME

	Att.	Yds.	TD	Long	Rec.	Yds.	TD	Long
vs. UIW	0	0	0	0	1	10	0	10
at Baylor	0	0	0	0	1	7	0	7
vs. Army	0	0	0	0	0	0	0	0
at UNT	0	0	0	0	1	25	0	25
at UTEP	0	0	0	0	2	16	0	8
vs. UAB	0	0	0	0	2	14	0	9
vs. Rice	0	0	0	0	2	33	0	19
at TAMU	DNP							
<b>Totals</b>	<b>0</b>	<b>0</b>	<b>0</b>	<b>0</b>	<b>9</b>	<b>105</b>	<b>0</b>	<b>25</b>

### 2018 GAME-BY-GAME

Opponent	Att.	Yds.	TD	Long	Rec.	Yds.	TD	Long
at Ariz. St.	0	0	0	0	3	51	0	33
vs. Baylor	0	0	0	0	1	7	0	7
at Kansas St.	0	0	0	0	1	6	0	6
vs. TXST	0	0	0	0	2	8	0	4
vs. UTEP	0	0	0	0	0	0	0	0
at Rice	0	0	0	0	1	23	0	23
vs. LA Tech	0	0	0	0	2	20	0	15
at USM	0	0	0	0	0	0	0	0
at UAB	0	0	0	0	0	0	0	0
vs. FIU	0	0	0	0	2	10	0	7
at Marshall	0	0	0	0	0	0	0	0
vs. UNT	0	0	0	0	3	33	1	15
<b>Totals</b>	<b>0</b>	<b>0</b>	<b>0</b>	<b>0</b>	<b>15</b>	<b>158</b>	<b>1</b>	<b>33</b>

# « 2019 UTSA STATISTICS »

## SCHEDULE/RESULTS

Date	Opponent	Result	Score	Record	Time	Attend
Aug. 31	UIW	W	35-7	1-0	3:14	2,6787
Sept. 7	at Baylor	L	4-63	1-1	3:16	40,274
Sept. 14	ARMY	L	13-31	1-2	3:08	30,718
Sept. 21	at North Texas *	L	3-45	1-3, 0-1	3:09	19,922
Oct. 05	at UTEP *	W	26-16	2-3, 1-1	3:06	13,876
Oct. 12	UAB *	L	14-33	2-4, 1-2	3:10	15,728
Oct. 19	RICE *	W	31-27	3-4, 2-2	3:02	17,657
Nov. 02	at Texas A&M	L	14-45	3-5	3:16	100,635

\*Conference USA game

TEAM STATISTICS	UTSA	OPP
SCORING	150	267
POINTS PER GAME	18.8	33.4
POINTS OFF TURNOVERS	20	45
FIRST DOWNS	137	176
RUSHING	70	84
PASSING	55	75
PENALTY	12	17
RUSHING YARDAGE	1,354	1,736
YARDS GAINED RUSHING	1,545	1,945
YARDS LOST RUSHING	191	209
RUSHING ATTEMPTS	302	303
AVERAGE PER RUSH	4.5	5.7
AVERAGE PER GAME	169.2	217.0
TDS RUSHING	12	20
PASSING YARDAGE	1,135	1,524
COMP-ATT-INT	130-228-7	123-198-4
AVERAGE PER PASS	5.0	7.7
AVERAGE PER CATCH	8.7	12.4
AVERAGE PER GAME	141.9	190.5
TDS PASSING	6	13
TOTAL OFFENSE	2,489	3,260
TOTAL PLAYS	530	501
AVERAGE PER PLAY	4.7	6.5
AVERAGE PER GAME	311.1	407.5
KICK RETURNS: #-YARDS	17-377	15-274
PUNT RETURNS: #-YARDS	13-40	10-154
INT RETURNS: #-YARDS	4-94	7-23
KICK RETURN AVERAGE	22.2	18.3
PUNT RETURN AVERAGE	3.1	15.4
INT RETURN AVERAGE	23.5	3.3
FUMBLES-LOST	13-7	10-6
PENALTIES-YARDS	58-537	43-389
AVERAGE PER GAME	67.1	48.6
PUNTS-YARDS	39-1,602	30-1,282
AVERAGE PER PUNT	41.1	42.7
NET PUNT AVERAGE	37.1	39.4
KICKOFFS-YARDS	32-1,899	49-2,982
AVERAGE PER KICK	59.3	60.9
NET KICK AVERAGE	41.4	40.9
TIME OF POSSESSION/GAME	29:11	30:49
3RD-DOWN CONVERSIONS	45/117	35/90
3RD-DOWN PCT	38%	39%
4TH-DOWN CONVERSIONS	10/22	5/12
4TH-DOWN PCT	45%	42%
SACKS BY-YARDS	16-106	20-89
MISC YARDS	0	0
TOUCHDOWNS SCORED	20	34
FIELD GOALS-ATTEMPTS	4-6	10-11
ON-SIDE KICKS	0-0	0-1
RED-ZONE SCORES	(18-21) 86%	(32-36) 89%
RED-ZONE TOUCHDOWNS	(15-21) 71%	(24-36) 67%
PAT-ATTEMPTS	(16-17) 94%	(33-33) 100%
ATTENDANCE	90,890	17,4707
GAMES/AVG PER GAME	4/22,722	4/43,677
NEUTRAL SITE GAMES		0/0

## RECORD BREAKDOWN

Overall	3-5
Conference USA	2-2
Non-conference	1-3
Home	2-2
Away	1-3
Day	2-3
Night	1-2
Indoor	2-2
Outdoor	1-3
Artificial surface	3-4
Natural grass	0-1
Win coin toss	1-1
Lose coin toss	1-5
Televised	3-5
Score first	2-1
Opponent scores first	1-4
Leading after 1st quarter	3-0
Trailing after 1st quarter	0-5
Tied after 1st quarter	0-0
Leading at half	2-0
Trailing at half	1-5
Tied at half	0-0
Leading after 3rd quarter	2-0
Trailing after 3rd quarter	0-4
Tied after 3rd quarter	1-0

## SCORE BY QUARTERS

	1st	2nd	3rd	4th	Total
UTSA	28	27	51	44	150
Opponents	51	75	77	64	267







# « 2019 UTSA INDIVIDUAL STATISTICS »

## Starters Summary

Offense	QB	TB	WR (X)	WR (Z)	TE	TE/FB	LT	LG	C	RG	RT
vs. UIW	Harris	McCormick	Woolen	Moorhead	Watson	Strickland	Shannon	Burford	Maka	Davis	Dunlop
at Baylor	Harris	McCormick	Cephus	Jones	Watson	Strickland	Shannon	Burford	Maka	Davis	Dunlop
vs. Army	Harris	McCormick	Cephus	Jones	Watson	Strickland	Shannon	Burford	Maka	Davis	Dunlop
at North Texas	Harris	McCormick	Cephus	Jones	Watson	Strickland	Shannon	Burford	Maka	Davis	Dunlop
at UTEP	Narcisse	McCormick	Woolen	Jones	Watson	Steward	Shannon	Pastucci	Maka	Davis	Dunlop
vs. UAB	Narcisse	McCormick	Woolen	Jones	Watson	Strickland	Shannon	Burford	Maka	Davis	Dunlop
vs. Rice	Narcisse	McCormick	Cephus	Jones	Sharp	Steward	Shannon	Burford	Maka	Davis	Dunlop
at Texas A&M	Narcisse	McCormick	Cephus	Griffin	Sharp	Strickland	Shannon	Burford	Maka	Davis	Dunlop
at Old Dominion											
vs. Southern Miss											
vs. Florida Atlantic											
at Louisiana Tech											
Defense	DE/DT	DT	DT	DE	LB (MIKE)	LB (WILL)	SS	WS	FS	CB	CB
vs. UIW	Carter-McLin	Haynes	Baker	Banks	McFarland	Martel	Wisdom	Harris	Austin III	Mayfield Jr.	Grady
at Baylor	Carter-McLin	Haynes	Baker	Banks	McFarland	Martel	Wisdom	Harris	Austin III	Mayfield Jr.	Grady
vs. Army	Newton	Haynes	Baker	Banks	McFarland	Martel	Wisdom	Harris	Austin III	Mayfield Jr.	Grady
at North Texas	Carter-McLin	Newton	Baker	Banks	McFarland	Martel	Wisdom	Harris	Austin III	Mayfield Jr.	Grady
at UTEP	Carter-McLin	Haynes	Baker	Banks	Martel	Harmanson	Wisdom	Harris	Austin III	Johnson	Grady
vs. UAB	Carter-McLin	Haynes	Baker	Banks	Martel	Harmanson	Wisdom	Harris	Austin III	Mayfield Jr.	Grady
vs. Rice	Carter-McLin	Haynes	Baker	Banks	Martel	Harmanson	Wisdom	Nwachuku	Austin III	Mayfield Jr.	Grady
at Texas A&M	Carter-McLin	Haynes	Baker	Banks	Martel	Harmanson	Wisdom	Nwachuku	Austin III	Mayfield Jr.	Grady
at Old Dominion											
vs. Southern Miss											
vs. Florida Atlantic											
at Louisiana Tech											

## Team Game Captains

**vs. UIW** — Jarrod Carter-McLin, Frank Harris, Andrew Martel  
**at Baylor** — Eric Banks, Dominic Pastucci, Treyvion Shannon, Leroy Watson  
**vs. Army** — Kevin Davis, Hunter Duplessis, SaVion Harris  
**at North Texas** — Baylen Baker, Lucas Dean, Carlos Strickland II  
**at UTEP** — Josh Dunlop, Cassius Grady, Kelechi Nwachuku  
**vs. UAB** — Jaylon Haynes, Sheldon Jones, Sincere McCormick

**vs. Rice** — Carl Austin III, Halen Steward, Dadrian Taylor  
**at Texas A&M** — DeQuarius Henry, Jarrett Preston, Lowell Narcisse

## « 2019 UTSA DEFENSIVE STATISTICS »

##	Player	GP	Tackles			TFL-Yds	Sacks	Pass Defense		Fumbles			Blkd	
			Solo	Ast	Total		No-Yds	Int-Yds	BU	Qbh	Rcv-Yds	FF	Kick	Saf
12	Andrew Martel	8	33	21	54	3.5-9	1.0-4		1	1		1		
25	Carl Austin III	8	34	13	47	3.0-4								
6	SaVion Harris	7	18	9	27			1-0	2					
39	Rashad Wisdom	8	17	10	27	4.5-32	2.0-8	1-34	1	1				
95	Jaylon Haynes	8	14	12	26	6.0-16	1.0-7		1	3	1-0			
28	Cassius Grady	8	23	3	26	2.0-7	1.0-6		5			1		
91	Jarrod Carter-McLin	8	14	11	25	6.0-29	2.0-13	1-2	1			1		
46	Trevor Harmanson	8	16	8	24	5.0-13					1-0			
45	DeQuarius Henry	8	17	4	21	6.5-38	3.5-26			1		1		
26	Corey Mayfield Jr.	8	10	6	16	1.0-2			4					
1	Kelechi Nwachuku	8	9	7	16				3					
99	Baylen Baker	8	8	6	14	2.0-3			1	1				
98	Lorenzo Dantzler	8	9	5	14	4.5-20	2.5-17			3				
42	Ladarian McFarland	8	8	6	14					2	1-0			
90	Eric Banks	8	9	4	13	2.5-20	2.0-18		2	1	1-0	1		
13	Jahmal Sam	8	9	2	11							1		
29	Clayton Johnson	8	8	2	10					1				
4	Antonio Parks	7	7	2	9							1		
50	Brandon Matterson	5	6	2	8	2.0-6						1		
32	Dadrian Taylor	7	6	1	7			1-58						
59	Clarence Hicks	8	6	1	7	3.0-5				2				
92	King Newton	4	2	5	7	0.5-1								
41	De'Marco Guidry	3	3	3	6					1	1-0			
47	Jarrett Preston	8	3	3	6									
38	Tyler Mahnke	8	3	1	4									
76	Kevin Nelson	8	4		4						1-0			
17	Vance Vallair	8	1	1	2	1.0-1								
94	Solomon Wise	7	2		2	1.0-7	1.0-7		1					
49	Trumane Bell II	8	2		2	1.0-4				2				
21	Ken Robinson	3	1		1									
55	Layton Garnett	3	1		1									
33	B.J. Daniels	8	1		1									
24	Deven Boston	4	1		1									
27	Teddrick McGhee	2	1		1									
52	Grant Merka	8		1	1									
37	Myles Benning	8	1		1									
58	Terrell Haynes	8	1		1									
61	Kevin Davis	8	1		1									
22	Brenden Brady	8	1		1									
44	Dominic Sheppard	2		1	1									
<b>Total</b>		<b>8</b>	<b>310</b>	<b>150</b>	<b>460</b>	<b>55-217</b>	<b>16-106</b>	<b>4-94</b>	<b>22</b>	<b>19</b>	<b>6-0</b>	<b>8</b>		
<b>Opponents</b>		<b>8</b>	<b>283</b>	<b>244</b>	<b>527</b>	<b>52.0-179</b>	<b>20-89</b>	<b>7-23</b>	<b>24</b>	<b>29</b>	<b>7-15</b>	<b>7</b>		





# « 2019 UTSA/OPPONENTS SUPERLATIVES »

## INDIVIDUAL

Rushes	22	Sincere McCormick at UTEP (Oct. 5)
Yards Rushing	189	Sincere McCormick at UTEP (Oct. 5)
TD Rushes	1	Brenden Brady vs UIW (Aug. 31)
		Deven Boston vs UIW (Aug. 31)
Long Rush	47	Sincere McCormick vs UIW (Aug. 31)
Pass attempts	36	Frank Harris vs UIW (Aug. 31)
	36	Lowell Narcisse at UNT (Sept. 21)
Pass completions	28	Frank Harris vs UIW (Aug. 31)
Yards Passing	212	Lowell Narcisse vs Rice (Oct. 19)
TD Passes	3	Frank Harris vs UIW (Aug. 31)
Long Pass	44	Lowell Narcisse at Texas A&M (Nov. 2)
Receptions	6	Sheldon Jones at UNT (Sept. 21)
		Carlos Strickland II vs Rice (Oct. 19)
Yards Receiving	86	Carlos Strickland II vs Rice (Oct. 19)
TD Receptions	1	Tykee Ogle-Kellogg vs UIW (Aug. 31)
		Carlos Strickland II vs UIW (Aug. 31)
		Gavin Sharp vs UIW (Aug. 31)
	1	Blaze Moorhead at UTEP (Oct. 5)
Long Reception	37	Leroy Watson vs. Army (Sept. 14)
TD Receptions	2	Zakhari Franklin vs Rice (Oct. 19)
Field Goals	2	Hunter Duplessis at UTEP (Oct. 5)
Long Field Goal	43	Hunter Duplessis at UTEP (Oct. 5)
Punts	8	Lucas Dean at Baylor (Sept. 7)
		Lucas Dean at Texas A&M (Nov. 2)
Punting Avg	43.8	Lucas Dean vs UAB (Oct. 12)
Long Punt	56	Lucas Dean at Baylor (Sept. 7)
Punts inside 20	3	Lucas Dean at Texas A&M (Nov. 2)
Long Punt Return	12	Sheldon Jones at UTEP (Oct. 5)
Long Kickoff Return	65	Brett Winnegan vs. Army (Sept. 14)
Tackles	10	Andrew Martel vs. Army (Sept. 14)
	10	Jarrold Carter-McLin vs. Army (Sept. 14)
	10	Andrew Martel at UNT (Sept. 21)
Sacks	2.0	Lorenzo Dantzler vs UIW (Aug. 31)
Tackles For Loss	3.5	DeQuarius Henry vs Rice (Oct. 19)
Interceptions	1	SaVion Harris vs UIW (Aug. 31)
		Jarrold Carter-McLin vs UAB (Oct. 12)
		Rashad Wisdom vs Rice (Oct. 19)
		Dadrian Taylor at Texas A&M (Nov. 2)

## TEAM

Rushes	48	at UTEP (Oct. 5)
Yards Rushing	320	at UTEP (Oct. 5)
Yards Per Rush	6.7	at UTEP (Oct. 5)
TD Rushes	2	vs UIW (Aug. 31)
	2	vs. Army (Sept. 14)
	2	at UTEP (Oct. 5)
Pass attempts	40	at UNT (Sept. 21)
Pass completions	28	vs UIW (Aug. 31)
Yards Passing	212	vs Rice (Oct. 19)
Yards Per Pass	7.3	vs Rice (Oct. 19)
TD Passes	3	vs UIW (Aug. 31)
Total Plays	84	vs UIW (Aug. 31)
Total Offense	490	vs UIW (Aug. 31)
Yards Per Play	6.1	vs Rice (Oct. 19)
Points	35	vs UIW (Aug. 31)
Sacks By	4	vs UIW (Aug. 31)
	4	at UTEP (Oct. 5)
First Downs	28	vs UIW (Aug. 31)
Penalties	13	vs UIW (Aug. 31)
Penalty Yards	145	vs UIW (Aug. 31)
Turnovers	4	at UNT (Sept. 21)
Interceptions By	1	vs UIW (Aug. 31)
		vs Rice (Oct. 19)
		vs UAB (Oct. 12)
		at Texas A&M (Nov. 2)
Punts	8	at Baylor (Sept. 7)
		at Texas A&M (Nov. 2)
Punting Avg	43.8	vs UAB (Oct. 12)
Long Punt	56	at Baylor (Sept. 7)
Punts inside 20	3	at Texas A&M (Nov. 2)
Long Punt Return	10	vs UIW (Aug. 31)

## OPPONENT INDIVIDUAL

Rushes	23	Jabari Laws, Army (Sept. 14)
Yards Rushing	217	Isaiah Spiller, Texas A&M (Nov. 2)
TD Rushes	3	Isaiah Spiller, Texas A&M (Nov. 2)
Long Rush	61	Qualan Jones, Baylor (Sept. 7)
Pass attempts	31	Jon Copeland, UIW (Aug. 31)
Pass completions	17	Tyler Johnston III, UAB (Oct. 12)
Yards Passing	294	Tyler Johnston III, UAB (Oct. 12)
TD Passes	3	Charlie Brewer, Baylor (Sept. 7)
Long Pass	67	Tyler Johnston III, UAB (Oct. 12)
Receptions	9	Tre'shon Wolf, UTEP (Oct. 5)
		Brad Rozner, Rice (Oct. 19)
		A. Trammell, Rice (Oct. 19)
Yards Receiving	167	Austin Watkins, UAB (Oct. 12)
TD Receptions	3	Denzel Mims, Baylor (Sept. 7)
Long Reception	67	Austin Watkins, UAB (Oct. 12)
Field Goals	4	Nick Vogel, UAB (Oct. 12)
Long Field Goal	45	Seth Small, at Texas A&M (Nov. 2)
Punts	8	Mitchell Crawford, UTEP (Oct. 5)
Punting Avg	58.0	Chris Barnes, Rice (Oct. 19)
Long Punt	66	Chris Barnes, Rice (Oct. 19)
Punts inside 20	3	David Balcomb, UIW (Aug. 31)
Long Punt Return	73	Grayland Arnold, Baylor (Oct. 5)
Long Kickoff Return	26	Jaden Smith, UIW (Aug. 31)
		John Lovett, Baylor (Sept. 7)
Tackles	10	Michael Lewis, UTEP (Oct. 5)
	10	Adrian Hynson, UTEP (Oct. 5)
Sacks	1.5	Clay Johnson, Baylor (Sept. 7)
Tackles For Loss	3.0	Kelechi Anyaleb, UIW (Aug. 31)
Interceptions	1	Kyle Covington, UIW (Aug. 31)
		Ashton Preston, UIW (Aug. 31)
		Cole Christiansen, Army (Sept. 14)
		Nick Harvey, UNT (Sept. 21)
		Makyle Sanders, UNT (Sept. 21)
		Naeem Smithy, Rice (Oct. 19)
		Erick Young, Texas A&M (Nov. 2)

## OPPONENT TEAM

Rushes	39	Baylor (Sept. 7)
Yards Rushing	368	Baylor (Sept. 7)
Yards Per Rush	9.4	Baylor (Sept. 7)
TD Rushes	5	Baylor (Sept. 7)
Pass attempts	33	UIW (Aug. 31)
Pass completions	20	Rice (Oct. 19)
		Texas A&M (Nov. 2)
Yards Passing	294	UAB (Oct. 12)
Yards Per Pass	11.3	UAB (Oct. 12)
TD Passes	3	Baylor (Sept. 7)
	3	UNT (Sept. 21)
Total Plays	70	UNT (Sept. 21)
Total Offense	546	Baylor (Sept. 7)
Yards Per Play	8.8	Baylor (Sept. 7)
Points	63	Baylor (Sept. 7)
Sacks By	5	Army (Sept. 14)
First Downs	26	UAB (Oct. 12)
Penalties	8	UTEP (Oct. 5)
Penalty Yards	75	UTEP (Oct. 5)
Turnovers	4	Rice (Oct. 19)
Interceptions By	2	UIW (Aug. 31)
	2	UNT (Sept. 21)
Punts	8	UTEP (Oct. 5)
Punting Avg	58.0	Rice (Oct. 19)
Long Punt	66	Rice (Oct. 19)
Punts inside 20	3	UIW (Aug. 31)
Long Punt Return	73	Baylor (Sept. 7)

# « 2019 UTSA MISCELLANEOUS STATISTICS »

## 2019 LONG PLAY CHART

Yards	Play Type	Player	Opponent
65	KR	Brett Winnegan	Army
58*	INT	Dadrian Taylor	Texas A&M
54*	Rush	Sincere McCormick	Baylor
51*	Rush	Sincere McCormick	UTEP
47	Rush	Sincere McCormick	UIW
44	Pass	Sincere McCormick from Lowell Narcisse	Texas A&M
42	Rush	Lowell Narcisse	North Texas
37	Pass	Leroy Watson from Frank Harris	Army
36*	Pass	Tykee Ogle-Kellogg from Frank Harris	UIW
35	Pass	Carlos Strickland II from Lowell Narcisse	UAB
35	KR	Jahmal Sam	Texas A&M
34*	INT	Rashad Wisdom	Rice
33	Pass	Sincere McCormick from Lowell Narcisse	Rice
32	Rush	Sincere McCormick	Rice
30	Rush	Sincere McCormick	Rush
26	KR	Brenden Brady	UAB
26	Pass	Carlos Strickland II from Lowell Narcisse	Rice
25	KR	B.J. Daniels	Rice
25	Pass	Tariq Woolen from Lowell Narcisse	North Texas
25	Rush	Lowell Narcisse	UAB
24	Rush	Sincere McCormick	UTEP
24	KR	Brenden Brady	UAB
24	Rush	Frank Harris	UIW
23	Rush	Sincere McCormick	UTEP
23	Rush	Sincere McCormick	UTEP
22	Pass	Rashad Wisdom from Lucas Dean	Army
22	Pass	Brenden Brady from Frank Harris	UIW
21	Rush	Lowell Narcisse	UTEP
21	KR	Jahmal Sam	Rice
21	KR	Brenden Brady	UAB
20	Pass	Zakhari Franklin from Jordan Weeks	Texas A&M
20	KR	Brenden Brady	UAB
20	Rush	Sincere McCormick	North Texas

\* touchdown scored on play

## LONG PLAYS BY THE NUMBERS

Long Plays By Yards	No.	TD
90-99	0	0
80-89	0	0
70-79	0	0
60-69	1	0
50-59	2	2
40-49	2	0
30-39	8	2
20-29	18	0

Long Plays By Type	No.	TD
Rushing	13	2
Passing	10	1
Punt returns	0	0
Kick returns	8	0
Interceptions	2	2
Fumble returns	0	0
<b>TOTAL</b>	<b>33</b>	<b>5</b>

## LONG PLAYS BY PLAYER

Player	No.	TD	R	P	KR	PR	IR	FR
Sincere McCormick	11	2	9	2	0	0	0	0
Brenden Brady	5	0	0	1	4	0	0	0
Lowell Narcisse	3	0	3	0	0	0	0	0
Jahmal Sam	2	0	0	0	2	0	0	0
Carlos Strickland II	2	0	0	2	0	0	0	0
Rashad Wisdom	2	1	0	1	0	0	1	0
Tykee Ogle-Kellogg	1	1	0	1	0	0	0	0
Dadrian Taylor	1	0	0	0	0	0	1	0
Zakhari Franklin	1	0	0	1	0	0	0	0
Frank Harris	1	0	1	0	0	0	0	0
Tariq Woolen	1	0	0	1	0	0	0	0
Leroy Watson	1	0	0	1	0	0	0	0
Brett Winnegan	1	0	0	0	1	0	0	0
B.J. Daniels	1	0	0	0	1	0	0	0
<b>TOTAL</b>	<b>33</b>	<b>5</b>	<b>13</b>	<b>10</b>	<b>8</b>	<b>0</b>	<b>2</b>	<b>0</b>

## LONGEST PLAYS

### Rushing

54 Sincere McCormick at Baylor (9/7/19)

### Rushing Touchdown

54 Sincere McCormick at Baylor (9/7/19)

### Passing

44 Sincere McCormick from Lowell Narcisse vs. Texas A&M (11/2/19)

### Passing Touchdown

36 Tykee Ogle-Kellogg from Frank Harris vs. UIW (8/31/19)

### Punt Return

12 Sheldon Jones at UTEP (10/5/19)

### Kick Return

65 Brett Winnegan vs. Army (9/14/19)

### Interception Return

58 Dadrian Taylor vs. Texas A&M (11/2/19)

### Fumble Return

-

### Punt

56 Lucas Dean at Baylor (9/7/19)

### Field Goal

43 Hunter Duplessis vs. UTEP (10/5/19)

# « 2019 GAME RECAPS »

## SATURDAY, AUG. 31, 2019 UTSA 35, UIW 7 SAN ANTONIO (ALAMODOME)

**SAN ANTONIO** — Making his first career start, quarterback Frank Harris passed for 206 yards and three touchdowns and ran for 123 yards, while UTSA held UIW to 209 yards of offense in a 35-7 victory in the Hometown Showdown presented by H-E-B on Saturday before 26,787 fans at the Alamodome.

The sophomore left-hander completed his first 13 passes — a school record for a debut — and finished 28 of 36 through the air in helping the Roadrunners improve to 7-2 all-time in season openers, including a perfect 3-0 at home. The Schertz Clemens High School product also set a new standard for rushing yards by a quarterback, eclipsing the previous mark of 102 set by Eric Soza in UTSA's inaugural game on Sept. 3, 2011.

Meanwhile, the defense created havoc all night long in limiting the Cardinals (0-1) to 209 total yards, including just 28 on the ground. UIW did not convert a third down in 10 tries and UTSA sacked quarterback Jon Copeland four times, including two by junior defensive end Lorenzo Dantzler.

Dantzler and SaVion Harris led a quintet of players who recorded four tackles, joining Cassius Grady, Andrew Martel and Dadrian Taylor. Harris, a junior safety, also had an interception and Grady, a senior cornerback, posted a pair of pass breakups and a tackle for loss.

<b>Attendance: 26,787</b>	<b>1</b>	<b>2</b>	<b>3</b>	<b>4</b>	<b>Final</b>
UIW (0-1, 0-0 Southland)	0	7	0	0	7
UTSA (1-0, 0-0 C-USA)	7	14	7	7	35

### SCORING SUMMARY

1st 09:18	UTSA	Carlos Strickland II 16 yd pass from Frank Harris (Hunter Duplessis kick)			
		5 plays, 40 yards, TOP 2:24			0-7
2nd 14:27	UTSA	Brenden Brady 10 yd run (Hunter Duplessis kick)			
		14 plays, 78 yards, TOP 7:10,			0-14
12:12	UIW	Ameer King 11 yd pass from Copeland, Jon (Mohr, Carson kick)			
		5 plays, 75 yards, TOP 2:15			7-14
07:38	UTSA	Deven Boston 6 yd run (Hunter Duplessis kick)			
		10 plays 65 yards, TOP 4:34			7-21
3rd 09:26	UTSA	Gavin Sharp 5 yd pass from Frank Harris (Hunter Duplessis kick)			
		7 plays, 59 yards, TOP 3:31			7-28
4th 09:53	UTSA	Tykee Ogle-Kellogg 36 yd pass from Frank Harris (Hunter Duplessis kick)			
		7 plays, 91 yards, TOP 3:36			7-35

	<b>UIW</b>	<b>UTSA</b>
FIRST DOWNS.....	14	28
RUSHES-YARDS (NET).....	20-28	47-284
PASSING YDS (NET).....	181	206
PASSES ATT-COMP-INT.....	33-15-1	37-28-2
TOTAL OFFENSE PLAYS-YARDS.....	53-209	84-490
FUMBLE RETURNS-YARDS.....	0-0	0-0
PUNT RETURNS-YARDS.....	0-0	3-11
KICKOFF RETURNS-YARDS.....	4-70	0-0
INTERCEPTION RETURNS-YARDS....	2-26	1-0
PUNTS (NUMBER-AVG).....	6-35.8	3-36.7
FUMBLES-LOST.....	0-0	1-0
PENALTIES-YARDS.....	5-55	13-145
POSSESSION TIME.....	19:58	40:02
THIRD-DOWN CONVERSIONS.....	0 OF 10	8 OF 14
FOURTH-DOWN CONVERSIONS.....	0 OF 3	2 OF 3
RED-ZONE SCORES-CHANCES.....	1-1	4-4
SACKS BY: NUMBER-YARDS.....	1-2	4-22

**RUSHING: UIW** - Kevin Brown 6-36-0, Keyondrick Phil 2-7-0, Ameer King 4-6-0, David Balcomb 1--4-0, Jon Geopeland 7--17-0. **UTSA** - Frank Harris 15-129-0, Sincere McCormick - 12-74-0, B.J. Daniels - 6-42-0, Brenden Brady 7-31-1, Deven Boston 4-11-1, Lowell Narcisse 2-8-0.

**PASSING: UIW** - Jon Copeland 15-31-1-181. **UTSA** - Frank Harris 28-36-1-206.

**RECEIVING: UIW** - Lamont Johnson 5-70-0, Ameer King 4-38-1, Kam Williams 4-25-0, Jaelin Campbell 1-45-0, Colby Anthony 1-3-0. **UTSA** - Brenden Brady 5-47-0, Sincere McCormick 5-18-0, Carlos Strickland 4-26-1, Blaze Moorhead 4-17-0, Gavin Sharp 3-18-1, Sheldon Jones 2-8-0, Tykee Ogle-Kellogg 1-36-1, Leroy Watson 1-12-0, Tariq Woolen 1-10-0, Zahari Franklin 1-7-0, Kirk Johnson Jr. 1-7-0.

**INTERCEPTIONS:** UIW-Preston, Asshton 1-20; Covington, Kyle 1-6. UTSA-SaVion Harris 1-0.



## SATURDAY, SEPT. 7, 2019 BAYLOR 63, UTSA 14 WACO, TEXAS (MCLANE STADIUM)

**WACO, Texas** — Sincere McCormick rushed for 87 yards and two touchdowns but Baylor piled up 546 yards of offense in a 63-14 win over UTSA on Saturday afternoon at McLane Stadium.

McCormick led the Roadrunners (1-1) ground game, which totaled 164 yards on the day. The true freshman from Converse Judson High School scored for the first time in his young career on a 2-yard plunge late in the third quarter. He then broke loose up the middle for a 54-yard dash early in the final stanza, the longest play from scrimmage by a Roadrunner since a 73-yard rush by Tyrell Clay against Rice on Oct. 21, 2017.

UTSA senior safety Carl Austin III registered a team-high six tackles, while SaVion Harris, LaDarrian McFarland and Jahmal Sam all posted five stops apiece.



<b>Attendance: 40, 274</b>	<b>1</b>	<b>2</b>	<b>3</b>	<b>4</b>	<b>Final</b>
UTSA (1-1, 0-0 C-USA)	0	0	7	7	14
Baylor (2-0, 0-0 Big12)	14	21	14	14	63

### SCORING SUMMARY

1st 08:22	BU	Denzel Mims 9 yd pass from Brewer, Charlie (John Mayers kick)			
		4 plays, 70 yards, TOP 1:23			0-7
00:43	BU	Charlie Brewer 5 yd run (Mayers, John kick)			
		9 plays, 79 yards, TOP 3:50			0-14
2nd 09:27	BU	Denzel Mims 30 yd pass from Brewer, Charlie (John Mayers kick)			
		8 plays, 72 yards, TOP 4:02			0-21
07:09	BU	Grayland Arnold 73 yd punt return (John Mayers kick)			
					0-28
01:30	BU	Denzel Mims 26 yd pass from Brewer, Charlie (John Mayers kick)			
		9 plays, 75 yards, TOP 4:06			0-35
3rd 11:25	BU	Gerry Bohanon 3 yd run (John Mayers kick)			
		8 plays, 70 yards, TOP 3:35			0-42
06:11	BU	JaMycal Hasty 1 yd run (John Mayers kick)			
		6 plays, 82 yards, TOP 2:50			0-49
00:03	UTSA	Sincere McCormick 2 yd run (Hunter Duplessis kick)			
		16 plays, 79 yards, TOP 6:08			7-49
4th 12:22	UTSA	Sincere McCormick 54 yd run (Hunter Duplessis kick)			
		4 plays, 65 yards, TOP 1:46			14-49
08:30	BU	Chris Platt 15 yd run (N. Rauschenberg kick)			
		2 plays, 16 yards, TOP 0:43			14-56
05:33	BU	Qualan Jones 61 yd run (N. Rauschenberg kick)			
		3 plays, 65 yards, TOP 1:37			14-63

	<b>UTSA</b>	<b>BU</b>
FIRST DOWNS.....	14	25
RUSHES-YARDS (NET).....	36-164	39-368
PASSING YDS (NET).....	102	178
PASSES ATT-COMP-INT.....	30-17-0	23-16-0
TOTAL OFFENSE PLAYS-YARDS.....	66-266	62-546
FUMBLE RETURNS-YARDS.....	0-0	0-0
PUNT RETURNS-YARDS.....	1-2	3-83
KICKOFF RETURNS-YARDS.....	2-37	2-51
INTERCEPTION RETURNS-YARDS....	0-0	0-0
PUNTS (NUMBER-AVG).....	8-43.0	3-43.7
FUMBLES-LOST.....	3-1	1-0
PENALTIES-YARDS.....	7-58	6-50
POSSESSION TIME.....	31:31	28:29
THIRD-DOWN CONVERSIONS.....	7 OF 18	6 OF 9
FOURTH-DOWN CONVERSIONS.....	2 OF 3	0 OF 0
RED-ZONE SCORES-CHANCES.....	1-1	5-5
SACKS BY: NUMBER-YARDS.....	1-2	3-10

**RUSHING: UTSA**-Sincere McCormick 12-87; Deven Boston 5-33; Brenden Brady 6-26; Lowell Narcisse 3-12; B.J. Daniels 1-3; Frank Harris 9-3. **Baylor**-Gerry Bohanon 7-93; Treستان Ebner 4-76; John Lovett 9-69; Qualan Jones 2-63; Abram Smith 3-21; JaMycal Hasty 7-18; Chris Platt 1-15; Charlie Brewer 4-10; Jonah White 1-2; Koby Bullard 1-1.

**PASSING: UTSA**-Frank Harris 15-24-0-93; Lowell Narcisse 2-6-0-9. **Baylor**-Charlie Brewer 12-16-0-163; Gerry Bohanon 4-7-0-15.

**RECEIVING: UTSA**-Tykee Ogle-Kellogg 4-15; Blaze Moorhead 3-21; Joshua Cephus 2-23; Carlos Strickland II 2-11; Sheldon Jones 2-10; Tariq Woolen 1-7; Zahari Franklin 1-6; Deven Boston 1-6; Dywan Griffin 1-3. **Baylor**-Denzel Mims 7-101; R.J. Sneed 3-40; JaMycal Hasty 2-8; Tyquan Thornton 1-16; John Lovett 1-13; Davis Baucum 1-2; Chris Platt 1-minus 2.

## « 2019 GAME RECAPS »

**SATURDAY, SEPT. 14, 2019**  
**ARMY 31, UTSA 13**  
**SAN ANTONIO (ALAMODOME)**

**SAN ANTONIO** — UTSA's Jarrod Carter-McLin and Andrew Martel posted 10 tackles apiece, but Army rushed for 340 yards in a 31-13 victory on Saturday afternoon in front of 30,718 fans at the Alamodome.

The Black Knights (2-1) completed the only two passes they attempted for just 18 yards and rode their ground game, which tallied 197 yards after halftime, in downing the Roadrunners (1-2) in the first meeting between the two programs.

Army quarterback Jabari Laws led the rushing attack with 137 yards and a touchdown on 23 carries, while Kell Walker added 80 yards on five rushes and Connor Slomka rushed for 58 on 17 totes.

UTSA quarterback Frank Harris threw for 187 yards on 23 of 31 passing, while Carlos Strickland II and Blaze Moorhead caught four passes apiece for 38 and 20 yards, respectively.



Attendance: 30,718	1	2	3	4	Final
Army (1-2)	10	0	7	14	31
UTSA (1-2)	0	0	7	6	13

### SCORING SUMMARY

1st	14:07	ARMY	Walker, Kell 26 yd run (Cooper, David kick) 3 plays, 75 yards, TOP 0:53	7 - 0
	10:41	ARMY	Cooper, David 40 yd field goal 5 plays, 16 yards, TOP 2:33	10 - 0
3rd	08:02	UTSA	Lowell Narcisse 2 yd run (Hunter Duplessis kick) 13 plays, 65 yards, TOP 6:58	10 - 7
	02:23	ARMY	Laws, Jabari 41 yd run (Cooper, David kick) 1 play, 41 yards, TOP 0:11	17 - 7
4th	10:43	ARMY	Walker, Kell 16 yd run (Cooper, David kick) 9 plays, 70 yards, TOP 4:31	24 - 7
	08:50	UTSA	Sincere McCormick 7 yd run (TEAM rush failed) 6 plays, 32 yards, TOP 1:53	24 - 13
	01:23	ARMY	Slomka, Connor 3 yd run (Cooper, David kick) 13 plays, 70 yards, TOP 7:27	31 - 13

	Army	UTSA
FIRST DOWNS.....	22	13
RUSHES-YARDS (NET).....	55-340	27-51
PASSING YDS (NET).....	18	209
PASSES ATT-COMP-INT.....	2-2-0	33-24-1
TOTAL OFFENSE PLAYS-YARDS.....	57-358	60-260
FUMBLE RETURNS-YARDS.....	1-15	0-0
PUNT RETURNS-YARDS.....	1-6	1-3
KICKOFF RETURNS-YARDS.....	0-0	3-100
INTERCEPTION RETURNS-YARDS.....	1-0	0-0
PUNTS (NUMBER-AVG).....	3-43.3	5-42.6
FUMBLES-LOST.....	3-2	3-2
PENALTIES-YARDS.....	5-30	7-54
POSSESSION TIME.....	30:33	29:27
THIRD-DOWN CONVERSIONS.....	5 OF 9	5 OF 13
FOURTH-DOWN CONVERSIONS.....	0 OF 0	2 OF 2
RED-ZONE SCORES-CHANCES.....	2-3	2-3
SACKS BY: NUMBER-YARDS.....	5-24	2-16

**RUSHING: ARMY**-Jabari Laws 23-137; Kell Walker 5-80; Connor Slomka 17-59; Artice Hobbs 7-54; Sandon McCoy; **TEAM** 1-minus 2. **UTSA**-Sincere McCormick 5-27; Deven Boston 3-16; Lowell Narcisse 2-7; Brenden Brady 2-4; Frank Harris 14-1; Sheldon Jones 1-minus 4.

**PASSING: ARMY**-Jabari Laws 2-2-0-18. **UTSA**-Frank Harris 23-31-1-187; Lowell Narcisse 0-1-0-0; Lucas Dean 1-1-0-22.

**RECEIVING: ARMY**-C. Harrison 1-12; Kjetil Cline 1-6. **UTSA**-Carlos Strickland II 4-38; Blaze Moorhead 4-20; Sincere McCormick 3-26; Gavin Sharp 3-23; Sheldon Jones 3-13; Joshua Cephus 2-16; Leroy Watson 1-37; Rashad Wisdom 1-22; Brenden Brady 1-7; Tykee Ogle-Kellogg 1-6; Deven Boston 1-1.

**SATURDAY, SEPT. 21, 2019**  
**NORTH TEXAS 45, UTSA 3**  
**DENTON, TEXAS (APOGEE STADIUM)**

**DENTON, Texas** — Lowell Narcisse came off the bench to register 222 yards of offense, but it was not enough in a 45-3 setback to North Texas in the Conference USA opener for both teams on Saturday night at Apogee Stadium.

The Mean Green (2-2, 1-0) took advantage of four turnovers by the Roadrunners (1-3, 0-1) and converted those into 28 points while piling up 501 yards of offense in the seventh all-time meeting between the two teams.

Playing in place of starting quarterback Frank Harris, who left with an injury on the second play of the game, Narcisse, a sophomore out of St. James, La., completed 16 passes for 124 yards and ran for a team-high 98 yards on 15 carries to pace the UTSA offense. Sincere McCormick added 62 yards on a season-best 16 attempts, while Sheldon Jones led all receivers with a career-high six catches for 41 yards.

Meanwhile, senior linebacker Andrew Martel led the defense with 10 tackles, including seven solo stops with one behind the line of scrimmage, for his second straight game with double-digit tackles. Carl Austin III added six tackles and LaDarian McFarland posted five.



Attendance: 19,922	1	2	3	4	Final
UTSA (1-3, 0-1)	0	3	0	0	3
North Texas (2-3, 1-0)	7	17	14	7	45

### SCORING SUMMARY

1st	11:43	UNT	Tre Siggers 1 yd run (Ethan Mooney kick), 6 plays, 42 yards, TOP 2:17	0-7
2nd	11:21	UNT	DeAndre Torrey 13 yd run (Ethan Mooney kick) 8 plays, 71 yards, TOP 3:28	0-14
	10:16	UNT	Tre Siggers 25 yd run (Ethan Mooney kick), 1 play, 25 yards, TOP 0:06	0-21
	00:26	UTSA	Hunter Duplessis 25 yd field goal 12 plays, 69 yards, TOP 3:33	3-21
	00:00	UNT	Ethan Mooney 31 yd field goal 4 plays, 61 yards, TOP 0:26	3-24
3rd	12:40	UNT	DeAndre Torrey 9 yd pass from Mason Fine (Ethan Mooney kick) 5 plays, 75 yards, TOP 2:20	3-31
	01:12	UNT	Jyaire Shorter 20 yd pass from Mason Fine (Ethan Mooney kick) 9 plays, 66 yards, TOP 3:45	3-38
4th	10:48	UNT	Jaelon Darden 3 yd pass from Jason Bean (Ethan Mooney kick) 8 plays, 51 yards, TOP 2:59	3-45

	UTSA	UNT
FIRST DOWNS.....	18	25
RUSHES-YARDS (NET).....	42-167	44-290
PASSING YDS (NET).....	128	211
PASSES ATT-COMP-INT.....	40-17-2	26-17-0
TOTAL OFFENSE PLAYS-YARDS.....	82-295	70-501
FUMBLE RETURNS-YARDS.....	0-0	0-0
PUNT RETURNS-YARDS.....	2-11	1-13
KICKOFF RETURNS-YARDS.....	2-26	0-0
INTERCEPTION RETURNS-YARDS.....	0-0	2-0
PUNTS (NUMBER-AVG).....	3-39.0	3-44.0
FUMBLES-LOST.....	2-2	1-0
PENALTIES-YARDS.....	1-15	4-38
POSSESSION TIME.....	30:12	29:48
THIRD-DOWN CONVERSIONS.....	6 OF 20	7 OF 14
FOURTH-DOWN CONVERSIONS.....	2 OF 7	0 OF 2
RED-ZONE SCORES-CHANCES.....	1-2	6-7
SACKS BY: NUMBER-YARDS.....	0-0	3-12

**RUSHING: UTSA**-Lowell Narcisse 15-98; Sincere McCormick 16-62; Brenden Brady 5-11; Deven Boston 2-0; Frank Harris 1-minus 1; Cordale Grundy 3-minus 3. **North Texas**-Tre Siggers 14-143; DeAndre Torrey 10-62; Jason Bean 3-34; Loren Easley 7-25; Nic Smith 6-17; Evan Johnson 4-14; **TEAM** 0-minus 5.

**PASSING: UTSA**-Lowell Narcisse 16-36-2-124; Cordale Grundy 1-4-0-4. **North Texas**-Mason Fine 15-22-0-195; Jason Bean 1-3-0-3; Austin Aune 1-1-0-13.

**RECEIVING: UTSA**-Sheldon Jones 6-41; Zakhari Franklin 3-17; Carlos Strickland II 2-10; Tariq Woolen 1-25; Brenden Brady 1-12; Kirk Johnson Jr. 1-8; Blaze Moorhead 1-8; Dywan Griffin 1-6; Sincere McCormick 1-1. **North Texas**-M. Lawrence 5-58; Jaelon Darden 4-27; DeAndre Torrey 3-60; Jyaire Shorter 1-20; Greg White 1-13; Deonte Simpson 1-12; D. Hair-Griffin 1-11; Kelvin Smith 1-10.

**INTERCEPTIONS: UTSA**-None. **North Texas**-Makyle Sanders 1-0; Nick Harvey 1-0.

**FUMBLES: UTSA**-Deven Boston 1-1; Lowell Narcisse 1-1. **North Texas** - Tre Siggers 1-0.



**SATURDAY, OCT. 5, 2019**  
**UTSA 26, UTEP 16**  
**EL PASO, TEXAS (SUN BOWL)**

**EL PASO** — Sincere McCormick broke UTSA's single-game rushing record and Lowell Narcisse also topped the century mark on the ground to help lead the Roadrunners to a 26-16 victory over UTSA in Conference USA action on Saturday night at the Sun Bowl.

McCormick rushed for 189 yards and a touchdown on 22 carries to eclipse the previous program standard of 186 set by Jarveon Williams in 2015 against Charlotte. The true freshman tailback from Converse Judson High School averaged 8.6 yards per carry and his 51-yard TD dash late in the fourth quarter helped seal the win for the Roadrunners (2-3, 1-1 C-USA), their third straight over the Miners (1-4, 0-2) and their fourth triumph in as many tries in El Paso.

Making his first career start, Narcisse, a sophomore quarterback out of St. James, La., rushed for 115 yards and a TD on 19 carries.

McCormick and Narcisse set the tone for the night, as UTSA gashed UTEP for 320 yards on the ground, just shy of the team single-game rushing mark of 357 posted in 2017 against Texas State.



<b>Attendance: 13,876</b>	<b>1</b>	<b>2</b>	<b>3</b>	<b>4</b>	<b>Final</b>
UTSA (2-3, 1-1)	7	3	6	10	26
UTEP (1-4, 0-2)	0	3	7	6	16

**SCORING SUMMARY**

1st	10:17	UTSA	Lowell Narcisse 9 yd run (Hunter Duplessis kick)	7-0
			7 plays, 63 yards, TOP 2:40	
2nd	09:44	UTSA	Hunter Duplessis 23 yd field goal	10-0
			16 plays, 59 yards, TOP 7:55	
	00:00	UTEP	BAECHLE, Gavin 37 yd field goal	10-3
			4 plays, 43 yards, TOP 0:36	
3rd	11:22	UTSA	Blaze Moorhead 18 yd pass from Lowell Narcisse (Lucas Dean pass failed)	16-3
			9 plays, 75 yards, TOP 3:38	
	01:26	UTEP	Treyvon Hughes 8 yd run (Gavin Baechle kick)	16-10
			5 plays, 55 yards, TOP 3:06	
4th	11:38	UTSA	Hunter Duplessis 43 yd field goal	19-10
			6 plays, 30 yards, TOP 2:30	
	04:02	UTSA	Sincere McCormick 51 yd run (Hunter Duplessis kick)	26-10
			6 plays, 78 yards, TOP 3:03	
	00:44	UTEP	Tre'shon Wolfe 2 yd pass from Brandon Jones (Brandon Jones pass failed)	26-16
			15 plays, 50 yards, TOP 3:18	

	UTSA	UTEP
FIRST DOWNS.....	19	20
RUSHES-YARDS (NET).....	48-320	30-99
PASSING YDS (NET).....	46	181
PASSES ATT-COMP-INT.....	14-6-0	31-16-0
TOTAL OFFENSE PLAYS-YARDS.....	62-366	61-280
FUMBLE RETURNS-YARDS.....	0-0	0-0
PUNT RETURNS-YARDS.....	2-10	1-8
KICKOFF RETURNS-YARDS.....	0-0	2-20
INTERCEPTION RETURNS-YARDS....	0-0	0-0
PUNTS (NUMBER-AVG).....	4-39.8	8-37.1
FUMBLES-LOST.....	0-0	0-0
PENALTIES-YARDS.....	9-77	8-75
POSSESSION TIME.....	28:46	31:14
THIRD-DOWN CONVERSIONS.....	4 OF 12	2 OF 12
FOURTH-DOWN CONVERSIONS.....	1 OF 2	2 OF 2
RED-ZONE SCORES-CHANCES.....	3-3	3-4
SACKS BY: NUMBER-YARDS.....	4-28	1-6

**RUSHING: UTSA**-Sincere McCormick 22-189; Lowell Narcisse 19-115; B.J. Daniels 4-15; Brenden Brady 2-4; TEAM 1-minus 3. **UTEP**-Treyvon Hughes 10-62; Josh Fields 4-25; Kai Locksley 13 17; Brandon Jones 3-minus 5.

**PASSING: UTSA**-Lowell Narcisse 6-14-0-46. **UTEP**-JONES, Brandon 14-22-0-140; Kai Locksley 2-8-0-41; TEAM 0-1-0-0.

**RECEIVING: UTSA**-Tariq Woolen 2-16; Blaze Moorhead 1-18; Sincere McCormick 1-7; Carlos Strickland II 1-3; Dywan Griffin 1-2. **UTEP**-Tre'shon Wolf 9-91; GARRETT, Justin Garrett 3-44; Reynaldo Flores 2-34; Jess Trussell 1-9; Jacob Cowing 1-3.

**SATURDAY, OCT. 12, 2019**  
**UAB 33, UTSA 14**  
**SAN ANTONIO, TEXAS (ALAMODOME)**

**SAN ANTONIO** — Lowell Narcisse ran for 89 yards and a touchdown, but UAB used a balanced offense and a stingy defense to hold off UTSA, 33-14, in Conference USA action on Saturday night at the Alamodome.

Narcisse carried 17 times to lead UTSA's rushing attack with 89 yards one week after rushing for 115. The sophomore quarterback now has 329 rushing yards and three scores on the season. A native of St. James, La., he threw for 94 yards on eight completions with two apiece to Carlos Strickland II (41 yards), Kirk Johnson Jr. (19 yards) and Tariq Woolen (14 yards).



<b>Attendance: 15,728</b>	<b>1</b>	<b>2</b>	<b>3</b>	<b>4</b>	<b>Final</b>
UAB (5-1, 2-1 C-USA)	3	13	7	10	33
UTSA (2-4, 1-2 C-USA)	0	7	7	0	14

**SCORING SUMMARY**

1st	09:51	UAB	VOGEL, Nick 31 yd field goal	3-0
			9 plays, 46 yards, TOP 3:50	
2nd	14:01	UAB	WATKINS, Austin 67 yd pass from JOHNSTON III, T (VOGEL, Nick kick)	10-0
			1 play, 67 yards, TOP 0:12	
	12:02	UTSA	Sincere McCormick 4 yd run (Hunter Duplessis kick)	10-7
			6 plays, 74 yards, TOP 1:59	
	05:38	UAB	VOGEL, Nick 31 yd field goal	13-7
			10 plays, 74 yards, TOP 6:24	
	00:13	UAB	VOGEL, Nick 23 yd field goal	16-7
			8 plays, 56 yards, TOP 3:51	
3rd	08:57	UTSA	Lowell Narcisse 4 yd run (Hunter Duplessis kick)	16-14
			8 plays, 50 yards, TOP 3:37	
	06:00	UAB	MITCHELL, Myron 25 yd pass from JOHNSTON III, T (VOGEL, Nick kick)	23-14
			6 plays, 73 yards, TOP 2:57	
4th	11:01	UAB	VOGEL, Nick 43 yd field goal	26-14
			12 plays, 66 yards, TOP 6:00	
	05:20	UAB	STANLEY, L. 5 yd run (VOGEL, Nick kick)	33-14
			7 plays, 57 yards, TOP 3:55	

	UAB	UTSA
FIRST DOWNS.....	26	12
RUSHES-YARDS (NET).....	41-198	36-126
PASSING YDS (NET).....	294	94
PASSES ATT-COMP-INT.....	26-17-1	20-8-0
TOTAL OFFENSE PLAYS-YARDS.....	67-492	56-220
FUMBLE RETURNS-YARDS.....	0-0	0-0
PUNT RETURNS-YARDS.....	2-19	1-0
KICKOFF RETURNS-YARDS.....	2-24	4-91
INTERCEPTION RETURNS-YARDS....	0-0	1-2
PUNTS (NUMBER-AVG).....	1-53.0	5-43.8
FUMBLES-LOST.....	2-1	2-2
PENALTIES-YARDS.....	6-68	9-78
POSSESSION TIME.....	36:06	23:54
THIRD-DOWN CONVERSIONS.....	2 OF 11	4 OF 13
FOURTH-DOWN CONVERSIONS.....	1 OF 2	0 OF 2
RED-ZONE SCORES-CHANCES.....	5-5	2-3
SACKS BY: NUMBER-YARDS.....	2-10	0-0

**RUSHING: UAB**-STANLEY, L. 13-92; BROWN JR., J. 9-62; Tyler Johnston III 11-30; Jonathan Haden 5-18; Dylan Hopkins 1-0; TEAM 2-minus 4. **UTSA**-Lowell Narcisse 17-89; Sincere McCormick 16-34; Dywan Griffin 1-7; TEAM 2-minus 4.

**PASSING: UAB**-Tyler Johnston III 17-26-1-294. **UTSA**-Lowell Narcisse 8-19-0-94; Sheldon Jones 0-1-0-0.

**RECEIVING: UAB**-WATKINS, Austin Watkins 6-167; Kendall Parham 6-82; Hayden Pittman 2-2; Myron Mitchell 1-25; M. Grossman 1-15; Thair Blakes 1-3. **UTSA**-Carlos Strickland II 2-41; Kirk Johnson Jr. 2-19; Tariq Woolen 2-14; Sincere McCormick 1-15; Sheldon Jones 1-5.

**INTERCEPTIONS: UAB**-None. **UTSA**-Jarrod Carter-McLain 1-2.

**FUMBLES: UAB**-L. Stanley 1-0; Tyler Johnston III 1-1. **UTSA**-Lowell Narcisse 2-2.

## « 2019 GAME RECAPS »

**SATURDAY, OCT. 19, 2019**  
**UAB 31, RICE 27**  
**SAN ANTONIO, TEXAS (ALAMODOME)**

**SAN ANTONIO** — Lowell Narcisse passed for 212 yards and two touchdowns and UTSA scored 24 points after halftime en route to a 31-27 victory over Rice in Conference USA action on Saturday night at the Alamodome.

The Roadrunners piled up 229 yards of offense in the second half and 361 for the game in running their record to 3-4 overall and 2-2 in conference with their fifth straight win against the Owls (0-7, 0-3).

Making his third start of the season, Narcisse completed 19 of 29 passes (65.5 percent) in posting his season high in passing yardage. The sophomore's favorite target was Carlos Strickland II, who hauled in six passes for a season-high 86 yards.

Meanwhile, Zakhari Franklin added four receptions for 26 yards and a school record-tying two TDs and Sincere McCormick had a pair of catches for 39 yards to go along with a team-high 94 rushing yards and a score.

<b>Attendance:</b> 17,657	1	2	3	4	<b>Final</b>
Rice (0-7, 0-3)	3	7	14	3	27
UTSA (3-4, 2-2)	7	0	17	7	31

**SCORING SUMMARY**

1st	06:03	RICE	Chris Barnes 31 yd field goal 13 plays, 71 yards, TOP: 7:23	0-3
	00:59	UTSA	Zakhari Franklin 8 yd pass from Lowell Narcisse 13 plays, 60 yards, TOP 5:04	Hunter Duplessis kick 7-3
2nd	00:16	RICE	August Pitre III 2 yd pass from Wiley Green 7 plays, 78 yards, TOP 3:49	Chris Barnes kick 10-7
3rd	14:50	UTSA	Rashad Wisdom 34 yd interception return	Lucas Dean pass intcpt 10-13
	12:33	RICE	Brad Rozner 19 yd pass from Tom Stewart 4 plays, 75 yards, TOP 2:17	Chris Barnes kick 17-13
	08:58	UTSA	Hunter Duplessis 34 yd field goal 11 plays, 58 yards, TOP 3:35	17-16
	03:09	RICE	Aston Walter 1 yd run 2 plays, 22 yards, TOP: 0:47	Chris Barnes kick 24-16
	00:49	UTSA	Sincere McCormick 6 yd run 6 plays, 75 yards, TOP 2:20	Sheldon Jones pass from Lowell Narcisse 24-24
4th	09:02	RICE	Chris Barnes 37 yd field goal 13 plays, 56 yards, TOP 6:47	27-24
	05:06	UTSA	Zakhari Franklin 8 yd pass from Lowell Narcisse 9 plays, 79 yards, TOP 3:56	Hunter Duplessis kick 31-27

	RICE	UTSA
FIRST DOWNS.....	21	19
RUSHES-YARDS (NET).....	35-146	30-149
PASSING YDS (NET).....	223	212
PASSES ATT-COMP-INT.....	29-20-1	29-19-1
TOTAL OFFENSE PLAYS-YARDS.....	64-369	59-361
FUMBLE RETURNS-YARDS.....	0-0	0-0
PUNT RETURNS-YARDS.....	0-0	0-0
KICKOFF RETURNS-YARDS.....	2-44	2-46
INTERCEPTION RETURNS-YARDS....	1-1	1-34
PUNTS (NUMBER-AVG).....	2-58.0	3-42.7
FUMBLES-LOST.....	3-3	0-0
PENALTIES-YARDS.....	4-31	6-61
POSSESSION TIME.....	34:44	25:16
THIRD-DOWN CONVERSIONS.....	9 OF 14	6 OF 11
FOURTH-DOWN CONVERSIONS.....	0 OF 1	0 OF 1
RED-ZONE SCORES-CHANCES.....	5-6	4-4
SACKS BY: NUMBER-YARDS.....	1-2	2-20

**RUSHING:** Rice-Aston Walter 18-109; JoVoni Johnson 2-25; Charlie Booker 4-6; Tom Stewart 9-6; TEAM 1-0; Wiley Green 1-0. **UTSA-**Sincere McCormick 14-94; Brenden Brady 7-34; Lowell Narcisse 7-32; TEAM 1-minus 2; Dadrion Taylor 1-minus 9.

**PASSING:** Rice-Wiley Green 11-18-1-135; Tom Stewart 9-11-0-88. **UTSA-**Lowell Narcisse 19-29-1-212.

**RECEIVING:** Rice-Brad Rozner 9-138; Austin Trammel 9-75; August Pitre III 2-10. **UTSA-**Carlos Strickland II 6-86; Zakhari Franklin 4-26; Sincere McCormick 2-39; Tariq Woolen 2-33; Sheldon Jones 2-15; Gavin Sharp 1-9; Brenden Brady 1-3; Dywan Griffin 1-1.

**INTERCEPTIONS:** Rice-Naem Smith 1-1. **UTSA-**Rashad Wisdom 1-34.

**FUMBLES:** Rice-Wiley Green 1-1; TEAM 1-1; Tom Stewart 1-1. **UTSA-**None.

**SATURDAY, NOV. 2, 2019**  
**TEXAS A&M 45, UTSA 14**  
**COLLEGE STATION, TEXAS (KYLE FIELD)**

**COLLEGE STATION, Texas** — Texas A&M used a balanced offense and a stingy second-half defense to top UTSA, 45-14, on Saturday before 100,635 fans at Kyle Field.

The Aggies (6-3) rushed for 267 yards, including an opponent-record 217 by Isaiah Spiller, and passed for 211 in winning for the second time in as many meetings with the Roadrunners (3-5). Texas A&M held UTSA to 231 yards of offense, surrendering just 75 after halftime.

Lowell Narcisse led the UTSA offense, rushing for 54 yards and a touchdown and passing for 90 yards. Zakhari Franklin hauled in four passes for a team-high 46 yards, while Sincere McCormick had two grabs for 43 yards to go along with 43 yards on the ground.

Defensively, Cassius Grady tallied a career-high nine tackles (seven solo), including a sack in the first quarter. Andrew Martel added seven stops, 1.5 tackles for loss and a sack, while Carl Austin III and Kelechi Nwachuku pitched in six tackles apiece.

<b>Attendance:</b> 100,635	1	2	3	4	<b>Final</b>
UTSA (3-5)	7	0	0	7	14
Texas A&M (6-3)	14	7	14	10	45

**SCORING SUMMARY**

1st	08:22	UTSA	Lowell Narcisse 2 yd run (Hunter Duplessis kick) 6 plays, 67 yards, TOP 2:37	7-0
	08:05	TAMU	Isaiah Spiller 60 yd run (Seth Small kick) 1 play, 60 yards, TOP 0:17	7-7
	02:03	TAMU	C Richardson 19 yd run (Seth Small kick) 9 plays, 63 yards, TOP 4:14	7-14
2nd	00:22	TAMU	J Wydermyer 7 yd pass from Kellen Mond (Seth Small kick) 4 plays, 42 yards, TOP 1:16	7-21
3rd	12:25	TAMU	Isaiah Spiller 50 yd run (Seth Small kick) 5 plays, 80 yards, TOP 2:35	7-28
	05:25	TAMU	Isaiah Spiller 8 yd run (Seth Small kick) 9 plays, 94 yards, TOP 4:50	7-35
4th	13:19	TAMU	Kellen Mond 1 yd run (Seth Small kick) 8 plays, 73 yards, TOP 3:32,	7-42
	09:03	TAMU	Seth Small 45 yd field goal 7 plays, 7 yards, TOP 3:03	7-45
	04:53	UTSA	Dadrion Taylor 58 yd interception return (Hunter Duplessis kick)	14-45

	UTSA	TAMU
FIRST DOWNS.....	14	23
RUSHES-YARDS (NET).....	36-93	40-267
PASSING YDS (NET).....	138	238
PASSES ATT-COMP-INT.....	25-11-1	28-20-1
TOTAL OFFENSE PLAYS-YARDS.....	61-231	68-505
FUMBLE RETURNS-YARDS.....	0-0	0-0
PUNT RETURNS-YARDS.....	3-3	2-25
KICKOFF RETURNS-YARDS.....	4-77	3-65
INTERCEPTION RETURNS-YARDS....	1-58	1-4
PUNTS (NUMBER-AVG).....	8-39.0	4-52.0
FUMBLES-LOST.....	2-0	0-0
PENALTIES-YARDS.....	6-49	5-42
POSSESSION TIME.....	24:17	35:43
THIRD-DOWN CONVERSIONS.....	5 OF 16	5 OF 12
FOURTH-DOWN CONVERSIONS.....	1 OF 2	2 OF 2
RED-ZONE SCORES-CHANCES.....	1-1	5-5
SACKS BY: NUMBER-YARDS.....	3-18	4-23

**RUSHING:** UTSA-Lowell Narcisse 15-54; Sincere McCormick 12-43; Brenden Brady 4-18; TEAM 1-minus 1; Jordan Weeks 4-minus 21. **Texas A&M-**Isaiah Spiller 20-217; C Richardson 7-35; Connor Blumrick 3-12; Zach Calzada 4-2; Kellen Mond 6-1.

**PASSING:** UTSA-Lowell Narcisse 7-14-0-90; Jordan Weeks 4-11-1-48. **Texas A&M-**Kellen Mond 16-21-0-211; Zach Calzada 4-7-1-27.

**RECEIVING:** UTSA-Zakhari Franklin 4-46; Sincere McCormick 2-43; Gavin Sharp 2-20; Carlos Strickland II 1-17; Dywan Griffin 1-10; Brenden Brady 1-2. **Texas A&M-**Jhamon Ausbon 5-90; J Wydermyer 4-52; Ainius Smith 3-31; Kendrick Rogers 3-31; Kam Brown 2-19; Isaiah Spiller 1-7; Caleb Chapman 1-6; Glenn Beal 1-2.

**INTERCEPTIONS:** UTSA-Dadrion Taylor 1-58. **Texas A&M-**Erick Young 1-minus 4.

**FUMBLES:** UTSA-Jordan Weeks 1-0; Kirk Johnson Jr. 1-0. **Texas A&M-**None.



# « MOVING UP THE CAREER CHARTS »

## PASSING

### Passing Touchdowns

1. Dalton Sturm	49	2014-17
2. Eric Soza	46	2011-13
3. Tucker Carter	5	2012-14
<b>Cordale Grundy</b>	<b>5</b>	<b>2018-19</b>
5. Blake Bogenschutz	4	2014-15
Jared Johnson	4	2016
- Frank Harris	3	2019

### Passing Yards

1. Eric Soza	6,952	2011-13
2. Dalton Sturm	5,768	2014-17
3. Tucker Carter	1,273	2012-14
4. Blake Bogenschutz	1,179	2014-15
5. <b>Cordale Grundy</b>	<b>993</b>	<b>2018-19</b>
- Lowell Narcisse	572	2019
- Frank Harris	486	2019

## RECEIVING

### Receiving Touchdowns

1. Kerry Thomas Jr.	17	2014-17
2. David Morgan II	8	2011, '13-15
Josh Stewart	8	2016-17
4. Cole Hubble	6	2011-14
Kenny Bias	6	2011-15
- Tykee Ogle-Kellog	4	2018-19

## SPECIAL TEAMS

### Kickoffs

1. Daniel Portillo	179	2014-17
2. Sean Ianno	157	2011-14
3. Josh Ward	38	2011-14
4. <b>Matthew Cluck</b>	<b>32</b>	<b>2019</b>
5. <b>Hunter Duplessis</b>	<b>29</b>	<b>2017-19</b>

### Touchbacks

1. Daniel Portillo	62	2014-17
2. Sean Ianno	49	2011-14
3. Josh Ward	29	2011-14
4. <b>Matthew Cluck</b>	<b>12</b>	<b>2019</b>
5. Victor Falcon	9	2015
6. <b>Hunter Duplessis</b>	<b>7</b>	<b>2017-19</b>

### Kickoff Returns

1. <b>Brett Winnegan (68-1,515)</b>	<b>68</b>	<b>2015-17, '19</b>
2. Kam Jones (43-989)	43	2011-14
3. Matt Guidry (44-1,034)	44	2016-18
4. Kenny Harrison (39-969)	39	2011-14
5. Derrick Dick (26-592)	26	2015

### Kickoff Return Yards

1. <b>Brett Winnegan</b>	<b>1,515</b>	<b>2015-17</b>
2. Matt Guidry	1,034	2016-18
3. Kam Jones	989	2011-14
4. Kenny Harrison	969	2011-14
5. Derrick Dick	592	2015

### Punts

1. Yannis Routsas	254	2015-18
2. Kristian Stern	172	2011-14
3. Josh Ward	61	2011-14
4. <b>Lucas Dean</b>	<b>39</b>	<b>2019</b>
5. Daniel Portillo	4	2012-17

### Punt Returns

1. Kenny Harrison	43	2011-14
2. JaBryce Taylor	21	2015-16
3. Derrick Dick	16	2015
4. Brady Jones	14	2015-17
5. Erik Brown	11	2011-12
<b>Sheldon Jones</b>	<b>11</b>	<b>2018-19</b>
- Kirk Johnson Jr.	6	2017-19

## DEFENSE

### Tackles For Loss

1. Marcus Davenport	38.0	2014-17
2. Kevin Strong Jr.	26.5	2015-18
3. Jason Neill	23.5	2011-12, '14-15
4. Josiah Tauaefa	22.5	2016-18
5. <b>Eric Banks</b>	<b>19.5</b>	<b>2016-19</b>
6. Nic Johnston	19.0	2011-14
Cody Rogers	19.0	2011-14

### Sacks

1. Marcus Davenport	22.0	2014-17
2. Jason Neill	14.0	2011-12, '14-15
3. Josiah Tauaefa	11.5	2016-18
4. Cody Rogers	9.0	2011-14
5. Robert Singletary	8.5	2012-14
- <b>DeQuarius Henry</b>	<b>7.5</b>	<b>2018-19</b>
<b>Eric Banks</b>	<b>6.5</b>	<b>2016-19</b>
<b>Lorenzo Dantzler</b>	<b>6.0</b>	<b>2017-19</b>

### Forced Fumbles

1. Triston Wade	8	2011-14
2. Nic Johnston	7	2011-14
3. Robert Singletary	6	2012-14
Marcus Davenport	6	2014-17
5. <b>Eric Banks</b>	<b>5</b>	<b>2016-19</b>

### Fumble Recoveries

1. Triston Wade	6	2011-14
2. Nic Johnston	4	2011-14
La'Kel Bass	4	2015-17
<b>Andrew Martel</b>	<b>4</b>	<b>2016-19.</b>
Crosby Adams III	3	2011-14
Brandon Reeves	3	2011-12
Marcellus Mack	3	2011-14

### Interceptions

1. Triston Wade	12	2011-14
2. Nate Gaines	8	2014-17
3. Michael Egwuagu	6	2012-16
Bennett Okotcha	6	2012-15
5. Crosby Adams III	4	2011-14
Nic Johnston	4	2011-14
Erik Brown	4	2011-12
<b>Clayton Johnson</b>	<b>4</b>	<b>2017-19</b>
<b>Cassius Grady</b>	<b>4</b>	<b>2018-19</b>

### Passes Defended

1. Triston Wade	35	2011-14
2. Bennett Okotcha	30	2012-15
3. Nate Gaines	21	2014-17
4. Michael Egwuagu	20	2012-16
5. Erik Brown	18	2011-12
- <b>Cassius Grady</b>	<b>14</b>	<b>2018-19</b>



# « **OPPONENT SINGLE-GAME RECORDS** »

## **TEAM**

**Points:** 69, Oklahoma State, 9/19/15  
**Touchdowns:** 9, Oklahoma State, 9/19/15; Louisiana Tech, 11/12/16  
**First Downs:** 33, Louisiana Tech, 11/3/12  
**Rushing Attempts:** 58, Rice, 10/13/12  
**Rushing Yards:** 419, UAB, 11/3/18  
**Rushing Touchdowns:** 5, Baylor, 9/7/19  
**Passing Completions:** 35, Oklahoma State, 9/7/13  
**Passing Attempts:** 50, UTEP, 10/3/15; Southern Miss, 10/8/16  
**Passing Yards:** 518, Oklahoma State, 9/7/13  
**Passing Touchdowns:** 6, Oklahoma State, 9/7/13  
**Total Plays:** 89, Southern Miss, 10/8/16  
**Total Offense:** 668, UAB, 11/3/18  
**Third-Down Conversions:** 12 (of 20), Rice, 11/8/14  
**Fourth-Down Conversions:** 4 (of 5), Charlotte, 11/14/15  
**Turnovers:** 6, Houston, 8/29/14  
**Tackles For Loss:** 15.0, Arizona State, 9/1/18  
**Sacks:** 9, Arizona State, 9/1/18  
**Forced Fumbles:** 4, San Jose State, 10/20/12; Oklahoma State, 9/19/15  
**Fumble Recoveries:** 5, San Jose State, 10/20/12; Oklahoma State, 9/19/15  
**Interceptions:** 4, (2x), last, FIU, 11/10/18  
**Passes Defended:** 10, Marshall, 10/5/13  
**Safeties:** 1, Sam Houston State, 10/1/11; Colorado State, 9/26/15  
**Extra Points:** 9 (of 9), Oklahoma State, 9/19/15; 9 (of 9), Louisiana Tech, 11/12/16  
**Field Goals:** 4, Arizona, 9/4/14; North Texas, 11/29/14; Southern Miss, 10/17/15; Arizona State, 9/16/16  
**Kickoffs:** 12, Oklahoma State, 9/19/15  
**Touchbacks:** 6 (4x), last, Arizona State, 9/1/18  
**Kickoff Returns:** 8 (4x), last, Southern Miss, 10/8/16  
**Kickoff Return Yards:** 155, San Jose State, 10/20/12  
**Punts:** 10 (2x), last, Northwestern Oklahoma State, 9/22/12  
**Punt Returns:** 6, Sam Houston State, 10/1/11  
**Punt Return Yards:** 102, Southern Utah, 9/17/11  
**Blocked Kicks:** 2, McMurry, 9/10/11  
**Penalties:** 15 (for 157), Louisiana Tech, 11/3/12

## **INDIVIDUAL**

**Points:** 18, Kenneth Dixon, Louisiana Tech, 11/3/12; Walter Dawn, UTEP, 10/22/16; Carlos Henderson, Louisiana Tech, 11/12/16  
**Touchdowns:** 3, 5 times, last Isaiah Spiller, Texas A&M, 11/2/19  
**Rushing Attempts:** 30, Nick Wilson, Arizona, 9/4/14; Jasen Oden, Colorado State, 9/26/15  
**Rushing Yards:** 217, Isaiah Spiller, Texas A&M, 11/2/19  
**Longest Rush:** 89 (TD), Ito Smith, Southern Miss, 10/7/17  
**Rushing Touchdowns:** 3, Kenneth Dixon, Louisiana Tech, 11/3/12; Isaiah Spiller, Texas A&M, 11/2/19  
**Passing Completions:** 34, Cody Stroud, McNeese State, 11/10/12  
**Passing Attempts:** 49, Ryan Metz, UTEP, 10/3/15  
**Passing Yards:** 387, Isiah Brady, Marshall, 11/17/18  
**Longest Passing Completion:** 85 (TD), Anu Solomon to Cayleb Jones, Arizona, 9/4/14  
**Passing Touchdowns:** 5, Brandon Doughty, WKU, 11/22/14  
**Total Offense:** 447, David Washington, Old Dominion, 11/7/15  
**Receptions:** 13, Darnell Smith, North Texas, 11/23/13; Trent Taylor, Louisiana Tech, 10/10/15  
**Receiving Touchdowns:** 3, Denzel Mims, Baylor, 9/7/19  
**Tackles:** 16, Derick Mathews, Houston, 8/29/14; Jared Tevis, Arizona, 9/4/14  
**Tackles For Loss:** 4.5, Larry Ogunjobi, Charlotte, 11/14/15; Myles Garrett, Texas A&M, 11/19/16  
**Sacks:** 4.5, Myles Garrett, Texas A&M, 11/19/16  
**Quarterback Hurries:** 2 (24x), last, Ty Tyler, Marquis Couch, Donyae Moody, K. Cumberland, Ryan Bee, Marshall, 11/17/18  
**Forced Fumbles:** 2 (3x), last Nick Gathrite, UTEP, 10/25/14  
**Fumble Recoveries:** 2, Bene Benwikere, San Jose State, 10/20/12; Deric Robertson, Oklahoma State, 9/19/15  
**Interceptions:** 2, Kenneth Jenkins, Sam Houston State, 10/1/11; Terrell Pinson, Louisiana Tech, 10/18/14  
**Longest Interception Return:** 96 (TD), William Jackson, Houston, 9/28/13  
**Interception Touchdowns:** 1 (9x), last, Rocky Jacques-Louis, FIU, 11/10/18  
**Passes Defended:** 4 (4x), last, Sage Lewis, FIU, 11/18/18  
**Extra Points:** 8 (of 8), Ben Grogan, Oklahoma State, 9/7/13 & 9/19/15; Jonathan Barnes, Louisiana Tech, 11/12/16  
**Field Goals:** 4 (5x), last Nick Vogel, UAB, 10/12/19  
**Longest Field Goal:** 54, Zane Gonzalez, Arizona State, 9/16/16  
**Kickoffs:** 10, Ben Grogan, Oklahoma State, 9/19/15; Jonathan Barnes, Louisiana Tech, 11/12/16  
**Touchbacks:** 9, Nick Vogel, UAB, 11/3/18  
**Kickoff Returns:** 7, Stanley Johnson, Bacone, 9/24/11  
**Kickoff Return Yards:** 155, Tyler Ervin, San Jose State, 10/20/12  
**Longest Kickoff Return:** 100 (TD), Autrey Golden, UTEP, 9/21/13  
**Punts:** 9 (3x), last, Trevor Vincent, Alabama State, 9/3/16  
**Longest Punt:** 74, Marcus Ripley, Texas State, 9/23/17  
**Punt Returns:** 5, Brandon Closner, Sam Houston State, 10/1/11  
**Punt Return Yards:** 103, Brady Measom, Southern Utah, 9/17/11  
**Longest Punt Return:** 73, Grayland Arnold, Baylor, 9/7/19  
**Blocked Kicks:** 1 (9x), last, Austin Orr, North Texas, 10/31/15

# « THE LAST TIME ... »

## **SURPASSED 500-YARDS TOTAL OFFENSE**

By UTSA 569 at Texas State (09/23/17)  
By Opp. 505, Texas A&M (11/2/19)

## **SURPASSED 600-YARDS TOTAL OFFENSE**

By UTSA N/A  
By Opp. 668, at UAB (11/03/18)

## **SCORED 50+ MORE POINTS**

By UTSA 51, vs. Southern (09/16/17)  
By Opp. 63, at Baylor (09/07/19)

## **TEAM RUSHED FOR 300 YARDS**

By UTSA 320, at UTEP (10/5/19)  
By Opp. 340, Army (9/14/19)

## **50+ RUSHES**

By UTSA 59, at Middle Tennessee (11/05/16)  
By Opp. 55, Army (9/14/19)

## **5+ RUSHING TDS**

By UTSA 5, at Middle Tennessee (11/05/16)  
By Opp. 5, at Baylor (09/07/19)

## **TEAM PASSED FOR 500 YARDS**

By UTSA N/A  
By Opp. 518, Oklahoma State (09/07/13)

## **100-YARD RUSHER**

By UTSA 189, Sincere McCormick; 115, Lowell Narcisse, at UTEP (10/5/19)  
By Opp. 217, Isaiah Spiller, Texas A&M (11/2/19)

## **TWO 100-YARD RUSHERS**

By UTSA Sincere McCormick (189) & Lowell Narcisse (115), at UTEP (10/5/19)  
By Opp. Damarcus Smith (137) & Jeffrey Wilson (127), North Texas (10/31/15)

## **THREE 100-YARD RUSHERS**

By UTSA N/A  
By Opp. N/A

## **200-YARD RUSHER**

By UTSA N/A  
By Opp. 217, Isaiah Spiller, Texas A&M (11/2/19)

## **50-YARD RUSH PLAY**

By UTSA 51, Sincere McCormick, at UTEP (10/5/19)  
By Opp. 53, Tre Siggers, UNT (09/21/19)

## **60-YARD RUSH PLAY**

By UTSA 73, Tyrell Clay vs. Rice (10/21/17)  
By Opp. 60, Isaiah Spiller, Texas A&M (11/2/19)

## **70-YARD RUSH PLAY**

By UTSA 73, Tyrell Clay vs. Rice (10/21/17)  
By Opp. 89, Ito Smith, Southern Miss (10/07/17)

## **80-YARD RUSH PLAY**

By UTSA 92, Jarveon Williams vs. Southern Miss (10/08/16)  
By Opp. 89, Ito Smith, Southern Miss (10/07/17)

## **90-YARD RUSH PLAY**

By UTSA 92 yards, Jarveon Williams vs. Southern Miss (10/08/16)  
By Opp. N/A

## **THREE RUSHING TDS**

By UTSA 3, Jarveon Williams at Middle Tennessee (11/05/16)  
By Opp. 3, Isaiah Spiller, Texas A&M (11/2/19)

## **300-YARD PASSER**

By UTSA 367, Dalton Sturm vs. Southern Miss (10/07/17)  
By Opp. 320, Mason Fine, North Texas (11/24/18)

## **400-YARD PASSER**

By UTSA N/A  
By Opp. N/A

## **SCORED ON OVER A 70-YARD PASS PLAY**

By UTSA 73 yards, Dalton Sturm to Kerry Thomas Jr. vs. Charlotte (11/26/16)  
By Opp. 72 yards, Alex Delton to Isiah Zuber, at Kansas State (09/15/18)

## **THREE OR MORE TD PASSES**

By UTSA 3, Frank Harris vs. UIW (8/31/19)  
By Opp. 3, Charlie Brewer, Baylor (09/08/18)

## **FOUR OR MORE TD PASSES**

By UTSA 4, Dalton Sturm vs. Southern U (09/16/17)  
By Opp. 4, Manny Wilkins, at Arizona State (9/1/18)

## **100-YARD RECEIVER**

By UTSA 186, Greg Campbell Jr., vs. North Texas (11/24/18)  
By Opp. 138, Brad Rozner, Rice (10/19/19)

## **200-YARD RECEIVER**

By UTSA N/A  
By Opp. N/A

## **100 YARDS RECEIVING BY TWO OR MORE PLAYERS**

By UTSA Greg Campbell Jr. (108) & Josh Stewart (101) vs. Southern Miss (10/7/17)  
By Opp. Tyre Brady (162) & Obi Obialo (103), at Marshall (11/17/18)

## **10 OR MORE RECEPTIONS**

By UTSA 11, Greg Campbell Jr. vs. North Texas (11/24/18)  
By Opp. 10, Zach Pascal, Old Dominion (11/07/15)

## **THREE OR MORE TD RECEPTIONS**

By UTSA N/A  
By Opp. 3, Denzel Mims, Baylor (09/07/19)

## **THREE FIELD GOALS**

By UTSA 3, Jared Sackett vs. UTEP (09/29/18)  
By Opp. 3, Justin Rohrwasser, at Marshall (11/17/18)

## **FOUR FIELD GOALS**

By UTSA 4, Sean Ianno vs. Southern Miss (11/13/14)  
By Opp. 4, Nick Vogel, UAB (10/12/19)

## **50+ YARD FIELD GOAL**

By UTSA 51, Jared Sackett vs. UTEP (09/29/15)  
By Opp. 51, Nick Vogel, UAB, (11/03/18)

## **MADE 15+ TACKLES**

By UTSA 15, Josiah Tauaefa at Old Dominion (09/24/16)  
By Opp. 16, Malik Grant, Marshall (11/18/17)  
15, C.J. Reavi, Marshall (11/17/18)

## **TEAM INTERCEPTED THREE PASSES**

By UTSA 3, vs Southern (09/16/17)  
By Opp. 4, vs. FIU (11/10/18)

## **BLOCKED KICK (PUNT/FG/PAT) RETURNED FOR SCORE**

By UTSA [FG] Michael Egwaugu [82-yard return]  
(blocked by Kevin Strong Jr.), at Louisiana Tech (11/12/16)  
By Opp. [PUNT] Markell Rice [8-yard return]  
(blocked by Chris Williams), McMurry (09/10/11)

## **BLOCKED FIELD GOAL**

By UTSA Tariq Woolen, at Marshall (11/17/18)  
By Opp. Greg Roberts, at Baylor (09/09/17)

## **BLOCKED POINT AFTER TOUCHDOWN**

By UTSA Kevin Strong Jr. at New Mexico (12/17/16)  
By Opp. Austin Orr, North Texas (10/31/15)

## **SCORED A SAFETY**

By UTSA vs. Texas State (09/22/18)  
By Opp. Colorado State (09/26/15)

## **PUNT RETURNED FOR TD**

By UTSA Kenny Harrison (79 yards) vs. Texas State (11/24/12)  
By Opp. Grayland Arnold (73 yards) at Baylor (09/07/19)

## **INTERCEPTION RETURNED FOR TD**

By UTSA Dadrion Taylor (54 yards), at Texas A&M (11/2/19)  
By Opp. Shannon Forman (25 yards), at Arizona State (09/01/18)

## **FUMBLE RETURNED FOR TD**

By UTSA Lorenzo Dantzler (27 yards) vs. Texas State (09/22/18)  
By Opp. Juwan Foggie (3 yards), Charlotte (11/26/16)

## **60+ YARD PUNT**

By UTSA 63, Yannis Routsas, vs. Baylor (09/08/18)  
By Opp. 62, Michael Sleep-Dalton, at Arizona State (09/01/18)

## **70+ YARD PUNT**

By UTSA N/A  
By Opp. 74, Marcus Ripley, Texas State (09/23/17)

## **RECORDED 20 OR MORE FIRST DOWNS**

By UTSA 28, vs. UIW (08/31/19)  
By Opp. 23, Texas A&M (11/2/19)

## **RECORDED 30 OR MORE FIRST DOWNS**

By UTSA 31, at North Texas (10/31/15)  
By Opp. 31, Southern Miss (11/08/16)

## **LIMITED OPPONENT TO LESS THAN 100 YARDS RUSHING**

By UTSA 99, at UTEP (10/5/19)  
By Opp. -26, at Marshall (11/17/18)

## **LIMITED OPPONENT TO LESS THAN 100 YARDS PASSING**

By UTSA 65, vs. Southern (09/16/17)  
By Opp. 18, Army (9/14/19)

## **PLAYED AN OVERTIME GAME**

5 OT, vs. UTEP (10/22/16) [note: longest game in Conference USA history]