



# WOMEN'S BASKETBALL

## 2019-20 Game Notes

SID: Kylie Magar, Assistant Director of Athletic Communications • kmagar@fau.edu • C: 425-647-9584

FAU • Department of Athletics • 777 Glades Rd • Boca Raton, FL 33431

### Game Information

Date..... Wednesday, Feb. 26, 2020  
Time..... 6:30 p.m.  
Location..... Norfolk, Va.  
Arena..... Chartway Arena  
TV..... CUSA.TV  
Online..... CUSA.TV  
Radio..... youtube.com/fauathletics  
Radio PxB..... Max Ziffer  
Stats..... odusports.com  
Twitter..... @FAU\_WBB  
Instagram..... @FAU\_WBB

### Series History

Overall.....0-9  
Home.....0-4  
Away.....0-4  
Neutral.....0-1  
Streak.....ODU, 9 games  
Last Meeting Score.....L, 75-63  
LM Location..... Boca Raton, Fla.  
LM Date..... Jan. 25, 2020

**Game**  
**27**

### FAU at Old Dominion

#### Florida Atlantic

Record: 12-14 (6-9 C-USA)  
H: 8-7 | A: 4-7



**Last game:** L, 69-56 vs. WKU  
Feb. 22

**Head coach:** Jim Jabir  
(Nazareth, '84)

**Overall:** 502-432 (32nd season)  
**At FAU:** 30-54 (third season)

#### Old Dominion

Record: 23-4 (13-2 C-USA)  
H: 13-0 | A: 9-4



**Last game:** W, 64-54 vs. Marshall  
Feb. 22

**Head coach:** Nikki McCray-Penson  
(Tennessee, '95)

**Overall:** 52-38 (third season)  
**At ODU:** Same

### 2019-20 SCHEDULE

Date	Opponent	Time/Result
11/2	vs. Nova Southeastern (Exh.)	W, 91-65
11/7	at Iowa	L, 85-53
11/14	at Hampton	W, 64-63
11/16	at Richmond	L, 57-55
11/19	vs. Siena	W, 83-39
11/21	vs. Little Rock	W, 79-72
11/24	at Western Michigan	W, 80-79
11/29	vs. Loyola Maryland <sup>^</sup>	W, 72-61
11/30	vs. Kansas <sup>^</sup>	L, 90-60
12/15	vs. Central Connecticut State	W, 72-54
12/20	vs. Furman <sup>#</sup>	L, 69-63
12/21	vs. Harvard <sup>#</sup>	L, 65-51
1/2	at UTSA*	W, 80-53
1/4	at UTEP*	L, 96-65
1/9	vs. Rice*	L, 78-69
1/11	vs. North Texas*	W (2OT), 84-78
1/16	at Middle Tennessee*	L, 81-66
1/18	at UAB*	L, 92-73
1/23	vs. Charlotte*	W, 65-44
1/25	vs. Old Dominion*	L, 75-63
1/30	at WKU*	L, 68-59
2/1	at Marshall*	L, 85-75
2/8	at FIU*	W (OT), 64-61
2/13	vs. Southern Miss*	L, 71-67
2/15	vs. Louisiana Tech*	W, 77-75
2/20	vs. FIU*	W, 54-42
2/22	vs. WKU*	L, 69-56
2/26	at Old Dominion*	6:30 PM
3/5	at Southern Miss*	7 PM
3/7	vs. Marshall*	2 PM

Home games in bold  
\*Conference USA game  
<sup>^</sup>FAU Thanksgiving Tourney  
<sup>#</sup>FAU Holiday Classic

All times EST

### About the Owls

- FAU fell to WKU by a score of 69-56 on Saturday in the first of four bonus games to round out the regular season. The Owls cut the lead to three points coming out of the locker room, but that is as close as FAU would get to knocking off the Hilltoppers
- The Owls will look to defeat Old Dominion for the first time in school history. FAU is 0-9 against ODU, a team that is undefeated at home going 13-0 at Chartway Arena
- FAU is tied for eighth in the Conference USA standings
- Crystal Primm** leads the Owls, as she scores 15.7 points per game and pulls down 7.7 rebounds per game. **Lotta Vehka-Aho** follows with 12.6 points per game and leads the team in assists (62). **Juliette Gauthier** is the third Owl averaging double digits in scoring with 10.8 points and pulls down 7.3 boards per game

### Last Time Out

- The Owls dropped the first of four bonus games, as FAU was fell to WKU, 69-56
- FAU went on an 11-0 scoring drive at the end of the second quarter, which extended into the beginning of the third frame. The Owls were able to cut the WKU lead to three points, but FAU was unable to get closer
- Juliette Gauthier** had her best game of conference play by leading the Owls with 20 points and 11 boards, while playing all 40 minutes of the contest. Her performance marked the sophomore's sixth double-double of the season
- Crystal Primm** followed with 17 points and eight boards, just shy of a double-double. **Primm** also tallied three assists and a steal
- Tanya Gordon** pulled down a career-high seven rebounds to add to four points and two steals
- The Owls delivered a season-high 92.3 percent free throw percentage after making 12-13 shots from the charity strike


### Series History

- Wednesday night marks the 10th meeting between the two teams, as well as the second straight year both have squared off more than twice in a season
- FAU's first game against Old Dominion took place on Jan. 18, 2014, which coincided with the Owls' first year in Conference USA. The Owls dropped that meeting, 80-44 in Norfolk, Va.

### Last Starting Five



#00  
Astou Gave



#1  
Crystal Primm



#10  
Glenisha Harkless



#11  
Juliette Gauthier



#23  
Tanya Gordon

GP/GS: 25/23	GP/GS: 26/26	GP/GS: 20/9	GP/GS: 26/26	GP/GS: 24/2
PPG: 9.0	PPG: 15.7	PPG: 3.0	PPG: 10.8	PPG: 4.6
RPG: 5.8	RPG: 7.7	RPG: 2.1	RPG: 7.3	RPG: 2.8
APG: 1.0	APG: 1.6	APG: 1.5	APG: 1.5	APG: 0.5
MPG: 20.5	MPG: 31.8	MPG: 18.9	MPG: 33.2	MPG: 11.6



# GAME NOTES

## Miscellaneous Stats

### Largest Non-Conference Win

Under Jabir: 44 points, vs. Siena (11/19/19)  
2019-20: Same

### Largest Conference Win

Under Jabir: 34 points, at UTSA (1/25/18)  
2019-20: 27 points, at UTSA (1/2/20)

### Largest Loss

Under Jabir: 43 points at Tulane (11/28/18)  
2019-20: 32 points at Iowa (11/7/19)

### Largest Halftime Lead

FAU ..... 37 points: 54-17 vs. Siena  
Opponent ..... 22 points: 47-25 at UTEP, & at 55-33 at UAB

### Points in a Half

FAU  
Most: 54 points, vs. Siena  
Least: 19 points, at Richmond

### Opponent

Most: 55 points, UAB  
Least: 17 points, Siena

### Quarters

FAU  
Highest Points Total ..... 30, vs. Louisiana Tech  
Lowest Points Total ..... 6, vs. FIU  
Highest FG Percentage ..... 76.92 vs. Louisiana Tech  
Lowest FG Percentage ..... 8.3, vs. Old Dominion & Southern Miss

### Opponent

Highest Points Total ..... 33, UAB  
Lowest Points Total ..... 3, Siena  
Highest FG Percentage ..... 80.0, Old Dominion  
Lowest FG Percentage ..... 7.7, Siena

### Team Season Highs

Points ..... 84, vs. North Texas  
FG% ..... 52.8, vs. Louisiana Tech  
FGs made ..... 32, at UTSA  
3-point FG% ..... 47.8, vs. Siena  
3-point FGs made ..... 11, vs. Siena  
FT% ..... 92.3, vs. WKU  
FTs made ..... 27, vs. Little Rock  
FTs attempted ..... 34, at FIU  
Rebounds ..... 58, vs. North Texas  
Assists ..... 20, at UTSA  
Steals ..... 18 vs. Rice  
Blocks ..... 8, vs. North Texas

### Team Season Lows

Points ..... 51, vs. Harvard  
FG% ..... 22.4, at Iowa  
3-point FG% ..... 18.2, vs. Old Dominion  
FT% ..... 46.2, vs. FIU  
Rebounds ..... 23, vs. Southern Miss  
Turnovers ..... 32, at Hampton

## Stat Comparison

FAU	ODU
67.3	66.6
69.3	54.6
.392	.410
.397	.348
.296	.321
6.9	6.5
.729	.605
38.2	42.1
11.5	11.3
19.9	13.8
-2.2	1.0
7.8	7.9
2.7	3.7

- The Owls have never beaten the Monarchs, currently holding an 0-9 record
- FAU fell to ODU at home, 75-63 on Jan. 25. The game was tied at 23 points after the first quarter, but FAU was unable to match the Monarchs' hot shooting from the floor in the second quarter, shooting 8.33 percent compared to ODU's 80 percent. **Juliette Gauthier** led the Owls with 17 points, six boards and four assists. **Lotta Vehka-Aho** logged 13 points, while **Crystal Primm** tallied a double-double with 13 points and 11 boards. **Astou Gaye** put up 10 points and four boards

### Scouting Old Dominion

- Old Dominion was tabbed to finish fifth in the 2019-20 C-USA Preseason Poll, as voted on by the league's head coaches
- The Monarchs lead the conference with 13 wins and hold the tiebreaker over Rice
- ODU is the only team in the conference with four players averaging double digits in scoring
- Taylor Edwards** leads the Monarchs with 12.1 points per game and 92 assists
- Victoria Morris** follows with 11.3 points per game, while **Ajah Wayne** produces 11.1 PPG and 6.9 RBG
- Amari Young** averages 10.6 PPG and leads the team in rebounds by pulling down 8.4 boards per game. **Young** also leads the team with 62 steals

### The Big 500

- Head coach Jim Jabir earned his 500th career win in a 64-61 overtime victory over FIU on Feb. 8
- Jabir became the 74th women's collegiate basketball coach to achieve 500 wins
- Coach Jabir is also one of 36 active DI women's basketball coaches with 500 or more wins

### Veteran Leadership

- Crystal Primm**, assistant coach Terry Primm's daughter, is back home in South Florida, joining the Owls this year as a graduate transfer
- Started all 32 games last season at Auburn, averaging 10.4 points and 3.5 rebounds per game
- Never had a double-double in college until this season, where she has had eight
- Achieved a career-high 31 points vs. Little Rock and career-high 14 rebounds at FIU
- Leads the team in points per game (15.7 PPG) and rebounds per game (7.7 RBG)
- In C-USA, **Primm** is sixth in points and tied for eighth in rebounds. The graduate student is also second in free throws made (126), which is ranked 23rd in the NCAA. She has attempted the fifth most free throws in the nation (191), which leads C-USA
- Averages 16.7 PPG and 8.1 RBG in Conference USA play

### Freshman Power

- Lotta Vehka-Aho** has started in each game she has appeared in this season. The freshman cashed in on a buzzer-beater to elevate the Owls to a 64-63 victory at Hampton (11/14) and later followed that up with a game-tying layup against North Texas (1/11) to send the game into a second overtime period and eventually an 84-78 win
- Vehka-Aho** is seventh in free throw percentage (.830), as well as 14th in steals per game (1.6) in C-USA. She is one of four freshmen in the top-20 in scoring in the conference, coming in at No. 18 with a 12.6 average
- With 302 points on the year, she is 48 points away from breaking the FAU freshman scoring record, which is held by Amanda Whitney, who totaled 349 points in 1993-94
- Vehka-Aho** has played six games in full, including playing all 50 minutes in the double overtime win over UNI and all 45 in the FIU overtime win

### Difference Maker

- Astou Gaye** is averaging 10.2 points and 6.1 rebounds per game in C-USA play
- With 5.8 rebounds per game, **Gaye** is 19th in C-USA
- Sits at 10th in the conference in blocks, averaging 0.9 per game
- Most accurate three-point shooter on the team with a 36.4 shooting percentage from beyond the arc, which is the seventh best in C-USA
- Had a highlight-reel game at Middle Tennessee, as she recorded a double-double with a career-high 24 points and 16 rebounds
- The forward has reached double digits

## Situational Records

	Under Jabir	2019-20
At home .....	21-25	8-7
On the road .....	9-27	4-7
In overtime .....	3-1	2-0

On Mondays .....	1-0	0-0
On Tuesdays .....	1-1	1-0
On Wednesdays .....	0-8	0-0
On Thursdays .....	6-16	4-5
On Fridays .....	7-3	1-1
On Saturdays .....	9-24	4-7
On Sundays .....	6-2	2-0

In November .....	9-11	5-3
In December .....	6-9	1-2
In January .....	8-15	3-6
In February .....	6-13	3-3
In March .....	1-5	0-0

When leading after the first quarter .....	23-12	9-3
When trailing after the first quarter .....	6-41	3-10
When tied after the first quarter .....	1-1	0-1

When leading at halftime .....	23-9	8-1
When trailing at halftime .....	6-45	4-13
When tied at halftime .....	1-0	0-0

When leading after the third quarter .....	24-4	7-0
When trailing after the third quarter .....	5-50	3-14
When tied after the third quarter .....	0-0	0-0

When leading with five minutes left .....	26-2	10-0
When trailing with five minutes left .....	4-50	2-14
When tied with five minutes left .....	1-2	0-0

When outrebounding opponents .....	21-13	9-3
When being outrebounded .....	8-46	2-11
Equal rebounds .....	1-0	1-0

Shooting 50% or better .....	4-0	1-0
Shooting 40-49% .....	15-13	8-5
Shooting 30-39% .....	10-34	2-8
Shooting below 30% .....	1-6	1-1
Allowing 50% or better .....	0-13	0-4
Allowing 40-49% .....	4-27	2-5
Allowing 30-39% .....	19-12	7-4
Holding to below 30% .....	7-0	3-0

Scoring <50 points .....	0-8	0-0
Scoring 50-59 points .....	2-19	1-5
Scoring 60-69 points .....	8-20	3-7
Scoring 70-79 points .....	8-6	4-2
Scoring 80-89 points .....	10-0	4-0
Scoring >90 points .....	2-0	0-0
Holding opponents <50 points .....	5-0	3-0
Allowing 50-59 points .....	8-3	2-1
Allowing 60-69 points .....	9-16	3-4
Allowing 70-79 points .....	8-13	4-3
Allowing 80-89 points .....	0-16	0-3
Allowing >90 points .....	0-5	0-3

When FAU has more turnovers .....	14-36	6-10
When opponent has more turnovers .....	14-10	5-3
Equal amount of turnovers .....	2-7	1-1

When starting:	
Gaye/Primm/Vehka-Aho/Harkless/Gauthier .....	3-3
Gaye/Primm/Harkless/Gauthier/Gordon .....	1-1
Primm/Vehka-Aho/Gauthier/Gaston/Zaph .....	1-1
Gaye/Primm/Vehka-Aho/Ozola/Gauthier .....	7-8
Primm/Vehka-Aho/Harkless/Gauthier/Gaston .....	0-1



# GAME NOTES

## Streaks

Overall.....	L1
Home.....	L1
Road.....	W1

## Consecutive Games w/ a 3-Pt FG Team.....308\*

Juliette Gauthier.....	1
Nikola Ozola.....	1
Amber Gaston.....	1

\*Dates back to 12/30/09 vs. Ga. Southern

## Consecutive double-digit scoring

Crystal Primm.....	6
Juliette Gauthier.....	1

## Consecutive starts

Juliette Gauthier.....	26
Crystal Primm.....	26
Astou Gaye.....	23
Glenisha Harkless.....	3
Tanyia Gordon.....	2

## Consecutive games played

Juliette Gauthier.....	26
Nikola Ozola.....	26
Crystal Primm.....	26
Astou Gaye.....	25
Glenisha Harkless.....	17
Tanyia Gordon.....	12
Amber Gaston.....	6
Alexa Zaph.....	4
Allie Tylka.....	3
Abby Voss.....	1

## Benchmark Games

### Double-digit scoring

Career 19-20	
Crystal Primm.....	22
Juliette Gauthier.....	31
Lotta Vehka-Aho.....	16
Astou Gaye.....	11
Amber Gaston.....	10
Tanyia Gordon.....	4
Alexa Zaph.....	3
Nikola Ozola.....	2
Glenisha Harkless.....	5
Abby Voss.....	4

### 20+ points scoring

Career 19-20	
Crystal Primm.....	8
Lotta Vehka-Aho.....	4
Juliette Gauthier.....	6
Astou Gaye.....	1
Tanyia Gordon.....	1
Amber Gaston.....	1

### Double-doubles

Career 19-20	
Crystal Primm.....	8
Juliette Gauthier.....	7
Astou Gaye.....	3
Abby Voss.....	1

### 10+ rebounds

Career 19-20	
Crystal Primm.....	8
Juliette Gauthier.....	7
Astou Gaye.....	3
Abby Voss.....	4
Amber Gaston.....	2

### 15+ rebounds

Career 19-20	
Astou Gaye.....	1
Abby Voss.....	2

### 5+ Assists

Career 19-20	
Lotta Vehka-Aho.....	5
Glenisha Harkless.....	3
Nikola Ozola.....	2
Alexa Zaph.....	1
Juliette Gauthier.....	2
Abby Voss.....	1

### 3+ Blocks

Career 19-20	
Astou Gaye.....	3
Amber Gaston.....	4

in scoring 11 times this season, as well as achieved three double-doubles

## Picking Up from Where She Left Off

- After leading the Owls in scoring her freshman season, **Juliette Gauthier** is averaging 10.8 points and 7.3 rebounds per game this season.
- The sophomore has hit a three-pointer in all but six games, including 15 games with multiple treys
- **Gauthier** has been going to the line more as of late, sitting at second in C-USA in free throw percentage (.857), capitalizing on 54 of 63 attempts
- The guard/forward pulls down the 11th most rebounds per game in the league
- Showcases her range, making 1.7 three-pointers per game (12th in C-USA) and is in the top-30 in scoring in the league

## Getting to the Line

- FAU has dominated the glass this season, as the Owls are first in C-USA in free throws made (399) and attempts (547), as well as third in free throw percentage (.729).
- Nationally, the team is 16th in makes and 28th in attempts
- **Crystal Primm** is the conference leader in free throw attempts (191) and second in makes (126). She sits at fifth in the nation in attempts and 23rd in makes

## From Downtown

- The Owls love shooting from beyond the arc with 6.9 three-pointers per game, which is fourth in C-USA
- FAU has the fourth most attempts in the league (608), which is 49th nationally
- The Owls have made 180 three-pointers, which is currently the seventh most in school history

## New Year, New Team

- Last season, the Owls averaged 57.0 points per game, which was last in C-USA and 310th in the nation. This season has already shown much improvement, as the Owls' put up 67.3 points per game, which is fifth in the conference and 132nd nationally.
- The Owls are 16th in the country in free throws made with 399, which is also first in C-USA. Last season, FAU was 211th in the category (347). FAU was also 321st in the country in free throw percentage last year at 64 percent in comparison to 84th in the NCAA this season at 72.9 percent

## Crashing the Boards

- The Owls have three players in the top 20 in boards per game (**Crystal Primm**, **Juliette Gauthier** and **Astou Gaye**)

## Lockdown Defense

- FAU has held opponents to less than 50 points three times this season, including twice in conference games
  - vs. Siena (1/1/19) 39 points allowed
  - vs. Charlotte (1/23) 44 points allowed
  - vs. FIU (2/20) 42 points allowed

## Scoring Productivity

- The Owls have four players averaging double digits in scoring in **C-USA play**
  - Crystal Primm 16.7 PPG
  - Lotta Vehka-Aho 13.7 PPG
  - Juliette Gauthier 10.8 PPG
  - Astou Gaye 10.2 PPG

## Double Trouble

- **Astou Gaye** (24 pts & 16 rbd) and **Crystal Primm** (21 pts and 12 rbd) played two consecutive games having captured double-doubles (North Texas & Middle Tennessee)
- **Juliette Gauthier**, **Gaye** and **Primm** recorded double-doubles in the Owls' 84-78 double overtime victory over North Texas (01/11). This marked the first time since 2001, when FAU played Jacksonville State that three different Owls recorded a double-double in a single game

## Conference Recognition

- **Lotta Vehka-Aho** was named C-USA Freshman of the Week (1/13) for the second time after averaging 24.5 points, six boards and 3.5 assists and steals, a piece, while playing 90 minutes across two games. Her first award came after a nearly perfect offensive performance vs. Central Connecticut State where she had 18 points (5-for-6 from field). **Vehka-Aho** was the first Owl in three seasons to take home the honor and the first FAU player to be awarded with two C-USA Freshman of the Week awards
- **Crystal Primm** was honored as the Conference USA Player of the Week (1/25) after averaging a near double-double (17.7 points and 8.3 rebounds) in the Owls' three-game stretch. This included a 31-point game vs. Little Rock and go-ahead free throws to win the game at Western Michigan
- **Primm** was the first Player of the Week winner since Jabir has been at FAU and first for the program since Nov. 16, 2015 when **Ali Gorrell** came up with the award

## Age is Just a Number

- Fifteen out of the 17 players on FAU's roster are underclassmen
- Nine freshmen (seven true, two redshirt) make up the 2019-20 squad
- The team has five returners who saw time on the court last season, with each of them being sophomores
- FAU has just two upperclassmen, a junior (**Gaye**) and graduate student (**Primm**)

## Owls Represented Across the World

- Five Owls had the chance to play with their respective country at the 2019 European Championship
- **Nikola Ozola** and **Janeta Rozentale** (Latvia), **Lotta Vehka-Aho** (Finland) and **Sofia Galeron** (Spain) played in their respective age groups. **Astou Gaye** (France) was invited, but had to decline the offer due to injury
- **Vehka-Aho** won MVP honors at the tournament after

## Quick Facts

City.....	Boca Raton, Fla.
Founded.....	1961
Enrollment.....	31,000
Nickname.....	Owls
Colors.....	Blue and Red
Basketball Arena.....	FAU Arena "The Burrow"
Conference.....	Conference USA
President.....	Dr. John Kelly
V.P. & Director of Athletics.....	Brian White
Website.....	FAUSports.com

## Basketball History

First year.....	1984-85
First year as Division I.....	1994-95
Seasons played.....	36
All-time record.....	465-543
Division I record.....	302-468
C-USA Record (7 Seasons).....	34-83
Conference Titles.....	1 (A-SUN, 2006)
All-time home record.....	294-198
Best season record.....	23-6 (1990-91)
Best D-I record.....	20-11 (2005-06)
Conference titles.....	1 (A-Sun, 2006)
NCAA-T appearance.....	1 (2006)
NCAA-T record.....	0-1
WNIT record.....	0-1
Conference affiliations.....	<b>Atlantic Sun</b> ..... 1994-2006 ..... <b>Sun Belt</b> ..... 2006-2013 ..... <b>Conference USA</b> ..... 2013-current

## Coaching Staff

Head coach.....	Jim Jabir
Assistant coach.....	Terry Primm
Alma mater.....	Palm Beach Atlantic, 1997
Seasons.....	third season
Assistant coach.....	Desma Thomas Bateast
Alma mater.....	Miami, 1997
Seasons.....	third season
Assistant coach.....	Otavio Battaglia
Alma mater.....	University of São Paulo ('04)
Seasons.....	first season
Director of operations.....	Arianne Stinson
Athletic trainer.....	Bruce Haemlin
S&C coach.....	Chris McCormick
Academic Advisor.....	Dasha Cherkasov



# GAME NOTES

- averaging 18.5 points and 3.5 assists per game
- **Ozola** and **Rozentale** led Latvia to a 10th place finish with **Ozola** averaging 7.3 points and 3.5 rebounds per game through seven games and **Rozentale** putting up six points and 7.6 boards per game

## 2018-19 In Review

- FAU ended the season 5-25 (2-14 in C-USA) with their year ending in the first round at the C-USA Tournament against Old Dominion, 60-32
- The Owls' leading scorer was current sophomore **Juliette Gauthier** (11.2 PPG), who also was second on the team in rebounds per game (5.6). **Gauthier** scored 314 total points on the season, which was just 36 away from breaking the FAU freshman scoring record held by **Amanda Whitney** with 349 points (1993-94). The leading rebounder was **Abby Voss** (5.9 boards per game) and **Glenisha Harkless** led the team in assists (36)
- **Ra'Kyra Gabriel** led the team in blocks (24). **Jamaria Williams** was the team's leader in steals (28) and **Myka Johnson Mathews** had the highest 3-point percentage (.327). Each of the three have since graduated from the program
- The Owls had the seventh toughest non-conference schedule in C-USA, as determined by the NCAA's "Toughest Schedule" calculator

## Last time it happened...

### Individual

Scored 25+ points.....	26, Tanyia Gordon vs. FIU 2/20/20
Scored 30+ points.....	30, Crystal Primm at UAB 1/18/20
Scored 40+ points.....	46, Yolanda Griffith at W. Ga. 1/22/93
Made 10+ field goals.....	11, Tanyia Gordon vs. FIU 2/20/20
Made 20+ field goals.....	21, Yolanda Griffith at W. Ga. 1/22/93
Attempted 20+ field goals.....	23, Tanyia Gordon vs. FIU 2/20/20
Made 10+ threes.....	11, Kat Wright at Charlotte 1/30/16
Made 10+ free throws.....	10, Crystal Primm vs. Southern Miss 2/13/20
Made 15+ free throws.....	15, Brittany Bowe vs. MTSU 2/23/08
Attempted 15+ free throws.....	18, Ali Gorrell at USM 1/14/16
Had 15+ rebounds.....	16, Astou Gaye at Middle Tennessee 1/16/20
Had 10+ assists.....	11 Malia Kency vs. St. Francis 11/24/17
Had consecutive double-doubles.....	3, Crystal Primm vs. North Texas, at Middle Tennessee & at UAB, 2020

### Team

Scored 90+ points.....	.99 at UTSA 1/25/18
Scored 95+ points.....	.99 at UTSA 1/25/18
Scored 100+ points.....	111 vs. Webber 12/6/14
Made 35+ field goals.....	37 vs. Webber 12/6/14
Made 15+ three pointers.....	17 vs. Marshall 1/7/16
Made 30+ free throws.....	32 vs. Florida Memorial 11/16/13
Made 25+ free throws.....	25 at FIU 2/8/20
Made 20+ free throws.....	21 vs. Southern Miss 2/13/20
Had 50+ rebounds.....	58 vs. North Texas 1/11/20
Had 20+ assists.....	20 at UTSA 1/2/20
Had 15+ steals.....	18 vs. Rice 1/9/20
Had 20+ steals.....	33 vs. Florida Memorial 11/11/13
Had 30+ steals.....	33 vs. Florida Memorial 11/16/13
Two players with a double-double in a game.....	at Middle Tennessee 1/16/20
Three players with a double-double in a game.....	vs. North Texas 1/11/20
Two players with 20-or-more points.....	vs. Louisiana Tech 2/15/20
Three players with 20-or-more points.....	at UTSA 1/25/18
Four player scoring in double figures.....	vs. Louisiana Tech 2/15/20

## Stat Rankings

Team	Number	C-USA Rank	Nat'l Rank
Scoring offense	67.3 ppg	5th	-
Scoring defense	69.3 ppg	13th	-
Scoring margin	-2.0	12th	-
Free throw %	.729	3rd	-
Free throw attempts	547	1st	28th
Free throws made	399	1st	16th
Field goal %	.392	11th	-
Field goal % defense	.397	9th	-
3-pt. FG %	.296	11th	-
3-pt. FG % defense	.301	6th	-
3-pt. FG made	180	4th	-
3-pt. FG made/gm	6.9	4th	-
3-pt FG attempts	608	4th	49th
Total Rebounds	992	10th	-
Rebounding offense (avg.)	38.2	9th	-
Rebounding defense (avg.)	39.8	11th	-
Rebounding margin	-1.6	11th	-
Blocked shots	70	11th	-
Blocked shots/gm	2.7	11th	-
Assists	298	10th	-
Assists/gm	11.5	9th	-
Steals	202	9th	-
Steals/gm	7.8	9th	-
Fewest turnovers	518	14th	-
Turnovers/gm	19.9	14th	-
Turnover margin	-2.2	11th	-
Assist/Turnover ratio	0.60	12th	-
Turnovers forced	461	6th	-
Offensive rebounds/gm	11.8	9th	-
Defensive rebounds/gm	26.3	7th	-
Defensive rebound %	.651	13th	-
Offensive rebound %	.315	11th	-
Fewest fouls	560	14th	-

### Individual

Category	Number	C-USA Rank	Nat'l Rank
<b>Crystal Primm</b>			
FT Attempts	191	1st	5th
FT Made	126	2nd	23rd
Points/gm	15.7	6th	-
Rebounds/gm	7.7	8th	-
Steals/gm	1.6	12th	-
FG %	.472	10th	-
<b>Lotta Vehka-Aho</b>			
FT %	.830	7th	-
Steals/gm	1.6	14th	-
Points/gm	12.6	18th	-
<b>Juliette Gauthier</b>			
FT %	.857	2nd	-
Rebounds/gm	7.3	11th	-
3-pt FG/gm	1.7	12th	-
Points/gm	10.8	29th	-
<b>Astou Gaye</b>			
3-pt FG %	.364	7th	-
Blocks/gm	0.9	10th	-
Rebounds/gm	5.8	19th	-

## Florida Atlantic Roster

No.	Name	Pos.	Ht.	Cl.	Hometown/Previous School
00	Astou Gaye	F	6-2	Jr.	Creteil, France/Gulf Coast State College
1	Crystal Primm	G	5-11	Gr.	West Palm Beach, Fla./Auburn
3	Lotta Vehka-Aho	G	5-6	Fr.	Vimpe, Finland/Mäkeläninne Sports Helsinki Basketball Acad.
5	Nikola Ozola	G	5-7	Fr.	Jurmala, Latvia/Pumpuru
10	Glenisha Harkless	G	6-0	So.	Jacksonville, Fla./University Christian
11	Juliette Gauthier	G/F	6-1	So.	Blainville, Quebec, Canada/Montmorency College
12	Allie Tylka	G	6-0	Fr.	Wauconda, Ill./Wauconda
13	Grace Collins	F	5-11	Fr.	Rockaway Beach, N.Y./The Mary Louis Academy
14	Abby Voss	F	6-0	So.	Milford, Ohio/Mount Notre Dame
15	Sofia Galeron*	F	6-2	R-So.	Burgos, Spain/Boise State
21	Janae Thomas	F	6-2	So.	Gibson, Fla./Tampa Bay Technical
23	Tanyia Gordon	G	5-9	Fr.	Plant City, Fla./Tampa Catholic
30	Janeta Rozentale*	F	6-0	R-Fr.	Dobeles, Latvia/USF
31	Tori Abelson	G	5-9	Fr.	Doylestown, Penn./Central Bucks West
32	Amber Gaston	F	6-2	So.	Vicksburg, Miss./Warren Central
33	Taylor Strawser	G/F	6-0	R-Fr.	Herndon, Va./Herndon
34	Alexa Zaph	G	5-8	Fr.	Jupiter, Fla./Oxbridge Academy

### Conference USA Standings

1	Old Dominion	13-2
2	Rice	13-2
3	WKU	12-3
4	Charlotte	10-5
5	Middle Tennessee	10-5
6	UAB	9-6
7	UTEP	7-8
8	Southern Miss	6-9
9	<b>Florida Atlantic</b>	<b>6-9</b>
10	Marshall	6-9
11	Louisiana Tech	5-10
12	North Texas	4-11
13	UTSA	2-13
14	FIU	2-13

\*Will sit out season due to NCAA transfer rules



# OVERALL STATS

## Fla. Atlantic Combined Team Statistics (as of Feb 22, 2020) All games

RECORD:	OVERALL	HOME	AWAY	NEUTRAL
ALL GAMES	12-14	8-7	4-7	0-0
CONFERENCE	6-9	4-4	2-5	0-0
NON-CONFERENCE	6-5	4-3	2-2	0-0

#	Player	gp-gs	min	Total			3-Point		F-Throw		Rebounds			pf	dq	a	to	blk	stl	pts	avg				
				avg	fg-fga	fg%	3fg-fga	3fg%	ft-fga	ft%	off	def	tot									avg			
01	Crystal Primm	26-26	828	31.8	134-284	.472	13-50	.260	126-191	.660	78	123	201	7.7	82	5	41	74	9	42	407	15.7			
03	Lotta Vehka-Aho	24-24	805	33.5	96-259	.371	37-131	.282	73-88	.830	23	51	74	3.1	74	4	62	57	1	39	302	12.6			
11	Juliette Gauthier	26-26	864	33.2	92-238	.387	43-139	.309	54-63	.857	40	149	189	7.3	62	3	40	58	6	29	281	10.8			
00	Astou Gaye	25-23	512	20.5	82-199	.412	28-77	.364	33-41	.805	42	103	145	5.8	76	7	25	57	24	12	225	9.0			
32	Amber Gaston	21-3	325	15.5	38-82	.463	3-9	.333	20-31	.645	16	40	56	2.7	43	2	5	33	13	12	99	4.7			
23	Tanyia Gordon	24-2	278	11.6	46-119	.387	11-32	.344	8-17	.471	19	48	67	2.8	40	1	11	28	5	18	111	4.6			
34	Alexa Zaph	25-2	374	15.0	29-97	.299	14-54	.259	28-40	.700	5	29	34	1.4	27	0	26	51	0	14	100	4.0			
14	Abby Voss	21-0	236	11.2	27-60	.450	7-26	.269	8-12	.667	14	19	33	1.6	39	1	7	18	2	6	69	3.3			
10	Glenisha Harkless	20-9	377	18.9	14-53	.264	11-34	.324	20-26	.769	9	33	42	2.1	41	1	29	43	8	10	59	3.0			
05	Nikola Ozola	26-15	546	21.0	20-88	.227	11-51	.216	21-28	.750	6	20	26	1.0	55	1	45	68	1	15	72	2.8			
12	Allie Tylka	19-0	117	6.2	7-14	.500	2-5	.400	8-10	.800	4	6	10	0.5	21	1	6	12	0	5	24	1.3			
31	Tori Abelson	6-0	10	1.7	0-0	.000	0-0	.000	0-0	.000	0	1	1	0.2	0	0	1	0	1	0	0	0.0			
13	Grace Collins	4-0	4	1.0	0-0	.000	0-0	.000	0-0	.000	1	1	2	0.5	0	0	0	1	0	0	0	0.0			
Team											51	61	112												18
Total.....		0	5276		585-1493	.392	180-608	.296	399-547	.729	308	684	992	0.0	560	26	298	518	70	202	1749	0.0			
Opponents.....		0	5276		635-1600	.397	165-548	.301	367-566	.648	366	668	1034	0.0	518	-	340	461	45	237	1802	0.0			

TEAM STATISTICS	FAU	OPP	Date	Opponent	Score	Att.	
SCORING	1749	1802	11/07/19	at Iowa	L	53-85	3334
Points per game	67.3	69.3	11/14/19	at Hampton	W	64-63	3123
Scoring margin	-2.0	-	11/16/19	at Richmond	L	55-57	594
FIELD GOALS-ATT	585-1493	635-1600	11/19/19	SIEW	W	83-39	552
Field goal pct	.392	.397	11/21/19	LR	W	79-72	467
3 POINT FG-ATT	180-608	165-548	11/24/19	at Western Mich.	W	80-79	765
3-point FG pct	.296	.301	11/29/19	LOYOLA MARYLAND	W	72-61	448
3-pt FG made per game	6.9	6.3	11/30/19	KANSAS	L	60-90	385
FREE THROWS-ATT	399-547	367-566	12/15/19	CCSU	W	72-54	401
Free throw pct	.729	.648	12/20/19	FURMAN	L	63-69	388
F-Throws made per game	15.3	14.1	12/21/19	HARVARD	L	51-65	407
REBOUNDS	992	1034	* 01/02/20	at UTSA	W	80-53	273
Rebounds per game	38.2	39.8	* 1/4/20	at UTEP	L	65-96	901
Rebounding margin	-1.6	-	* 01/09/20	RICE	L	69-78	417
ASSISTS	298	340	* 01/11/20	NORTH TEXAS	Wo2	84-78	355
Assists per game	11.5	13.1	* 01/16/20	at Middle Tenn.	L	66-81	2398
TURNOVERS	518	461	* 1/18/20	at UAB	L	73-92	582
Turnovers per game	19.9	17.7	* 01/23/20	CHARLOTTE	W	65-44	553
Turnover margin	-2.2	-	* 01/25/20	OLD DOMINION	L	63-75	493
Assist/turnover ratio	0.6	0.7	* 01/30/20	at Western Ky.	L	59-68	1082
STEALS	202	237	* 2/1/20	at Marshall	L	75-85	569
Steals per game	7.8	9.1	* 2/8/20	at FIUW	Wot	64-61	278
BLOCKS	70	45	* 02/13/20	SOUTHERN MISS	L	67-71	418
Blocks per game	2.7	1.7	* 02/15/20	LOUISIANA TECH	W	77-75	439
ATTENDANCE	6600	13899	* 02/20/20	FIUW	W	54-42	512
Home games-Avg/Game	15-440	11-1264	* 02/22/20	WESTERN KY.	L	56-69	365
Neutral site-Avg/Game	-	0-0					

\* - Conference game

Score by Periods	1st	2nd	3rd	4th	OT	OT2	Totals
Fla. Atlantic	418	422	430	450	16	13	1749
Opponents	426	455	483	418	13	7	1802



# CONFERENCE USA STATS

## Fla. Atlantic Combined Team Statistics (as of Feb 22, 2020) Conference games only

RECORD:	OVERALL	HOME	AWAY	NEUTRAL
ALL GAMES	6-9	4-4	2-5	0-0
CONFERENCE	6-9	4-4	2-5	0-0
NON-CONFERENCE	0-0	0-0	0-0	0-0

#	Player	gp-gs	min	avg	Total		3-Point		F-Throw		Rebounds			pf	dq	a	to	blk	stl	pts	avg	
					fg-fga	fg%	3fg-fga	3fg%	ft-fga	ft%	off	def	tot									
01	Crystal Primm	15-15	487	32.5	88-175	.503	8-33	.242	66-108	.611	51	71	122	8.1	49	3	20	38	5	24	250	16.7
03	Lotta Vehka-Aho	13-13	454	34.9	57-159	.358	20-79	.253	44-55	.800	17	22	39	3.0	38	2	25	29	0	19	178	13.7
11	Juliette Gauthier	15-15	499	33.3	56-139	.403	21-70	.300	29-33	.879	27	79	106	7.1	36	2	28	30	5	17	162	10.8
00	Astou Gaye	15-15	359	23.9	58-140	.414	20-52	.385	17-21	.810	26	66	92	6.1	60	7	16	36	19	9	153	10.2
23	Tanyia Gordon	14-2	153	10.9	30-71	.423	6-19	.316	6-11	.545	10	28	38	2.7	22	1	3	17	2	10	72	5.1
34	Alexa Zaph	14-0	189	13.5	13-42	.310	6-26	.231	16-26	.615	1	13	14	1.0	13	0	7	25	0	8	48	3.4
10	Glenisha Harkless	15-8	290	19.3	11-43	.256	8-26	.308	15-20	.750	6	21	27	1.8	33	0	26	29	7	8	45	3.0
14	Abby Voss	11-0	114	10.4	13-28	.464	3-13	.231	3-6	.500	8	11	19	1.7	21	1	4	9	1	3	32	2.9
05	Nikola Ozola	15-7	322	21.5	10-49	.204	6-28	.214	15-20	.750	6	11	17	1.1	34	1	22	38	1	12	41	2.7
32	Amber Gaston	10-0	124	12.4	10-31	.323	2-5	.400	5-8	.625	7	14	21	2.1	21	1	0	12	6	7	27	2.7
12	Allie Tylka	12-0	76	6.3	3-7	.429	0-3	.000	3-4	.750	3	2	5	0.4	13	0	4	8	0	3	9	0.8
13	Grace Collins	2-0	2	1.0	0-0	.000	0-0	.000	0-0	.000	0	1	1	0.5	0	0	0	0	0	0	0	0.0
31	Tori Abelson	4-0	6	1.5	0-0	.000	0-0	.000	0-0	.000	0	1	1	0.3	0	0	1	0	1	0	0	0.0
Team												30	37	67				10				
Total.....		15	3075		349-884	.395	100-354	.282	219-312	.702	192	377	569	37.9	340	18	156	281	47	120	1017	67.8
Opponents.....		15	3075		375-904	.415	93-301	.309	225-351	.641	210	388	598	39.9	298	-	183	266	24	132	1068	71.2

TEAM STATISTICS	FAU	OPP	Date	Opponent	Score	Att.
SCORING	1017	1068	* 01/02/20	at UTSA	W 80-53	273
Points per game	67.8	71.2	* 1/4/20	at UTEP	L 65-96	901
Scoring margin	-3.4	-	* 01/09/20	RICE	L 69-78	417
FIELD GOALS-ATT	349-884	375-904	* 01/11/20	NORTH TEXAS	Wo2 84-78	355
Field goal pct	.395	.415	* 01/16/20	at Middle Tenn.	L 66-81	2398
3 POINT FG-ATT	100-354	93-301	* 1/18/20	at UAB	L 73-92	582
3-point FG pct	.282	.309	* 01/23/20	CHARLOTTE	W 65-44	553
3-pt FG made per game	6.7	6.2	* 01/25/20	OLD DOMINION	L 63-75	493
FREE THROWS-ATT	219-312	225-351	* 01/30/20	at Western Ky.	L 59-68	1082
Free throw pct	.702	.641	* 2/1/20	at Marshall	L 75-85	569
F-Throws made per game	14.6	15.0	* 2/8/20	at FIUW	Wot 64-61	278
REBOUNDS	569	598	* 02/13/20	SOUTHERN MISS	L 67-71	418
Rebounds per game	37.9	39.9	* 02/15/20	LOUISIANA TECH	W 77-75	439
Rebounding margin	-1.9	-	* 02/20/20	FIUW	W 54-42	512
ASSISTS	156	183	* 02/22/20	WESTERN KY.	L 56-69	365
Assists per game	10.4	12.2				
TURNOVERS	281	266				
Turnovers per game	18.7	17.7				
Turnover margin	-1.0	-				
Assist/turnover ratio	0.6	0.7				
STEALS	120	132				
Steals per game	8.0	8.8				
BLOCKS	47	24				
Blocks per game	3.1	1.6				
ATTENDANCE	3552	6083				
Home games-Avg/Game	8-444	7-869				
Neutral site-Avg/Game	-	0-0				

\* - Conference game

Score by Periods	1st	2nd	3rd	4th	OT	OT2	Totals
Fla. Atlantic	237	226	276	249	16	13	1017
Opponents	256	259	292	241	13	7	1068



# Head Coach

## Jim Jabir

Third Season  
Nazareth College '84

Jim Jabir was named Florida Atlantic University's head women's basketball coach in April 2017. He joined the program as just the fifth head coach in the Owls' 37-year history. With a 490-417 overall record and 30 years as a head coach, Jabir is one of the nation's most experienced and winningest coaches.

During the 2018-19 season, Jabir welcomed nine newcomers to Paradise, including eight true freshmen - the most of any NCAA Division I team in the country that year. Freshman Juliette Gauthier led the team in scoring, averaging 11.2 points per game, making her the second leading freshmen scorer in Conference USA. With 314 total points on the season, Gauthier finished just 36 points shy of breaking the FAU freshmen scoring record. Gauthier was one of just two C-USA freshmen to rank in the top 20 in the league in rebounding and top 25 in scoring. Freshman Amber Gaston also had an impressive year for the Owls. She average 7.7 points per game and 4.5 rebounds for Jabir. She shot 51 percent from the field, which was the best shooting percentage from a C-USA freshman in 2018-19.

In his first season at the helm of the FAU program, Jabir led the Owls to a seventh place finish in Conference USA, the program's best finish since joining the league in 2013. The nine-win record increase under his guidance was the second best improvement under a coach in his/her first season with their respective programs.

After one season, Jabir and his staff put together one of the top rebounding teams in the country, averaging 42.3 boards per game. That rate was the highest in Conference USA and 18th nationally. The team also led the conference in defensive rebounding, averaging 29 per game.

At the end of the season, the Owls finished in the top half of 11 different statistical categories in C-USA, including having the third highest scoring offense in the league despite losing over half of the offensive production from the previous season. FAU averaged 70.0 points per game in 2017-18, the highest by an Owl team since 2013-14 and up seven points from the previous season. The offensive production was thanks in part due to Jabir's trademark fast-paced offense and high volume three-point shooting. The team made 190 three-point field goals during the season, which is the fifth most in school history.

Jabir and his staff also emphasized free throw shooting, seeing a five-percent increase in the team's shooting percentage from the line, up to 71.9 percent. That percentage is the second highest by a FAU team all-time.

Under Jabir's coaching, senior Sasha Cedeño transformed her game to average 17.2 points per game and 8.0 rebounds per contest. At the end of the season, Cedeño was honored as an All-Conference USA second team member.

Prior to joining FAU, the Brooklyn, N.Y. native spent 13 seasons as the University of Dayton's head women's basketball coach and left as the program's all-time wins leader. Jabir tallied a 252-155 mark at UD. He led teams to six-consecutive NCAA appearances (2010, 2011, 2012, 2013, 2014, 2015) - including guiding UD to the program's first NCAA Regional Final in 2015, two postseason Women's National Invitation appearances, three-consecutive Atlantic 10 (A-10) Finals, the program's first A-10 Women's Basketball Tournament title in 2012, followed by the program's first A-10 Regular Season Championship title in 2013. In 2014, Jabir led the Flyers to another A-10 Regular Season crown. Under his guidance 27 players were named A-10 All-Conference performers, while the Flyers undoubtedly enjoyed their program's most successful stint in modern program history.

The two-time A-10 Coach of the Year transformed the Flyer program from a 3-25 record in his first season to their highest national ranking at No. 11 in both the AP and USA Today Coaches Polls in 2013. In his last six seasons, UD accrued a 162-60 overall record (.730 winning percentage) and posted an 81-23 record (.779 winning percentage) in Atlantic 10 games.

In one of the program's most successful seasons, Jabir led the Flyers to the Elite Eight® in 2014-15 with NCAA Tournament wins over Iowa State, No. 11/11 Kentucky and No. 8/8 Louisville before falling to eventual national champion No. 1/1 UConn. Dayton ended the season ranked No. 17 nationally in the final USA Today Coaches' Poll. At seasons' end, graduating seniors Andrea Hoover and Ally Malott were each selected in the 2015 WNBA draft and six members of the squad received A-10 honors.

In 2013-14, Jabir's UD squad posed a 23-8 record with a winning percentage of .742 and held the A-10's

## Jabir's Resume

### 2017-present

Head Coach - Florida Atlantic

- Led the Owls to its best league finish since joining Conference USA in his first season

### 2003-2016

Head Coach - Dayton

- 238-140 record
- Led the Flyers to six consecutive NCAA appearances (2010-15), including a run to the NCAA Regional final in 2015
- Brought Dayton from a 3-25 record in his first season to a program-high No. 11-ranking in the AP and USA Today Coaches Poll in 2013
- Program's all-time wins leader
- Two-time Atlantic 10 Coach of the Year
- Two WNIT appearances

### 2002-03:

Assistant Coach, Colorado

- Team went 24-8 during Jabir's lone season with the Buffs and advanced to the Sweet 16 of the NCAA Tournament
- Reached No. 23 in the ESPN/Coaches Poll and No. 24 in the AP Poll

### 1996-2002:

Head Coach, Providence

### 1990-96:

Head Coach, Marquette

- Won two Great Midwest Championships
- Two NCAA Tournament appearances and one WNIT appearance

### 1987-90:

Head Coach, Siena

- MAAC Semifinals in 1990

### 1986-87:

Head Coach, Buffalo State

### 1985-86:

Assistant Coach, Buffalo State

### 1984-85:

Assistant Coach, Nazareth College

number one spot for defensive rebounding and shots blocked. Dayton finished the year with a heart-breaking loss to in the first round of the NCAA tournament.

After losing seven seniors from the squad that won the 2012 A-10 Tournament title, the bar was set high for a young 2012-13 team, but they rose to the challenge. They set the school-record for greatest number of wins in a season (28) since becoming a Division I program in 1986. Jabir was named a finalist for the 2013 Naismith National Coach of the Year award after posting a career-high winning percentage (.903) with the sixth youngest team in the nation.

The Flyers won three in-season tournaments and defeated five BCS teams in 2012-13 and UD advanced to its fourth-consecutive NCAA tournament with its highest seed in program history at No. 7. Dayton advanced to the NCAA Second Round with a thrilling double overtime 96-90 win over host St. John's. Dayton went unbeaten at home during the 2012-13 season and the Flyers averaged 2,739 fans per home game - the best in the A-10 and among the Top 40 in the nation.

The 2011-12 University of Dayton women's basketball team posted a 23-7 record. The Flyers lost three of their first six games of the season but went on to win a then-program-best 12 league games (12-2). UD won three games in three days to claim its first-ever A-10 Women's Basketball Championship title, culminating with a 56-53 victory over No. 16/22 St. Bonaventure. In winning the A-10 Championship, the Flyers advanced to their third-consecutive NCAA Women's Basketball Championship. Dayton earned the No. 11 seed in the tournament setting up a matchup with No. 6 seed Arkansas. In the final Associated Press Top 25 Poll, the Flyers received 10 votes, coming in at No. 31 overall. The Flyers finished No. 37 in the final RPI poll.

With its 21-12 record in 2010-11, UD had posted 20+ wins for four-consecutive seasons. Dayton advanced to the A-10 Championship final for the first time in school history. The Flyers advanced to their fourth-consecutive postseason, including their second-straight NCAA at-large berth. Also during the 2010-11 season, Jabir became the all-time wins leader with the Flyers' 102-69 victory over Toledo on Dec. 5.

The 2009-10 team finished the year with a 25-8 overall mark and the Flyers made their fourth postseason appearance - third-straight. The 2009-10 postseason was the first at the NCAA Division I Tournament for the program. The 2009-10 season opener foreshadowed what would come with the Flyers knocking off No. 10 Michigan State in its season opener. The first victory of a Top-10 opponent in the program's history. The Flyers continued their firsts and bests throughout the season; appearing for the first time in the AP and USA Today/ESPN Top 25 polls, and actually received votes in at least one of the polls the entire 20 weeks of the season. UD went 11-3 in A-10 action and earned the No. 2 seed in the tournament, its highest ever. Dayton had a school record five players go on to earn A-10 accolades. The dream season continued as Brittany Wilson scored just before the buzzer, and the eighth-seeded Flyers rallied from an 18-point deficit to beat No. 9 seed TCU 67-66 in the opening round of the NCAA women's tournament at the University of Tennessee on March 20, 2010. Jabir was one of 10

coaches named a finalist for the Kay Yow Coach of the Year Award.

In 2009, when defeating nationally-ranked Xavier in the quarterfinals behind a group of underclassmen, it was more than just "luck"; the win marked a significant moment for a team and a program on the rise. At the time, the Flyers' 21-14 record in 2008-09 was the second-most wins since the program turned Division I and UD finished the year with most postseason individual honors ever.

Jabir was named the 2008 A-10 Coach of the Year after mentoring the Flyers to a modern-program record 25-9. The Flyers went on to earn their second postseason berth in modern history with a trip to the WNIT.

UD improved by 13 victories from 2006-07 to 2007-08 on the strength of a school-record 16-game winning streak that was the longest in the nation at one point. The Flyers also earned their first ever votes in the AP Top 25 Poll in 2007-2008 as they were listed in two different weeks.

UD returned to the A-10 Quarterfinals at the conclusion of the 2006-07 season marking the third time in school history that the Flyers had advanced past their opening round in the A-10 Tournament.

Jabir and Dayton continued the trend in 2005-06 with an improvement of five more wins, giving UD the second best improvement over a two-year span in the nation. Dayton advanced to the quarterfinals of the A-10 Tournament and finished with a winning record for the first time in five years and two Flyers earn A-10 All-Conference accolades.

In addition to the strides made in 2007-08, UD had the fourth best single-season turnaround in the nation in the 2004-05 season with an improvement of nine wins over the previous campaign.

Prior to UD, Jabir served one season as an assistant coach at Colorado, a season that the Buffaloes (24-8) advanced to the Sweet Sixteen of the NCAA Tournament and were ranked as high as No. 23 in the ESPN/Coaches' Poll and No. 24 in the Associated Press Poll. Jabir was primarily responsible for the development of CU's post players, including the Buffaloes' first-ever First Team All-Big 12 selection. While at Colorado, Jabir drew upon his previous 16 seasons as a head coach at either the Big East Conference or the Metro Atlantic Athletic Conference institutions.

Jabir was at the helm of Providence College for six seasons, 1996-2002, after his time at Marquette University. During his last three years with the program, the Friars' record improved with each season.

Before heading to Providence College, Jabir spent six years at Marquette elevating the Golden Eagles into the national spotlight as he became one of the most successful coaches in the history of the program. After posting a 7-20 record during his inaugural year (1990-91) at Marquette, Jabir guided his team to four-consecutive winning seasons, two 20-plus winning seasons and three post-season appearances, including back-to-back bids to the NCAA Tournament. In 1994-95, Marquette won the Great Midwest Conference Tournament, the first tournament

championship in school history. This followed the 1993-94 campaign in which Jabir compiled a program-best 22-7 overall record and its first trip to the NCAA Tournament. Jabir was a two-time Reebok/Great Midwest Conference Coach of the Year while at Marquette.

Jabir went to Siena College from Buffalo State, where he served as the head coach of the Saints for three seasons (1987-90) and compiled a 50-29 record. Jabir's teams posted three-consecutive winning seasons. In his first season, Jabir was responsible for the development of Siena's first Freshman All-American.

After one season as an assistant, Jabir became the head coach at Buffalo State during the 1986-87 season at the age of 24. He led that team to a 14-11 record and guided the Bengals to the State University of New York Athletic Conference (SUNYAC) championship and an appearance in the Division III Tournament.

He began his coaching career as an assistant at Nazareth College (1984-85) and at Buffalo State (1985-86). Jabir was instrumental in leading the Bengals to a 23-3 slate, the SUNYAC title, a 22-game winning streak, an NCAA regional tournament appearance and a national ranking (No. 3) during the 1985-86 season.

He is a 1984 graduate of Nazareth College in Rochester, N.Y., where he received a degree in English. He also earned a master's degree in student personnel administration from Buffalo State in 1986.

Jabir's immediate family is comprised of his wife Angie and three children, Lauren, Shane and Jackson.

<b>Jabir's Record Year-by-Year</b>		
<b>Year</b>	<b>School</b>	<b>Record</b>
1986-87	Buffalo State	14-11
1987-88	Siena	16-10
1988-89	Siena	16-8
1989-90	Siena	18-11
1990-91	Marquette	7-20
1991-92	Marquette	16-13
1992-93	Marquette	22-9
1993-94	Marquette	22-7
1994-95	Marquette	19-12
1995-96	Marquette	8-20
1996-97	Providence	13-14
1997-98	Providence	10-17
1998-99	Providence	5-22
1999-00	Providence	10-17
2000-01	Providence	11-17
2001-02	Providence	13-15
2003-04	Dayton	3-25
2004-05	Dayton	12-16
2005-06	Dayton	17-12
2006-07	Dayton	12-19
2007-08	Dayton	25-9
2008-09	Dayton	21-14
2009-10	Dayton	25-8
2010-11	Dayton	21-12
2011-12	Dayton	23-7
2012-13	Dayton	28-3
2013-14	Dayton	23-8
2014-15	Dayton	28-7
2015-16	Dayton	14-15
<b>2017-18</b>	<b>Florida Atlantic</b>	<b>13-15</b>
<b>2018-19</b>	<b>Florida Atlantic</b>	<b>5-25</b>
<b>2019-20</b>	<b>Florida Atlantic</b>	<b>12-14</b>
Total:		502-432



# Astou Gaye

6-2 • Junior • Forward

Creteil, France • Gulf Coast State

# #00

## 2019-20 Statistics

### Fla. Atlantic Individual Game-by-Game (as of Feb 24, 2020) All games

#### #00 Astou Gaye

Opponent	Date	gs	min	Total		3-Pointers		Free throws		Rebounds				pf	a	t/o	blk	stl	pts	avg	
				fg-fga	pct	3fg-fga	pct	ft-fa	pct	off	def	tot	avg								
at Hampton	11/14/19		12	3-4	.750	1-2	.500	1-2	.500	0	3	3	3.0	1	1	1	1	0	8	8.0	
at Richmond	11/16/19		12	2-6	.333	1-3	.333	2-2	1.000	4	2	6	4.5	2	0	1	1	1	7	7.5	
SIEW	11/19/19	*	10	3-4	.750	2-3	.667	0-0	.000	1	2	3	4.0	2	0	3	0	0	8	7.7	
LR	11/21/19	*	12	1-1	1.000	0-0	.000	0-0	.000	2	2	4	4.0	2	0	1	0	0	2	6.3	
at Western Mich.	11/24/19	*	15	4-9	.444	2-6	.333	2-2	1.000	0	2	2	3.6	0	2	1	0	0	12	7.4	
LOYOLA MARYLAND	11/29/19	*	18	1-7	.143	1-3	.333	4-6	.667	1	6	7	4.2	1	4	2	1	0	7	7.3	
KANSAS	11/30/19	*	9	0-2	.000	0-1	.000	0-0	.000	0	2	2	3.9	3	1	3	0	0	0	6.3	
CCSU	12/15/19	*	25	5-12	.417	0-3	.000	7-8	.875	4	8	12	4.9	3	1	5	1	0	17	7.6	
FURMAN	12/20/19	*	24	4-9	.444	1-2	.500	0-0	.000	2	4	6	5.0	1	0	3	1	1	9	7.8	
HARVARD	12/21/19	*	16	1-5	.200	0-2	.000	0-0	.000	2	6	8	5.3	1	0	1	0	1	2	7.2	
at UTSA	01/02/20	*	23	5-11	.455	2-5	.400	2-2	1.000	1	7	8	5.5	2	1	1	1	1	14	7.8	
at UTEP	1/4/20	*	20	0-1	.000	0-1	.000	0-0	.000	1	3	4	5.4	4	0	0	2	0	0	7.2	
RICE	01/09/20	*	19	3-10	.300	3-8	.375	0-0	.000	0	4	4	5.3	5	0	5	1	0	9	7.3	
NORTH TEXAS	01/11/20	*	34	5-10	.500	1-1	1.000	2-2	1.000	3	10	13	5.9	5	1	2	3	2	13	7.7	
at Middle Tenn.	01/16/20	*	34	10-16	.625	3-5	.600	1-2	.500	5	11	16	6.5	3	2	4	0	0	24	8.8	
at UAB	1/18/20	*	22	3-15	.200	0-6	.000	4-5	.800	2	1	3	6.3	5	1	2	1	1	10	8.9	
CHARLOTTE	01/23/20	*	20	4-11	.364	0-3	.000	0-0	.000	1	6	7	6.4	4	3	3	0	1	8	8.8	
OLD DOMINION	01/25/20	*	22	4-9	.444	0-1	.000	2-2	1.000	2	2	4	6.2	4	0	2	1	1	10	8.9	
at Western Ky.	01/30/20	*	20	3-6	.500	2-3	.667	0-0	.000	0	2	2	6.0	5	1	1	1	0	8	8.8	
at Marshall	2/1/20	*	23	6-13	.462	4-5	.800	0-0	.000	2	4	6	6.0	1	3	4	0	0	16	9.2	
at FIUW	2/8/20	*	31	3-13	.231	1-5	.200	3-4	.750	4	4	8	6.1	5	0	1	4	1	10	9.2	
SOUTHERN MISS	02/13/20	*	30	5-9	.556	2-3	.667	0-0	.000	1	3	4	6.0	5	2	2	3	2	12	9.4	
LOUISIANA TECH	02/15/20	*	25	6-12	.500	1-4	.250	3-4	.750	4	5	9	6.1	5	1	3	1	0	16	9.7	
FIUW	02/20/20	*	22	1-3	.333	1-2	.500	0-0	.000	0	4	4	6.0	3	1	3	1	0	3	9.4	
WESTERN KY.	02/22/20	*	14	0-1	.000	0-0	.000	0-0	.000	0	0	0	5.8	4	0	3	0	0	0	9.0	
Totals			23	512	82-199	.412	28-77	.364	33-41	.805	42	103	145	5.8	76	25	57	24	12	225	9.0

Games played: 25  
Minutes/game: 20.5  
Points/game: 9.0  
FG Pct: 41.2  
3FG Pct: 36.4  
FT Pct: 80.5

Rebounds/game: 5.8  
Assists/game: 1.0  
Turnovers/game: 2.3  
Assist/turnover ratio: 0.4  
Steals/game: 0.5  
Blocks/game: 1.0

### Career/Season Highs

#### Points

Career: 24, at Middle Tennessee (1/16/20)  
Season: Same

#### Rebounds

Career: 16, at Middle Tennessee (1/16/20)  
Season: Same

#### Assists

Career: 4, vs. Loyola Maryland (11/29/19)  
Season: Same

#### Steals

Career: 2, vs. North Texas (1/11/20) & vs. Southern Miss (2/13/20)  
Season: Same

#### Blocks

Career: 4, at FIU (2/8/20)  
Season: Same

#### FG Made

Career: 10, at Middle Tennessee (1/16/20)  
Season: Same

#### FG Attempts

Career: 16, at Middle Tennessee (1/16/20)  
Season: Same

#### 3-Point FG Made

Career: 4, at Marshall (2/1/20)  
Season: Same

#### 3-Point FG Attempts

Career: 8, vs. Rice (1/9/20)  
Season: Same

#### Free Throws Made

Career: 7, vs. Central Connecticut (12/15/19)  
Season: Same

#### Free Throw Attempts

Career: 8, vs. Central Connecticut (12/15/19)  
Season: Same

### Career Statistics

Season	gp-gs	min/avg	Total		3-Point		F-Throws		Rebounds				Scoring							
			fg-fga	pct	fg-fga	pct	ft-fa	pct	off	def	tot	avg	pf	fo	ast	to	blk	stl	pts	avg
2019-20	25-23	512/20.5	82-199	.412	28-77	.364	33-41	.805	42	103	145	5.8	76	7	25	57	24	12	225	9.0
TOTAL	25-23	512/20.5	82-199	.412	28-77	.364	33-41	.805	42	103	145	5.8	76	7	25	57	24	12	225	9.0



# Crystal Primm

5-11 • Graduate • Guard  
West Palm Beach, Fla. • Auburn

# # 1

## 2019-20 Statistics

### Fla. Atlantic Individual Game-by-Game (as of Feb 24, 2020) All games

#### #01 Crystal Primm

Opponent	Date	gs	min	Total		3-Pointers		Free throws		Rebounds				pf	a	t/o	blk	stl	pts	avg	
				fg-fga	pct	3fg-fga	pct	ft-fa	pct	off	def	tot	avg								
at Iowa	11/07/19	*	27	2-13	.154	0-1	.000	10-12	.833	4	6	10	10.0	3	2	4	1	0	14	14.0	
at Hampton	11/14/19	*	33	6-10	.600	0-1	.000	2-5	.400	2	4	6	8.0	2	2	8	0	0	14	14.0	
at Richmond	11/16/19	*	37	6-12	.500	1-2	.500	6-8	.750	3	7	10	8.7	3	2	2	1	0	19	15.7	
SIEW	11/19/19	*	27	3-7	.429	0-0	.000	3-5	.600	3	5	8	8.5	2	3	2	0	2	9	14.0	
LR	11/21/19	*	34	9-15	.600	2-4	.500	11-13	.846	3	4	7	8.2	2	2	3	0	4	31	17.4	
at Western Mich.	11/24/19	*	30	3-12	.250	1-3	.333	6-10	.600	2	8	10	8.5	4	0	1	0	1	13	16.7	
LOYOLA MARYLAND	11/29/19	*	33	6-7	.857	0-0	.000	1-2	.500	1	3	4	7.9	2	3	3	0	3	13	16.1	
KANSAS	11/30/19	*	27	3-9	.333	0-1	.000	5-7	.714	2	2	4	7.4	5	0	2	0	2	11	15.5	
CCSU	12/15/19	*	32	4-9	.444	0-1	.000	8-10	.800	3	4	7	7.3	2	2	4	1	2	16	15.6	
FURMAN	12/20/19	*	33	1-7	.143	0-1	.000	5-6	.833	3	4	7	7.3	5	3	5	1	1	7	14.7	
HARVARD	12/21/19	*	28	3-8	.375	1-3	.333	3-5	.600	1	5	6	7.2	3	2	2	0	3	10	14.3	
at UTSA	01/02/20	*	22	5-6	.833	0-1	.000	3-5	.600	1	2	3	6.8	3	4	3	0	3	13	14.2	
at UTEP	1/4/20	*	32	2-10	.200	1-2	.500	3-7	.429	1	2	3	6.5	5	0	3	0	3	8	13.7	
RICE	01/09/20	*	32	4-8	.500	1-3	.333	3-4	.750	2	2	4	6.4	4	2	2	1	3	12	13.6	
NORTH TEXAS	01/11/20	*	35	8-13	.615	0-2	.000	4-8	.500	5	5	10	6.6	4	2	2	1	0	20	14.0	
at Middle Tenn.	01/16/20	*	37	9-17	.529	0-3	.000	3-5	.600	6	6	12	6.9	2	1	6	1	0	21	14.4	
at UAB	1/18/20	*	36	10-12	.833	1-2	.500	9-12	.750	8	4	12	7.2	2	1	3	0	0	30	15.4	
CHARLOTTE	01/23/20	*	28	8-11	.727	3-4	.750	1-3	.333	1	7	8	7.3	1	0	4	0	0	20	15.6	
OLD DOMINION	01/25/20	*	38	5-17	.294	0-3	.000	3-9	.333	7	4	11	7.5	4	0	2	0	1	13	15.5	
at Western Ky.	01/30/20	*	28	3-8	.375	0-1	.000	2-6	.333	2	4	6	7.4	5	3	0	0	2	8	15.1	
at Marshall	2/1/20	*	29	5-11	.455	0-2	.000	1-1	1.000	1	7	8	7.4	1	1	1	0	1	11	14.9	
at FIUW	2/8/20	*	41	6-11	.545	0-1	.000	9-14	.643	6	8	14	7.7	2	1	3	0	3	21	15.2	
SOUTHERN MISS	02/13/20	*	33	6-15	.400	1-4	.250	10-12	.833	2	5	7	7.7	4	1	3	0	1	23	15.5	
LOUISIANA TECH	02/15/20	*	36	8-14	.571	1-3	.333	6-8	.750	2	5	7	7.7	3	1	2	1	1	23	15.8	
FIUW	02/20/20	*	22	4-10	.400	0-1	.000	2-6	.333	3	6	9	7.7	5	0	0	0	5	10	15.6	
WESTERN KY.	02/22/20	*	38	5-12	.417	0-1	.000	7-8	.875	4	4	8	7.7	4	3	4	1	1	17	15.7	
Totals			26	828	134-284	.472	13-50	.260	126-191	.660	78	123	201	7.7	82	41	74	9	42	407	15.7

Games played: 26  
Minutes/game: 31.8  
Points/game: 15.7  
FG Pct: 47.2  
3FG Pct: 26.0  
FT Pct: 66.0

Rebounds/game: 7.7  
Assists/game: 1.6  
Turnovers/game: 2.8  
Assist/turnover ratio: 0.6  
Steals/game: 1.6  
Blocks/game: 0.3

### Career/Season Highs

**Points**  
Career: 31, vs. Little Rock (11/21/19)  
Season: Same

**Rebounds**  
Career: 14, at FIU (2/8/20)  
Season: Same

**Assists**  
Career: 6, vs. Texas A&M (3/8/19)\$  
Season: 4, at UTSA (1/2/20)

**Steals**  
Career: 7, vs. Mississippi State (1/14/19)\$  
Season: 5, vs. FIU (2/20/20)

**Blocks**  
Career: 1, 14 times  
Last: vs. WKU (2/22/20)  
Season: 1, 9 times  
Last: vs. WKU (2/22/20)

**FG Made**  
Career: 10, at UAB (1/18/20)  
Season: Same

**FG Attempts**  
Career: 17, at Georgia (2/3/19)\$ & at Middle Tennessee (1/16/20)  
Season: 17, at Middle Tennessee (1/16/20)

**3-Point FG Made**  
Career: 3, vs. Charlotte (1/23/20)  
Season: Same

**3-Point FG Attempts**  
Career: 4, 3 times  
Last: vs. Southern Miss (2/13/20)  
Season: Same

**Free Throws Made**  
Career: 11, vs. Little Rock (11/21/19)  
Season: Same

**Free Throw Attempts**  
Career: 14, at FIU (2/8/20)  
Season: Same

\$ at Auburn (2018-19)

### Career Statistics

Season	gp-gs	min/avg	Total		3-Point		F-Throws		Rebounds				Scoring							
			fg-fga	pct	fg-fga	pct	ft-fa	pct	off	def	tot	avg	pf	fo	ast	to	blk	stl	pts	avg
2019-20	26-26	828/31.8	134-284	.472	13-50	.260	126-191	.660	78	123	201	7.7	82	5	41	74	9	42	407	15.7
TOTAL	26-26	828/31.8	134-284	.472	13-50	.260	126-191	.660	78	123	201	7.7	82	5	41	74	9	42	407	15.7



# Lotta Vehka-Aho

5-6 • Freshman • Guard  
 Vimpeli, Finland • Mäkelärintne Sports Helsinki

# #3

## 2019-20 Statistics

### Fla. Atlantic Individual Game-by-Game (as of Feb 24, 2020) All games

#### #03 Lotta Vehka-Aho

Opponent	Date	gs	min	Total		3-Pointers		Free throws		Rebounds				pf	a	t/o	blk	stl	pts	avg	
				fg-fga	pct	3fg-fga	pct	ft-fa	pct	off	def	tot	avg								
at Iowa	11/07/19	*	39	4-15	.267	1-8	.125	4-4	1.000	0	4	4	4.0	3	5	4	0	1	13	13.0	
at Hampton	11/14/19	*	20	3-6	.500	2-3	.667	3-4	.750	0	1	1	2.5	4	3	3	0	3	11	12.0	
at Richmond	11/16/19	*	37	0-7	.000	0-3	.000	1-2	.500	0	4	4	3.0	2	7	4	0	3	1	8.3	
SIEW	11/19/19	*	26	3-4	.750	0-1	.000	4-4	1.000	2	4	6	3.8	4	5	1	0	1	10	8.8	
LR	11/21/19	*	38	6-14	.429	3-8	.375	6-6	1.000	0	4	4	3.8	5	2	2	0	3	21	11.2	
at Western Mich.	11/24/19	*	32	3-13	.231	1-6	.167	0-0	.000	0	2	2	3.5	1	1	1	0	2	7	10.5	
LOYOLA MARYLAND	11/29/19	*	34	5-11	.455	3-6	.500	2-2	1.000	3	5	8	4.1	3	2	3	1	4	15	11.1	
KANSAS	11/30/19	*	26	5-12	.417	2-7	.286	1-2	.500	1	0	1	3.8	5	1	3	0	1	13	11.4	
CCSU	12/15/19	*	32	5-6	.833	3-4	.750	5-5	1.000	0	2	2	3.6	2	1	1	0	0	18	12.1	
FURMAN	12/20/19	*	40	1-4	.250	0-3	.000	3-4	.750	0	1	1	3.3	4	6	4	0	1	5	11.4	
HARVARD	12/21/19	*	27	4-8	.500	2-3	.667	0-0	.000	0	2	2	3.2	3	4	2	0	1	10	11.3	
at UTSA	01/02/20	*	26	4-10	.400	1-5	.200	2-2	1.000	3	1	4	3.3	1	2	0	0	1	11	11.3	
at UTEP	1/4/20	*	30	3-9	.333	1-5	.200	2-3	.667	1	0	1	3.1	2	3	3	0	0	9	11.1	
RICE	01/09/20	*	40	11-19	.579	4-10	.400	2-2	1.000	2	3	5	3.2	3	3	3	0	4	28	12.3	
NORTH TEXAS	01/11/20	*	50	6-20	.300	2-9	.222	7-7	1.000	3	4	7	3.5	2	4	2	0	3	21	12.9	
at Middle Tenn.	01/16/20	*	16	1-7	.143	1-2	.500	2-2	1.000	1	2	3	3.4	4	0	1	0	0	5	12.4	
at UAB	1/18/20	*	34	3-11	.273	1-5	.200	2-3	.667	2	1	3	3.4	5	0	3	0	0	9	12.2	
CHARLOTTE	01/23/20	*	34	2-8	.250	0-5	.000	2-2	1.000	0	0	0	3.2	3	5	1	0	4	6	11.8	
OLD DOMINION	01/25/20	*	40	3-7	.429	2-5	.400	5-9	.556	1	4	5	3.3	2	1	2	0	3	13	11.9	
at Western Ky.	01/30/20	*	31	5-14	.357	3-10	.300	5-5	1.000	2	0	2	3.3	5	0	4	0	1	18	12.2	
at Marshall	2/1/20	*	38	5-17	.294	3-10	.300	4-6	.667	1	2	3	3.2	3	1	3	0	2	17	12.4	
at FIUW	2/8/20	*	45	2-13	.154	0-6	.000	6-6	1.000	0	2	2	3.2	3	1	2	0	0	10	12.3	
SOUTHERN MISS	02/13/20	*	30	4-10	.400	0-2	.000	1-2	.500	1	1	2	3.1	4	3	1	0	0	9	12.2	
LOUISIANA TECH	02/15/20	*	40	8-14	.571	2-5	.400	4-6	.667	0	2	2	3.1	1	2	2	0	2	22	12.6	
FIUW	02/20/20	dnp	-	-	-	-	-	-	-	-	-	-	-	-	-	-	-	-	-	-	
WESTERN KY.	02/22/20	dnp	-	-	-	-	-	-	-	-	-	-	-	-	-	-	-	-	-	-	
Totals			24	805	96-259	.371	37-131	.282	73-88	.830	23	51	74	3.1	74	62	57	1	39	302	12.6

Games played: 24  
 Minutes/game: 33.5  
 Points/game: 12.6  
 FG Pct: 37.1  
 3FG Pct: 28.2  
 FT Pct: 83.0

Rebounds/game: 3.1  
 Assists/game: 2.6  
 Turnovers/game: 2.4  
 Assist/turnover ratio: 1.1  
 Steals/game: 1.6  
 Blocks/game: 0.0

### Career/Season Highs

#### Points

Career: 28, vs. Rice (1/9/20)  
 Season: Same

#### Rebounds

Career: 8 vs. Loyola Maryland (11/29/19)  
 Season: Same

#### Assists

Career: 7, at Richmond (11/16/19)  
 Season: Same

#### Steals

Career: 4, 3 times  
 Last: vs. Charlotte (1/23/20)  
 Season: Same

#### Blocks

Career: 1, vs. Loyola Maryland (11/29/19)  
 Season: Same

#### FG Made

Career: 11, vs. Rice (1/9/20)  
 Season: Same

#### FG Attempts

Career: 20, vs. North Texas (1/11/20)  
 Season: Same

#### 3-Point FG Made

Career: 4, vs. Rice (1/9/20)  
 Season: Same

#### 3-Point FG Attempts

Career: 10, 3 times  
 Last: at Marshall (2/1/20)  
 Season: Same

#### Free Throws Made


Career: 7, vs. North Texas (1/11/20)  
 Season: Same

#### Free Throw Attempts

Career: 9, vs. Old Dominion (1/25/20)  
 Season: Same

## Career Statistics

Season	gp-gs	min/avg	Total		3-Point		F-Throws		Rebounds				Scoring							
			fg-fga	pct	fg-fga	pct	ft-fa	pct	off	def	tot	avg	pf	fo	ast	to	blk	stl	pts	avg
2019-20	24-24	805/33.5	96-259	.371	37-131	.282	73-88	.830	23	51	74	3.1	74	4	62	57	1	39	302	12.6
TOTAL	24-24	805/33.5	96-259	.371	37-131	.282	73-88	.830	23	51	74	3.1	74	4	62	57	1	39	302	12.6



# Nikola Ozola

5-7 • Freshman • Guard  
Jurmala, Latvia • Pumpuru

# #5

## 2019-20 Statistics

### Fla. Atlantic Individual Game-by-Game (as of Feb 24, 2020) All games

#### #05 Nikola Ozola

Opponent	Date	gs	min	Total		3-Pointers		Free throws		Rebounds				pf	a	t/o	blk	stl	pts	avg
				fg-fga	pct	3fg-fga	pct	ft-fa	pct	off	def	tot	avg							
at Iowa	11/07/19	12	0-2	.000	0-1	.000	0-0	.000	0	0	0	0.0	3	1	2	0	1	0	0.0	
at Hampton	11/14/19	14	0-0	.000	0-0	.000	0-0	.000	0	0	0	0.0	2	1	2	0	0	0	0.0	
at Richmond	11/16/19	11	0-4	.000	0-1	.000	0-0	.000	0	0	0	0.0	1	0	0	0	0	0	0.0	
SIEW	11/19/19 *	14	0-1	.000	0-1	.000	0-0	.000	0	2	2	0.5	3	1	2	0	0	0	0.0	
LR	11/21/19 *	12	0-1	.000	0-1	.000	0-1	.000	0	0	0	0.4	2	0	0	0	0	0	0.0	
at Western Mich.	11/24/19 *	28	2-6	.333	1-4	.250	2-2	1.000	0	2	2	0.7	1	7	3	0	1	7	1.2	
LOYOLA MARYLAND	11/29/19 *	38	3-7	.429	2-5	.400	3-3	1.000	0	3	3	1.0	4	6	5	0	1	11	2.6	
KANSAS	11/30/19 *	28	1-3	.333	1-3	.333	1-2	.500	0	0	0	0.9	0	4	2	0	0	4	2.8	
CCSU	12/15/19 *	24	1-5	.200	0-1	.000	0-0	.000	0	2	2	1.0	1	2	4	0	0	2	2.7	
FURMAN	12/20/19 *	20	3-5	.600	1-3	.333	0-0	.000	0	0	0	0.9	2	0	4	0	0	7	3.1	
HARVARD	12/21/19 *	23	0-5	.000	0-3	.000	0-0	.000	0	0	0	0.8	2	1	6	0	0	0	2.8	
at UTSA	01/02/20 *	22	0-4	.000	0-2	.000	0-0	.000	1	1	2	0.9	5	3	3	0	0	0	2.6	
at UTEP	1/4/20 *	22	2-5	.400	1-3	.333	5-5	1.000	0	0	0	0.8	2	2	4	0	1	10	3.2	
RICE	01/09/20 *	29	0-4	.000	0-3	.000	3-5	.600	1	0	1	0.9	3	4	4	0	3	3	3.1	
NORTH TEXAS	01/11/20 *	30	2-3	.667	1-2	.500	2-4	.500	1	2	3	1.0	1	3	4	0	1	7	3.4	
at Middle Tenn.	01/16/20 *	37	1-7	.143	0-4	.000	2-2	1.000	1	2	3	1.1	2	1	4	1	0	4	3.4	
at UAB	1/18/20 *	19	0-3	.000	0-2	.000	0-0	.000	0	0	0	1.1	1	1	2	0	1	0	3.2	
CHARLOTTE	01/23/20	17	0-0	.000	0-0	.000	0-0	.000	2	2	4	1.2	4	1	1	0	2	0	3.1	
OLD DOMINION	01/25/20	4	0-2	.000	0-1	.000	0-0	.000	0	0	0	1.2	1	0	0	0	0	0	2.9	
at Western Ky.	01/30/20	2	0-0	.000	0-0	.000	0-0	.000	0	0	0	1.1	0	1	1	0	0	0	2.8	
at Marshall	2/1/20	14	0-1	.000	0-1	.000	1-2	.500	0	0	0	1.0	0	1	0	0	0	1	2.7	
at FIUW	2/8/20	16	1-3	.333	1-1	1.000	2-2	1.000	0	0	0	1.0	2	1	2	0	1	5	2.8	
SOUTHERN MISS	02/13/20 *	25	2-5	.400	2-4	.500	0-0	.000	0	0	0	1.0	4	0	1	0	3	6	2.9	
LOUISIANA TECH	02/15/20	18	0-1	.000	0-1	.000	0-0	.000	0	0	0	0.9	3	2	0	0	0	0	2.8	
FIUW	02/20/20	35	0-2	.000	0-0	.000	0-0	.000	0	3	3	1.0	2	2	7	0	0	0	2.7	
WESTERN KY.	02/22/20	32	2-9	.222	1-4	.250	0-0	.000	0	1	1	1.0	4	0	5	0	0	5	2.8	
<b>Totals</b>		<b>15</b>	<b>546</b>	<b>20-88</b>	<b>.227</b>	<b>11-51</b>	<b>.216</b>	<b>21-28</b>	<b>.750</b>	<b>6</b>	<b>20</b>	<b>26</b>	<b>1.0</b>	<b>55</b>	<b>45</b>	<b>68</b>	<b>1</b>	<b>15</b>	<b>72</b>	<b>2.8</b>

### Career/Season Highs

#### Points

Career: 11, vs. Loyola Maryland (11/29/19)  
Season: Same

#### Rebounds

Career: 4, vs. Charlotte (1/23/20)  
Season: Same

#### Assists

Career: 7, at Western Michigan (11/24/19)  
Season: Same

#### Steals

Career: 3, vs. Rice (1/9/20) & vs. Southern Miss (2/13/20)  
Season: Same

#### Blocks

Career: 1, at Middle Tennessee (1/16/20)  
Season: Same

#### FG Made

Career: 3, vs. Loyola Maryland (11/29/19) & vs. Furman (12/20/19)  
Season: Same

#### FG Attempts

Career: 7, vs. Loyola Maryland (11/29/19) & at Middle Tennessee (1/16/20)  
Season: Same

#### 3-Point FG Made

Career: 2, vs. Loyola Maryland (11/29/19) & vs. Southern Miss (2/13/20)  
Season: Same

#### 3-Point FG Attempts

Career: 5, vs. Loyola Maryland (11/29/19)  
Season: Same

#### Free Throws Made

Career: 5, at UTEP (1/4/20)  
Season: Same

#### Free Throw Attempts

Career: 5, at UTEP (1/4/20) & vs. Rice (1/9/20)  
Season: Same

Games played: 26  
Minutes/game: 21.0  
Points/game: 2.8  
FG Pct: 22.7  
3FG Pct: 21.6  
FT Pct: 75.0

Rebounds/game: 1.0  
Assists/game: 1.7  
Turnovers/game: 2.6  
Assist/turnover ratio: 0.7  
Steals/game: 0.6  
Blocks/game: 0.0

### Career Statistics

Season	gp-gs	min/avg	Total		3-Point		F-Throws		Rebounds				Scoring							
			fg-fga	pct	fg-fga	pct	ft-fa	pct	off	def	tot	avg	pf	fo	ast	to	blk	stl	pts	avg
2019-20	26-15	546/21.0	20-88	.227	11-51	.216	21-28	.750	6	20	26	1.0	55	1	45	68	1	15	72	2.8
<b>TOTAL</b>	<b>26-15</b>	<b>546/21.0</b>	<b>20-88</b>	<b>.227</b>	<b>11-51</b>	<b>.216</b>	<b>21-28</b>	<b>.750</b>	<b>6</b>	<b>20</b>	<b>26</b>	<b>1.0</b>	<b>55</b>	<b>1</b>	<b>45</b>	<b>68</b>	<b>1</b>	<b>15</b>	<b>72</b>	<b>2.8</b>

# Glenisha Harkless

6-0 • Sophomore • Guard  
Jacksonville, Fla. • University Christian

# #10



## 2019-20 Statistics

### Fla. Atlantic Individual Game-by-Game (as of Feb 24, 2020) All games

#### #10 Glenisha Harkless

Opponent	Date	gs	min	Total		3-Pointers		Free throws		Rebounds				pf	a	t/o	blk	stl	pts	avg	
				fg-fga	pct	3fg-fga	pct	ft-fa	pct	off	def	tot	avg								
at Iowa	11/07/19		25	1-3	.333	1-3	.333	4-4	1.000	1	2	3	3.0	5	0	7	1	0	7	7.0	
at Hampton	11/14/19		27	2-5	.400	2-4	.500	1-2	.500	1	3	4	3.5	1	2	3	0	0	7	7.0	
at Richmond	11/16/19	*	20	0-2	.000	0-1	.000	0-0	.000	1	3	4	3.7	2	0	3	0	2	0	4.7	
SJEW	11/19/19		dnp	-	-	-	-	-	-	-	-	-	-	-	-	-	-	-	-	-	
LR	11/21/19		dnp	-	-	-	-	-	-	-	-	-	-	-	-	-	-	-	-	-	
LOYOLA MARYLAND	11/29/19		dnp	-	-	-	-	-	-	-	-	-	-	-	-	-	-	-	-	-	
KANSAS	11/30/19		dnp	-	-	-	-	-	-	-	-	-	-	-	-	-	-	-	-	-	
CCSU	12/15/19		dnp	-	-	-	-	-	-	-	-	-	-	-	-	-	-	-	-	-	
FURMAN	12/20/19		3	0-0	.000	0-0	.000	0-0	.000	0	2	2	3.3	0	0	0	0	0	0	3.5	
HARVARD	12/21/19		12	0-0	.000	0-0	.000	0-0	.000	0	2	2	3.0	0	1	1	0	0	0	2.8	
at UTSA	01/02/20		19	3-8	.375	1-4	.250	0-0	.000	0	0	0	2.5	2	2	0	0	0	7	3.5	
at UTEP	1/4/20		16	1-3	.333	1-2	.500	2-4	.500	0	4	4	2.7	1	0	1	1	0	5	3.7	
RICE	01/09/20		12	0-2	.000	0-0	.000	0-0	.000	1	1	2	2.6	4	0	2	1	1	0	3.3	
NORTH TEXAS	01/11/20		16	0-3	.000	0-3	.000	0-0	.000	2	0	2	2.6	3	2	3	2	0	0	2.9	
at Middle Tenn.	01/16/20		16	0-2	.000	0-2	.000	0-0	.000	2	2	4	2.7	1	3	3	0	0	0	2.6	
at UAB	1/18/20		13	0-1	.000	0-0	.000	1-2	.500	0	0	0	2.5	2	0	0	0	3	1	2.5	
CHARLOTTE	01/23/20	*	22	1-4	.250	0-1	.000	2-2	1.000	0	2	2	2.4	2	1	0	0	1	4	2.6	
OLD DOMINION	01/25/20	*	31	0-1	.000	0-1	.000	2-2	1.000	0	0	0	2.2	3	3	3	1	1	2	2.5	
at Western Ky.	01/30/20	*	25	0-2	.000	0-1	.000	0-0	.000	1	1	2	2.2	2	6	4	2	0	0	2.4	
at Marshall	2/1/20	*	22	1-4	.250	1-4	.250	0-0	.000	0	1	1	2.1	4	5	2	0	0	3	2.4	
at FIUW	2/8/20	*	36	3-6	.500	3-4	.750	3-4	.750	0	3	3	2.2	2	1	2	0	1	12	3.0	
SOUTHERN MISS	02/13/20		7	0-0	.000	0-0	.000	2-2	1.000	0	1	1	2.1	0	0	1	0	0	2	2.9	
LOUISIANA TECH	02/15/20	*	23	0-1	.000	0-0	.000	1-2	.500	0	3	3	2.2	4	0	5	0	1	1	2.8	
FIUW	02/20/20	*	25	2-5	.400	2-4	.500	0-0	.000	0	3	3	2.2	3	3	2	0	0	6	3.0	
WESTERN KY.	02/22/20	*	7	0-1	.000	0-0	.000	2-2	1.000	0	0	0	2.1	0	0	1	0	0	2	3.0	
Totals			9	377	14-53	.264	11-34	.324	20-26	.769	9	33	42	2.1	41	29	43	8	10	59	3.0

Games played: 20  
Minutes/game: 18.9  
Points/game: 3.0  
FG Pct: 26.4  
3FG Pct: 32.4  
FT Pct: 76.9

Rebounds/game: 2.1  
Assists/game: 1.5  
Turnovers/game: 2.2  
Assist/turnover ratio: 0.7  
Steals/game: 0.5  
Blocks/game: 0.4

### Career/Season Highs

#### Points

Career: 13, at Furman (12/12/18)  
Season: 12, at FIU (2/8/20)

#### Rebounds

Career: 6, vs. Richmond (11/18/18)  
Season: 4, 4 times  
Last: at Middle Tennessee (1/16/20)

#### Assists

Career: 6, vs. Marshall (1/17/19) & at WKU (1/30/20)  
Season: 6, at WKU (1/30/20)

#### Steals

Career: 3, at Tulane (11/28/18) & at UAB (1/18/20)  
Season: 3, at UAB (1/18/20)

#### Blocks

Career: 2, 3 times  
Last: at WKU (1/30/20)  
Season: 2, vs. North Texas (1/11/20) & at WKU (1/30/20)

#### FG Made

Career: 5, at Old Dominion (3/13/19)  
Season: 3, at UTSA (1/2/20) & at FIU (2/8/20)

#### FG Attempts

Career: 16, at Furman (12/12/18)  
Season: 8, at UTSA (1/2/20)

#### 3-Point FG Made

Career: 3, vs. UAB (1/3/19) & at FIU (2/8/20)  
Season: 3, at FIU (2/8/20)

#### 3-Point FG Attempts

Career: 8 vs. Old Dominion (3/13/19)  
Season: 4, 5 times  
Last: vs. FIU (2/20/20)

#### Free Throws Made

Career: 4, at Iowa (11/7/19)  
Season: Same

#### Free Throw Attempts

Career: 5, at Little Rock (11/14/18)  
Season: 4, 3 times  
Last: at FIU (2/8/20)

## Career Statistics

Season	gp-gs	min/avg	Total		3-Point		F-Throws		Rebounds				Scoring							
			fg-fga	pct	fg-fga	pct	ft-fa	pct	off	def	tot	avg	pf	fo	ast	to	blk	stl	pts	avg
2018-19	26-20	608/23.4	43-169	.254	22-81	.272	22-38	.579	11	47	58	2.2	39	0	56	70	13	19	130	5.0
2019-20	20-9	377/18.9	14-53	.264	11-34	.324	20-26	.769	9	33	42	2.1	41	1	29	43	8	10	59	3.0
TOTAL	46-29	985/21.4	57-222	.257	33-115	.287	42-64	.656	20	80	100	2.2	80	1	85	113	21	29	189	4.1

# Juliette Gauthier

6-1 • Sophomore • Guard/Forward

Blainville, Quebec, Canada • Montmorency College

# # 11



## 2019-20 Statistics

Fla. Atlantic Individual Game-by-Game (as of Feb 24, 2020)  
All games

### #11 Juliette Gauthier

Opponent	Date	gs	min	Total		3-Pointers		Free throws		Rebounds				pf	a	t/o	blk	stl	pts	avg	
				fg-fga	pct	3fg-fga	pct	ft-fa	pct	off	def	tot	avg								
at Iowa	11/07/19	*	31	0-10	.000	0-8	.000	2-2	1.000	1	6	7	7.0	5	0	3	0	2	2	2.0	
at Hampton	11/14/19	*	39	3-10	.300	2-7	.286	2-2	1.000	4	5	9	8.0	4	4	6	1	0	10	6.0	
at Richmond	11/16/19	*	28	4-10	.400	1-6	.167	1-2	.500	1	5	6	7.3	4	1	3	0	2	10	7.3	
SIEW	11/19/19	*	35	9-18	.500	6-11	.545	0-2	.000	1	11	12	8.5	1	1	3	0	1	24	11.5	
LR	11/21/19	*	37	1-7	.143	1-6	.167	8-8	1.000	0	7	7	8.2	2	1	3	0	1	11	11.4	
at Western Mich.	11/24/19	*	20	2-4	.500	1-3	.333	1-2	.500	0	1	1	7.0	2	0	1	0	0	6	10.5	
LOYOLA MARYLAND	11/29/19	*	38	3-13	.231	2-10	.200	2-2	1.000	0	14	14	8.0	0	3	2	0	1	10	10.4	
KANSAS	11/30/19	*	38	5-10	.500	3-6	.500	5-6	.833	2	3	5	7.6	4	0	4	0	1	18	11.4	
CCSU	12/15/19	*	37	3-5	.600	2-3	.667	0-0	.000	2	7	9	7.8	0	1	1	0	1	8	11.0	
FURMAN	12/20/19	*	34	3-6	.500	2-5	.400	2-2	1.000	1	6	7	7.7	4	0	1	0	1	10	10.9	
HARVARD	12/21/19	*	28	3-6	.500	2-4	.500	2-2	1.000	1	5	6	7.5	0	1	1	0	2	10	10.8	
at UTSA	01/02/20	*	33	6-9	.667	0-0	.000	0-0	.000	7	5	12	7.9	0	4	0	1	1	12	10.9	
at UTEP	1/4/20	*	21	3-9	.333	2-6	.333	0-0	.000	2	5	7	7.8	5	0	2	0	0	8	10.7	
RICE	01/09/20	*	36	2-6	.333	0-4	.000	4-4	1.000	1	3	4	7.6	2	3	1	0	5	8	10.5	
NORTH TEXAS	01/11/20	*	47	6-15	.400	3-12	.250	0-0	.000	2	11	13	7.9	2	0	1	0	0	15	10.8	
at Middle Tenn.	01/16/20	*	34	3-11	.273	2-9	.222	0-0	.000	0	1	1	7.5	4	1	2	0	2	8	10.6	
at UAB	1/18/20	*	24	4-10	.400	2-5	.400	2-2	1.000	0	5	5	7.4	1	0	2	1	2	12	10.7	
CHARLOTTE	01/23/20	*	36	7-11	.636	4-6	.667	0-0	.000	2	7	9	7.4	1	3	2	0	1	18	11.1	
OLD DOMINION	01/25/20	*	40	4-13	.308	2-7	.286	7-8	.875	2	4	6	7.4	3	4	2	0	1	17	11.4	
at Western Ky.	01/30/20	*	40	3-8	.375	2-5	.400	3-3	1.000	2	3	5	7.3	3	2	2	1	2	11	11.4	
at Marshall	2/1/20	*	37	4-8	.500	1-2	.500	3-4	.750	5	6	11	7.4	0	1	2	2	1	12	11.4	
at FIUW	2/8/20	*	38	2-9	.222	0-2	.000	1-2	.500	0	9	9	7.5	4	4	1	0	0	5	11.1	
SOUTHERN MISS	02/13/20	*	38	1-6	.167	0-2	.000	7-8	.875	1	3	4	7.3	3	4	4	0	1	9	11.0	
LOUISIANA TECH	02/15/20	*	19	2-4	.500	1-2	.500	0-0	.000	1	3	4	7.2	0	0	2	0	0	5	10.8	
FIUW	02/20/20	*	16	1-5	.200	0-2	.000	0-0	.000	0	5	5	7.1	5	0	3	0	0	2	10.4	
WESTERN KY.	02/22/20	*	40	8-15	.533	2-6	.333	2-2	1.000	2	9	11	7.3	3	2	4	0	1	20	10.8	
Totals			26	864	92-238	.387	43-139	.309	54-63	.857	40	149	189	7.3	62	40	58	6	29	281	10.8

Games played: 26  
Minutes/game: 33.2  
Points/game: 10.8  
FG Pct: 38.7  
3FG Pct: 30.9  
FT Pct: 85.7

Rebounds/game: 7.3  
Assists/game: 1.5  
Turnovers/game: 2.2  
Assist/turnover ratio: 0.7  
Steals/game: 1.1  
Blocks/game: 0.2

### Career/Season Highs

#### Points

Career: 24, vs. UTSA (2/9/19) & vs. Siena (11/19/19)  
Season: 24 vs. Siena (11/19/19)

#### Rebounds

Career: 14, vs. Loyola Maryland (11/29/19)  
Season: Same

#### Assists

Career: 7, vs. Hampton (11/7/18)  
Season: 4, 5 times  
Last: vs. Southern Miss (2/13/20)

#### Steals

Career: 6, at Michigan State (12/20/18)  
Season: 5, vs. Rice (1/9/20)

#### Blocks

Career: 2, at Marshall (2/1/20)  
Season: Same

#### FG Made

Career: 9, at Rice (2/16/19) & vs. Siena (11/19/19)  
Season: 9 vs. Siena (11/19/19)

#### FG Attempts

Career: 18, vs. Siena (11/19/19)  
Season: Same

#### 3-Point FG Made

Career: 6, vs. Siena (11/19/19)  
Season: Same

#### 3-Point FG Attempts

Career: 12, vs. North Texas (1/11/20)  
Season: Same

#### Free Throws Made

Career: 8, vs. Little Rock (11/21/19)  
Season: Same

#### Free Throw Attempts

Career: 8, 3 times  
Last: vs. Southern Miss (2/13/20)  
Season: Same

## Career Statistics

Season	gp-gs	min/avg	Total		3-Point		F-Throws		Rebounds				Scoring							
			fg-fga	pct	fg-fga	pct	ft-fa	pct	off	def	tot	avg	pf	fo	ast	to	blk	stl	pts	avg
2018-19	28-28	897/32.0	110-278	.396	41-143	.287	53-63	.841	40	118	158	5.6	57	0	39	69	3	23	314	11.2
2019-20	26-26	864/33.2	92-238	.387	43-139	.309	54-63	.857	40	149	189	7.3	62	3	40	58	6	29	281	10.8
TOTAL	54-54	1761/32.6	202-516	.391	84-282	.298	107-126	.849	80	267	347	6.4	119	3	79	127	9	52	595	11.0

# Allie Tylka

6-0 • Freshman • Guard  
Wauconda, Ill. • Wauconda

# #12



## 2019-20 Statistics

### Fla. Atlantic Individual Game-by-Game (as of Feb 24, 2020) All games

#### #12 Allie Tylka

Opponent	Date	gs	min	Total		3-Pointers		Free throws		Rebounds				pf	a	t/o	blk	stl	pts	avg	
				fg-fga	pct	3fg-fga	pct	ft-fa	pct	off	def	tot	avg								
at Iowa	11/07/19		5	0-1	.000	0-0	.000	0-0	.000	0	1	1	1.0	3	0	0	0	0	0	0.0	
at Hampton	11/14/19		dnp	-	-	-	-	-	-	-	-	-	-	-	-	-	-	-	-	-	
SIEW	11/19/19		16	3-5	.600	1-1	1.000	0-0	.000	0	1	1	1.0	5	1	3	0	1	7	3.5	
LR	11/21/19		1	0-0	.000	0-0	.000	0-0	.000	1	0	1	1.0	0	0	0	0	0	0	2.3	
at Western Mich.	11/24/19		6	0-0	.000	0-0	.000	0-0	.000	0	2	2	1.3	0	0	0	0	0	0	1.8	
LOYOLA MARYLAND	11/29/19		dnp	-	-	-	-	-	-	-	-	-	-	-	-	-	-	-	-	-	
KANSAS	11/30/19		5	0-0	.000	0-0	.000	3-4	.750	0	0	0	1.0	0	1	1	0	0	3	2.0	
CCSU	12/15/19		4	1-1	1.000	1-1	1.000	2-2	1.000	0	0	0	0.8	0	0	0	0	1	5	2.5	
FURMAN	12/20/19		dnp	-	-	-	-	-	-	-	-	-	-	-	-	-	-	-	-	-	
HARVARD	12/21/19		4	0-0	.000	0-0	.000	0-0	.000	0	0	0	0.7	0	0	0	0	0	0	2.1	
at UTSA	01/02/20		3	1-1	1.000	0-0	.000	0-0	.000	0	0	0	0.6	2	0	1	0	0	2	2.1	
at UTEP	1/4/20		5	1-1	1.000	0-0	.000	0-0	.000	0	0	0	0.6	1	1	0	0	1	2	2.1	
RICE	01/09/20		dnp	-	-	-	-	-	-	-	-	-	-	-	-	-	-	-	-	-	
NORTH TEXAS	01/11/20		dnp	-	-	-	-	-	-	-	-	-	-	-	-	-	-	-	-	-	
at Middle Tenn.	01/16/20		6	0-0	.000	0-0	.000	0-0	.000	1	0	1	0.6	0	0	0	0	0	0	1.9	
at UAB	1/18/20		14	1-3	.333	0-2	.000	0-0	.000	0	0	0	0.5	1	1	0	0	0	2	1.9	
CHARLOTTE	01/23/20		7	0-0	.000	0-0	.000	2-2	1.000	0	0	0	0.5	0	0	1	0	0	2	1.9	
OLD DOMINION	01/25/20		0	0-0	.000	0-0	.000	0-0	.000	0	0	0	0.5	0	0	0	0	0	0	1.8	
at Western Ky.	01/30/20		13	0-0	.000	0-0	.000	0-0	.000	0	0	0	0.4	4	0	2	0	0	0	1.6	
at Marshall	2/1/20		6	0-1	.000	0-0	.000	0-0	.000	0	0	0	0.4	2	0	0	0	0	0	1.5	
at FIUW	2/8/20		1	0-0	.000	0-0	.000	0-0	.000	0	0	0	0.4	1	0	1	0	0	0	1.4	
SOUTHERN MISS	02/13/20		dnp	-	-	-	-	-	-	-	-	-	-	-	-	-	-	-	-	-	
LOUISIANA TECH	02/15/20		0	0-0	.000	0-0	.000	0-0	.000	0	0	0	0.4	0	0	0	0	0	0	1.4	
FIUW	02/20/20		17	0-1	.000	0-1	.000	1-2	.500	1	2	3	0.5	1	1	3	0	2	1	1.3	
WESTERN KY.	02/22/20		4	0-0	.000	0-0	.000	0-0	.000	1	0	1	0.5	1	1	0	0	0	0	1.3	
<b>Totals</b>			<b>0</b>	<b>117</b>	<b>7-14</b>	<b>.500</b>	<b>2-5</b>	<b>.400</b>	<b>8-10</b>	<b>.800</b>	<b>4</b>	<b>6</b>	<b>10</b>	<b>0.5</b>	<b>21</b>	<b>6</b>	<b>12</b>	<b>0</b>	<b>5</b>	<b>24</b>	<b>1.3</b>

### Career/Season Highs

#### Points

Career: 7, vs. Siena (11/19/19)  
Season: Same

#### Rebounds

Career: 3, vs. FIU (2/20/20)  
Season: Same

#### Assists

Career: 1, 6 times  
Last: vs. WKU (2/22/20)  
Season: Same

#### Steals

Career: 2, vs. FIU (2/20/20)  
Season: Same

#### Blocks

Career: -  
Season: -

#### FG Made

Career: 3, vs. Siena (11/19/19)  
Season: Same

#### FG Attempts

Career: 5, vs. Siena (11/19/19)  
Season: Same

#### 3-Point FG Made

Career: 1, vs. Siena (11/19/19) & vs. Central Connecticut (12/15/19)  
Season: Same

#### 3-Point FG Attempts

Career: 2, at UAB (1/18/20)  
Season: Same

#### Free Throws Made

Career: 3, vs. Kansas (11/30/19)  
Season: Same

#### Free Throw Attempts

Career: 4 vs. Kansas (11/30/19)  
Season: Same

Games played: 19  
Minutes/game: 6.2  
Points/game: 1.3  
FG Pct: 50.0  
3FG Pct: 40.0  
FT Pct: 80.0

Rebounds/game: 0.5  
Assists/game: 0.3  
Turnovers/game: 0.6  
Assist/turnover ratio: 0.5  
Steals/game: 0.3

## Career Statistics

Season	gp-gs	min/avg	Total		3-Point		F-Throws		Rebounds				Scoring							
			fg-fga	pct	fg-fga	pct	ft-fa	pct	off	def	tot	avg	pf	pts	avg					
2019-20	19-0	117/6.2	7-14	.500	2-5	.400	8-10	.800	4	6	10	0.5	21	1	6	12	0	5	24	1.3
<b>TOTAL</b>	<b>19-0</b>	<b>117/6.2</b>	<b>7-14</b>	<b>.500</b>	<b>2-5</b>	<b>.400</b>	<b>8-10</b>	<b>.800</b>	<b>4</b>	<b>6</b>	<b>10</b>	<b>0.5</b>	<b>21</b>	<b>1</b>	<b>6</b>	<b>12</b>	<b>0</b>	<b>5</b>	<b>24</b>	<b>1.3</b>



# Abby Voss

6-0 • Sophomore • Forward  
Milford, Ohio • Mount Notre Dame

# #14

## 2019-20 Statistics

### Fla. Atlantic Individual Game-by-Game (as of Feb 24, 2020) All games

#### #14 Abby Voss

Opponent	Date	gs	min	Total		3-Pointers		Free throws		Rebounds				pf	a	t/o	blk	stl	pts	avg
				fg-fga	pct	3fg-fga	pct	ft-fga	pct	off	def	tot	avg							
at Iowa	11/07/19	13	1-4	.250	1-3	.333	1-2	.500	0	0	0	0.0	2	0	0	0	0	4	4.0	
at Hampton	11/14/19	3	1-2	.500	0-0	.000	0-0	.000	0	0	0	0.0	0	0	0	0	0	2	3.0	
at Richmond	11/16/19	23	1-4	.250	1-3	.333	0-0	.000	0	3	3	1.0	4	0	0	0	3	3.0		
SIEW	11/19/19	21	4-6	.667	0-2	.000	2-2	1.000	2	1	3	1.5	1	3	2	1	2	10	4.8	
LR	11/21/19	10	2-3	.667	1-1	1.000	0-0	.000	1	0	1	1.4	3	0	3	0	5	4.8		
at Western Mich.	11/24/19	12	2-4	.500	0-0	.000	0-0	.000	1	1	2	1.5	4	0	1	0	0	4	4.7	
LOYOLA MARYLAND	11/29/19	4	0-1	.000	0-1	.000	0-0	.000	0	0	0	1.3	0	0	1	0	0	0	4.0	
KANSAS	11/30/19	13	2-2	1.000	1-1	1.000	2-2	1.000	2	1	3	1.5	2	0	2	0	1	7	4.4	
CCSU	12/15/19	12	1-4	.250	0-1	.000	0-0	.000	0	1	1	1.4	2	0	0	0	2	4.1		
FURMAN	12/20/19	dnp	-	-	-	-	-	-	-	-	-	-	-	-	-	-	-	-	-	
HARVARD	12/21/19	11	0-2	.000	0-1	.000	0-0	.000	0	1	1	1.4	0	0	0	0	0	3.7		
at UTSA	01/02/20	9	3-6	.500	1-4	.250	0-0	.000	1	2	3	1.5	1	1	2	0	7	4.0		
at UTEP	1/4/20	6	0-1	.000	0-0	.000	0-0	.000	0	0	0	1.4	1	0	0	0	0	3.7		
RICE	01/09/20	8	1-2	.500	0-1	.000	0-0	.000	1	0	1	1.4	0	1	1	0	2	3.5		
NORTH TEXAS	01/11/20	6	1-3	.333	0-1	.000	2-2	1.000	3	0	3	1.5	2	0	0	0	4	3.6		
at Middle Tenn.	01/16/20	8	2-2	1.000	0-0	.000	0-0	.000	0	2	2	1.5	5	0	0	0	1	4	3.6	
at UAB	1/18/20	12	1-2	.500	1-2	.500	0-0	.000	1	1	2	1.6	3	0	3	0	1	3	3.6	
CHARLOTTE	01/23/20	19	2-6	.333	1-3	.333	0-2	.000	0	1	1	1.5	4	0	0	0	5	3.6		
OLD DOMINION	01/25/20	12	1-3	.333	0-1	.000	0-0	.000	1	1	2	1.6	0	0	1	1	0	2	3.6	
at Western Ky.	01/30/20	20	1-2	.500	0-1	.000	1-2	.500	1	3	4	1.7	2	1	1	0	1	3	3.5	
at Marshall	2/1/20	11	1-1	1.000	0-0	.000	0-0	.000	0	1	1	1.7	3	1	1	0	0	2	3.5	
at FIUW	2/8/20	dnp	-	-	-	-	-	-	-	-	-	-	-	-	-	-	-	-	-	
SOUTHERN MISS	02/13/20	dnp	-	-	-	-	-	-	-	-	-	-	-	-	-	-	-	-	-	
LOUISIANA TECH	02/15/20	dnp	-	-	-	-	-	-	-	-	-	-	-	-	-	-	-	-	-	
FIUW	02/20/20	dnp	-	-	-	-	-	-	-	-	-	-	-	-	-	-	-	-	-	
WESTERN KY.	02/22/20	3	0-0	.000	0-0	.000	0-0	.000	0	0	0	1.6	0	0	0	0	0	0	3.3	
Totals		0	236	27-60	.450	7-26	.269	8-12	.667	14	19	33	1.6	39	7	18	2	6	69	3.3

Games played: 21  
Minutes/game: 11.2  
Points/game: 3.3  
FG Pct: 45.0  
3FG Pct: 26.9  
FT Pct: 66.7

Rebounds/game: 1.6  
Assists/game: 0.3  
Turnovers/game: 0.9  
Assist/turnover ratio: 0.4  
Steals/game: 0.3  
Blocks/game: 0.1

### Career/Season Highs

**Points**  
Career: 19, vs. North Carolina A&T (12/28/18)  
Season: 10, vs. Siena (11/19/19)

**Rebounds**  
Career: 3, vs. Richmond (11/18/18)  
Season: 4, at WKU (1/30/20)

**Assists**  
Career: 5, vs. Richmond (11/18/18)  
Season: 3, vs. Siena (11/19/19)

**Steals**  
Career: 3, vs. Lafayette (11/23/18)  
Season: 2, vs. Siena (11/19/19)

**Blocks**  
Career: 1, 5 times  
Last: vs. Old Dominion (1/25/20)  
Season: 1, vs. Siena (11/19/19) & vs. Old Dominion (1/25/20)

**FG Made**  
Career: 7, vs. North Carolina A&T (12/28/18)  
Season: 4, vs. Siena (11/19/19)

**FG Attempts**  
Career: 16, at Furman (12/12/18)  
Season: 6, vs. Siena (11/19/19)

**3-Point FG Made**  
Career: 3, 4 times  
Season: 1, 7 times  
Last: vs. Charlotte (1/23/20)

**3-Point FG Attempts**  
Career: 8, at Furman (12/12/18)  
Season: 4, at UTSA (1/2/20)

**Free Throws Made**  
Career: 3, 3 times  
Season: 2, 3 times  
Last: vs. North Texas (1/11/20)

**Free Throw Attempts**  
Career: 5, at Little Rock (11/14/18)  
Season: 2, 5 times  
Last: vs. Charlotte (1/23/20)

## Career Statistics

Season	gp-gs	min/avg	Total		3-Point		F-Throws		Rebounds				Scoring							
			fg-fga	pct	fg-fga	pct	ft-fga	pct	off	def	tot	avg	pf	fo	ast	to	blk	stl	pts	avg
2018-19	30-10	671/22.4	56-145	.386	14-60	.233	31-46	.674	61	115	176	5.9	77	1	23	61	3	21	157	5.2
2019-20	21-0	236/11.2	27-60	.450	7-26	.269	8-12	.667	14	19	33	1.6	39	1	7	18	2	6	69	3.3
TOTAL	51-10	907/17.8	83-205	.405	21-86	.244	39-58	.672	75	134	209	4.1	116	2	30	79	5	27	226	4.4





# Tanya Gordon

5-9 • Freshman • Guard  
Plant City, Fla. • Tampa Catholic

# #23

## 2019-20 Statistics

### Fla. Atlantic Individual Game-by-Game (as of Feb 24, 2020) All games

#### #23 Tanya Gordon

Opponent	Date	gs	min	Total		3-Pointers		Free throws		Rebounds				pf	a	t/o	blk	stl	pts	avg
				fg-fga	pct	3fg-fga	pct	ft-fa	pct	off	def	tot	avg							
at Iowa	11/07/19	7	0-1	.000	0-0	.000	0-0	.000	1	1	2	2.0	1	0	1	0	0	0	0	0.0
at Hampton	11/14/19	21	3-7	.429	0-0	.000	0-2	.000	2	2	4	3.0	3	1	2	0	1	6	3.0	
at Richmond	11/16/19	16	5-11	.455	1-2	.500	0-0	.000	1	4	5	3.7	1	1	1	2	1	11	5.7	
SIUEW	11/19/19	dnp	-	-	-	-	-	-	-	-	-	-	-	-	-	-	-	-	-	
LR	11/21/19	11	0-2	.000	0-0	.000	0-0	.000	0	0	0	2.8	3	2	2	0	1	0	4.3	
at Western Mich.	11/24/19	11	1-2	.500	1-1	1.000	1-2	.500	0	5	5	3.2	3	1	2	1	0	4	4.2	
LOYOLA MARYLAND	11/29/19	7	2-3	.667	1-1	1.000	0-0	.000	1	0	1	2.8	1	0	1	0	1	5	4.3	
KANSAS	11/30/19	17	1-9	.111	1-3	.333	1-2	.500	2	2	4	3.0	1	0	1	0	2	4	4.3	
CCSU	12/15/19	10	2-5	.400	0-2	.000	0-0	.000	1	1	2	2.9	1	1	0	0	1	4	4.3	
FURMAN	12/20/19	9	0-0	.000	0-0	.000	0-0	.000	0	2	2	2.8	3	1	0	0	0	0	3.8	
HARVARD	12/21/19	16	2-8	.250	1-4	.250	0-0	.000	1	3	4	2.9	1	1	1	0	1	5	3.9	
at UTSA	01/02/20	9	1-2	.500	0-0	.000	0-0	.000	0	2	2	2.8	3	1	2	0	0	2	3.7	
at UTEP	1/4/20	15	4-6	.667	1-3	.333	1-2	.500	1	2	3	2.8	2	1	0	1	0	10	4.3	
RICE	01/09/20	dnp	-	-	-	-	-	-	-	-	-	-	-	-	-	-	-	-	-	
NORTH TEXAS	01/11/20	3	0-1	.000	0-0	.000	0-0	.000	0	0	0	2.6	1	0	0	0	1	0	3.9	
at Middle Tenn.	01/16/20	3	0-1	.000	0-0	.000	0-0	.000	0	0	0	2.4	2	0	0	0	0	0	3.6	
at UAB	1/18/20	11	0-1	.000	0-1	.000	1-2	.500	1	2	3	2.5	0	0	0	0	0	1	3.5	
CHARLOTTE	01/23/20	7	1-3	.333	0-0	.000	0-0	.000	3	2	5	2.6	0	0	4	0	0	2	3.4	
OLD DOMINION	01/25/20	4	1-3	.333	0-2	.000	0-0	.000	0	1	1	2.5	0	0	0	0	0	2	3.3	
at Western Ky.	01/30/20	2	1-1	1.000	1-1	1.000	0-0	.000	0	1	1	2.4	0	0	0	0	0	3	3.3	
at Marshall	2/1/20	9	4-10	.400	0-1	.000	1-2	.500	2	2	4	2.5	1	1	1	0	4	9	3.6	
at FIUW	2/8/20	4	0-1	.000	0-1	.000	0-0	.000	0	1	1	2.5	1	0	0	0	0	0	3.4	
SOUTHERN MISS	02/13/20	3	1-1	1.000	1-1	1.000	0-0	.000	0	0	0	2.3	1	0	1	0	0	3	3.4	
LOUISIANA TECH	02/15/20	24	4-6	.667	1-2	.500	1-2	.500	1	5	6	2.5	3	0	2	1	1	10	3.7	
FIUW	02/20/20	* 29	11-23	.478	2-4	.500	2-3	.667	0	5	5	2.6	3	0	3	0	2	26	4.7	
WESTERN KY.	02/22/20	* 30	2-12	.167	0-3	.000	0-0	.000	2	5	7	2.8	5	0	4	0	2	4	4.6	
Totals		2	278	46-119	.387	11-32	.344	8-17	.471	19	48	67	2.8	40	11	28	5	18	111	4.6

Games played: 24  
Minutes/game: 11.6  
Points/game: 4.6  
FG Pct: 38.7  
3FG Pct: 34.4  
FT Pct: 47.1

Rebounds/game: 2.8  
Assists/game: 0.5  
Turnovers/game: 1.2  
Assist/turnover ratio: 0.4  
Steals/game: 0.8  
Blocks/game: 0.2

### Career/Season Highs

#### Points

Career: 26, vs. FIU (2/20/20)  
Season: Same

#### Rebounds

Career: 7, vs. WKU (2/22/20)  
Season: Same

#### Assists

Career: 2, vs. Little Rock (11/21/19)  
Season: Same

#### Steals

Career: 4, at Marshall (2/1/20)  
Season: Same

#### Blocks

Career: 2, at Richmond (11/16/19)  
Season: Same

#### FG Made

Career: 11, vs. FIU (2/20/20)  
Season: Same

#### FG Attempts

Career: 23, vs. FIU (2/20/20)  
Season: Same

#### 3-Point FG Made

Career: 2, vs. FIU (2/20/20)  
Season: Same

#### 3-Point FG Attempts

Career: 4, vs. Harvard (12/21/19) & vs. FIU (2/20/20)  
Season: Same

#### Free Throws Made

Career: 2, vs. FIU (2/20/20)  
Season: Same

#### Free Throw Attempts

Career: 3, vs. FIU (2/20/20)  
Season: Same

## Career Statistics

Season	gp-gs	min/avg	Total		3-Point		F-Throws		Rebounds				Scoring							
			fg-fga	pct	fg-fga	pct	ft-fa	pct	off	def	tot	avg	pf	fo	ast	to	blk	stl	pts	avg
2019-20	24-2	278/11.6	46-119	.387	11-32	.344	8-17	.471	19	48	67	2.8	40	1	11	28	5	18	111	4.6
TOTAL	24-2	278/11.6	46-119	.387	11-32	.344	8-17	.471	19	48	67	2.8	40	1	11	28	5	18	111	4.6

# Amber Gaston

6-0 • Sophomore • Forward  
Vicksburg, Miss. • Warren Central

# #32



## 2019-20 Statistics

### Fla. Atlantic Individual Game-by-Game (as of Feb 24, 2020) All games

#### #32 Amber Gaston

Opponent	Date	gs	min	Total		3-Pointers		Free throws		Rebounds				pf	a	t/o	blk	stl	pts	avg	
				fg-fga	pct	3fg-fga	pct	ft-fa	pct	off	def	tot	avg								
at Iowa	11/07/19	*	26	4-5	.800	1-2	.500	1-2	.500	0	6	6	6.0	5	0	3	1	0	10	10.0	
at Hampton	11/14/19	*	25	2-7	.286	0-1	.000	0-0	.000	1	4	5	5.5	3	3	3	3	1	4	7.0	
at Richmond	11/16/19	*	13	1-1	1.000	0-0	.000	2-3	.667	0	2	2	4.3	0	0	1	0	0	4	6.0	
SIEW	11/19/19		18	2-7	.286	0-0	.000	1-2	.500	2	3	5	4.5	2	0	4	1	2	5	5.8	
LR	11/21/19		17	1-3	.333	0-1	.000	0-1	.000	0	3	3	4.2	4	1	1	0	1	2	5.0	
at Western Mich.	11/24/19		27	8-10	.800	0-0	.000	3-4	.750	4	2	6	4.5	1	0	0	0	0	19	7.3	
LOYOLA MARYLAND	11/29/19		18	4-5	.800	0-0	.000	3-4	.750	2	1	3	4.3	2	0	4	1	0	11	7.9	
KANSAS	11/30/19		18	0-0	.000	0-0	.000	0-0	.000	0	3	3	4.1	4	0	3	0	0	0	6.9	
CCSU	12/15/19		6	0-0	.000	0-0	.000	0-0	.000	0	0	0	3.7	0	0	1	0	0	0	6.1	
FURMAN	12/20/19		17	3-8	.375	0-0	.000	5-7	.714	0	1	1	3.4	1	1	0	1	0	11	6.6	
HARVARD	12/21/19		16	3-5	.600	0-0	.000	0-0	.000	0	1	1	3.2	0	0	1	0	1	6	6.5	
at UTSA	01/02/20		14	2-7	.286	0-0	.000	0-0	.000	2	3	5	3.3	1	0	1	0	1	4	6.3	
at UTEP	1/4/20		7	0-0	.000	0-0	.000	1-2	.500	1	0	1	3.2	1	0	0	0	0	1	5.9	
RICE	01/09/20		14	1-5	.200	1-3	.333	0-0	.000	0	1	1	3.0	5	0	2	1	0	3	5.7	
NORTH TEXAS	01/11/20		10	1-4	.250	0-0	.000	2-2	1.000	0	2	2	2.9	3	0	2	2	0	4	5.6	
at UAB	1/18/20	dnp	-	-	-	-	-	-	-	-	-	-	-	-	-	-	-	-	-	-	
CHARLOTTE	01/23/20	dnp	-	-	-	-	-	-	-	-	-	-	-	-	-	-	-	-	-	-	
OLD DOMINION	01/25/20	dnp	-	-	-	-	-	-	-	-	-	-	-	-	-	-	-	-	-	-	
at Western Ky.	01/30/20	dnp	-	-	-	-	-	-	-	-	-	-	-	-	-	-	-	-	-	-	
at Marshall	2/1/20		6	2-2	1.000	0-0	.000	0-0	.000	0	1	1	2.8	1	0	0	0	0	4	5.5	
at FIUW	2/8/20		13	0-2	.000	0-1	.000	1-2	.500	0	2	2	2.8	4	0	1	0	0	1	5.2	
SOUTHERN MISS	02/13/20		10	1-1	1.000	0-0	.000	0-0	.000	1	0	1	2.7	2	0	2	0	0	2	5.1	
LOUISIANA TECH	02/15/20		14	0-1	.000	0-0	.000	0-0	.000	0	1	1	2.6	2	0	1	0	2	0	4.8	
FIUW	02/20/20		22	1-5	.200	0-0	.000	1-2	.500	2	4	6	2.8	0	0	2	3	3	3	4.7	
WESTERN KY.	02/22/20		14	2-4	.500	1-1	1.000	0-0	.000	1	0	1	2.7	2	0	1	0	1	5	4.7	
Totals			3	325	38-82	.463	3-9	.333	20-31	.645	16	40	56	2.7	43	5	33	13	12	99	4.7

### Career/Season Highs

#### Points

Career: 21, at North Texas (2/14/19)  
Season: 19, at Western Michigan (11/24/19)

#### Rebounds

Career: 10, at FIU (2/23/19)  
Season: 6, 3 times  
Last: vs. FIU (2/20/20)

#### Assists

Career: 3, vs. Bradley (11/23/18) & at Hampton (11/14/19)  
Season: 3, at Hampton (11/14/19)

#### Steals

Career: 3, vs. FIU (2/20/20)  
Season: Same

#### Blocks

Career: 4, vs. Lafayette (11/23/18)  
Season: 3, at Hampton (11/14/19) & vs. FIU (2/20/20)

#### FG Made

Career: 8, at Western Michigan (11/24/19)  
Season: Same

#### FG Attempts

Career: 10, at Western Michigan (11/24/19)  
Season: Same

#### 3-Point FG Made

Career: 1, 4 times  
Last: vs. WKU (2/22/20)  
Season: 1, 3 times  
Last: vs. WKU (2/22/20)

#### 3-Point FG Attempts

Career: 3, vs. Rice (1/9/20)  
Season: Same

#### Free Throws Made

Career: 7, vs. Bradley (11/24/18)  
Season: 5, vs. Furman (12/20/19)

#### Free Throw Attempts

Career: 9, vs. Bradley (11/24/18)  
Season: 7, vs. Furman (12/20/19)

Games played: 21  
Minutes/game: 15.5  
Points/game: 4.7  
FG Pct: 46.3  
3FG Pct: 33.3  
FT Pct: 64.5

Rebounds/game: 2.7  
Assists/game: 0.2  
Turnovers/game: 1.6  
Assist/turnover ratio: 0.2  
Steals/game: 0.6  
Blocks/game: 0.6

## Career Statistics

Season	gp-gs	min/avg	Total		3-Point		F-Throws		Rebounds				Scoring							
			fg-fga	pct	fg-fga	pct	ft-fa	pct	off	def	tot	avg	pf	fo	ast	to	blk	stl	pts	avg
2018-19	26-16	535/20.6	79-155	.510	1-12	.083	41-79	.519	50	66	116	4.5	70	5	12	61	19	15	200	7.7
2019-20	21-3	325/15.5	38-82	.463	3-9	.333	20-31	.645	16	40	56	2.7	43	2	5	33	13	12	99	4.7
TOTAL	47-19	860/18.3	117-237	.494	4-21	.190	61-110	.555	66	106	172	3.7	113	7	17	94	32	27	299	6.4

# Alexa Zaph

5-8 • Freshman • Guard  
Jupiter, Fla. • Oxbridge Academy

# #34



## 2019-20 Statistics

### Fla. Atlantic Individual Game-by-Game (as of Feb 24, 2020) All games

#### #34 Alexa Zaph

Opponent	Date	gs	min	Total		3-Pointers		Free throws		Rebounds				pf	a	t/o	blk	stl	pts	avg	
				fg-fga	pct	3fg-fga	pct	ft-fa	pct	off	def	tot	avg								
at Iowa	11/07/19	*	15	1-4	.250	1-1	1.000	0-0	.000	0	0	0	0.0	1	0	1	0	3	3	3.0	
at Hampton	11/14/19	*	6	1-1	1.000	0-0	.000	0-0	.000	0	2	2	1.0	0	0	4	0	1	2	2.5	
at Richmond	11/16/19		3	0-1	.000	0-0	.000	0-0	.000	0	0	0	0.7	0	0	0	0	0	0	1.7	
SIEW	11/19/19		29	3-11	.273	2-4	.500	2-2	1.000	1	4	5	1.8	1	6	4	0	1	10	3.8	
LR	11/21/19		29	2-6	.333	1-3	.333	2-2	1.000	1	2	3	2.0	4	2	4	0	0	7	4.4	
at Western Mich.	11/24/19		19	2-5	.400	1-2	.500	3-4	.750	1	3	4	2.3	2	4	4	0	0	8	5.0	
LOYOLA MARYLAND	11/29/19		10	0-2	.000	0-2	.000	0-0	.000	0	0	0	2.0	0	1	1	0	0	0	4.3	
KANSAS	11/30/19		19	0-5	.000	0-5	.000	0-0	.000	0	1	1	1.9	1	2	4	0	0	0	3.8	
CCSU	12/15/19		18	0-4	.000	0-3	.000	0-0	.000	1	1	2	1.9	2	1	1	0	0	0	3.3	
FURMAN	12/20/19		20	5-10	.500	3-6	.500	1-2	.500	0	1	1	1.8	2	1	1	0	1	14	4.4	
HARVARD	12/21/19		17	2-6	.333	0-2	.000	4-4	1.000	0	2	2	1.8	1	2	2	0	0	8	4.7	
at UTSA	01/02/20		18	2-3	.667	1-2	.500	3-4	.750	0	1	1	1.8	2	1	3	0	0	8	5.0	
at UTEP	1/4/20		24	2-7	.286	1-3	.333	7-10	.700	0	5	5	2.0	3	2	7	0	0	12	5.5	
RICE	01/09/20		10	2-5	.400	0-2	.000	0-0	.000	1	0	1	1.9	0	1	4	0	2	4	5.4	
NORTH TEXAS	01/11/20		19	0-4	.000	0-2	.000	0-2	.000	0	1	1	1.9	1	0	4	0	2	0	5.1	
at Middle Tenn.	01/16/20		9	0-1	.000	0-1	.000	0-0	.000	0	1	1	1.8	0	1	2	0	0	0	4.8	
at UAB	1/18/20		13	1-2	.500	1-1	1.000	2-2	1.000	0	2	2	1.8	1	0	0	0	1	5	4.8	
CHARLOTTE	01/23/20		8	0-1	.000	0-1	.000	0-0	.000	0	0	0	1.7	1	1	1	0	1	0	4.5	
OLD DOMINION	01/25/20		9	1-2	.500	0-1	.000	2-3	.667	0	1	1	1.7	1	0	1	0	0	4	4.5	
at Western Ky.	01/30/20		19	3-6	.500	2-4	.500	0-2	.000	0	1	1	1.7	0	0	0	0	0	8	4.7	
at Marshall	2/1/20		5	0-2	.000	0-2	.000	0-0	.000	0	0	0	1.6	0	0	0	0	1	0	4.4	
at FIUW	2/8/20		dnp	-	-	-	-	-	-	-	-	-	-	-	-	-	-	-	-	-	
SOUTHERN MISS	02/13/20		24	0-3	.000	0-3	.000	1-2	.500	0	0	0	1.5	1	0	2	0	0	1	4.3	
LOUISIANA TECH	02/15/20		1	0-0	.000	0-0	.000	0-0	.000	0	0	0	1.4	1	0	1	0	0	0	4.1	
FIUW	02/20/20		12	1-3	.333	1-3	.333	0-0	.000	0	1	1	1.4	1	0	0	0	0	3	4.0	
WESTERN KY.	02/22/20		18	1-3	.333	0-1	.000	1-1	1.000	0	0	0	1.4	1	1	0	0	1	3	4.0	
Totals			2	374	29-97	.299	14-54	.259	28-40	.700	5	29	34	1.4	27	26	51	0	14	100	4.0

Games played: 25  
Minutes/game: 15.0  
Points/game: 4.0  
FG Pct: 29.9  
3FG Pct: 25.9  
FT Pct: 70.0

Rebounds/game: 1.4  
Assists/game: 1.0  
Turnovers/game: 2.0  
Assist/turnover ratio: 0.5  
Steals/game: 0.6

### Career/Season Highs

#### Points

Career: 14, vs. Furman (12/20/19)  
Season: Same

#### Rebounds

Career: 5, vs. Siena (11/19/19) & at UTEP (1/4/20)  
Season: Same

#### Assists

Career: 6, vs. Siena (11/19/19)  
Season: Same

#### Steals

Career: 3, at Iowa (11/7/19)  
Season: Same

#### Blocks

Career: -  
Season: -

#### FG Made

Career: 5, vs. Furman (12/20/19)  
Season: Same

#### FG Attempts

Career: 11, vs. Siena (11/19/19)  
Season: Same

#### 3-Point FG Made

Career: 3, vs. Furman (12/20/19)  
Season: Same

#### 3-Point FG Attempts

Career: 6, vs. Furman (12/20/19)  
Season: Same

#### Free Throws Made

Career: 7, at UTEP (1/4/20)  
Season: Same

#### Free Throw Attempts

Career: 10, at UTEP (1/4/20)  
Season: Same

## Career Statistics

Season	gp-gs	min/avg	Total		3-Point		F-Throws		Rebounds				Scoring							
			fg-fga	pct	fg-fga	pct	ft-fa	pct	off	def	tot	avg	pf	fo	ast	to	blk	stl	pts	avg
2019-20	25-2	374/15.0	29-97	.299	14-54	.259	28-40	.700	5	29	34	1.4	27	0	26	51	0	14	100	4.0
TOTAL	25-2	374/15.0	29-97	.299	14-54	.259	28-40	.700	5	29	34	1.4	27	0	26	51	0	14	100	4.0



# Cheat Sheet

# 00



## Astou Gaye

Jr. • TR • F • 6-2 • Gulf Coast State College

PTS	RBS	ASTS	STLS	FG%	3FG%	FT%	MPG
9.0	5.8	25	12	.412	.364	.805	20.5

- Fourth leading scorer and third in rebounding on the team
- Averaging 10.2 points and 6.1 rebounds per game in C-USA play
- Earned career-high four blocks at FIU & went 4-4 from 3-point in 1Q at Marshall
- Tallied third double-double at MT in 15 minutes, ending up with game-leading 24 points and 16 boards (both career highs)
- On minutes restriction for first half of season
- Named to All-Panhandle Conference Team at Gulf Coast State where they won their 12th FCSAA/NJCAA State Championship

# 01



## Crystal Primm

Gr. • TR • G • 5-11 • Auburn

PTS	RBS	ASTS	STLS	FG%	3FG%	FT%	MPG
15.7	7.7	41	42	.472	.260	.660	31.8

- Leads team in scoring, rebounding, steals and free throws made (126)
- Averages 16.7 points and 8.1 rebounds per game in C-USA play
- Needs 29 more points to reach 1,000 in her Collegiate career
- Fifth in school history in FTs made and third in attempts in a season (183)
- Logged eighth career double-double at FIU (21 pts & career-high 14 rbs)
- Earned career-high 31 points vs. Little Rock & has captured eight 20+ point games
- Second in C-USA in free throws made, which is 23rd in the NCAA and has the fifth most free throw attempts in the country
- Named Conference USA Player of the Week (11/25/19)
- Transferred from Auburn where she averaged 10.4 points, 3.5 rebounds and 1.9 steals per game
- Daughter of assistant coach Terry Primm

# 03



## Lotta Vehka-Aho

Fr. • HS • G • 5-6 • Mäkelänrinne Sports High Helsinki Bball Academy

PTS	RBS	ASTS	STLS	FG%	3FG%	FT%	MPG
12.6	3.1	62	39	.371	.282	.830	33.5

- Missed last two games with back injury
- Leads the team in assists and has played six games in full
- 48 points away from breaking FAU freshman scoring record (350 pts)
- Awarded C-USA Freshman of the Week (1/11: 24.5 ppg & 6 rpg in 90 min) for second time this season after winning it on 12/16
- Had career day vs. Rice where she had 28 points, four three-pointers and matched career-high four steals, while playing 40 minutes
- Named MVP at U20 European Women's Championships after averaging 18 points and 3.5 assists per game

# 05



## Nikola Ozola

Fr. • HS • G • 5-7 • Pumpuru HS

PTS	RBS	ASTS	STLS	FG%	3FG%	FT%	MPG
2.8	1.0	45	15	.227	.216	.750	21.0

- Has played in all 26 games, while starting in 15
- Made a three-pointer in eight games
- Tallied 2+ assists in 10 games
- Delivered career-high seven assists in 80-79 win over Western Michigan
- Reached double digit scoring numbers against Loyola Maryland (11 points) and UTEP (10 points)
- Led Latvia to 10th place finish at the U20 European Championships after averaging 7.3 points, 3.5 rebounds and 1.7 assists through seven games

# 10



## Glenisha Harkless

So. • 1L • G • 6-0 • University Christian HS

PTS	RBS	ASTS	STLS	FG%	3FG%	FT%	MPG
3.0	2.1	29	10	.264	.324	.769	18.9

- Has started in nine games at point, but limited in last game due to injury
- Put up season-high 12 points at FIU, matching career-high 3 treys
- Had five assists at Marshall, which followed up a career-matching six assist performance at WKU
- Tied for first on team with 26 assists tallied in C-USA play
- Missed six games in middle of the season due to illness
- Led the team with 56 assists during her rookie season in 2018-19
- Averaged 5.0 points and 2.2 rebounds per game last year

# 11



## Juliette Gauthier

So. • 1L • G/F • 6-1 • Montmorency College

PTS	RBS	ASTS	STLS	FG%	3FG%	FT%	MPG
10.8	7.3	40	29	.387	.309	.857	33.2

- Started in all 26 games this season, reaching double digits 16 times
- Coming off sixth double-double with 20 pts and 11 rbs vs. WKU
- Second on the team in rebounding (11th in C-USA) with 7.3 RPG
- Had the go-ahead basket in the Owls' 77-75 in over LA Tech
- Leads the team with 43 treys
- Nailed a 3-pointer in all but six games, including a career-high 6 vs. Siena
- Tallied career-high 14 rebounds against Loyola Maryland
- Second-leading freshman scorer in C-USA last season with 11.2 points per game and was 36 points shy of breaking FAU's freshman scoring record

# 12



## Allie Tylka

Fr. • HS • G • 6-0 • Wauconda HS

PTS	RBS	ASTS	STLS	FG%	3FG%	FT%	MPG
1.3	0.5	6	5	.500	.400	.800	6.2

- Has appeared in 19 games this year, all off the bench
- Scored in seven games, including career-high seven points vs. Siena
- Played a career-high 17 minutes vs. FIU, where she also pulled down a career-high three boards
- Scored over 1,000 career points at Wauconda High School
- Named to All-Conference First Team in high school

# 14



## Abby Voss

So. • 1L • F • 6-0 • Mount Notre Dame HS

PTS	RBS	ASTS	STLS	FG%	3FG%	FT%	MPG
3.3	1.6	7	6	.450	.269	.667	11.2

- Played in WKU game after being sidelined with injury for four games
- Pulled down a season-high four rebounds at WKU
- Tallied a season-high 10 points and three assists vs. Siena
- Led the team in rebounding her freshman season with 5.9 per game
- Last season, pulled down 16 rebounds in season opener and followed that up three games later with 17 against Richmond

# 23



## Tanyia Gordon

Fr. • HS • G • 5-9 • Tampa Catholic HS

PTS	RBS	ASTS	STLS	FG%	3FG%	FT%	MPG
4.6	2.8	11	18	.387	.344	.471	11.6

- Pulled down a career-high seven rebounds against WKU
- Has tallied at least one steal in the previous three games
- Drew first career start vs. FIU on Thursday, tallying a career-high 26 points along with five boards and two steals
- Has started in the last two games
- Tallied career-high four steals in under nine minutes at Marshall
- Named to FHSAA All-State Team and Hillsborough All-County Team in high school

# 32



## Amber Gaston

So. • 1L • F • 6-2 • Warren Central HS

PTS	RBS	ASTS	STLS	FG%	3FG%	FT%	MPG
4.5	2.5	5	12	.463	.333	.645	14.8

- Tallied second 3+ block game of the year with three swats vs. FIU, where she also totaled a career-high three steals
- Delivered a season-high 19 points and six boards at Western Michigan
- Recorded three blocks at Hampton
- Has logged 13 blocks on the year, which is second on the team
- Was the team's third leading scorer her freshman year with 7.7 points and 4.5 rebounds per game, while shooting 51 percent from the field

# 34



## Alexa Zaph

Fr. • HS • G • 5-8 • Oxbridge Academy

PTS	RBS	ASTS	STLS	FG%	3FG%	FT%	MPG
4.0	1.4	26	14	.299	.259	.700	15.0

- Has played in 25 games with two starting nods
- Captured career-high 14 points against Furman (3-6 from 3-point)
- Came up with a career-high six assists vs. Siena
- Tallied double digits in scoring three times
- All-time leading scorer for the girls' and boys' programs at Oxbridge Academy and was named 5A Player of the Year by the Florida Association of Basketball Coaches in high school

















# BOX SCORES

## Official Basketball Box Score -- Game Totals -- Final Statistics FIUW vs Fla. Atlantic 02/20/20 7 PM at Boca Raton, Fla.



FIUW 42 • 5-20, 2-12 C-USA

##	Player	Total			3-Ptr			Rebounds			PF	TP	A	TO	Blk	Stl	Min
		FG-FGA	FG-FGA	FT-FTA	FG-FGA	FG-FGA	FT-FTA	Off	Def	Tot							
02	Cheyenne Daniels	f	1-4	0-0	1-3	4	3	7	2	3	0	4	0	0	14		
14	Chelsea Guimaraes	c	2-4	0-1	4-8	1	5	6	0	8	2	3	1	1	24		
05	Fujika Nimmo	g	2-10	2-8	1-4	0	3	3	2	7	0	1	0	1	28		
21	Diene Diane	g	1-3	1-3	4-4	0	2	2	1	7	2	0	1	2	26		
23	Bre'Osha Scott	g	0-2	0-0	0-0	0	1	1	2	0	0	1	0	0	6		
03	Alana Swift	g	0-1	0-0	0-0	0	1	1	2	0	0	1	0	0	5		
10	Paula Orenes Sanchez	g	1-3	1-2	0-0	0	1	1	0	3	1	3	0	4	17		
15	Ieva Spigule	g	2-11	2-10	0-0	0	3	3	0	6	1	1	0	0	27		
24	Alexus Wykoff	g	0-0	0-0	0-0	0	1	1	0	0	0	1	0	0	7		
25	Giulia Bongiorno	g	0-3	0-2	0-0	0	3	3	1	0	0	2	0	0	19		
30	Jiselle Thomas	g	3-11	1-2	1-2	2	4	6	2	8	1	6	0	0	27		
	Team					2	4	6			1						
	Totals		12-52	7-28	11-21	9	31	40	12	42	7	24	2	8	200		

1st - FG %: 3-10 30.0% 2nd: 5-11 45.5% 3rd: 1-14 7.1% 4th: 3-17 17.6% Game: 12-52 23.1% Deadball Rebounds 5  
3FG %: 1-4 25.0% 3-6 50.0% 0-5 0.0% 3-13 23.1% 7-28 25.0%  
FT %: 2-7 28.6% 0-0 0.0% 5-8 62.5% 4-6 66.7% 11-21 52.4%

## Fla. Atlantic 54 • 12-13, 6-8 C-USA

##	Player	Total			3-Ptr			Rebounds			PF	TP	A	TO	Blk	Stl	Min
		FG-FGA	FG-FGA	FT-FTA	FG-FGA	FG-FGA	FT-FTA	Off	Def	Tot							
00	Astou Gaye	f	1-3	1-2	0-0	0	4	4	3	3	1	3	1	0	22		
11	Juliette Gauthier	f	1-5	0-2	0-0	0	5	5	5	2	0	3	0	0	16		
01	Crystal Primm	g	4-10	0-1	2-6	3	6	9	5	10	0	0	0	5	22		
10	Glenisha Harkless	g	2-5	2-4	0-0	0	3	3	3	6	3	2	0	0	25		
23	Tanyia Gordon	g	11-23	2-4	2-3	0	5	5	3	26	0	3	0	2	29		
05	Nikola Ozola	g	0-2	0-0	0-0	0	3	3	2	0	2	7	0	0	35		
12	Allie Tylka	g	0-1	0-1	1-2	1	2	3	1	1	1	3	0	2	17		
32	Amber Gaston	g	1-5	0-0	1-2	2	4	6	0	3	0	2	3	3	22		
34	Alexa Zaph	g	1-3	1-3	0-0	0	1	1	1	3	0	0	0	0	12		
	Team					3	3	6									
	Totals		21-57	6-17	6-13	9	36	45	23	54	7	23	4	12	200		

1st - FG %: 8-17 47.1% 2nd: 8-20 40.0% 3rd: 3-12 25.0% 4th: 2-8 25.0% Game: 21-57 36.8% Deadball Rebounds 3  
3FG %: 2-4 50.0% 3-6 50.0% 0-4 0.0% 1-3 33.3% 6-17 35.3%  
FT %: 1-3 33.3% 0-1 0.0% 4-5 80.0% 1-4 25.0% 6-13 46.2%

Officials: Kevin Sparrock, Xiomara Cruz, Rod Ledington  
Technical fouls: FIUW-None. Fla. Atlantic-None.  
Attendance: 512

Score by periods	1st	2nd	3rd	4th	Total
FIUW	9	13	7	13	42
Fla. Atlantic	19	19	10	6	54

## Official Basketball Box Score -- Game Totals -- Final Statistics Western Ky. vs Fla. Atlantic 02/22/20 2 PM at Boca Raton, Fla.



Western Ky. 69 • 20-6, 12-3 C-USA

##	Player	Total			3-Ptr			Rebounds			PF	TP	A	TO	Blk	Stl	Min
		FG-FGA	FG-FGA	FT-FTA	FG-FGA	FG-FGA	FT-FTA	Off	Def	Tot							
11	Brewer,Alexis	f	0-1	0-1	3-4	1	5	6	3	3	0	4	0	0	21		
15	Elgedawy,Raneem	f	8-17	0-1	4-9	6	8	14	3	20	1	3	0	1	34		
04	Givens,Dee	g	5-15	1-6	1-3	1	0	1	3	12	2	5	1	6	36		
05	Creech,Whitney	g	4-10	1-1	1-2	1	5	6	0	10	3	3	0	3	38		
40	Abdelgawad,Meral	g	3-5	0-1	3-6	3	1	4	3	9	1	0	0	1	31		
00	Haywood,Myriah	g	3-7	0-0	1-3	1	0	1	1	7	2	1	0	2	17		
12	Pouye,Fatou	g	2-2	0-0	2-2	1	5	6	2	6	1	0	0	0	16		
23	Skinner,Sandra	g	1-1	0-0	0-0	0	2	2	0	2	0	1	0	1	7		
	Team					2	0	2									
	Totals		26-58	2-10	15-29	16	26	42	15	69	10	17	1	14	200		

1st - FG %: 6-12 50.0% 2nd: 5-16 31.3% 3rd: 9-14 64.3% 4th: 6-16 37.5% Game: 26-58 44.8% Deadball Rebounds 6  
3FG %: 1-4 25.0% 0-2 0.0% 0-2 0.0% 1-2 50.0%  
FT %: 6-10 60.0% 0-5 0.0% 6-9 66.7% 3-5 60.0% 15-29 51.7%

## Fla. Atlantic 56 • 12-14, 6-9 C-USA

##	Player	Total			3-Ptr			Rebounds			PF	TP	A	TO	Blk	Stl	Min
		FG-FGA	FG-FGA	FT-FTA	FG-FGA	FG-FGA	FT-FTA	Off	Def	Tot							
00	Astou Gaye	f	0-1	0-0	0-0	0	0	0	4	0	0	3	0	0	14		
11	Juliette Gauthier	f	8-15	2-6	2-2	2	9	11	3	20	2	4	0	1	40		
01	Crystal Primm	g	5-12	0-1	7-8	4	4	8	4	17	3	4	1	1	38		
10	Glenisha Harkless	g	0-1	0-0	2-2	0	0	0	0	2	0	1	0	0	7		
23	Tanyia Gordon	g	2-12	0-3	0-0	2	5	7	5	4	0	4	0	2	30		
05	Nikola Ozola	g	2-9	1-4	0-0	0	1	1	4	5	0	5	0	0	32		
12	Allie Tylka	g	0-0	0-0	0-0	1	0	1	1	0	1	0	0	0	4		
14	Abby Voss	g	0-0	0-0	0-0	0	0	0	0	0	0	0	0	0	3		
32	Amber Gaston	g	2-4	1-1	0-0	1	0	1	2	5	0	1	0	1	14		
34	Alexa Zaph	g	1-3	0-1	1-1	0	0	0	1	3	1	0	0	1	18		
	Team					1	5	6									
	Totals		20-57	4-16	12-13	11	24	35	24	56	7	22	1	6	200		

1st - FG %: 3-15 20.0% 2nd: 4-12 33.3% 3rd: 9-15 60.0% 4th: 4-15 26.7% Game: 20-57 35.1% Deadball Rebounds 1  
3FG %: 1-3 33.3% 0-3 0.0% 2-3 66.7% 1-7 14.3%  
FT %: 2-2 100.0% 5-6 83.3% 0-0 0.0% 5-5 100.0% 12-13 92.3%

Officials: Technical fouls: Western Ky.-None. Fla. Atlantic-None.  
Attendance: 365

Score by periods	1st	2nd	3rd	4th	Total
Western Ky.	19	10	24	16	69
Fla. Atlantic	9	13	20	14	56








# TV Roster




00  
Astou Gaye  
Uh-Stew Gay  
Jr. • F • Creteil, France



1  
Crystal Primm  
Gr. • F • West Palm Beach, Fla.



3  
Lotta Vehka-Aho  
LOW-ta Vay-ka-ah-HO  
Fr. • G • Vimpeli, Finland



5  
Nikola Ozola  
Nick-O-la Uh-zo-la  
Fr. • G • Jurmala, Latvia



10  
Glenisha Harkless  
Gluh-KNEE-sha  
So. • G • Jacksonville, Fla.



11  
Juliette Gauthier  
GOAT-tee-ay  
So. • G/F • Blainville, Quebec



12  
Allie Tylka  
Til-ka  
Fr. • G • Wauconda, Ill.



13  
Grace Collins  
Fr. • G • Rockaway Beach, N.Y.



14  
Abby Voss  
So. • F • Milford, Ohio



15  
Sofia Galeron  
Gal-er-OWN  
Fr. • F • Burgos, Spain



21  
Janae Thomas  
So. • C • Gibsonton, Fla.



23  
Tanyia Gordon  
Tuh-NIE-yh  
Fr. • G • Plant City, Fla.



30  
Janeta Rozentale  
Yuh-net-uh Roe-zen-tal-ae  
R-Fr. • F • Dobeles, Latvia



31  
Tori Abelson  
Abe-OL-son  
Fr. • G • Doylestown, Pa.



32  
Amber Gaston  
So. • F • Vicksburg, Miss.



33  
Taylor Strawser  
STRAW-sir  
R-Fr. • G/F • Herndon, Va.



34  
Alexa Zaph  
Fr. • G • Jupiter, Fla.



Jim Jabir  
JAY-bur



Otavio Battaglia  
Bah-TAG-lee-ah



Terry Primm



Desma Thomas Bateast  
BAH-teast