



# 2016 ODU BASEBALL

**ODU MONARCHS (29-18, 12-12 C-USA)**

*Probable Starter*

**Wednesday:** LHP Jake Josephs

**LIBERTY FLAMES (22-26, 7-11 BIG SOUTH)**

*Probable Starter*

**Friday:** TBA

## SCHEDULE/RESULTS (29-18, 12-12)

FEBRUARY (6-1)		
Fri. 19	#10 NC State (1)	W, 5-0
Sat. 20	Kent State (1)	W, 2-0
Sun. 21	Appalachian State (1)	W, 12-3
Tue. 23	Norfolk State	W, 5-3
Fri. 26	Manhattan (2)	W, 6-5
Sat. 27	Virginia Tech (2)	L, 1-22
Sun. 28	Delaware (2)	W, 10-4

MARCH (13-6)		
Tue. 1	Liberty	W, 7-6
Fri. 4	Rutgers	W, 4-2
Sat. 5	Rutgers	W, 7-4
Sun. 6	Rutgers	L, 2-5
Wed. 9	VCU	W, 3-1
Fri. 11	West Virginia	L, 3-4
Sat. 12	West Virginia	W, 5-4 (10)
Sun. 13	West Virginia	L, 5-6 (12)
Tue. 15	Princeton	W, 7-6
Wed. 16	Princeton	W, 10-6
Fri. 18	WKU *	W, 8-3
Fri. 18	WKU *	W, 4-2
Sun. 20	WKU *	W, 12-8
Tue. 22	VMI	W, 8-2
Wed. 23	VMI	W, 6-5
Fri. 25	Rice *	L, 1-3
Sat. 26	Rice *	L, 2-6
Sun. 27	Rice *	L, 2-8
Wed. 30	#20 Virginia	W, 5-4

APRIL (8-9)		
Fri. 1	#22 Florida Atlantic *	L, 7-10
Sat. 2	#22 Florida Atlantic *	L, 1-3
Sun. 3	#22 Florida Atlantic *	L, 0-11 (8)
Wed. 6	William & Mary	W, 7-1
Fri. 8	FIU *	W, 12-11
Sat. 9	FIU *	W, 10-2
Sun. 10	FIU *	W, 11-1
Tue. 12	William & Mary	CANCELLED
Fri. 15	UTSA *	W, 5-2
Sat. 16	UTSA *	L, 0-3
Sun. 17	UTSA *	L, 2-7
Tue. 19	VMI	L, 6-8
Fri. 22	LA Tech *	L, 4-11
Sat. 23	LA Tech *	W, 4-2
Sun. 24	LA Tech *	L, 0-12 (7)
Tue. 26	#21 Virginia (#)	L, 4-8
Fri. 29	UAB *	W, 6-3
Sat. 30	UAB *	W, 7-4

MAY (2-1)		
Sun. 1	UAB *	L, 3-6
Fri. 6	Charlotte *	W, 8-6
Sat. 7	Charlotte *	W, 8-5
Sun. 8	Charlotte *	L, 2-5
Wed. 11	Liberty	3:00 p.m.
Fri. 13	MTSU *	6:00 p.m.
Sat. 14	MTSU *	3:00 p.m.
Sun. 15	MTSU *	12:30 p.m.
Tue. 17	VCU (+)	7:00 p.m.
Thu. 19	Marshall *	2:00 p.m.
Fri. 20	Marshall *	2:00 p.m.
Sat. 21	Marshall *	2:00 p.m.
W-S 25-29	C-USA Tournament	TBA

Home games in **BOLD**

(\*) C-USA Game

(1) Caravelle Resort Tournament hosted by CCU

(2) ODU Baseball Tournament

(#) Game at Harbor Park

(+) Game at War Memorial (Keydog Classic)

Rankings based on D1Baseball Poll

## HOW TO TUNE IN

Every game will broadcast live on Monarch Media with Ted Alexander on the call. The games will also be streamed live on ESPN3, while live stats can be found on the Flames home site as well as the ODU baseball schedule page.

## SERIES RECORD

ODU leads the all-time series that began in 1982, 36-24, and is on a two-game winning streak over the Flames. Earlier this season, the Monarchs defeated the Flames in spectacular fashion as Connor Myers blasted a solo walk-off home run to earn the 7-6 victory. Myers' walk-off homer was the first since Mike Perez led off the bottom of the ninth inning with a solo homer against Longwood at the Bud on May 15, 2013.

## ABOUT ODU (29-18, 12-12 C-USA)

The Monarchs are 17-6 against non-conference foes this season and are 5-0 on Wednesdays. Myers and Zach Rutherford lead the team offensively, as both hold a batting average over .300. Myers is hitting .323 and has knocked a team leading 60 hits and 32 RBIs, while Rutherford sits at .321 and is tied with Myers with 60 hits. The two speedy starters have combined to steal 26 bases and join Nick Walker as the only players to record 10-plus steals.

As a team, ODU is hitting .259 and has accumulated 404 hits, including 76 doubles, 12 triples and 19 home runs. Myers and Turner Bishop lead the team with 5 and 4 homers, respectively. The pitching staff holds a 4.59 ERA in 417.1 innings and has notched 279 strikeouts.

## Wednesday Starter: Jake Josephs (LHP, RJR., 4.70 ERA, 2-2)

Josephs is making his fifth start of the season and his 22nd appearance on the mound. He holds a 2-2 record and a 4.70 ERA in 30.2 innings pitched. He has allowed 36 hits and 16 runs (16 earned) and has fanned 15. He is just one of two ODU pitchers that has pitched in 15-plus innings and has walked less than 10 batters (7). Opponents are hitting .300 against him.

## SCOUTING LIBERTY (22-26, 7-11 BIG SOUTH)

Liberty is coming off 3-0 sweep at the hands of then No. 23 Coastal

## FIRST PITCH

**SITE:** Lynchburg, Va. | Liberty Baseball Stadium

**RADIO:** Monarch Media

**WEBCAST:** ESPN3

**STATS:** libertyflames.com

## ODU BASEBALL MEDIA

**CONTACT:** Maggie Bonner

**EMAIL:** meroy@odu.edu

**TWITTER:** @ODUSports

@ODUbaseball

## 2016 SEASON HIGHLIGHTS

- The two consecutive shutouts (NC State 5-0 & Kent State 2-0) to start the season marked the first time since 1995 ODU had two straight and the first time since 1992 the Monarchs have opened the season with two shutouts.
- Myers' walk-off home run against Liberty was the first since Mike Perez led off the bottom of the ninth inning with a solo homer against Longwood at the Bud on May 15, 2013.
- ODU's earned its first 3-0 start to C-USA play and first sweep to open conference play since 2008 (Delaware) after defeating WKU three times.
- The 5-4 win over UVA marked the program's fourth straight win over the defending national champions.
- Old Dominion recorded its first Conference USA road series sweep since taking down Marshall in 2014, capping the series at FIU with an 11-1 victory on Sunday.

## PROBABLE STARTERS BY POSITION (SUBJECT TO CHANGE)

POS.	NO.	NAME	BA	GP-GS	H	2B	3B	HR	RBI
C	26	Chris Livers	.238	27-14	15	3	0	0	7
1B	14	Kurt Sinnen	.273	46-42	42	9	1	2	24
2B	2	Jason McMurray	.266	47-47	46	12	2	1	27
3B	22	Nick Lustrino	.236	44-38	33	4	0	0	10
SS	15	Zach Rutherford	.321	47-47	60	6	3	1	23
LF	33	Turner Bishop	.273	40-31	30	6	0	4	16
CF	9	Connor Myers	.323	47-47	60	15	0	5	32
RF	4	Nick Walker	.275	47-47	47	10	3	0	30
DH	7	Will Morgan	.241	24-14	13	3	1	0	6

P	NO.	NAME	W-L	ERA	IP	H	ER	SO	BB
LHP	28	Jake Josephs	2-2	4.70	30.2	36	16	15	7

STATISTICAL BREAKDOWN		
VS LIBERTY		
Monarchs	Hitting	Flames
.259	<b>AVG.</b>	.279
.361	<b>SLUG</b>	.403
.350	<b>OB%</b>	.372
249	<b>RUNS</b>	280
404	<b>HITS</b>	449
76	<b>2B</b>	86
13	<b>3B</b>	12
19	<b>HR</b>	30
218	<b>RBI</b>	252
316	<b>SO</b>	329
194	<b>BB</b>	198
70-89	<b>SB-SA</b>	49-66
Monarchs	Pitching	Flames
4.59	<b>ERA</b>	5.45
417.1	<b>IP</b>	419.2
279	<b>SO</b>	344
.285	<b>B/AVG.</b>	.272
Monarchs	Fielding	Flames
1252	<b>PO</b>	1259
527	<b>A</b>	458
56	<b>E</b>	60
.969	<b>Fld. %</b>	.966
42	<b>DP</b>	34

Carolina at the Liberty Baseball Stadium, including a 17-3 loss in the series finale. With the losses, Liberty fell to 7-11 in Big South play and 22-26 overall and are on a four-game losing streak.

The Flames and the Chanticleers met in a regular-season game for the last time as Big South Conference opponents on Sunday, as conference-leading Coastal Carolina constructed a big lead early, en route to the victory. Will Shepherd went 3-for-4 with a double and run scored in the contest for Liberty and was the junior's fifth three-hit and his 20th multiple-hit game this season.

D.J. Artis leads the pack with a .365 batting average and 65 hits. He is also a threat on the base paths as he has stolen 21 bases in 23 attempts. Three other Flames players hold an average over .300 and have combined for 179 hits. As a team, Liberty is hitting .279 and the team holds a 5.45 ERA.

**Wednesday Starter: TBA**

**LAST TIME OUT**

CHARLOTTE, N.C. -- Old Dominion fell in game three of the weekend series at Charlotte, 5-2, on Sunday afternoon at Robert and Mariam Hayes Stadium. ODU moved to 29-18 overall and 12-12 in Conference USA action, while Charlotte improved to 20-28 on the season and 9-15 in league action.

Old Dominion continued its Sunday woes, as it fell to 3-6 when competing on Sunday. The Monarchs dug themselves a hole, as the team fell behind, 5-0, by the fifth inning. ODU put its first run on the board in the sixth inning, as Connor Myers knocked a RBI single to left field, his 32nd of the season.

The Monarchs continued to rally in the top of the eighth inning by adding one more run off a Kurt Sinnen homer to right field, but the 49ers forced ODU to leave a runner stranded at second. Philip Perry entered in relief for Charlotte in the top of the ninth and retired 3-of-4 ODU batters, including two strikeouts, as the game ended in favor of Charlotte.

Zach Rutherford led ODU with two hits, while Myers and Sinnen recorded the only RBIs of the game. Adam Bainbridge suffered the loss, pitching 4.1 innings and allowing all five Charlotte runs.

**C-USA PLAYERS OF THE WEEK**

Feb. 22	H	Esteban Puerta, 1B, FAU
<b>Feb. 22</b>	<b>P</b>	<b>Sam Sinnen, RHP, ODU</b>
Feb. 29	H	Thomas Peter, LF, WKU
Feb. 29	P	Tyler Clancy, LHP, LA Tech
Mar. 7	H	Chandler Hall, SS, LA Tech
Mar. 7	P	Jon Duplantier, RHP, Rice
Mar. 14	H	Drew Ober, DH, Charlotte
Mar. 14	P	Ricardo Salinas, RHP, Rice
Mar. 21	H	Kerr (FAU) & Sandlin (USM)
Mar. 21	P	Aaron Burns, RHP, UTSA
Mar. 28	H	Charlie Warren, RF, Rice
Mar. 28	P	Jon Duplantier, RHP, Rice
Apr. 4	H	Zack Soria, C, FIU
Apr. 4	P	Nate Hoffman, RHP, MTSU
Apr. 11	H	Ober (CHA) & Washam (LA Tech)
Apr. 11	P	Holden Capps, LHP, Charlotte
Apr. 18	H	Tristan Gray, OF, Rice
Apr. 18	P	Joshua Shapiro, LHP, Marshall
Apr. 25	H	Steven Kraft, 2B, WKU
Apr. 25	P	Josh Maciejewski, LHP, Charlotte
May 2	H	CJ Chatham (FAU) & Tyler Ratliff (Marshall)
May 2	P	Ryan Thurston, LHP, WKU
May 9	H	Chuckie Robinson, C, USM
May 9	P	Blake Fox, LHP, Rice

Derek Gallelo led the 49ers with a 3-for-4 showing, while four other playes recorded two hits. Logan Sherer and Zach Jarrett also added two RBIs to their stat lines. Holden Capps earned the win after pitching eight innings and allowed just six hits, two runs and fanned three.

The Monarchs will be back in action at Liberty in Lynchburg, Va. on Wednesday, May 11 at 3 p.m. The game will be broadcast on ESPN3, as well as Monarch Media (audio only). Live stats will be available once the contest begins on libertyflames.com.

ODU: 000 001 010 - 2 6 0  
 CHAI: 102 110 00X - 5 13 0

ODU: Adam Bainbridge, Brett Smith (5), Joey Benitez (8)  
 CHAI: Holden Capps, Philip Perry (9)

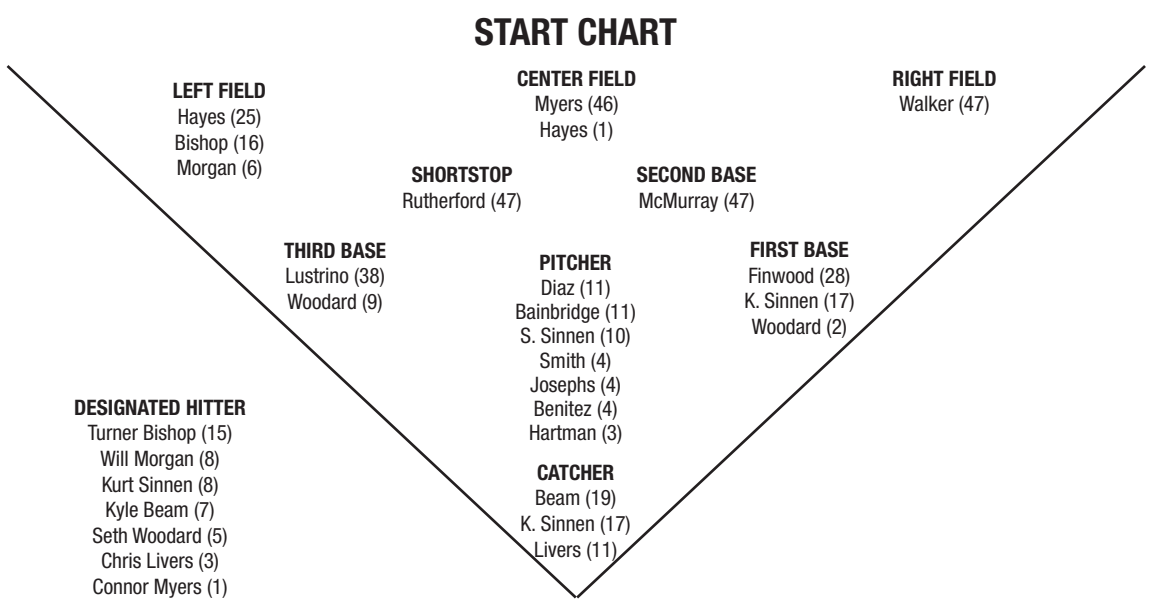
Win: Holden Capps (4-1)  
 Loss: Adam Bainbridge (2-4)  
 Save: Phillip Perry (3)

P - Pitcher  
 H - Hitter

ROSTER BREAKDOWN		
<b>PITCHERS: 15 (9 RHP, 6 LHP)</b>		
10	Nick Hartman	RHP
16	Thomas Busbice	RHP
17	Culver Lamb	RHP
18	Grayson Bailey	LHP
21	Morgan Maguire	RHP
24	Brett Smith	RHP
28	Jake Josephs	LHP
31	Nate Matheson	LHP
32	Victor Diaz	RHP
34	Sam Sinnen	RHP
40	Adam Bainbridge	LHP
42	Joey Benitez	LHP
43	Isaiah Nelson	LHP
44	Drew Moyer	RHP
45	Jack Jett	RHP
<b>OUTFIELDERS: (6)</b>		
1	Justin Hayes	L/L
4	Nick Walker	R/R
7	Will Morgan	L/R
9	Connor Myers	R/R
23	Cory Alexander II	R/R
33	Turner Bishop	L/L
<b>INFIELDERS: (8)</b>		
2	Jason McMurray	R/R
6	Grey Finwood	R/R
15	Zach Rutherford	R/R
19	Darius Gillus	R/R
20	Bryce Windham	L/R
22	Nick Lustrino	L/R
25	Seth Woodard	R/R
29	Evan Baer	R/R
<b>CATCHERS: (4)</b>		
11	Kyle Beam	R/R
14	Kurt Sinnen	L/R
26	Chris Livers	R/R
37	Neil Ring	R/R
<b>BATTING HAND:</b>		
Right	20	
Left	13	
<b>THROWING HAND:</b>		
Right	25	
Left	8	
<b>STATE:</b>		
Iowa	1	
Maryland	2	
Michigan	1	
Nebraska	1	
New Jersey	4	
Oregon	1	
Pennsylvania	1	
Texas	1	
Virginia	21	
<b>CLASS:</b>		
Seniors	7	
Juniors	9	
Sophomores	5	
Freshmen	12	

No.	Name	Pos.	B/T	Ht.	Wt.	Yr.	Hometown (Last School)
1	Justin Hayes	OF	L/L	5-8	150	So.	Chesapeake, Va. (Western Branch)
2	Jason McMurray	INF	R/R	6-1	200	RSr.	West Des Moines, Iowa (Iowa Western)
4	Nick Walker	INF/OF	R/R	6-0	195	Jr.	Virginia Beach, Va. (Kellam)
6	Grey Finwood	INF	R/R	6-3	200	RSo.	Norfolk, Va. (Maury)
7	Will Morgan	OF	L/R	6-1	180	Fr.	Middletown, N.J. (Christian Brothers Academy)
9	Connor Myers	OF	R/R	5-11	180	Sr.	Middletown, Md. (Middletown)
10	Nick Hartman	RHP	R/R	6-2	180	Jr.	Katy, Texas (LSU-Eunice)
11	Kyle Beam	C	R/R	6-0	225	Jr.	Hood River, Ore. (Lane CC) (Hood River Valley)
14	Kurt Sinnen	C/1b	L/R	5-11	200	Jr.	Virginia Beach, Va. (Kellam)
15	Zach Rutherford	INF	R/R	6-2	180	So.	Chesapeake, Va. (Western Branch)
16	Thomas Busbice	RHP	R/R	6-1	205	Sr.	Papillion, Neb. (Iowa Western)
17	Culver Lamb	RHP	R/R	6-3	195	So.	Virginia Beach, Va. (Chipola College)
18	Grayson Bailey	LHP	L/L	6-1	210	RSr.	Virginia Beach, Va. (Lee University)
19	Darius Gillus	INF	R/R	5-11	205	RFr.	Chesterfield, Va. (L.C. Bird)
20	Bryce Windham	INF	L/R	6-0	170	Fr.	Monroe, Mich. (Saint Mary Catholic Central)
21	Morgan Maguire	RHP	L/R	6-2	205	Fr.	Rumson, N.J. (Rumson-Fair Haven Regional)
22	Nick Lustrino	INF	L/R	6-0	185	RSr.	Spring Lake, N.J. (Manasquan)
23	Cory Alexander II	OF	R/R	6-0	170	Fr.	Goochland, Va. (Goochland)
24	Brett Smith	RHP	R/R	6-4	195	Fr.	Chesapeake, Va. (Grassfield)
25	Seth Woodard	INF	R/R	6-2	220	Fr.	Newport News, Va. (Woodside)
26	Chris Livers	C	R/R	5-9	180	Sr.	Virginia Beach, Va. (First Colonial)
28	Jake Josephs	LHP	L/L	5-11	190	RJr.	Fairfax Station, Va. (South County)
29	Evan Baer	INF	R/R	6-1	200	Fr.	Virginia Beach, Va. (Princess Anne)
31	Nate Matheson	LHP	L/L	6-3	225	So.	Hampton, Va. (Kecoughtan)
32	Victor Diaz	RHP	R/R	6-0	195	RSr.	Perth Amboy, N.J. (St. Joseph's)
33	Turner Bishop	OF	L/L	6-1	195	Jr.	Virginia Beach, Va. (Kellam)
34	Sam Sinnen	RHP	R/R	5-11	205	Jr.	Virginia Beach, Va. (Kellam)
37	Neil Ring	C	R/R	5-10	195	Fr.	Appomattox, Va. (Blair Academy)
40	Adam Bainbridge	LHP	L/L	6-3	190	Jr.	Sinking Spring, Pa. (Wilson)
42	Joey Benitez	LHP	L/L	6-1	185	Jr.	Crofton, Md. (Archbishop Spalding)
43	Isaiah Nelson	LHP	L/L	5-11	170	Fr.	Norfolk, Va. (Norfolk Academy)
44	Drew Moyer	RHP	R/R	6-6	200	Fr.	Newport News, Va. (Woodside)
45	Jack Jett	RHP	R/R	6-4	205	Fr.	Reedville, Va. (Northumberland)

<p><b>Coaching Staff:</b>                  Head Coach: 5 - Chris Finwood (VMI, '88), 5th season                  Assistant Coach: 12 - Karl Nonemaker                  Assistant Coach: 13 - Mike Marron                  Volunteer Coach: 8 - Logan Robbins                  Director of Operations - B.J. Burton</p>	<p><b>Pronunciation Guide</b>                  16 - Thomas Busbice (Bus-biss)                  22 - Nick Lust-ree-no                  26 - Chris Livers (Lie-vers)                  29 - Evan Baer (Bear)                  AC - Karl Nonemaker (Non-ah-maker)                  AC - Mike Marron (Mare-in)</p>
--	---



### 2016 BASEBALL STANDINGS

	C-USA				All Games		H	A	N	L-10	Streak
	W-L	Pct.	H	A	W-L	Pct.					
#-Southern Miss	18-6	.750	11-1	7-5	34-14	.708	22-3	9-7	3-4	7-3	W4
#-Rice	18-6	.750	10-2	8-4	31-14	.689	20-7	11-4	0-3	7-3	W5
#-Florida Atlantic	17-7	.708	9-3	8-4	33-13	.718	19-6	12-7	2-0	6-4	W3
#-Marshall	16-8	.667	7-5	9-3	27-17	.614	17-6	10-9	0-2	8-2	W6
Louisiana Tech	15-9	.625	9-3	6-6	31-14	.689	19-5	10-9	2-0	8-2	W4
Old Dominion	12-12	.500	6-6	6-6	29-18	.617	17-8	9-9	3-1	5-5	L1
WKU	10-14	.417	8-4	2-10	24-24	.500	15-8	7-16	2-0	4-6	L4
UAB	10-14	.417	8-4	2-10	19-28	.404	16-10	3-18	0-0	5-5	L4
FIU	9-15	.375	3-9	6-6	22-27	.449	13-16	9-11	0-0	4-6	L4
Charlotte	9-15	.375	4-8	5-7	20-28	.417	12-17	6-10	2-1	4-6	W1
UTSA	6-18	.250	4-8	2-10	15-31	.326	9-16	6-15	0-0	1-9	L4
Middle Tennessee	4-20	.167	4-8	0-12	17-31	.354	11-14	5-17	1-0	1-9	L6

# – clinched a spot in the 2016 C-USA Championship

**QUICK FACTS**

---

**GENERAL INFORMATION**

Location ..... Norfolk, Va. 23529  
 Enrollment ..... 24,672  
 Founded .1930 (Norfolk Division of College of W&M)  
 Nickname ..... Monarchs  
 Colors ..... Slate Blue, Silver, Light Blue  
 Stadium ..... Bud Metheny Baseball Complex (2,500)  
 Dimensions ..... LF & RF (325), CF (395), Alleys (375)  
 Surface ..... Natural Grass  
 Press Box Phones ..... 757-683-5036 / 4142  
 Conference ..... Conference USA

**UNIVERSITY PERSONNEL**

President ..... John R. Broderick (Northeastern)  
 Faculty Representative ..... Tim Seibles  
 Athletic Director . Dr. Wood Selig (Washington & Lee)  
 Assoc. Athletic Director (Baseball) ..... Deb Polca  
 Athletic Department Phone ..... 757-683-3375  
 Athletic Ticket Office ..... 757-683-4444

**COACHING STAFF**

Head Coach ..... Chris Finwood (VMI '88)  
 Record at ODU ..... 135-123 (5th season)  
 Career Record ..... 354-364 (14th year)  
 Assistant Coaches .....  
 ..... Karl Nonemaker (Vanderbilt '02)  
 ..... Mike Marron (Holy Cross, '05)  
 ..... Logan Robbins (WKU, '11) / Volunteer  
 Director of Operations ..... B.J. Burton  
 Office Phone ..... 757-683-4230

**TEAM INFORMATION**

2015 Record ..... 27-29  
 2015 C-USA Record ..... 13-17 (7th)  
 School Record For Wins ..... 50-11 in 1985  
 Conference Championships .....  
 ..... '85 (Sun Belt), '94, '95, '96 (CAA)  
 NCAA Appearances .....  
 ..... '82, '85, '90, '94, '95, '96, '00, '14  
 Starting Pos. Players Returning/Lost ..... 4/5  
 Starting Pitchers Returning/Lost ..... 4/1  
 Letterman Returning/Lost ..... 18/13

**2016 C-USA CHAMPIONSHIP**

The 2016 Conference USA Championship will return to Hattiesburg, Miss. for the third year in a row and the sixth time in the league's history. Southern Miss also hosted the 2015, 2014, 2009, 2005 and 1996 C-USA Championships at Pete Taylor Park. The Championship will feature the top eight teams in regular-season league play, and the format features two double-elimination brackets, with a single-elimination championship game. The championship game on Sun., May 29 will air on CBS Sports.

Southern Miss, Rice, Florida Atlantic and Marshall have all punched a ticket to the championship. The Monarchs could potentially lock up a bid as early as this coming weekend with good results. A sweep of Middle Tennessee would put ODU over the top, as the Monarchs hold series tiebreakers over FIU and Charlotte who are tied for ninth.

**SENIOR WEEKEND**

The upcoming series with Middle Tennessee marks the annual ODU Baseball senior weekend. On Friday, the senior Baseball Monarchs will be a part of a graduation ceremony on the field, since they missed their actual graduation ceremony this past weekend due to the series at Charlotte. On Sunday, the senior players will take part in "Senior Day" with their families and will receive a framed ODU baseball jersey. The seniors on the team have helped lead ODU to a 122-97 overall record and a 57-54 mark in league action, two conference tournament appearances and a NCAA Regional berth in 2014. During their time as a Monarch, the team has put together a 77-41 record at the Bud and has won 10 games against nationally ranked teams, including four wins over 2015 NCAA College World Series Champions Virginia.

**WALLACE AWARD WATCH LIST**

The award, sponsored by Mizuno, honors the nation's top shortstop and will be presented as part of the annual Night of Champions celebration on July 2 in Lubbock, Texas. Of the 54 players recognized on the first watch list of the year, 19 are classified as freshmen or sophomores. Among the honorees is sophomore Zach Rutherford who's hitting .317 on the season to go with his .950 fielding percentage. Four other Conference USA shortstops made the list, as CJ Chatham (Florida Atlantic), Riley Delgado (Middle Tennessee State), Ford Proctor (Rice) and Nick Dawson (Southern Miss) were also honored. For more information on the Wallace Award or the Night of Champions event, visit [www.collegebaseballhall.org](http://www.collegebaseballhall.org).

**ACADEMIC PROWESS**

Conference USA recently released that a total of 291 student athletes from all of Old Dominion University's athletic teams, the highest number of any league member, have earned recognition to the Commissioner's Honor Roll during the 2015-16 academic year. Student-athletes named to the Commissioner's Honor Roll

**UPCOMING GAMES IN C-USA**

**Tue., May 10**

Marshall at Ohio 5:00p  
 (17) Florida Atlantic at Ohio State 5:35p  
 Louisiana Tech at Northwestern State 6:00p  
 Middle Tennessee at Austin Peay 6:00p  
 Houston at (14) Rice 6:30p  
 Samford at UAB 6:30p

**Wed., May 11**

Old Dominion at Liberty 2:00p  
 (17) Florida Atlantic at Ohio State 5:35p  
 Northwestern State at Louisiana Tech 6:00p  
 Incarnate Word at UTSA 6:00p

**Fri., May 13**

**Middle Tennessee at Old Dominion 5:00p**  
**Charlotte at UTSA 6:00p**  
**Louisiana Tech at (16) Southern Miss 6:00p**  
**Marshall at WKU 6:00p**  
**FIU at UAB 6:30p**  
**(17) Florida Atlantic at (14) Rice (FS2) 7:00p**

**Sat., May 14**

**Charlotte at UTSA 2:00p**  
**FIU at UAB 2:00p**  
**(17) Florida Atlantic at (14) Rice 2:00p**  
**Louisiana Tech at (16) Southern Miss 2:00p**  
**Marshall at WKU 2:00p**  
**Middle Tennessee at Old Dominion 2:00p**

All Times Central  
**Conference games in bold**



MULTI-HIT GAMES					
PLAYER	2	3	4	5+	TOTAL
Zach Rutherford	9	5	2	-	16
Connor Myers	8	2	3	-	13
Jason McMurray	12	-	1	-	13
Nick Walker	7	5	-	-	12
Nick Lustrino	9	1	-	-	10
Kyle Beam	6	1	-	-	7
Kurt Sinnen	5	1	1	-	7
Justin Hayes	4	1	-	-	5
Turner Bishop	2	1	1	-	4
Will Morgan	2	-	-	-	2
Seth Woodard	-	1	-	-	1
<b>TEAM</b>	<b>64</b>	<b>18</b>	<b>8</b>	<b>0</b>	<b>90</b>

CAREER MULTI-HIT GAMES					
PLAYER	2	3	4	5+	TOTAL
Connor Myers	37	11	4	-	52
Nick Walker	31	9	1	-	41
Zach Rutherford	15	12	2	-	29
Jason McMurray	21	2	1	-	24
Nick Lustrino	15	1	-	-	16
Justin Hayes	8	2	-	-	10
Kurt Sinnen	9	1	1	-	11
Kyle Beam	6	1	-	-	7
Turner Bishop	2	1	1	-	4
Chris Livers	2	-	-	-	2
Will Morgan	2	-	-	-	2
Seth Woodard	-	1	-	-	1

MULTI-RBI GAMES					
PLAYER	2	3	4	5+	TOTAL
Connor Myers	8	1	-	-	9
Jason McMurray	6	1	-	-	7
Nick Walker	5	1	-	1	7
Kyle Beam	3	2	-	-	5
Kurt Sinnen	3	1	1	-	5
Turner Bishop	3	-	1	-	4
Zach Rutherford	2	1	-	-	3
Justin Hayes	2	-	-	-	2
Will Morgan	-	1	-	-	1
Grey Finwood	1	-	-	-	1
Seth Woodard	-	1	-	-	1
<b>TEAM</b>	<b>33</b>	<b>9</b>	<b>2</b>	<b>1</b>	<b>45</b>

CAREER MULTI-RBI GAMES					
PLAYER	2	3	4	5+	TOTAL
Nick Walker	20	3	-	1	24
Connor Myers	12	8	-	-	20
Jason McMurray	8	3	1	-	12
Zach Rutherford	4	2	1	-	7
Kyle Beam	3	2	-	-	5
Nick Lustrino	3	-	-	-	3
Kurt Sinnen	4	1	1	-	6
Justin Hayes	3	-	-	-	3
Chris Livers	1	-	-	-	1
Turner Bishop	3	-	1	-	4
Will Morgan	-	1	-	-	1
Seth Woodard	-	1	-	-	1
Grey Finwood	1	-	-	-	1

maintain a cumulative grade point average of 3.0 or better. ODU's total represents 55% of its total number of student athletes and marks the third year in a row that ODU placed the highest number of total athletes on the honor roll. In all, 2,684 total student-athletes were named to the Commissioner's Honor Roll from the 14 C-USA member institutions. From the baseball team, Corey Alexander, Evan Baer, Adam Bainbridge, Kyle Beam, Joey Benitez, Thomas Busbice, Victor Diaz, Darius Gillus, Justin Hayes, Jack Jett, Culver Lamb, Chris Livers, Nick Lustrino, Morgan Maguire, Nate Matheson, Jason McMurray, Will Morgan, Drew Moyer, Isaiah Nelson, Neil Ring, Zach Rutherford, Sam Sinnen, Brett Smith, Nick Walker and Seth Woodard were recognized.

ODU also had 53 student-athletes earn the Conference USA Commissioner's Academic Medal during the 2015-16 academic year. Medals are given to those C-USA student-athletes who have achieved a cumulative GPA of 3.75 or better. Evan Baer and Brett Smith represented the baseball team.

**FOLLOW THE LEADER**

Connor Myers is the only Conference USA player to lead his team in batting average (.323), hits (60) and RBIs (32) through 47 games season. To take it a bit further, Myers is also the only player in the conference to lead his team in those categories AND lead his team in runs (39).

**NCAA RPI REPORT**

The NCAA last updated the RPI report and Old Dominion came in at No. 61 out of 300 schools. Three Conference USA teams rank in the top 50, with Rice leading the way at No. 18. Below is the C-USA RPI breakdown.

Southern Miss   18	WKU   94
Rice   22	UAB   122
Florida Atlantic   31	FIU   126
Old Dominion   61	Charlotte   145
LA Tech   69	Middle Tennessee   162
Marshall   80	UTSA   171

**THE NITTY GRITTY**

Old Dominion is 29-18 overall and according to WarrenNolan.com has a RPI rating of 62 and is ranked 75th in strength of schedule. The Baseball Monarchs are 2-7 against top 50 RPI teams, 11-5 against 51-100, 11-5 against 101-200 and 5-1 against 200+ RPI teams. ODU is also a part of the conference that is 157-115 overall with the fifth highest conference RPI in the nation (0.5329) out of 31 total conferences. The ACC ranks first, followed by the SEC, Pac 12 and Big 12. C-USA is ranked ahead of one power five conference, the Big 10 (6).

**SWEEP OR GET SWEEP**

The Monarchs had no in-between when it come to Conference USA series, as the team either swept the series or got swept in the four series that were played before UTSA. The streak was snapped when the Monarchs went 1-2 against the Roadrunners at the Bud Metheny Complex. Prior to the UTSA series, ODU went 3-0 to open the season at the Bud against WKU, got swept by Rice and Florida Atlantic and recorded its first Conference USA road series sweep since taking down Marshall in 2014, capping the series at FIU with an 11-1 victory. The Monarchs are now 6-6 at home and 6-6 on the road in Conference USA action. ODU will face Middle Tennessee for its final home conference series this weekend.

**BASEBALL AMERICA PROJECTED FIELD OF 64**

For five straight weeks, the Baseball Monarchs were listed as the first four out of the tournament before falling at VMI. For the first time this season (April 27), the Monarchs were not listed as making the field. Florida Atlantic, Southern Miss and Rice are the only Conference USA schools listed for a regional appearance. The Hawks and the Owls were also listed as hosting a regional, while FAU is listed as joining the Miami regional in Coral Gables, Fla.

**AGREEABLE WEATHER**

Old Dominion has had just one game canceled and four rescheduled so far this season due to inclement weather. In the grand scheme of baseball, that is plagued by sporadic weather, that is a pretty good stat. Last season, ODU had to reschedule nine games and canceled the entire Seton Hall series in February.

**A FEW NOTES ON 2016 C-USA BASEBALL**

Conference USA has proven itself as one of the toughest baseball conferences. During the season, C-USA moved up to No. 3 in the conference RPI rankings (boydsworld.com & warrennolan.com). While the league has twice finished the season as the No. 4-ranked conference, a top three finish would be a new high mark for C-USA. Below are a few quick facts about what the league is accomplishing in 2016:

- A number three ranking in the Conference RPI rankings
- Four schools in the top 50 of the RPI rankings
- Seven schools in the top 100 of the RPI rankings
- Seven different schools have defeated a nationally-ranked non-conference opponent at the time they played
- C-USA schools have defeated three schools that played in last year's College World Series, including wins over Vanderbilt and Virginia, the last two National Champions

Below is what the league has accomplished since its first season in 1996

- Six College World Series Appearances
- 63 NCAA Appearances
- Three National Players of the Year

- Three National Freshmen of the Year
- 144 All-Americans
- Schools have combined to win 40 or more games 62 times in the past 12 years
- Has had a team ranked No. 1 in the nation in four different seasons
- Hosted 14 NCAA Regionals and six Super Regionals
- 2003 National Champions - Rice
- 98 all-time NCAA Appearances (66 since 1995)

**HOME AWAY FROM HOME**

Old Dominion will host 28 games at the Bud Metheny Baseball Complex this season, including 15 Conference USA games. The natural grass stadium seats 2,500 people and houses one of the best atmospheres in college baseball. This season, ODU is 17-9 at home. The Monarchs hold a one-game losing streak after falling in game two of a Saturday double header against the UAB Blazers, but ODU welcomes MTSU to the stadium for its final C-USA series at home this season.

**THICK AS THIEVES**

The Old Dominion Monarchs have stolen 70 bases this season in 89 attempts, as 13 different players have stolen at least one base so far. ODU's opponents have only stolen 34-of-49 bases this season. The Old Dominion record for stolen bases was set in 1985 when the Monarchs went 132-151 throughout the season.

Nick Walker leads the way on the base path with 18 steals, ranking him fourth in C-USA and 72nd in the nation. As a team, the Monarchs rank 37th in the nation in total stolen bases and second in C-USA, while ranking 39th in stolen bases per game (1.49), which is third in the conference.

Below is the season's breakdown.

Player	SB	ATT
Rutherford	11	13
Myers	15	19
Walker	18	22
Hayes	7	10
McMurray	5	7
Lustrino	3	6
Finwood	2	2
K. Sinnen	3	3
Morgan	2	3
Windham	1	1
Woodard	1	1
Bishop	1	1
Livers	1	1
<b>Totals</b>	<b>70</b>	<b>89</b>

**SCORING IN BUNCHES**

Old Dominion averages 5.31 runs per game and when the Monarchs score, most of the time, it comes in bunches. ODU has posted 18 innings in which the team has scored four or more runs, including two 4-plus innings against Western Kentucky (4 in the 6th & 7 in the 8th) on March 19th. The most runs the Monarchs have scored in an inning is eight, which the team accomplished in the eighth inning in game three at FIU (4.10) and the second inning at Charlotte (5.7). The team's previous high of seven was hit twice (VMI on March 22 and WKU on March 19).

**COMMONWEALTH SUCCESS**

Since head coach Chris Finwood took over the program in 2012, ODU has had great success over other schools from the Commonwealth State. The Monarchs have been especially dominant at home against in-state competition, holding a 26-16 record in games played at either the Bud Metheny Baseball Complex, Harbor Park or War Memorial Stadium. In the six games against teams from Virginia this season, ODU is 7-3, including a 5-4 victory over defending National Champions UVA. The Monarchs defeated Norfolk State, Liberty, VCU, W&M, VMI and UVA so far this season, but fell to Virginia Tech, VMI on the road and UVA at Harbor Park. ODU is set to face VCU and Liberty again in May.

**OVERALL RECORD VS VIRGINIA TEAMS**

vs. VMI   14-2	vs. Richmond   3-2	vs. Virginia Tech   0-1
vs. Virginia   4-3	vs. Radford   1-0	
vs. James Madison   4-2	vs. Norfolk State   3-2	
vs. George Mason   3-3	vs. W&M   8-3	
vs. VCU   3-6	vs. Va. State   1-0	
vs. Liberty   3-6	vs. Longwood   1-1	

**CARDIAC MONARCHS**

The Monarchs have had a habit of taking things down to the wire the past 10 seasons, playing in 117 games decided by one run. The school record for most one-run games was set during the 1988 season under Mark Newman when they team played in 23 close games. ODU played in nine one-run decisions last season, and the trend seems to be climbing this year, as the Monarchs have already played in nine one-run games, with three walk-off wins. Kurt Sinnen's walk-off hit against VMI marked the third for ODU, as Kyle Beam singled to beat Manhattan and Myers knocked one out of the park against Liberty.

2007	12	2012	9
2008	10	2013	12

TWO-OUT HITTING		
PLAYER	AVG	RBI
Kyle Beam	.138	2
Turner Bishop	.206	6
Grey Finwood	.154	1
Darius Gillus	.000	0
Justin Hayes	.194	3
Chris Livers	.130	0
Nick Lustrino	.160	3
Jason McMurray	.217	10
Will Morgan	.333	3
Connor Myers	.315	10
Zach Rutherford	.340	8
Kurt Sinnen	.385	9
Nick Walker	.189	12
Bryce Windham	.000	0
Seth Woodard	.176	3
<b>TEAM</b>	<b>.237</b>	<b>70</b>
HITTING STREAKS		
PLAYER	LONGEST	CURRENT
Connor Myers	12	5
Zach Rutherford	9	6
Kurt Sinnen	8	2
Nick Walker	8	3
Jason McMurray	7	-
Turner Bishop	6	-
Nick Lustrino	6	-
Justin Hayes	3	-
Grey Finwood	3	1
Will Morgan	3	-
Chris Livers	3	1
Kyle Beam	3	-
Seth Woodard	2	-
Darius Gillus	1	-
REACHED BASE STREAKS		
PLAYER	LONGEST	CURRENT
Nick Walker	18	7
Connor Myers	18	18
Kurt Sinnen	13	3
Nick Lustrino	12	-
Zach Rutherford	12	6
Jason McMurray	11	11
Chris Livers	7	1
Grey Finwood	6	6
Turner Bishop	6	-
Kyle Beam	5	2
Justin Hayes	4	-
Seth Woodard	4	4
Will Morgan	3	-
Bryce Windham	1	-
Darius Gillus	1	-
CURRENT ODU STREAKS		
All Games		L1
Games at Bud Metheny Complex		L1
Road Games		L1
vs. Ranked Opponents		L4
vs. Conference (Home)		L1
vs. Conference (Away)		L1
vs. Non-Conference (Home)		L1
vs. Non-Conference (Away)		L1

ODU 2016 RECORD WHEN...	
Overall	29-18
Non-Conference	17-6
Conference	12-12
Home	17-9
Away	9-9
Neutral	3-0
Day	21-12
Night	8-6
vs. Left hander	10-8
vs. Right hander	19-10
1-Run games	7-2
2-Run games	7-3
5+ Run games	9-6
Extra innings	2-1
Shutouts	2-3
When scoring 0-2 runs	1-11
When scoring 3-5 runs	9-5
When scoring 6-9 runs	12-2
When scoring 10+ runs	7-0
When opponent scores 0-2 runs	11-0
When opponent scores 3-5 runs	13-6
When opponent scores 6-9 runs	4-7
When opponent scores 10+ runs	1-5
When scoring in the 1st inning	16-3
When opponent scored in the 1st inning	4-3
When scoring first	21-9
When opponent scores first	8-9
When leading after 6 innings	24-1
When leading after 7 innings	23-1
When leading after 8 innings	26-1
When trailing after 6 innings	2-13
When trailing after 7 innings	3-12
When trailing after 8 innings	0-14
When tied after 6 innings	3-4
When tied after 7 innings	3-4
When tied after 8 innings	2-1
Hit 0 home runs	19-14
Hit 1 home run	8-2
Hit 2+ home runs	2-2
Opponent hits 0 home runs	19-9
Opponent hits 1 home run	6-7
Opponent hits 2+ home runs	4-2
When making 0 errors	10-3
When making 1 error	11-8
When making 2+ errors	8-7
When out-hit opponent	16-1
When out-hit by Opponent	8-17
When hits are tied	5-0

2009	15	2014	15
2010	17	2015	9
2011	9	<b>2016</b>	<b>9</b>

**BABE AND BUD**

Everyone knows who Bud Metheny is in the baseball world, but little know that he was the last New York Yankee to wear No. 3, Babe Ruth's number, before it was retired in honor of the star in 1948. Bud played for the Yankees from 1938-47, where he played in the second and last game of the 1943 World Series as the Yankees defeated the St. Louis Cardinals. In 1984, to honor Bud and his days with the Yankees, Old Dominion University adopted the Yankees uniform with the blue pinstripes.

The 1940 William and Mary graduate (he earned his M.Ed from William and Mary in 1952) launched a managerial career in 1948 piloting the Boston Red Sox Class "D" team in Baxley, GA. He spent the next season in the Piedmont League (Class "B") playing outfield for the Portsmouth team in 1949-50, and managing the Newport News team in 1950. Despite those commitments, Metheny still found time to begin his 32-year Old Dominion career in the spring of 1948.

Metheny joined the athletic staff in 1948 as head baseball coach compiling a 423-363-6 record before retiring in 1980. He was honored by the NCAA as the Eastern Regional Coach of the Year in 1963 and 1964 when his Monarchs captured College Division crowns those two years. Metheny was named National Coach of the Year in 1964. In 1980, his final season as the Monarchs head coach, ODU captured the Virginia State Championship by defeating the University of Virginia.

**TOUGH SCHEDULE**

The Baseball Monarchs are not a team to shy away from playing some of the toughest teams in the nation. ODU made a 2016 schedule that once again faced the cream of the crop. Three of ODU's opponents are ranked in the top 25 polls, including the Monarchs' fist matchup of the season NC State, with Southern Miss knocking on the door. Additionally, five of ODU's opponents advanced to the NCAA Regionals in 2015, two reached the Super Regionals and one went to Omaha for the College World Series, including eventual CWS Champion UVA.

**A FAMILY AFFAIR**

Sam and Kurt Sinnen, fraternal twins, have been playing baseball together since they were little. They grew up and played at the same high school and now the same University. Sam made the decision to attend Old Dominion first and his brother quickly followed. The Sinnen family also made the decision to become the legal guardians of Turner Bishop, a young man who played baseball with the Sinnen twins at Kellam High School. Bishop has become one of the Monarchs most deadly hitters, starting some games as a designated hitter.

The family atmosphere doesn't stop there, as Grey Finwood is playing for his father, head coach Chris Finwood. Grey, now a sophomore at ODU, started in the first seven games for the Monarchs at first base.

**EXTRA INNINGS WITH CHRIS FINWOOD**

Extra Innings with Chris Finwood debuts March 7 on ESPN Radio 94.1. The show will air every Monday evening. Finwood will give a recap of the previous week's games and upcoming Monarch baseball games as well as player interviews with host and ODU Director of Broadcasting Ted Alexander.

**REACHING NEW HEIGHTS**

The Baseball Monarchs continued its best start in a decade by moving to 18-4 after taking two against the VMI Keydets. The record marked the best 22-game start since 2006 (19-3) and after sweeping the Hilltoppers in the C-USA opening weekend, ODU recorded its first ever 3-0 start to C-USA play and its first sweep to open conference play since 2008 against Delaware. In the Monarchs 8-2 win over VMI on March 22, the team hit for the cycle with the first four batters of the game. Myers notched a double, Rutherford hit a single, Walker posted a triple and Kyle Beam knocked one out of the park.

**NO RUNS FOR YOU**

In ODU's opening two games, the Monarchs did not allow a run, marking the first time since 1992 that the program started the season two-straight shutouts. The games also marked the first time since 1995 that ODU has notched back-to-back shutouts. ODU opened the 1992 season with back-to-back shutouts over Coppin State (12-0 and 10-0) and put two together in 1995 with wins over Towson (7-0) at home then at Liberty (5-0).

**C-USA PITCHER OF THE WEEK**

Junior right-hander, Sam Sinnen, was named the Conference USA Pitcher of the Week for his efforts in the season-opening win over No. 10 NC State, as the league announced Monday afternoon.

Sinnen earned his first career weekly honor after holding No. 10 NC State to no runs and just two hits in five innings of work, as the Monarchs defeated the Wolfpack, 5-0, on opening day at the Caravelle Resort Tournament. He highlighted the day by ending the biggest NC State threat in the fourth inning by striking out the batter with two runners left on base.

Sinnen pitched a solid game before giving way in the sixth inning, finishing the game with three strikeouts and two walks as ODU opened the season with a win over a ranked opponent.

**THREE TABBED PRESEASON ALL-CONFERENCE USA**

Senior outfielder Connor Myers, junior pitcher Sam Sinnen and sophomore infielder Zach Rutherford represented the

Monarchs on the C-USA preseason team, as Old Dominion was the only program to feature three athletes.

Myers finished the season hitting .302, knocking in 28 RBI on the season. He posted 17 multiple-hit games and 13-straight games with a hit. He was a threat once on base, as he stole 20 bases on 25 attempts, which ranked second in Conference USA. Myers led the outfield with 150 putouts, including two diving catches against Bryant and one against UAB that were both featured on SportsCenter Top-10.

Sinnen led team with a 6-3 record last season and a 2.84 ERA, which was second on the team. In 66.2 innings of work, he walked only 15 batters and paced the team with 53 strikeouts. Sinnen, who had been a part of three Monarch shutouts, recorded three saves and appeared in 21 games. He capped his sophomore campaign with Second Team All-Conference USA honors.

Rutherford started in 42-of-43 games, mostly at shortstop, as a freshman and was third on the team in hitting at .317 overall and .355 in 27 C-USA games. He recorded 13 multiple-hit games and knocked in a career high four RBI against nationally ranked Florida Atlantic. Rutherford committed only five errors and was named to the Conference USA All-Freshman squad at the conclusion of the season. Rutherford highlighted his freshman campaign by becoming just the 16th Baseball Monarch to be selected to the Collegiate Baseball and Baseball America Freshman All-American teams.

## EARLY SIGNING PERIOD

### **Devon Adams - C- 5'11 180-South Riding, Va. (Paul VI Catholic)**

A native of South Riding, Virginia, Adams earned first team All-Washington Catholic Athletic Conference honors while representing Paul VI Catholic High School. He also was named a second-team All-Virginia Independent School Athletic Association honoree.

### **Kyle Battle - OF- 6'1 175- Glen Allen, Va. (Glen Allen)**

A Glen Allen, Va. native, Battle started in the outfield for the Glen Allen Jaguars, helping the team win the state championship as a junior. He registered a .412 batting average last year, including six doubles and four homeruns. At the conclusion of his junior campaign, Battle racked up the awards, earning first team All-Conference, All-Region, All-State and All-Metro laurels. He was also a standout in the classroom and picked up VHSL first team academic honors.

### **Michael Blanchard - RHP- 6'6 175, Suffolk, Va. (Nansemond River)**

Blanchard went 5-1 in 36 innings as a junior at Nansemond River. He struck out 41 batters and had a 2.21 ERA.

### **Zack Eggers - LHP- 6'1 170 Flower Mound, Texas (Flower Mound)**

While playing for Flower Mound High School in Texas and representing the Dallas Mustangs in the summer, Eggers was named to the All-Tournament Team in Perfect Game Jupiter and was also named to the Top Prospect Team at The Perfect Game Underclass South showcase in Houston in 2014. He is also a black belt in Martial Arts.

### **Carson Henry - INF- 6'1" 180- Virginia Beach, Va. (Greenbrier Christian)**

A native of Virginia Beach, Henry has started at shortstop for Greenbrier Christian High School in Chesapeake since his sophomore season. In 2015, he hit .377, led his squad in RBIs and helped Greenbrier Christian capture the 2015 State Championship.

### **Corey Klak - LHP- 6'4" 175- Chesapeake, Va. (Western Branch)**

Klak, a Chesapeake, Va. native, has had two very good years for Western Branch high school. He went 10-1 on the mound his junior season and was an all-conference selection. As a sophomore helped lead his Western Branch High School team to a Regional Championship, taking down nationally ranked Cosby High School in the process. The team advanced to claim the State Championship after defeating Chantilly in the title game. Klak was voted by the league as the Rookie of the Year as a sophomore and was named to the All-Conference second team for pitching and was voted as the team's Most Improved Player as a junior.

### **Vinnie Pasquantino - 1B- 6'4" 210 Midlothian, Va. (James River)**

Pasquantino comes from Midlothian, Va. where he was a member of the James River High School varsity squad. The 6'4" standout first baseman hit an incredible .537 as a junior with five homeruns, en route to earning first team All-Region 6A South and first team All-Metro honors.

### **Joe Strzelecki - RHP- 6'3 215- Boynton Beach, Fla. (Polk CC)**

Strzelecki joins the Baseball Monarchs from Polk Community College where he threw 27.2 innings as a freshman. He accumulated a 3.15 ERA, while striking out 28 batters last season. He attended Santaluces High School in Boynton Beach, Fla. and was a first team All-Conference selection along with MVP as a catcher and batted .386 as a senior.

### **John Wilson - LHP- 6' 170-Hampton, N.J. (North Hunterdon)**

An all-state pitcher from North Hunterdon High School in Pittstown, New Jersey, John Wilson finished his junior campaign with an unblemished 7-0 record en route to leading his team to its first county championship since 1999. Wilson garnered first team All-Conference, All-Area, All-County and All-West Jersey accolades in both his sophomore and junior seasons. Additionally, he was named Skyland Conference Pitcher of the Year and Hunterdon County Democrat Player of the Year in 2015.

### **Jared Young - INF- 6'1" 180- Prince George, British Columbia, Canada (Connors State College)**

Young grew up in Prince George, British Columbia where he played baseball and hockey at Kelowna Secondary School. During his freshman year at Minot State University, Young hit a team leading .398 with 25 extra base hits en route to earning NSIC All-Conference and Central D2 All-Region.





## HEAD COACH CHRIS FINWOOD

In just four years Chris Finwood, the 2014 ABCA East Region Coach of the Year, has put the Monarch program back into the national spotlight. Finwood won his 100th game at ODU with a 15-1 win over Charlotte on April 5th at ODU. The 2015 Monarchs defeated three nationally ranked and NCAA bound teams. ODU swept the home and home series against Virginia, took two of three from Rice and defeated FAU as well.

Last season, Finwood joined the 100 win club and his Baseball Monarchs (27-29) enjoyed two wins over then No. 1/No. 23 ranked UVA and another Top 10 victory over No. 8 ranked Rice. At the conclusion of the season, Finwood saw three players earn Conference USA honors, while freshman Zach Rutherford was named a Freshman All-American on two occasions.

Three Monarchs were selected into the MLB draft, as P.J. Higgins was picked in the 12th round by the Chicago Cubs, Greg Tomchick in the 27th round (No. 812) by the St. Louis Cardinals and Taylor Ostrich in the 34th round (1029 pick) by the Kansas City Royals.

The Monarchs won 36 games in 2014, finished fourth in Conference USA, reached the league semifinals, and earned an at-large bid to the NCAA Regionals, ODU's first since 2000.

ODU posted a 36 RPI and played one of the nation's strongest non-conference schedules, beating No. 1 Virginia and C-USA champion Rice. The 2014 Monarchs turned a school record 68 double-plays, which ranked third nationally. The team fielded .976, which was good for a top 20 national ranking.

Senior reliever Dean Ali was named to C-USA's All-Academic squad, while two Monarchs were selected into the MLB draft, led by Ryan Yarbrough who went in the fourth round to Seattle.

In 2013, the Monarchs won 30 games and placed third in the school's final season in the Colonial Athletic Association. The Monarchs finished the season strong, winning seven of their last 10 games. ODU swept three-game series from NCAA tournament participant William & Mary and a road series at James Madison. Team MVP Ben Verlander was a semifinalist for the Gregg Olson award and two Monarchs were selected in the 2013 MLB draft.

Not only have the Monarchs produced on the field, the team has also had much success in the classroom. The 2013-2014 team had a GPA of over 2.9. The team earned better than a 3.0 GPA in the fall of 2013 and 2014.

Player development has always been a big part of Finwood's success. In his coaching career he has coached over 60 players who have been drafted by Major League Organizations and 6 of them have played in the Major Leagues.

Prior to coming to ODU, Finwood guided Western Kentucky for six years as head coach and was named the 2009 Sun Belt Conference Coach of the Year.

In six seasons, the Hilltoppers witnessed unprecedented success under Finwood, a Hampton, Va. (Hampton High) native. Magical postseason runs in 2008 and 2009, both

in the Sun Belt and NCAA Tournaments, highlighted the Finwood era, as he compiled a 190-154 record at the Bowling Green, Ky. school. His 2009 squad reached the regional final in Oxford, Miss.

WKU captured the 2008 Sun Belt tournament championship. In 2009, en route to notching the program's first 40-win season in 21 years, the Hilltoppers won the Sun Belt Regular Season championship. In those two seasons, WKU earned with back-to-back trips to the NCAA Tournament, including the program's first at-large invitation (2009). The 2009 team made it to the final game in the Oxford regional and finished the year ranked 23rd in the country.

Prior to his stint at Western Kentucky, Finwood served as an assistant coach at Auburn for five seasons and helped lead the Tigers to four NCAA Regionals. During his time at Auburn, Finwood was responsible for all aspects of the Tiger defense, while also coordinating the program's recruiting efforts. In his five seasons, Auburn posted five winning campaigns and combined for 181 victories. The 2003 team, earned a top-seed in the NCAA tournament and hosted a regional after a 42-21 season and second-place finish with the West Division of the Southeastern Conference. Auburn again advanced to the regionals in 2005, falling in the finals to host Florida State.

In his five seasons at Auburn, he oversaw a defense that posted the two best fielding percentages in school history, finishing at .970 in 2002 and .968 in 2003. The 2002 fielding percentage also ranked second in the SEC and 12th nationally.

Prior to joining the staff at Auburn Finwood spent six seasons at Virginia Commonwealth -- four seasons as an assistant (1995-98) before serving as the Rams' associate head coach in 1999 and 2000. Finwood helped guide VCU to a 219-139 record in six years in Richmond. In his six seasons, VCU claimed Colonial Athletic Association regular-season titles in 1997 and 1998. The Rams also earned trips to the NCAA Tournament in 1998 and 1999, winning 40-plus games both seasons, including a school-record 46 victories during the 1998 campaign.

Finwood began his coaching career at his alma mater -- Virginia Military Institute -- serving as an assistant for three seasons before taking over the head coaching duties from 1992-94. After inheriting a VMI team that had won just two games the year before, Finwood led the Keydets to a school-record 21 wins in 1993 and 1994 and a berth in the 1993 Southern Conference Tournament championship game.

A four-year starter on the field at VMI from 1985-88, Finwood was named to the Southern Conference All-Northern Division team three times. A career .300 hitter, he posted a .399 batting average as a senior -- the sixth-best average in school history. He was also named team captain during his senior season and finished his career with the Keydets ranked second in hits and runs scored. Finwood was inducted into the VMI Athletics Hall of Fame in the summer of 2003.

Finwood was introduced as the Monarchs head coach on June 28th, 2011 and is the 13th head baseball coach in ODU history. He and his wife Annette have two children -- a daughter, Riley, and son, Greyson.

### THE FINWOOD FILE

**Born:** Jan. 20, 1966 in Plattsburgh, N.Y.

**High School:** Hampton (Va.) High School

**High School Athletics:** Baseball, Basketball

**College:** Virginia Military Institute, 1988 (BA, English)

**College Athletics:** Baseball (1985-88), shortstop, four letters

**Coaching Experience:**

Virginia Military Institute, Assistant Coach, 1989-91

Virginia Military Institute, Head Coach, 1992-94

VCU, Assistant Coach, 1995-98

VCU, Associate Head Coach, 1999-2000

Auburn, Assistant Coach, 2001-05

Western Kentucky, Head Coach, 2005-2011

Old Dominion, Head Coach, 2012-Present

### HEAD COACHING RECORDS | CAREER RECORD: 383-382

#### ODU

2012 | 19-34

2013 | 30-24

2014 | 36-26 | NCAA Regional

2015 | 27-29

2016 | 29-18

**TLS 141-131 (5 years)**

#### WKU

2006 | 22-30

2007 | 25-30

2008 | 33-27 | SBC Champions/ NCAA Tournament

2009 | 42-20 | SBC Reg. Season Champions/NCAA Reg. Finals

2010 | 35-23

2011 | 33-24

**TLS 190-154 (6 yrs)**

#### VMI

1992 | 11-39

1993 | 20-29

1994 | 21-29

**TLS 52-97 (3 yrs)**

### FINWOOD MILESTONES

**Coach of the Year:** 2009 (Sun Belt)

**1st Victory:** Feb. 21, 1992 vs. Shenandoah (7-2 at VMI)

**100th Victory:** Feb. 22, 2008 vs. Bowling Green (11-4 at WKU)

**200th Victory:** April 10, 2010 vs. South Alabama (12-4 at WKU)

**300th Victory:** Mar. 8, 2014 at No. 17 Rice (2-1 at Rice, 10 inn.)

THE LAST TIME...

**ODU TEAM...**

Scored 30 or more runs in a game .....	2000 at Norfolk State (31)
Scored 20 or more runs in a game .....	April 2, 2014 vs. William & Mary (20)
Had 30 or more hits in a game .....	March 7, 2000 at Norfolk State (30)
Had 20 or more hits in a game .....	April 2, 2014 vs. William & Mary (21)
<b>Hit five doubles in a game.....</b>	<b>May 6, 2016 at Charlotte (5)</b>
Hit five triples in a game .....	May 1, 1964 vs Lynchburg (5)
Hit six home runs in a game .....	May 14, 1992 vs James Madison (6)
<b>Shut out an opponent .....</b>	<b>February 20, 2016 (2-0 vs Kent State)</b>
<b>Was shutout by an opponent .....</b>	<b>April 24, 2016 (0-12 at LA Tech)</b>
Shut out a C-USA opponent .....	May 16, 2015 (11-0 at UAB)
<b>Was shut out by a C-USA team .....</b>	<b>April 24, 2016 (0-12 at LA Tech)</b>
Shut out a C-USA opponent in consecutive games .....	N/A
<b>Swept a conference series at home .....</b>	<b>March 18-19, 2016 vs. WKU</b>
<b>Swept a conference series on the road .....</b>	<b>April 8-10, 2016 at FIU</b>
<b>Was swept in a conference series at home .....</b>	<b>April 1-3, 2016 vs No. 17 Florida Atlantic</b>
<b>Was swept in a conference series on the road .....</b>	<b>March 25-17, 2016 at Rice</b>
<b>Beat a ranked opponent.....</b>	<b>March 30, 2016 at No. 20 Virginia</b>
Won 10-straight games .....	March 17-April 2, 2006
Won 10-straight C-USA games .....	N/A
Won 10-straight games at home.....	March 15-April 15, 2006
Won 10-straight games on the road.....	1986
Won 40 games in a season.....	1994 (40)
Won a regular season conference championship.....	2007 (Colonial Athletic Association)
Won the conference tournament .....	1996 (Colonial Athletic Association)
Competed in the NCAA Regionals .....	2014 (at South Carolina)
Ended a game in a tie .....	1988 (3-3, at Virginia)
Turned a triple play .....	May 8, 2012 vs Longwood

**AN ODU PLAYER...**

Hit for the cycle .....	N/A
<b>Hit two doubles in a game.....</b>	<b>May 6, 2016 (Connor Myers at Charlotte)</b>
Hit three doubles in a game .....	May 11, 2010 (Chris Basker vs UMES)
Hit two triples in one game .....	March 2, 2005 (Evan Chipman vs Norfolk State)
<b>Hit two home runs in one game .....</b>	<b>April 19, 2016 (Seth Woodard at VMI)</b>
Hit three home runs in one game .....	March 9, 2013 (Ben Verlander vs Northeastern)
<b>Hit a walk-off home run .....</b>	<b>March 1, 2016 (Connor Myers vs Liberty)</b>
Hit a grand slam .....	March 4, 1997 (Tony Gsell vs George Washington)
Hit two grand slams in one day.....	May 21, 2010 (Chris Buss at Hofstra)
<b>Had 5+ RBI.....</b>	<b>March 16, 2016 (Nick Walker, 6)</b>
Hit safely in 20-straight games .....	2010 (Chris Baker, 28 games)
Hit safely in 30-straight games .....	March 23, 2010 to February 26, 2011 (Chris Baker, 34 games)
Hit 20 home runs in one season .....	1997 (Ron Walker, 20)
Hit .400 for the season .....	2009 (Jake McAloose; .413)
Was the Conference Player of the Year .....	2011 (Kyle Hald - CAA)

**AN ODU PITCHER...**

Won 10 games .....	2007 (Anthony Shawler, 11)
Struck out 10 or more.....	April 15, 2006 (Jason Godin vs Northeastern, 18)
Threw a no-hitter.....	May 11, 2010 (9 inn.) (C.J. Huyett)
Threw a complete game (Win) .....	April 19, 2015 (Adam Bainbridge vs Marshall)
Pitched 10 or more innings .....	1972 (Jack Baker vs Xavier-Ohio) (13)
Was the Conference Pitcher of the Year .....	2011 (Kyle Hald - CAA)

## 2016 NATIONAL RANKINGS (May 9)

## D1BASEBALL.COM

Rank	Team	2016 Record
1	Florida	40-8
2	Texas A&M	37-10
3	Miami	35-9
4	Mississippi State	33-14
5	Florida State	32-13
6	Louisville	38-10
7	Texas Tech	37-13
8	Ole Miss	36-13
9	South Carolina	36-11
10	NC State *	32-14
11	Vanderbilt	36-12
12	Virginia *	31-17
13	Rice *	31-14
14	TCU	33-12
15	Tulane	31-14
16	LSU	31-16
17	Washington	27-16
18	Oklahoma State	30-15
19	Georgia Tech	31-15
20	Coastal Carolina	34-14
21	East Carolina	30-16
22	Arizona	31-16
23	Florida Atlantic *	33-13
24	Oregon State	29-15
25	Minnesota	30-15

## USA TODAY COACHES

Rank	Team	2016 Record
1	Florida (26)	40-8
2	Texas A&M (3)	37-10
3	Miami	35-9
4	Miss St	33-14-1
5	Louisville	38-10
6	Florida State	32-13
7	Vanderbilt	36-12
8	South Carolina	36-11
9	Texas Tech	37-13
10	TCU	33-12
11	Ole Miss	36-13
12	North Carolina State *	32-14
13	LSU	31-16
14	Virginia *	31-17
15	Oklahoma State	30-15
16	Florida Atlantic *	33-13
17	Oregon State	29-15
18	UC-Santa Barbara	31-12-1
19	Michigan	34-12
20	--	31-16
21	Rice *	31-14
22	North Carolina	30-17
23	Coastal Carolina	34-14
24	Clemson	31-16
25	Georgia Tech	31-15

## COLLEGIATE BASEBALL

Rank	Team	2016 Record
1.	Florida	40-8
2.	Miami, FL	35-9
3.	South Carolina	36-11
4.	Florida State	32-13
5.	Texas A&M	37-10
6.	Louisville	38-10
7.	Mississippi State	33-14-1
8.	Vanderbilt	36-12
9.	Texas Tech	37-13
10.	N.C. State *	32-14
11.	Virginia *	31-17
12.	Oklahoma State	30-15
13.	Texas Christian	33-12
14.	Washington	27-16
15.	Cal. State Fullerton	30-16
16.	Southern Mississippi	34-14
17.	Arizona	31-16
18.	Rice *	31-14
19.	Tulane	31-14
20.	Mississippi	36-13
21.	Louisiana State	31-16
22.	Georgia Tech.	31-15
23.	South Alabama	36-14
24.	Coastal Carolina	34-14
25.	Indiana	28-17

## NCBWA

Rank	Team	2016 Record
1.	Florida	40-8
2.	Texas A&M	37-10
3.	Mississippi State	33-14-1
4.	Miami	35-9
5.	Louisville	38-10
6.	Florida State	32-13
7.	Vanderbilt	36-12
8.	TCU	33-12
9.	Ole Miss	36-13
10.	South Carolina	36-11
11.	Texas Tech	37-13
12.	N.C. State *	32-14
13.	LSU	31-16
14.	Virginia *	31-17
15.	Oklahoma State	30-15
16.	UC Santa Barbara	31-12-1
17.	Oregon State	29-15
18.	Florida Atlantic *	33-13
19.	Michigan	34-12
20.	North Carolina	30-17
21.	Louisiana	31-17
22.	Clemson	31-16
23.	Southern Miss	34-14
24.	Georgia Tech	31-15
25.	Arizona	31-16

FINWOOD CAREER ODU RECORD  
BY OPPONENT

Team	Record
Appalachian State	1-0
Bryant	1-0
Campbell	0-2
Canisius	0-1
Charleston Southern	1-0
Charlotte	5-3
Coastal Carolina	0-1
Delaware	4-3
East Carolina	5-4
Florida Atlantic	2-8
FIU	8-2
George Mason	3-3
Georgia State	1-5
Georgia Tech	0-1
Hofstra	2-4
James Madison	4-2
Kentucky	0-1
Kent State	1-0
Liberty	3-6
Longwood	1-1
Long Island	2-1
LA Tech	6-4
Manhattan	1-0
Marist	1-1
Marshall	5-3
Maryland	0-2
Massachusetts	2-1
Middle Tennessee	2-6
Norfolk State	3-2
Northeastern	2-4
NC State	1-2
Penn	3-0
Princeton	2-0
Radford	1-0
Rice	4-8
Richmond	3-2
Rutgers	7-8
St. John's	1-0
St. Joseph's	1-0
Southern Miss	0-1
Temple	5-1
Towson	3-3
Virginia	4-3
VCU	3-6
VMI	14-2
Virginia State	1-0
Virginia Tech	0-1
UAB	4-5
UNC Wilmington	0-6
UTSA	4-5
West Virginia	1-2
Western Kentucky	4-2
William & Mary	8-3
Wofford	3-1
<b>54 Opponents</b>	<b>141-131</b>

\* 2016 ODU Baseball Opponent



# 2016 MONARCHS

## OLD DOMINION UNIVERSITY BASEBALL



**JUSTIN  
HAYES**

**#1**

So., OF, 5-8, Chesapeake, Va.



**JASON  
McMURRAY**

**#2**

RS-Sr., INF, 6-1, Des Moines, Iowa



**NICK  
WALKER**

**#4**

Jr., INF/OF, 6-0, Virginia Beach, Va.



**GREYSON  
FINWOOD**

**#6**

RS-So., INF, 6-3, Norfolk, Va.



**WILL  
MORGAN**

**#7**

Fr., OF, 6-1, Middletown, N.J.



**CONNOR  
MYERS**

**#9**

Sr., OF, 5-11, Middletown, Md.



**NICK  
HARTMAN**

**#10**


Jr., RHP, 6-2, Katy, Texas



**KYLE  
BEAM**

**#11**

Jr., C, 6-0, Hood River, Ore.



**KURT  
SINNEN**

**#14**

Jr., C/1B, 5-11, Virginia Beach, Va.



**ZACH  
RUTHERFORD**

**#15**

So., INF, 6-2, Chesapeake, Va.



**THOMAS  
BUSBICE**

**#16**


Sr., RHP, 6-1, Papillion, Neb.



**CULVER  
LAMB**

**#17**

So., RHP, 6-3, Virginia Beach, Va.



**GRAYSON  
BAILEY**

**#18**

RS-Sr., LHP, 6-1, Virginia Beach, Va.



**DARIUS  
GILLUS**

**#19**

RS-Fr., INF, 5-11, Chesterfield, Va.



**BRYCE  
WINDHAM**

**#20**


Fr., INF, 6-0, Monroe, Mich.



**MORGAN  
MAGUIRE**

**#21**

Fr., RHP, 6-2, Rumson, N.J.



**NICK  
LUSTRINO**

**#22**

RS-Sr., INF, 6-0, Spring Lake, N.J.



**CORY  
ALEXANDER II**

**#23**

Fr., OF, 5-11, Goochland, Va.



**BRETT  
SMITH**

**#24**

Fr., RHP, 6-4, Chesapeake, Va.



**SETH  
WOODARD**

**#25**

Fr., INF, 6-2, Newport News, Va.



**CHRIS  
LIVERS**

**#26**

Sr., C, 5-9, Virginia Beach, Va.



**JAKE  
JOSEPHS**

**#28**

RS-Jr., LHP, 5-11, Fairfax Station, Va.



**EVAN  
BAER**

**#29**

Fr., INF, 6-1, Virginia Beach, Va.



**NATE  
MATHESON**

**#31**

So., LHP, 6-3, Hampton, Va.



# 2016 MONARCHS

## OLD DOMINION UNIVERSITY BASEBALL



**VICTOR DIAZ**  
#32  
RS-Sr., RHP, 6-0, Perth Amboy, N.J.



**TURNER BISHOP**  
#33  
Jr., OF, 6-1, Virginia Beach, Va.



**SAM SINNEN**  
#34  
Jr., RHP, 5-11, Virginia Beach, Va.



**NEIL RING**  
#37  
Fr., C, 5-10, Appomattox, Va.



**ADAM BAINBRIDGE**  
#40  
Jr., LHP, 6-3, Sinking Spring, Pa.




**JOEY BENITEZ**  
#42  
Jr., LHP, 6-1, Crofton, Md.



**ISAIAH NELSON**  
#43  
Fr., LHP, 5-11, Norfolk, Va.



**DREW MOYER**  
#44  
Fr., RHP, 6-6, Newport News, Va.



**JACK JETT**  
#45  
Fr., RHP, 6-4, Reedville, Va.



**HEAD COACH CHRIS FINWOOD**  
#5  
• VMI '88 • 5th year at ODU



**ASST. COACH KARL NONEMAKER**  
#12  
• Vanderbilt '02 • 5th year at ODU



**ASST. COACH MIKE MARRON**  
#13  
• College of the Holy Cross, '05  
• 1st year at ODU



**VOL. ASST. COACH LOGAN ROBBINS**  
#8  
• Western Kentucky, '11  
• 1st year at ODU



**DIRECTOR OF BASEBALL OPS. BJ BURTON**  
• Western Kentucky '87  
• 4th year at ODU





**#1 JUSTIN HAYES • So. • OF • 5-8 • 150 • L/L • Chesapeake, Va. • Western Branch**

**PERSONAL:** Son of Robert and Christina Hayes ... Has one sister, Raven ... Majoring in sport management ... Volunteered with Feed the Homeless ... Favorite pro athlete: David Wright ... Favorite pro team: New York Mets ... Dream Travel Spot: Bahamas.

**2015:** Second on team in hitting at .321 ... Played in 40 games with 12 starts (mostly in left field) ... 3 hits in a game at UTSA ... 2 RBI in a game vs. VCU.

**MISCELLANEOUS**

2016 Season Highs	
At Bats	5 two times
Runs	3 two times
Hits	3 vs WKU
RBI	2 two times
2B	1 three times
3B	1 vs Delaware
HR	---
Walks	1 seven times
SB	2 vs Delaware
Putouts	4 vs Virginia
Assists	1 two times
Career Highs	
At Bats	5 three times
Runs	3 two times
Hits	3 two times
RBI	2 three times
2B	1 six times
3B	1 vs Delaware (2.28.2016)
HR	---
Walks	1 17 times
SB	2 two times
Putouts	5 vs USM (5.21.2015)
Assists	1 three times

**2016 GAME-BY-GAME STATS**

**2016 ODU Baseball  
Individual Game-by-Game for Old Dominion (as of May 10, 2016)**

**#1 Justin Hayes - 44 games (All games)**

Date	Opponent	Pos	AB	R	H	RBI	2B	3B	HR	BB	SB	CS	HBP	SAC	SF	GDP	K	PO	A	E	Avg	
Feb 19	vs NC State	*of	5	0	0	0	0	0	0	0	1	0	0	0	0	0	0	3	1	0	1	.000
Feb 20	vs Kent State	*of	2	0	1	0	0	0	0	1	0	2	0	0	0	0	0	0	0	0	0	.143
Feb 23	NORFOLK STATE	of	1	0	0	0	0	0	0	0	0	0	0	0	0	0	0	0	0	1	0	.125
Feb 26	MANHATTAN	of	1	0	0	0	0	0	0	0	0	0	0	0	0	0	0	0	0	0	0	.111
Feb 27	VIRGINIA TECH	of	2	0	2	0	0	0	0	0	0	0	0	0	0	0	0	0	0	0	0	.273
Feb 28	DELAWARE	*of	3	3	2	2	0	1	0	0	2	0	1	0	0	0	0	2	0	0	0	.357
Mar 1	LIBERTY	*of	4	0	0	0	0	0	0	0	0	0	0	0	0	0	1	1	0	0	0	.278
Mar 05	RUTGERS-1	*of	3	0	1	1	0	0	0	0	0	0	0	0	0	0	0	0	0	0	0	.286
Mar 05	RUTGERS-2	*of	3	1	1	1	0	0	0	0	0	0	0	1	0	0	1	0	0	0	0	.292
Mar 06	RUTGERS	of	1	0	0	0	0	0	0	0	0	0	0	0	0	0	0	0	0	0	0	.280
Mar 09	at VCU	*of	4	0	1	0	0	0	0	0	0	0	0	0	0	0	1	1	0	0	0	.276
Mar 11	at West Virginia	of	1	0	0	0	0	0	0	0	0	0	0	0	0	0	0	1	0	0	0	.267
Mar 12	at West Virginia-1	of	2	0	0	0	0	0	0	0	0	0	0	0	0	0	2	1	0	0	0	.250
Mar 12	at West Virginia	of/ph	3	1	1	1	0	0	0	0	0	0	0	0	0	0	0	0	0	0	0	.257
Mar 15	PRINCETON	of	1	0	0	0	0	0	0	0	0	0	0	0	0	0	0	3	0	0	0	.250
Mar 16	PRINCETON	*of	3	2	2	1	0	0	0	1	0	0	0	0	0	0	0	0	1	0	0	.282
Mar 18	WESTERN KENTUCK	*of	4	3	3	1	1	0	0	0	1	0	0	0	0	0	0	0	1	1	0	.326
Mar 18	WESTERN KENTUCK	*of	2	1	1	0	1	0	0	1	0	0	0	0	0	0	0	2	0	0	0	.333
Mar 19	WESTERN KENTUCK	of	0	0	0	0	0	0	0	0	0	0	0	0	0	0	0	0	0	0	0	.333
Mar 22	VMI	*of	4	0	0	1	0	0	0	0	0	0	0	0	0	0	0	1	0	0	0	.306
Mar 23	VMI	*of	2	1	0	2	0	0	0	1	1	0	0	0	1	0	0	1	0	0	0	.294
Mar 25	at RICE	*of	3	0	1	0	0	0	0	0	0	0	1	0	0	0	0	1	0	0	1	.296
Mar 26	at RICE	*of	2	0	0	0	0	0	0	1	0	0	0	0	0	0	0	1	2	0	0	.286
Mar 27	at RICE	*of	3	0	1	0	0	0	0	0	0	0	0	0	0	0	0	2	1	0	0	.288
Mar 30	at Virginia	*of	2	0	0	0	0	0	0	0	0	0	0	0	0	0	1	3	0	0	0	.279
Apr 1	FLORIDA ATLANTIC	*of	2	0	0	0	0	0	0	1	0	0	0	0	0	0	0	0	3	0	0	.270
Apr 03	FLORIDA ATLANTIC	of	0	0	0	0	0	0	0	1	0	0	0	0	0	0	0	0	0	0	0	.270
Apr 06	WILLIAM & MARY	*of	3	0	0	0	0	0	0	0	0	0	0	0	0	0	0	1	0	0	0	.258
Apr 08	at FIU	*of	5	0	2	1	1	0	0	0	0	0	0	0	0	0	0	1	3	0	0	.268
Apr 09	at FIU	*of	4	1	1	0	0	0	0	0	1	0	0	0	0	0	0	1	0	0	0	.267
Apr 10	at FIU	*of	4	1	0	1	0	0	0	0	0	0	0	0	0	0	2	2	0	0	0	.253
Apr 15	UTSA	*of	3	2	1	0	0	0	0	0	1	0	0	1	0	0	0	2	0	0	0	.256
Apr 16	UTSA	*of	3	0	0	0	0	0	0	0	0	0	0	0	0	0	1	1	1	0	0	.247
Apr 17	UTSA	of	2	0	0	0	0	0	0	0	0	0	0	0	0	0	0	0	0	0	0	.241
Apr 19	at VMI	of	1	0	0	0	0	0	0	0	0	0	0	0	0	0	0	0	1	0	0	.239
Apr 22	at Louisiana Tech	*of	1	0	0	0	0	0	0	0	0	0	0	0	0	0	0	2	1	0	0	.236
Apr 23	at Louisiana Tech	of	0	0	0	0	0	0	0	0	0	0	0	0	0	0	0	0	1	0	0	.236
Apr 24	at Louisiana Tech	of	0	0	0	0	0	0	0	0	0	0	0	0	0	0	0	0	0	0	0	.236
Apr 26	VIRGINIA	*of	3	1	1	1	0	0	0	0	0	0	0	0	0	0	0	0	4	0	0	.239
Apr 29	UAB	of	1	1	0	0	0	0	0	0	1	0	0	0	0	0	0	0	0	0	0	.237
Apr 30	UAB-1	*of	3	1	0	0	0	0	0	0	0	0	0	1	0	0	0	3	2	0	0	.229
Apr 30	UAB-2	of	1	0	0	0	0	0	0	0	0	0	0	0	0	0	1	0	0	0	0	.227
May 06	at Charlotte	pr/of	1	0	0	0	0	0	0	0	0	0	0	0	0	0	1	0	1	0	0	.224
May 07	at Charlotte	of	0	0	0	0	0	0	0	0	0	0	0	0	0	0	0	0	0	0	0	.224
Totals			26gs	98	19	22	13	3	1	0	8	7	3	1	3	1	1	24	43	4	2	.224

On base pct. .287 • Slugging pct. .276

**CAREER STATS**

Year	avg	gp-gs	ab	r	h	2b	3b	hr	rbi	tb	slg%	bb	hbp	so	gdp	ob%	sf	sh	sb-att	po	a	e	fld%
2015	.321	40-12	53	10	17	3	0	0	6	20	.377	10	1	13	0	.438	0	0	5-7	35	1	3	.923
2016	.224	44-26	98	19	22	3	1	0	13	27	.276	8	1	24	1	.287	1	3	7-10	43	4	2	.959
TOTAL	.258	84-38	151	29	39	6	1	0	19	47	.311	18	2	37	1	.343	1	3	12-17	78	5	5	.943



**#2 JASON MCMURRAY • R/Sr. • INF • 6-1 • 200 • R/R • West Des Moines, Iowa. • Iowa Western**

**PERSONAL:** Son of Scott and Terri McMurray ... Has two brothers Brian and Kevin ... Has one sister Kylie ... Majoring in sociology ... NCYL-National Council on Youth Leadership Chapter President ... Favorite pro athlete: Derek Jeter ... Favorite pro team: New York Yankees ... Favorite Foods: Steak, Cereal, Ice cream ... Dream Travel Spot: Italy.

**2015:** 50 starts in 53 games at shortstop and second base ... Longest hitting streak is six games ... 11 multiple hit games ... Three RBI vs. Charlotte and W&M ... Three hits vs. Charlotte and LA Tech ... Belted a grand slam at VMI.

**MISCELLANEOUS**

**2016 Season Highs**

At Bats	6 at West Virginia
Runs	2 four times
Hits	4 at Charlotte
RBI	3 vs Delaware
2B	1 12 times
3B	1 two times
HR	1 vs Delaware
Walks	2 four times
SB	1 four times
Putouts	7 at Rice
Assists	6 three times

**Career Highs**

At Bats	6 at West Virginia (3.12.2016)
Runs	3 at ECU (3.4.2015)
Hits	4 at Charlotte (5.6.2016)
RBI	4 vs VMI (3.25.2015)
2B	1 19 times
3B	1 three times
HR	1 three times
Walks	2 four times
SB	1 eight times
Putouts	7 at Rice (3.27.2016)
Assists	7 vs Rutgers (2.28.2015)

**2016 GAME-BY-GAME STATS**

**2016 ODU Baseball  
Individual Game-by-Game for Old Dominion (as of May 10, 2016)**


**#2 Jason McMurray - 47 games (All games)**

Date	Opponent	Pos	AB	R	H	RBI	2B	3B	HR	BB	SB	CS	HBP	SAC	SF	GDP	K	PO	A	E	Avg	
Feb 19	vs NC State	*2b	5	1	1	0	1	0	0	0	1	0	0	0	0	0	0	2	3	0	.200	
Feb 20	vs Kent State	*2b	4	0	1	0	0	0	0	0	0	0	0	0	0	0	0	3	3	0	.222	
Feb 21	vs Appalachian State	*2b	3	0	0	1	0	0	0	0	0	0	0	0	1	0	0	3	1	0	.167	
Feb 23	NORFOLK STATE	*2b	4	0	2	1	1	0	0	0	0	0	0	0	0	0	0	2	2	0	.250	
Feb 26	MANHATTAN	*2b	4	1	2	2	1	0	0	2	1	0	0	0	0	0	1	2	6	0	.300	
Feb 27	VIRGINIA TECH	*2b	3	0	1	0	0	0	0	1	0	0	0	0	0	0	0	3	2	0	.304	
Feb 28	DELAWARE	*2b	4	1	1	3	0	0	1	1	0	0	0	0	0	0	1	3	3	0	.296	
Mar 1	LIBERTY	*2b	3	0	0	1	0	0	0	0	0	0	0	0	1	0	0	4	2	1	.267	
Mar 05	RUTGERS-1	*2b	3	0	0	0	0	0	0	0	0	0	0	1	0	0	0	4	3	0	.242	
Mar 05	RUTGERS-2	*2b	2	2	0	0	0	0	0	2	0	0	1	0	0	0	1	2	3	0	.229	
Mar 06	RUTGERS	*2b	3	0	1	0	0	0	0	1	0	0	0	0	0	0	1	4	1	0	.237	
Mar 09	at VCU	*2b	5	0	0	0	0	0	0	0	0	0	0	0	0	0	2	0	6	0	.209	
Mar 11	at West Virginia	*2b	4	2	2	1	1	1	0	0	0	0	0	0	0	0	1	3	1	1	.234	
Mar 12	at West Virginia-1	*2b	4	0	0	0	0	0	0	1	0	0	0	0	0	0	2	1	2	0	.216	
Mar 12	at West Virginia	*2b	6	1	1	0	1	0	0	0	1	0	0	0	0	0	2	1	2	0	.211	
Mar 15	PRINCETON	*2b	4	2	2	1	0	0	0	0	0	0	0	0	0	0	1	3	3	0	.230	
Mar 16	PRINCETON	*2b	5	0	1	0	0	0	0	0	0	0	0	0	0	0	1	1	3	0	.227	
Mar 18	WESTERN KENTUCK	*2b	4	0	2	2	0	0	0	0	0	0	0	0	0	0	0	2	2	0	.243	
Mar 18	WESTERN KENTUCK	*2b	2	0	0	0	0	0	0	1	0	0	0	1	0	0	0	3	2	0	.236	
Mar 19	WESTERN KENTUCK	*2b	4	2	2	1	0	0	0	1	0	0	0	0	0	0	1	2	4	0	.250	
Mar 22	VMI	*2b	4	1	0	0	0	0	0	0	0	0	0	0	0	0	1	3	4	0	.237	
Mar 23	VMI	*2b	4	1	1	0	1	0	0	0	0	0	0	0	0	0	1	1	4	0	.238	
Mar 25	at RICE	*2b	3	0	0	0	0	0	0	0	0	1	0	0	0	0	1	1	3	0	.230	
Mar 26	at RICE	*2b	2	1	1	0	1	0	0	2	0	0	0	0	0	0	0	5	3	0	.236	
Mar 27	at RICE	*2b	4	0	1	0	0	0	0	0	0	0	0	0	0	0	1	7	1	0	.237	
Mar 30	at Virginia	*2b	4	0	1	0	0	0	0	0	0	0	0	0	0	0	0	1	3	0	.237	
Apr 1	FLORIDA ATLANTIC	*2b	5	0	1	0	0	0	0	0	0	0	0	0	0	0	1	2	3	0	.235	
Apr 02	FLORIDA ATLANTIC	*2b	3	0	0	0	0	0	0	0	0	0	0	0	0	0	0	2	1	0	.229	
Apr 03	FLORIDA ATLANTIC	*2b	3	0	0	0	0	0	0	0	0	0	0	0	0	0	2	2	3	0	.222	
Apr 06	WILLIAM & MARY	*2b	2	0	1	1	0	0	0	0	0	0	0	0	0	0	0	1	1	0	.227	
Apr 08	at FIU	*2b	4	1	1	0	0	0	0	0	0	0	1	1	0	0	2	4	0	1	.228	
Apr 09	at FIU	*2b	4	1	2	2	0	0	0	0	0	0	0	0	0	0	0	4	1	0	.237	
Apr 10	at FIU	*2b	4	1	2	2	1	0	0	1	1	0	0	0	0	0	0	2	3	0	.246	
Apr 15	UTSA	*2b	4	0	0	0	0	0	0	0	0	0	0	0	0	0	3	1	2	0	.238	
Apr 16	UTSA	*2b	4	0	2	0	0	0	0	0	0	0	0	0	0	0	1	3	1	0	.246	
Apr 17	UTSA	*2b	4	0	0	0	0	0	0	0	0	0	0	0	0	0	0	5	1	0	.239	
Apr 19	at VMI	*2b	3	1	1	1	1	0	0	1	0	1	0	0	0	0	1	2	1	1	.241	
Apr 22	at Louisiana Tech	*2b	3	0	0	0	0	0	0	1	0	0	0	0	0	0	1	2	3	0	.236	
Apr 23	at Louisiana Tech	*2b	3	1	0	0	0	0	0	1	0	0	0	0	0	1	0	1	4	0	.231	
Apr 24	at Louisiana Tech	*2b	3	0	2	0	0	0	0	0	0	0	0	0	0	0	0	2	1	0	.240	
Apr 26	VIRGINIA	*2b	4	1	1	1	0	1	0	0	0	0	0	0	0	1	0	1	5	1	.240	
Apr 29	UAB	*2b	4	0	2	2	1	0	0	0	0	0	0	0	0	0	1	1	1	0	.247	
Apr 30	UAB-1	*2b	3	2	2	1	0	0	0	1	1	0	0	0	0	0	0	3	5	0	.255	
Apr 30	UAB-2	*2b	3	0	1	1	1	0	0	0	0	0	0	0	1	0	1	2	2	0	.256	
May 06	at Charlotte	*2b	5	1	4	2	1	0	0	0	0	0	0	0	0	0	0	4	6	0	.273	
May 07	at Charlotte	*2b	5	0	1	1	0	0	0	0	0	0	0	0	0	0	0	6	5	0	.271	
May 08	at Charlotte	*2b	3	0	0	0	0	0	0	1	0	0	0	0	0	0	1	2	2	0	.266	
Totals			47gs	173	24	46	27	12	2	1	18	5	2	2	3	3	2	32	118	123	5	.266

On base pct. .337 • Slugging pct. .376

**CAREER STATS**

Year	avg	gp-gs	ab	r	h	2b	3b	hr	rbi	tb	slg%	bb	hbp	so	gdp	ob%	sf	sh	sb-att	po	a	e	fld%
2015	.251	53-50	171	30	43	7	2	2	23	60	.351	14	9	37	2	.340	0	6	4-7	82	161	13	.949
2016	.266	47-47	173	24	46	12	2	1	27	65	.376	18	2	32	2	.337	3	3	5-7	118	123	5	.980
TOTAL	.259	100-97	344	54	89	19	4	3	50	125	.363	32	11	69	4	.338	3	9	9-14	200	284	18	.964



**#4 NICK WALKER • Jr. • INF/OF • 6-0 • 195 • R/R • Virginia Beach, Va. • Kellam**

**PERSONAL:** Nick Walker is the son of Robert Walker ... Majoring in finance.

**2015:** ODU co-leader in homers with six ... Three RBI in a game back-to-back vs. Marshall and Richmond ... Two stolen bases in a game vs. Penn ... Second on team with 12 stolen bases ... 13 multiple hit games ... Tied with Higgins for team lead with nine multiple RBI games ... Longest hit streak is six.

**MISCELLANEOUS**

**2016 Season Highs**

At Bats	5 nine times
Runs	3 vs FIU
Hits	3 five times
RBI	6 vs Princeton
2B	1 10 times
3B	1 three times
HR	---
Walks	4 vs Rutgers
SB	3 two times
Putouts	6 two times
Assists	2 vs Virginia

**Career Highs**

At Bats	6 vs Liberty (2.19.2014)
Runs	4 vs W&M (4.2.2014)
Hits	4 vs Marshall (4.19.2015)
RBI	6 vs Princeton (3.16.2016)
2B	2 vs Marshall (4.19.2015)
3B	1 six times
HR	1 10 times
Walks	4 vs Rutgers (3.5.2016)
SB	3 three times
Putouts	6 three times
Assists	7 vs Maryland (5.30.2014)

**2016 GAME-BY-GAME STATS**

**2016 ODU Baseball  
Individual Game-by-Game for Old Dominion (as of May 10, 2016)**

**#4 Nick Walker - 47 games (All games)**

Date	Opponent	Pos	AB	R	H	RBI	2B	3B	HR	BB	SB	CS	HBP	SAC	SF	GDP	K	PO	A	E	Avg	
Feb 19	vs NC State	*of	2	2	2	1	0	0	0	3	3	0	0	0	0	0	0	1	2	0	0	1.000
Feb 20	vs Kent State	*of	4	0	1	0	0	0	0	0	0	0	0	0	0	0	1	2	0	0	0	.500
Feb 21	vs Appalachian State	*of	4	1	1	2	0	0	0	1	0	0	0	0	0	0	0	2	0	0	0	.400
Feb 23	NORFOLK STATE	*of	3	2	2	1	0	1	0	2	0	0	0	0	0	0	0	4	0	0	0	.462
Feb 26	MANHATTAN	*of	5	0	0	0	0	0	0	2	0	0	0	0	0	0	0	6	0	0	0	.333
Feb 27	VIRGINIA TECH	*of	3	0	1	0	1	0	0	0	0	0	0	0	0	1	0	4	0	0	0	.333
Feb 28	DELAWARE	*of	4	1	2	0	0	0	0	1	0	0	0	0	0	0	1	2	0	0	0	.360
Mar 1	LIBERTY	*of	2	0	0	0	0	0	0	2	0	0	0	0	0	0	0	1	0	1	0	.333
Mar 05	RUTGERS-1	*of	3	0	0	0	0	0	0	1	0	0	0	0	0	0	2	3	0	0	0	.300
Mar 05	RUTGERS-2	*of	1	0	0	0	0	0	0	4	0	1	0	0	0	0	1	5	1	0	0	.290
Mar 06	RUTGERS	*of	4	1	3	0	1	0	0	0	0	0	0	0	0	0	0	2	1	0	0	.343
Mar 09	at VCU	*of	3	0	1	1	0	0	0	2	0	0	0	0	0	0	2	2	0	0	0	.342
Mar 11	at West Virginia	*of	4	0	1	0	0	0	0	0	0	0	0	0	0	0	1	2	0	0	0	.333
Mar 12	at West Virginia-1	*of	4	0	1	2	1	0	0	1	0	1	0	0	0	0	2	2	0	0	0	.326
Mar 12	at West Virginia	*of	5	0	3	1	0	0	0	1	0	0	0	0	0	0	0	4	0	0	0	.353
Mar 15	PRINCETON	*of	4	1	1	0	0	0	0	0	0	0	0	0	0	0	1	1	0	0	0	.345
Mar 16	PRINCETON	*of	4	0	3	6	1	0	0	0	0	0	0	1	0	0	0	0	0	0	0	.373
Mar 18	WESTERN KENTUCK	*of	4	1	1	0	0	0	0	1	0	0	0	0	0	0	0	1	0	0	0	.365
Mar 18	WESTERN KENTUCK	*of	3	0	0	1	0	0	0	0	0	0	0	0	1	0	1	6	0	0	0	.348
Mar 19	WESTERN KENTUCK	*of	5	1	1	0	0	0	0	0	1	0	0	0	0	0	1	3	0	0	0	.338
Mar 22	VMI	*of	5	1	3	2	0	1	0	0	0	0	0	0	0	0	0	1	0	0	0	.355
Mar 23	VMI	*of	3	0	0	1	0	0	0	1	1	0	0	0	1	0	1	4	0	0	0	.342
Mar 25	at RICE	*of	4	0	0	0	0	0	0	0	0	0	0	0	0	0	2	3	0	0	0	.325
Mar 26	at RICE	*of	4	0	0	0	0	0	0	0	0	0	0	0	0	0	2	2	0	0	0	.310
Mar 27	at RICE	*of	4	0	0	0	0	0	0	0	0	0	0	0	0	0	1	0	0	0	0	.297
Mar 30	at Virginia	*of	3	0	0	1	0	0	0	0	0	0	0	0	1	0	0	1	0	0	0	.287
Apr 1	FLORIDA ATLANTIC	*of	4	2	1	0	0	0	0	0	0	0	1	0	0	0	0	4	0	0	0	.286
Apr 02	FLORIDA ATLANTIC	*of	4	0	0	0	0	0	0	0	0	0	0	0	0	0	0	3	0	0	0	.275
Apr 03	FLORIDA ATLANTIC	*of	3	0	1	0	0	0	0	1	1	0	0	0	0	0	0	2	0	0	0	.276
Apr 06	WILLIAM & MARY	*of	2	2	2	1	1	0	0	1	2	0	0	0	1	0	0	3	0	0	0	.290
Apr 08	at FIU	*of	4	2	2	2	0	0	0	1	3	0	0	0	1	0	1	1	0	0	0	.297
Apr 09	at FIU	*of	5	3	3	1	1	0	0	0	0	0	0	0	0	0	0	2	0	0	0	.310
Apr 10	at FIU	*of	4	2	1	0	0	0	0	1	0	0	0	0	0	0	0	1	0	0	0	.308
Apr 15	UTSA	*of	3	2	1	0	0	0	0	0	0	0	1	0	0	0	1	1	0	0	0	.309
Apr 16	UTSA	*of	3	0	0	0	0	0	0	1	1	1	0	0	0	0	0	2	0	0	0	.302
Apr 17	UTSA	*of	4	2	2	0	0	0	0	1	2	0	0	0	0	0	0	4	1	0	0	.308
Apr 19	at VMI	*of	3	1	0	0	0	0	0	0	0	0	2	0	0	0	1	2	0	0	0	.301
Apr 22	at Louisiana Tech	*of	5	0	0	0	0	0	0	0	0	0	0	0	0	0	0	1	0	0	0	.290
Apr 23	at Louisiana Tech	*of	5	1	2	1	1	0	0	0	0	0	0	0	0	0	0	2	1	0	0	.294
Apr 24	at Louisiana Tech	*of	3	0	0	0	0	0	0	0	0	0	0	0	0	1	1	3	0	0	0	.288
Apr 26	VIRGINIA	*of	3	0	1	2	0	1	0	1	0	0	0	0	0	0	0	1	2	0	0	.289
Apr 29	UAB	*of	1	2	0	0	0	0	0	4	0	0	0	0	0	0	1	0	0	0	0	.287
Apr 30	UAB-1	*of	3	0	1	3	1	0	0	2	0	0	0	0	0	0	1	2	0	0	0	.288
Apr 30	UAB-2	*of	4	1	0	0	0	0	0	1	1	0	0	0	0	1	0	2	0	0	0	.280
May 06	at Charlotte	*of	5	2	1	0	1	0	0	1	2	0	0	0	0	0	1	1	0	0	0	.278
May 07	at Charlotte	*of	5	1	1	1	0	0	0	1	0	0	0	0	0	0	3	0	0	0	0	.275
May 08	at Charlotte	*of	4	1	1	0	1	0	0	0	0	1	0	0	0	1	0	1	0	0	0	.275
Totals		47gs	171	35	47	30	10	3	0	37	18	4	4	1	5	4	31	101	5	1	0	.275

On base pct. .406 • Slugging pct. .368

**CAREER STATS**

Year	avg	gp-gs	ab	r	h	2b	3b	hr	rbi	tb	slg%	bb	hbp	so	gdp	ob%	sf	sh	sb-att	po	a	e	fld%
2014	.309	58-47	194	43	60	11	1	4	26	85	.438	25	3	29	0	.393	2	5	16-17	93	57	4	.974
2015	.276	54-52	181	32	50	10	2	6	33	82	.453	29	8	31	1	.394	3	3	12-14	116	13	7	.949
2016	.275	47-47	171	35	47	10	3	0	30	63	.368	37	4	31	4	.406	5	1	18-22	101	5	1	.991
TOTAL	.288	159-146	546	110	157	31	6	10	89	230	.421	91	15	91	5	.397	10	9	46-53	310	75	12	.970





**#6 GREY FINWOOD • RSo. • INF • 6-3 • 200 • R/R • Norfolk, Va. • Maury**

**PERSONAL:** Grey is the son of Chris (head coach) and Annette Finwood ... Has one sister, Riley ... Majoring in sport management ... Interested in coaching.

**2015:** Played in eight games

**MISCELLANEOUS**

2016 Season Highs	
At Bats	4 four times
Runs	1 seven times
Hits	1 11 times
RBI	2 vs Rutgers
2B	1 at West Virginia
3B	---
HR	---
Walks	1 nine times
SB	1 two times
Putouts	15 at LA Tech
Assists	2 two times
Career Highs	
At Bats	4 four times
Runs	1 seven times
Hits	1 11 times
RBI	2 vs Rutgers (3.5.2016)
2B	1 at West Virginia (3.12.2016)
3B	---
HR	---
Walks	1 nine times
SB	1 two times
Putouts	15 at LA Tech
Assists	2 two times

**2016 GAME-BY-GAME STATS**

**2016 ODU Baseball  
Individual Game-by-Game for Old Dominion (as of May 10, 2016)**

**#6 Grey Finwood - 41 games (All games)**

Date	Opponent	Pos	AB	R	H	RBI	2B	3B	HR	BB	SB	CS	HBP	SAC	SF	GDP	K	PO	A	E	Avg
Feb 19	vs NC State	*1b	4	0	0	0	0	0	0	0	0	0	1	0	0	0	2	9	0	1	.000
Feb 20	vs Kent State	*1b	2	1	0	0	0	0	0	1	1	0	0	0	0	0	0	6	1	0	.000
Feb 21	vs Appalachian State	*1b	4	1	0	0	0	0	0	1	0	0	0	0	0	0	2	8	0	0	.000
Feb 23	NORFOLK STATE	*1b	3	1	1	0	0	0	0	1	1	0	0	0	0	1	1	8	1	0	.077
Feb 26	MANHATTAN	*1b	4	0	0	0	0	0	0	1	0	0	0	0	0	0	1	11	0	0	.059
Feb 27	VIRGINIA TECH	*1b	2	0	0	0	0	0	0	0	0	0	0	0	0	0	1	6	1	0	.053
Feb 28	DELAWARE	*1b	3	1	0	0	0	0	0	0	0	0	1	0	0	0	1	11	0	0	.045
Mar 1	LIBERTY	1b	1	0	0	0	0	0	0	0	0	0	0	0	0	0	1	1	0	0	.043
Mar 05	RUTGERS-1	*1b	3	0	0	0	0	0	0	0	0	0	0	0	0	0	0	9	1	0	.038
Mar 05	RUTGERS-2	*1b	2	1	1	2	0	0	0	0	0	0	1	0	0	1	0	8	1	0	.071
Mar 06	RUTGERS	*1b	3	0	1	0	0	0	0	0	0	0	0	0	0	0	1	11	0	0	.097
Mar 09	at VCU	*1b	3	0	0	0	0	0	0	0	0	0	1	0	0	0	0	11	1	0	.088
Mar 11	at West Virginia	*1b	2	0	0	0	0	0	0	1	0	0	0	0	0	0	1	3	0	0	.083
Mar 12	at West Virginia-1	1b	2	0	1	0	1	0	0	0	0	0	0	0	0	0	1	8	0	0	.105
Mar 12	at West Virginia	*1b	1	0	0	0	0	0	0	1	0	0	0	0	0	0	0	5	2	0	.103
Mar 15	PRINCETON	*1b	4	0	0	0	0	0	0	0	0	0	0	0	0	0	2	11	0	1	.093
Mar 16	PRINCETON	1b	0	0	0	0	0	0	0	0	0	0	0	0	0	0	0	2	0	0	.093
Mar 18	WESTERN KENTUCK	*1b	3	1	1	0	0	0	0	0	0	0	0	1	0	0	0	8	1	1	.109
Mar 18	WESTERN KENTUCK	1b	0	0	0	0	0	0	0	0	0	0	0	0	0	0	0	0	0	0	.109
Mar 19	WESTERN KENTUCK	*1b	2	0	1	0	0	0	0	0	0	0	0	0	0	0	0	13	1	0	.125
Mar 22	VMI	1b	0	0	0	0	0	0	0	0	0	0	1	0	0	0	0	3	0	0	.125
Mar 25	at RICE	*1b	3	0	1	1	0	0	0	0	0	0	0	0	0	0	1	7	0	0	.137
Mar 26	at RICE	*1b	2	0	0	0	0	0	0	0	0	0	0	1	0	0	1	8	1	0	.132
Mar 30	at Virginia	*1b	2	0	0	0	0	0	0	0	0	0	0	0	0	0	2	8	2	0	.127
Apr 1	FLORIDA ATLANTIC	*1b	2	0	0	0	0	0	0	0	0	0	0	0	0	0	2	4	0	0	.123
Apr 03	FLORIDA ATLANTIC	*1b	3	0	0	0	0	0	0	0	0	0	0	0	0	0	1	9	0	0	.117
Apr 06	WILLIAM & MARY	1b	1	0	0	0	0	0	0	0	0	0	0	0	0	0	1	3	0	0	.115
Apr 08	at FIU	*1b	3	0	0	0	0	0	0	0	0	0	0	0	0	0	2	5	0	0	.109
Apr 09	at FIU	1b	1	0	1	0	0	0	0	0	0	0	0	0	0	0	0	1	0	0	.123
Apr 10	at FIU	1b	1	1	0	0	0	0	0	0	0	0	0	0	0	0	0	3	0	0	.121
Apr 15	UTSA	1b	0	0	0	0	0	0	0	0	0	0	0	0	0	0	0	1	0	0	.121
Apr 16	UTSA	*1b	2	0	0	0	0	0	0	0	0	0	0	0	0	0	1	13	0	0	.118
Apr 19	at VMI	*1b	3	0	0	0	0	0	0	1	0	0	0	0	0	0	2	4	0	0	.113
Apr 23	at Louisiana Tech	*1b	3	0	1	1	0	0	0	0	0	0	0	1	0	0	2	15	0	0	.122
Apr 24	at Louisiana Tech	*1b	2	0	1	0	0	0	0	0	0	0	0	0	0	0	0	5	0	0	.132
Apr 26	VIRGINIA	*1b	2	0	0	0	0	0	0	1	0	0	0	0	0	0	2	12	0	0	.128
Apr 29	UAB	1b	0	0	0	0	0	0	0	0	0	0	0	0	0	0	0	2	0	0	.128
Apr 30	UAB-1	1b	0	0	0	0	0	0	0	0	0	0	0	0	0	0	0	2	0	0	.128
May 06	at Charlotte	1b	0	0	0	0	0	0	0	0	0	0	1	0	0	0	0	5	0	0	.128
May 07	at Charlotte	1b	0	0	0	0	0	0	0	0	0	0	0	0	0	0	0	4	0	0	.128
May 08	at Charlotte	*1b	2	0	1	0	0	0	0	1	0	0	0	0	0	0	0	11	0	0	.138
Totals		28gs	80	7	11	4	1	0	0	9	2	0	6	3	1	2	31	274	13	3	.138

On base pct. .271 • Slugging pct. .150

**CAREER STATS**

Year	avg	gp-gs	ab	r	h	2b	3b	hr	rbi	tb	slg%	bb	hbp	so	gdp	ob%	sf	sh	sb-att	po	a	e	fld%
2015	.000	8-0	3	0	0	0	0	0	0	0	.000	0	0	2	0	.000	0	0	0-0	14	0	0	1.000
2016	.138	41-28	80	7	11	1	0	0	4	12	.150	9	6	31	2	.271	1	3	2-2	274	13	3	.990
TOTAL	.133	49-28	83	7	11	1	0	0	4	12	.145	9	6	33	2	.263	1	3	2-2	288	13	3	.990



**#7 WILL MORGAN • Fr. • OF • 6-1 • 180 • L/R • Middletown, N.J. • Christian Brothers Academy**

**PRIOR TO OLD DOMINION:** Will was an outfielder for Christian Brothers Academy in New Jersey ... As a junior, he helped his team win both the Shore Conference and Monmouth County Tournaments ... He hit .360 with 12 doubles and 25 RBI and was named First Team All-Shore Conference and First Team All-A-North Division ... As a senior, the team collected the A-North, Shore Conference, Monmouth County, Non-Public A-South Sectional and the Non-Public Overall State Championships ... Also earned First Team All-Shore honors and was selected to play in the N.J. Senior All-Star game ... Over his career, he recorded 96 hits, 31 doubles, 10 home runs and 47 RBI.

**MISCELLANEOUS**

**2016 Season Highs**

At Bats	5 two times
Runs	2 vs App State
Hits	2 two times
RBI	3 vs App State
2B	1 three times
3B	1 vs App State
HR	---
Walks	3 vs App State
SB	1 two times
Putouts	4 vs App State
Assists	---

**Career Highs**

At Bats	5 two times
Runs	2 vs App State (2.21.2016)
Hits	2 two times
RBI	3 vs App State (2.21.2016)
2B	1 three times
3B	1 vs App State (2.21.2016)
HR	---
Walks	3 vs App State (2.21.2016)
SB	1 two times
Putouts	4 vs App State (2.21.2016)
Assists	---

**2016 GAME-BY-GAME STATS**

**2016 ODU Baseball  
Individual Game-by-Game for Old Dominion (as of May 10, 2016)**


**#7 Will Morgan - 24 games (All games)**

Date	Opponent	Pos	AB	R	H	RBI	2B	3B	HR	BB	SB	CS	HBP	SAC	SF	GDP	K	PO	A	E	Avg
Feb 21	vs Appalachian State	*of	2	2	1	3	0	1	0	3	1	1	0	0	0	0	1	4	0	0	.500
Feb 23	NORFOLK STATE	*of	3	0	0	0	0	0	0	0	0	0	0	0	0	0	3	0	0	0	.200
Feb 26	MANHATTAN	*of	1	0	1	0	0	0	0	0	0	0	0	0	0	0	0	2	0	0	.333
Feb 27	VIRGINIA TECH	*of	1	0	0	0	0	0	0	0	0	0	0	0	0	0	1	1	0	1	.286
Mar 06	RUTGERS	*of	2	0	0	0	0	0	0	0	0	0	0	0	0	0	0	1	0	0	.222
Mar 11	at West Virginia	ph	1	0	0	0	0	0	0	0	0	0	0	0	0	0	0	0	0	0	.200
Mar 12	at West Virginia	ph	1	0	0	0	0	0	0	0	0	0	0	0	0	0	1	0	0	0	.182
Mar 15	PRINCETON	*of	0	0	0	0	0	0	0	0	0	0	0	0	0	0	0	0	0	0	.182
Mar 16	PRINCETON	*dh	4	1	2	0	1	0	0	0	0	0	0	0	0	1	0	0	0	0	.267
Mar 19	WESTERN KENTUCK	*of	4	1	2	0	0	0	0	0	0	0	0	0	0	0	1	1	0	1	.316
Mar 23	VMI	*dh	3	0	1	0	0	0	0	1	0	0	0	0	0	0	0	0	0	0	.318
Mar 30	at Virginia	pr/of	1	0	0	0	0	0	0	0	0	0	0	0	0	0	0	1	0	0	.304
Apr 1	FLORIDA ATLANTIC	ph	1	0	0	0	0	0	0	0	0	0	0	0	0	0	1	0	0	0	.292
Apr 02	FLORIDA ATLANTIC	ph/dh	1	0	1	0	1	0	0	0	0	0	0	0	0	0	0	0	0	0	.320
Apr 03	FLORIDA ATLANTIC	*of	2	0	1	0	0	0	0	0	0	0	0	0	0	0	0	1	0	0	.333
Apr 08	at FIU	ph	1	0	0	0	0	0	0	0	0	0	0	0	0	0	0	0	0	0	.321
Apr 10	at FIU	ph/of	0	0	0	1	0	0	0	1	0	0	0	0	0	0	0	0	0	0	.321
Apr 17	UTSA	*dh	3	0	1	0	1	0	0	1	1	0	0	0	0	0	0	0	0	0	.323
Apr 19	at VMI	*dh	5	0	0	1	0	0	0	0	0	0	0	0	0	0	0	0	0	0	.278
Apr 29	UAB	*dh	4	0	1	1	0	0	0	0	0	0	0	0	0	0	0	0	0	0	.275
Apr 30	UAB-1	*dh	3	0	0	0	0	0	0	0	0	0	0	1	0	0	0	0	0	0	.256
Apr 30	UAB-2	*dh	4	1	1	0	0	0	0	0	0	0	0	0	0	0	2	0	0	0	.255
May 06	at Charlotte	*dh	5	0	1	0	0	0	0	0	0	0	0	0	0	1	1	0	0	0	.250
May 07	at Charlotte	ph/dh	2	0	0	0	0	0	0	0	0	0	0	0	0	0	0	0	0	0	.241
Totals			14gs	54	5	13	6	3	1	6	2	1	0	1	0	2	11	11	0	2	.241

On base pct. .317 • Slugging pct. .333

**CAREER STATS**

Year	avg	gp-gs	ab	r	h	2b	3b	hr	rbi	tb	slg%	bb	hbp	so	gdp	ob%	sf	sh	sb-att	po	a	e	fld%
2016	.241	24-14	54	5	13	3	1	0	6	18	.333	6	0	11	2	.317	0	1	2-3	11	0	2	.846
TOTAL	.241	24-14	54	5	13	3	1	0	6	18	.333	6	0	11	2	.317	0	1	2-3	11	0	2	.846



**#9 CONNOR MYERS • Sr. • OF • 5-11 • 180 • R/R • Middletown, Md. • Middletown**

**PERSONAL:** Connor Myers is the son of Alan and Rita Myers ... Has one brother, Dillon and one sister, Mackenzie ... Majoring in sport management ... Four-year honor roll student ... Favorite Foods: Home-Cooked meals like spinach, steak and beets ... Favorite Movie: "Law Abiding Citizen" ... Person in history would most like to meet: Abner Doubleday ... Favorite Book Read: "The Hunger Games" by Suzanne Collins ... Dream Vacation: St. Thomas in the Virgin Islands.

**2015:** Three hits in a game vs. Rutgers ... Three RBI in a game vs. ECU & Charlotte ... Diving catch at UAB was the No. 3 ESPN SportsCenter Play of the day (5-16) ... Second in C-USA in steals with 20-25 ... Homered in game vs. FAU (C-USA tournament) ... 17 multiple hit games ... Longest hitting streak was 13 ... Reached base 21 straight games.

MISCELLANEOUS	
<b>2016 Season Highs</b>	
At Bats	6 vs FIU
Runs	3 four times
Hits	4 three times
RBI	3 vs WKU
2B	2 at Charlotte
3B	---
HR	2 vs Liberty
Walks	3 vs Manhattan
SB	2 vs William & Mary
Putouts	6 vs Liberty
Assists	1 three times
<b>Career Highs</b>	
At Bats	6 two times
Runs	3 seven times
Hits	4 five times
RBI	3 seven times
2B	2 two times
3B	1 five times
HR	2 vs Liberty (3.1.2016)
Walks	3 two times
SB	2 two times
Putouts	8 vs Rutgers (2.24.2013)
Assists	1 16 times

2016 GAME-BY-GAME STATS																									
2016 ODU Baseball																									
Individual Game-by-Game for Old Dominion (as of May 10, 2016)																									
#9 Connor Myers - 47 games (All games)																									
Date	Opponent	Pos	AB	R	H	RBI	2B	3B	HR	BB	SB	CS	HBP	SAC	SF	GDP	K	PO	A	E	Avg				
Feb 19	vs NC State	*of	4	1	1	0	0	0	0	0	1	0	1	0	0	0	1	4	0	0	.250				
Feb 20	vs Kent State	*of	3	0	1	1	1	0	0	0	0	0	0	0	1	0	0	3	0	0	.286				
Feb 21	vs Appalachian State	*of	5	3	3	1	0	0	1	1	1	0	0	0	0	0	0	0	0	0	.417				
Feb 23	NORFOLK STATE	*of	4	1	1	0	1	0	0	1	0	0	0	0	0	0	1	4	0	0	.375				
Feb 26	MANHATTAN	*of	3	0	1	1	0	0	0	3	0	1	0	1	0	0	0	1	0	0	.368				
Feb 27	VIRGINIA TECH	*of	2	0	0	0	0	0	0	1	0	0	0	0	0	0	1	0	0	0	.333				
Feb 28	DELAWARE	*of	5	2	3	2	1	0	0	0	1	0	0	0	0	0	0	3	0	0	.385				
Mar 1	LIBERTY	*of	5	3	4	2	1	0	2	0	0	0	0	0	0	0	0	6	0	0	.452				
Mar 05	RUTGERS-1	*of	3	1	0	0	0	0	1	0	0	0	0	0	0	0	1	1	0	0	.412				
Mar 05	RUTGERS-2	*of	5	0	2	2	1	0	0	0	1	1	0	0	0	0	0	1	5	0	.410				
Mar 06	RUTGERS	*of	4	1	1	0	0	0	0	0	0	0	0	0	0	0	1	0	0	1	.395				
Mar 09	at VCU	*of	5	2	1	0	0	0	0	0	1	0	0	0	0	0	2	3	1	0	.375				
Mar 11	at West Virginia	*of	4	0	2	0	0	0	0	0	0	1	0	0	0	0	1	4	0	0	.385				
Mar 12	at West Virginia-1	*of	5	1	1	1	0	0	0	0	0	0	0	0	0	0	2	6	0	0	.368				
Mar 12	at West Virginia	*of	5	0	1	0	0	0	0	1	0	0	0	0	0	0	1	4	0	0	.355				
Mar 15	PRINCETON	*of	4	0	0	0	0	0	0	0	0	0	0	0	0	0	2	0	0	0	.333				
Mar 16	PRINCETON	*of	3	3	1	0	0	0	0	1	0	0	1	0	0	0	0	3	0	0	.333				
Mar 18	WESTERN KENTUCK	*of	5	0	4	3	1	0	0	0	0	0	0	0	0	0	0	1	0	0	.365				
Mar 18	WESTERN KENTUCK	*of	4	1	1	0	0	0	0	0	0	0	0	0	0	0	0	0	0	0	.359				
Mar 19	WESTERN KENTUCK	*of	4	1	0	0	0	0	2	0	0	0	0	0	0	0	2	0	0	0	.341				
Mar 22	VMI	*of	5	1	1	0	1	0	0	0	0	0	0	0	0	0	1	3	0	0	.333				
Mar 23	VMI	*of	2	1	1	0	0	0	2	0	1	0	1	0	0	0	0	2	0	0	.337				
Mar 25	at RICE	*of	4	0	0	0	0	0	0	0	0	0	0	0	0	0	3	4	0	0	.323				
Mar 26	at RICE	*of	4	0	1	0	0	0	0	0	0	0	0	0	0	0	0	3	1	0	.320				
Mar 27	at RICE	*of	4	0	1	1	0	0	0	1	0	0	0	0	1	1	3	0	1	0	.317				
Mar 30	at Virginia	*of	5	1	2	1	0	0	0	0	1	0	0	0	0	0	0	3	0	0	.321				
Apr 1	FLORIDA ATLANTIC	*of	3	1	1	1	0	0	0	0	0	0	1	1	0	1	1	0	0	0	.321				
Apr 02	FLORIDA ATLANTIC	*of	4	0	0	0	0	0	0	0	0	0	0	0	0	0	2	5	0	0	.310				
Apr 03	FLORIDA ATLANTIC	*of	4	0	0	0	0	0	0	0	0	0	0	0	0	0	1	4	0	0	.299				
Apr 06	WILLIAM & MARY	*of	2	3	1	0	1	0	2	2	0	0	0	0	0	0	1	3	0	0	.303				
Apr 08	at FIU	*of	6	2	4	1	1	0	0	0	0	0	0	0	0	0	2	3	0	1	.320				
Apr 09	at FIU	*of	4	1	1	2	0	0	0	0	1	0	0	0	1	0	1	8	1	0	.318				
Apr 10	at FIU	*dh	3	2	1	2	0	0	1	1	1	0	1	0	0	0	0	0	0	0	.318				
Apr 15	UTSA	*of	4	1	2	1	1	0	0	0	0	0	0	0	0	0	0	3	0	0	.324				
Apr 16	UTSA	*of	4	0	2	0	0	0	0	1	0	0	0	0	0	0	1	1	0	1	.329				
Apr 17	UTSA	*of	5	0	2	2	0	0	0	0	1	0	0	0	0	0	0	2	0	0	.331				
Apr 19	at VMI	*of	4	0	1	1	0	0	0	1	0	0	0	0	0	0	3	3	0	0	.329				
Apr 22	at Louisiana Tech	*of	3	1	1	2	0	0	1	0	0	0	0	0	1	0	1	3	0	0	.329				
Apr 23	at Louisiana Tech	*of	3	0	1	0	1	0	0	1	0	0	0	0	0	0	0	1	0	0	.329				
Apr 24	at Louisiana Tech	*of	3	0	1	0	0	0	0	0	0	0	0	0	0	0	1	1	0	0	.329				
Apr 26	VIRGINIA	*of	4	1	2	0	1	0	0	0	0	0	0	0	0	0	0	4	0	0	.333				
Apr 29	UAB	*of	3	1	0	0	0	0	2	0	0	0	0	0	0	0	0	1	0	0	.327				
Apr 30	UAB-1	*of	5	0	1	0	0	0	0	0	0	0	0	0	0	0	3	1	0	0	.324				
Apr 30	UAB-2	*of	3	0	1	1	0	0	1	0	0	0	0	0	0	0	0	2	0	0	.324				
May 06	at Charlotte	*of	5	2	2	2	2	0	0	0	0	0	0	0	0	0	0	1	0	0	.326				
May 07	at Charlotte	*of	4	1	1	1	1	0	0	0	1	0	0	0	1	0	0	2	0	1	.324				
May 08	at Charlotte	*of	4	0	1	1	0	0	0	1	0	0	0	0	0	0	1	4	0	0	.323				
Totals			47gs	186	39	60	32	15	0	5	21	15	4	3	3	5	1	39	119	3	5	.323			

On base pct. .391 • Slugging pct. .484

CAREER STATS																							
Year	avg	gp-gs	ab	r	h	2b	3b	hr	rbi	tb	slg%	bb	hbp	so	gdp	ob%	sf	sh	sb-att	po	a	e	fld%
2013	.300	53-52	180	33	54	9	4	2	17	77	.428	21	7	50	2	.394	0	1	13-15	141	4	0	1.000
2014	.239	59-49	180	23	43	6	0	0	23	49	.272	21	5	48	2	.333	1	5	12-15	137	6	1	.993
2015	.302	56-55	202	32	61	10	1	1	28	76	.376	17	5	34	1	.366	3	9	20-25	150	4	3	.981
2016	.323	47-47	186	39	60	15	0	5	32	90	.484	21	3	39	1	.391	5	3	15-19	119	3	5	.961
TOTAL	.291	215-203	748	127	218	40	5	8	100	292	.390	80	20	171	6	.371	9	18	60-74	547	17	9	.984



**#10 NICK HARTMAN • Jr. • RHP • 6-2 • 180 • R/R • Katy, Texas • LSU-Eunice**

**PERSONAL:** Son of Victor and Karla Hartman ... Has one sister, Clarissa ... Majoring in sport management ... Performed community service work at a retirement home in Texas ... Favorite pro athlete: Brian Cushing of the Houston Texans, and Jon Singleton of the Houston Astros ... Favorite Foods: Filet mignon wrapped in bacon ... Dream Travel Spot: San Diego.

**2015:** Team best five saves ... Made nine starts.

**MISCELLANEOUS**

**2016 Season Highs**

IP (S)	3.1 vs UTSA
IP (R)	3.1 at Charlotte
K	5 vs UTSA
BB	3 at LA Tech
NP	63 vs UTSA
H Allowed (S)	6 at LA Tech
H Allowed (R)	6 at West Virginia
HR Allowed	1 at VCU
Runs Allowed (S)	8 at LA Tech
Runs Allowed (R)	3 three times
ER Allowed (S)	8 at LA Tech
ER Allowed (R)	3 at West Virginia

**2016 Breakdown**

Opp. Avg.	.270
vs. Left	.275
vs. Right	.267
WHIP	1.63
K/IP	40/36.2

**Career Highs**

IP (S)	7.0 two times
IP (R)	3.2 vs USM (5.21.15)
K	6 two times
BB	4 at FAU (4.25.15)
NP	105 at MTSU (3.28.15)
H Allowed (S)	10 at UTSA (4.10.15)
H Allowed (R)	6 at W.Va. (3.12.16)
HR Allowed	1 three times
Runs Allowed (S)	8 at LA Tech (4.22.2016)
Runs Allowed (R)	3 three times
ER Allowed (S)	8 at LA Tech (4.22.2016)
ER Allowed (R)	3 at W.Va. (3.12.16)

**2016 GAME-BY-GAME STATS**

**2016 ODU Baseball  
Individual Game-by-Game for Old Dominion (as of May 10, 2016)**

**#10 Nick Hartman - 4 games (All games)**

Date	Opponent	Pos	AB	R	H	RBI	2B	3B	HR	BB	SB	CS	HBP	SAC	SF	GDP	K	PO	A	E	Avg
Feb 26	MANHATTAN	p	0	0	0	0	0	0	0	0	0	0	0	0	0	0	0	1	0	0	.000
Mar 09	at VCU	p	0	0	0	0	0	0	0	0	0	0	0	0	0	0	0	0	0	1	.000
Apr 06	WILLIAM & MARY	*p	0	0	0	0	0	0	0	0	0	0	0	0	0	0	0	0	1	0	.000
Apr 30	UAB-1	p	0	0	0	0	0	0	0	0	0	0	0	0	0	0	0	0	1	0	.000
Totals		1gs	0	0	0	0	0	0	0	0	0	0	0	0	0	0	0	1	2	1	.000

On base pct. .000 • Slugging pct. .000

**#10 Nick Hartman - 21 appearances (All games)**

Date	Opponent	GS	IP	H	R	ER	BB	SO	2B	3B	HR	WP	BK	HBP	IBB	Score	W-L	Sv	ERA	NP
Feb 19	vs NC State		2.0	0	0	0	0	3	0	0	0	0	0	0	0	5-0	0-0	0	0.00	15
Feb 23	NORFOLK STATE		1.1	0	0	0	0	2	0	0	0	0	0	0	0	5-3	0-0	1	0.00	14
Feb 26	MANHATTAN		3.0	0	0	0	2	2	0	0	0	0	0	0	1	6-5	0-0	1	0.00	37
Mar 1	LIBERTY		1.0	2	1	1	0	1	0	0	0	1	0	0	0	7-6	1-0	1	1.23	22
Mar 05	RUTGERS-1		2.0	2	1	1	0	2	0	0	0	0	0	0	0	4-2	1-0	2	1.93	28
Mar 06	RUTGERS		0.2	1	0	0	0	0	0	0	0	0	0	0	0	2-5	1-0	2	1.80	8
Mar 09	at VCU		2.0	2	1	1	0	3	0	0	1	0	0	0	0	3-1	1-0	3	2.25	24
Mar 12	at West Virginia-1		2.0	6	3	3	0	1	3	0	0	2	0	0	0	5-4	2-0	3	3.86	31
Mar 12	at West Virginia		1.1	2	2	2	1	3	0	0	0	0	0	0	0	5-6	2-1	3	4.70	32
Mar 16	PRINCETON		1.0	1	0	0	0	1	0	0	0	0	0	0	0	10-4	2-1	3	4.41	22
Mar 18	WESTERN KENTUCK		1.0	1	0	0	0	2	0	0	0	1	0	0	0	8-3	2-1	3	4.15	20
Mar 18	WESTERN KENTUCK		1.0	1	0	0	1	2	0	0	0	0	0	0	0	4-2	2-1	4	3.93	23
Mar 23	VMI		1.0	3	3	2	1	1	0	0	0	1	0	0	0	6-5	3-1	4	4.66	23
Mar 27	at RICE		0.1	2	3	2	1	0	0	0	0	0	0	0	0	2-8	3-2	4	5.49	14
Apr 06	WILLIAM & MARY	*	3.0	0	0	0	0	4	0	0	0	0	0	0	0	7-1	4-2	4	4.76	35
Apr 10	at FIU		2.2	3	1	1	0	3	0	0	0	1	0	0	0	11-1	4-2	4	4.62	31
Apr 15	UTSA	*	3.1	2	1	0	2	5	1	0	0	1	0	0	0	5-2	4-2	4	4.08	63
Apr 22	at Louisiana Tech	*	1.0	6	8	8	3	1	1	0	0	1	0	0	0	4-11	4-3	4	6.37	45
Apr 26	VIRGINIA		1.0	3	1	1	2	0	1	0	0	1	0	0	0	4-8	4-4	4	6.46	25
Apr 30	UAB-1		2.2	0	0	0	0	2	0	0	0	0	0	0	0	7-4	4-4	5	5.94	32
May 06	at Charlotte		3.1	1	0	0	0	2	0	0	0	0	0	0	0	8-6	4-4	6	5.40	30
Totals		3	36.2	38	25	22	13	40	6	0	1	9	0	0	1	118-87	4-4	6	5.40	-

**CAREER STATS**

Year	avg	gp-gs	ab	r	h	2b	3b	hr	rbi	tb	slg%	bb	hbp	so	gdp	ob%	sf	sh	sb-att	po	a	e	fld%
2015	.000	0-0	0	0	0	0	0	0	0	0	.000	0	0	0	0	.000	0	0	0-0	6	5	0	1.000
2016	.000	0-0	0	0	0	0	0	0	0	0	.000	0	0	0	0	.000	0	0	0-0	1	2	1	.750
TOTAL	.000	0-0	0	0	0	0	0	0	0	0	.000	0	0	0	0	.000	0	0	0-0	7	7	1	.933

Year	era	w-l	app	gs	cg	sho	sv	ip	h	r	er	bb	so	2b	3b	hr	bf	bavg	wp	hbp	bk	sfa	sha
2015	5.17	0-6	17	9	0	0/2	5	55.2	58	38	32	28	41	13	2	3	257	.262	6	4	0	1	3
2016	5.40	4-4	21	3	0	0/1	6	36.2	38	25	22	13	40	6	0	1	157	.270	9	0	0	1	2
TOTAL	5.26	4-10	38	12	0	0/3	11	92.1	96	63	54	41	81	19	2	4	414	.265	15	4	0	2	5





**#11 KYLE BEAM • Jr. • C • 6-0 • 225 • R/R • Hood River, Ore. • Lane CC**

**PRIOR TO OLD DOMINION:** As a freshman at Lane Community College, Beam was selected to the Second Team All-Southern Region for the Northwest Athletic Conference (NWAC) ... In 2014, he participated in the NWACC Juco All-Star game ... In 2013, Beam's senior year of high school, he was the 5A State Player of the Year for Oregon while batting .506 with seven home runs and 42 RBI ... Following the season, Beam was selected to play in the High School All-Star game ... First Team All-State performer as a junior and senior in high school ... Also played football at Hood River Valley where he was a First Team All-League selection as a wide receiver and safety in 2012.

**MISCELLANEOUS**

**2016 Season Highs**

At Bats	7 vs Manhattan
Runs	2 four times
Hits	3 vs App State
RBI	3 two times
2B	2 vs WKU
3B	1 vs Liberty
HR	1 three times
Walks	2 two times
SB	---
Putouts	7 two times
Assists	3 two times

**Career Highs**

At Bats	7 vs Manhattan
Runs	2 four times
Hits	3 vs App State (2.21.2016)
RBI	3 two times
2B	2 vs WKU (3.19.2016)
3B	1 vs Liberty (3.1.2016)
HR	1 three times
Walks	2 two times
SB	---
Putouts	7 two times
Assists	3 two times

**2016 GAME-BY-GAME STATS**

**2016 ODU Baseball  
Individual Game-by-Game for Old Dominion (as of May 10, 2016)**

**#11 Kyle Beam - 30 games (All games)**

Date	Opponent	Pos	AB	R	H	RBI	2B	3B	HR	BB	SB	CS	HBP	SAC	SF	GDP	K	PO	A	E	Avg
Feb 20	vs Kent State	dh	1	0	0	0	0	0	0	1	0	0	0	0	0	0	1	0	0	0	.000
Feb 21	vs Appalachian State	*c	4	2	3	3	0	0	1	0	0	0	0	0	0	0	0	4	0	0	.600
Feb 23	NORFOLK STATE	*dh	3	0	0	1	0	0	0	1	0	0	0	0	0	0	0	0	0	0	.375
Feb 26	MANHATTAN	*dh	7	1	2	1	0	0	0	0	0	0	0	0	0	0	3	0	0	0	.333
Feb 27	VIRGINIA TECH	*c	2	0	0	0	0	0	0	0	0	0	0	0	0	0	0	2	0	0	.294
Mar 1	LIBERTY	*c	4	2	2	1	0	1	0	0	0	0	0	0	0	0	0	6	1	0	.333
Mar 06	RUTGERS	*c	3	0	0	1	0	0	0	0	0	0	0	0	1	0	0	4	0	0	.292
Mar 09	at VCU	*dh	4	0	1	0	0	0	0	0	0	0	0	0	0	0	1	0	0	0	.286
Mar 11	at West Virginia	*dh	4	0	1	0	0	0	0	0	0	0	0	0	0	0	2	0	0	0	.281
Mar 12	at West Virginia-1	*c	5	1	2	2	0	0	1	0	0	0	0	0	0	0	2	4	3	0	.297
Mar 12	at West Virginia	*dh	5	0	0	0	0	0	0	0	0	0	0	0	0	0	3	0	0	0	.262
Mar 15	PRINCETON	*c	2	2	0	0	0	0	0	2	0	0	0	0	0	1	1	7	1	0	.250
Mar 18	WESTERN KENTUCK	*dh	2	1	0	0	0	0	0	1	0	0	0	0	0	1	1	0	0	0	.239
Mar 19	WESTERN KENTUCK	*c	4	2	2	3	2	0	1	0	0	0	0	0	0	0	1	2	2	0	.260
Mar 22	VMI	*c	5	1	2	2	1	0	1	0	0	0	0	0	0	0	2	4	3	0	.273
Mar 23	VMI	*c	2	0	0	0	0	0	0	1	0	0	0	0	0	0	0	5	1	0	.263
Mar 26	at RICE	*c	4	0	0	0	0	0	0	0	0	0	0	0	0	0	2	2	0	1	.246
Mar 27	at RICE	*c	4	0	0	0	0	0	0	0	0	0	0	0	0	0	2	2	1	0	.231
Mar 30	at Virginia	ph	1	0	1	2	0	0	0	0	0	0	0	0	0	0	0	0	0	0	.242
Apr 1	FLORIDA ATLANTIC	c	1	0	0	0	0	0	0	0	0	0	0	0	0	0	1	0	0	0	.239
Apr 02	FLORIDA ATLANTIC	*c	2	0	0	0	0	0	0	0	0	0	0	0	0	0	1	3	0	0	.232
Apr 03	FLORIDA ATLANTIC	*c	2	0	0	0	0	0	0	0	0	0	1	0	0	0	1	6	1	0	.225
Apr 08	at FIU	c	0	0	0	0	0	0	0	1	0	0	0	0	0	0	0	2	0	0	.225
Apr 10	at FIU	*c	2	1	0	1	0	0	1	0	0	1	0	1	0	1	0	6	0	0	.219
Apr 16	UTSA	*c	3	0	0	0	0	0	0	0	0	0	0	0	0	1	0	3	2	0	.211
Apr 17	UTSA	*c	1	0	0	0	0	0	0	1	0	0	0	0	0	0	0	3	0	1	.208
Apr 23	at Louisiana Tech	*c	4	1	2	1	0	0	0	0	0	0	0	0	0	0	2	4	0	0	.222
Apr 24	at Louisiana Tech	*c	3	0	0	0	0	0	0	0	0	0	0	0	0	0	1	3	1	0	.214
Apr 29	UAB	*c	1	0	0	0	0	0	0	1	0	0	1	0	0	0	1	7	0	0	.212
May 08	at Charlotte	*dh	2	0	0	0	0	0	0	2	0	0	0	0	0	0	1	0	0	0	.207
Totals		26gs	87	14	18	18	3	1	3	13	0	0	3	0	2	3	29	79	16	2	.207

On base pct. .324 • Slugging pct. .368

**CAREER STATS**

Year	avg	gp-gs	ab	r	h	2b	3b	hr	rbi	tb	slg%	bb	hbp	so	gdp	ob%	sf	sh	sb-att	po	a	e	fld%
2016	.207	30-26	87	14	18	3	1	3	18	32	.368	13	3	29	3	.324	2	0	0-0	79	16	2	.979
TOTAL	.207	30-26	87	14	18	3	1	3	18	32	.368	13	3	29	3	.324	2	0	0-0	79	16	2	.979



**#14 KURT SINNEN • Jr. • C/1B • 5-11 • 200 • L/R • Virginia Beach, Va. • Kellam**

**PERSONAL:** Kurt Sinnen is the son of Matthew and Tina Sinnen ... Is the twin brother of Sam, and has two other brothers Brooks and Turner ... Brooks played for ODU ... Majoring in sport management.

**2015:** 21 games with seven starts ... Two hits in a game at UTSA

**MISCELLANEOUS**

**2016 Season Highs**

At Bats	5 six times
Runs	2 two times
Hits	4 vs FIU
RBI	4 vs Florida Atlantic
2B	2 vs FIU
3B	1 vs WKU
HR	1 two times
Walks	2 six times
SB	1 three times
Putouts	12 vs VMI
Assists	2 three times

**Career Highs**

At Bats	5 six times
Runs	2 two times
Hits	4 vs FIU (4.8.2016)
RBI	4 vs FAU (4.1.2016)
2B	2 vs FIU (4.8.2016)
3B	1 vs WKU (3.19.2016)
HR	1 two times
Walks	2 six times
SB	1 three times
Putouts	12 vs VMI (3.23.2016)
Assists	2 four times

**2016 GAME-BY-GAME STATS**

**2016 ODU Baseball  
Individual Game-by-Game for Old Dominion (as of May 10, 2016)**

**#14 Kurt Sinnen - 46 games (All games)**

Date	Opponent	Pos	AB	R	H	RBI	2B	3B	HR	BB	SB	CS	HBP	SAC	SF	GDP	K	PO	A	E	Avg	
Feb 19	vs NC State	*c	4	0	1	2	0	0	0	1	0	0	0	0	0	0	1	9	1	0	.250	
Feb 20	vs Kent State	*c	3	0	1	1	0	0	0	1	0	0	0	0	0	0	0	7	0	0	.286	
Feb 21	vs Appalachian State	*dh	3	0	0	0	0	0	0	1	1	0	0	0	0	0	0	0	0	0	.200	
Feb 23	NORFOLK STATE	*c	4	0	1	1	0	0	0	0	0	0	0	0	0	0	2	6	0	0	.214	
Feb 26	MANHATTAN	*c	5	0	0	0	0	0	0	1	0	0	0	0	0	0	1	8	2	0	.158	
Feb 28	DELAWARE	*c	5	1	1	0	0	0	0	0	0	0	0	0	0	0	0	5	0	0	.167	
Mar 1	LIBERTY	*dh	3	0	2	1	0	0	0	0	0	0	0	0	1	0	0	0	0	0	.222	
Mar 05	RUTGERS-1	*c	4	0	0	0	0	0	0	0	0	0	0	0	0	0	0	8	0	0	.194	
Mar 05	RUTGERS-2	*c	3	1	2	0	1	0	2	0	0	0	0	0	0	0	0	4	0	0	.235	
Mar 06	RUTGERS	ph	1	0	0	0	0	0	0	0	0	0	0	0	0	0	0	0	0	0	.229	
Mar 09	at VCU	*c	3	1	1	1	0	0	1	2	0	0	0	0	0	0	0	7	1	0	.237	
Mar 11	at West Virginia	*c	4	1	1	0	0	0	0	0	0	0	0	0	0	0	0	9	2	1	.238	
Mar 12	at West Virginia-1	*dh	4	0	0	0	0	0	0	1	0	0	0	0	0	0	2	0	0	0	.217	
Mar 12	at West Virginia	ph	1	0	1	1	0	0	0	0	0	0	0	0	0	0	0	0	0	0	.234	
Mar 15	PRINCETON	*dh	2	1	1	1	0	0	0	1	1	0	1	0	0	0	0	0	0	0	.245	
Mar 16	PRINCETON	*1b	5	0	1	0	0	0	0	0	0	0	0	0	0	0	0	7	0	0	.241	
Mar 18	WESTERN KENTUCK	*c	3	0	1	0	0	0	0	0	0	0	0	1	0	0	1	10	0	0	.246	
Mar 18	WESTERN KENTUCK	*1b	2	0	1	0	1	0	2	0	0	0	0	0	0	0	0	7	0	0	.254	
Mar 19	WESTERN KENTUCK	ph/1b	1	1	1	3	0	1	0	1	0	0	0	0	1	0	0	3	1	0	.267	
Mar 22	VMI	*1b	2	2	1	0	1	0	0	2	0	0	0	0	0	0	1	9	0	0	.274	
Mar 23	VMI	*1b	5	0	1	1	0	0	0	0	0	0	0	0	0	0	2	12	0	1	.269	
Mar 25	at RICE	*c	3	0	0	0	0	0	0	0	0	0	0	0	0	0	0	4	1	0	.257	
Mar 26	at RICE	ph	1	0	0	0	0	0	0	0	0	0	0	0	0	0	0	0	0	0	.254	
Mar 27	at RICE	*1b	4	0	1	0	0	0	0	0	0	0	0	0	0	0	0	9	0	0	.253	
Mar 30	at Virginia	*c/1b	4	0	2	0	0	0	0	0	0	0	0	0	0	0	1	5	0	0	.266	
Apr 1	FLORIDA ATLANTIC	*c/1b	4	1	2	4	1	0	0	1	0	0	0	0	0	1	0	8	1	1	.277	
Apr 02	FLORIDA ATLANTIC	*1b	3	0	1	0	0	0	0	0	0	0	0	0	0	0	1	7	1	0	.279	
Apr 03	FLORIDA ATLANTIC	*dh	3	0	0	0	0	0	0	0	0	0	0	0	0	0	0	1	0	0	.270	
Apr 06	WILLIAM & MARY	*1b/c	4	0	0	0	0	0	0	0	0	0	0	0	0	0	0	9	0	0	.258	
Apr 08	at FIU	*c/1b	5	2	4	2	2	0	1	0	0	0	0	0	0	0	0	7	1	0	.286	
Apr 09	at FIU	*1b	4	0	1	2	0	0	0	0	0	0	0	0	0	0	0	6	0	0	.284	
Apr 10	at FIU	*1b	3	0	1	0	0	0	0	1	0	0	0	0	0	1	0	5	1	0	.286	
Apr 15	UTSA	*1b	3	0	0	0	0	0	0	1	0	0	0	0	0	0	0	5	0	0	.278	
Apr 16	UTSA	*dh	3	0	0	0	0	0	0	0	0	0	1	0	0	0	1	0	0	0	.270	
Apr 17	UTSA	*1b	4	0	3	0	0	0	0	1	1	0	0	0	0	0	0	9	1	0	.287	
Apr 19	at VMI	*c	3	0	0	0	0	0	0	2	0	0	0	0	0	0	1	7	2	0	.280	
Apr 22	at Louisiana Tech	*1b	4	0	1	0	0	0	0	0	0	0	0	0	0	0	0	8	0	0	.279	
Apr 23	at Louisiana Tech	*dh	4	0	1	1	0	0	0	0	0	0	0	0	0	0	1	0	0	0	.278	
Apr 24	at Louisiana Tech	*dh	3	0	2	0	1	0	0	0	0	0	0	0	0	0	0	0	0	0	.287	
Apr 26	VIRGINIA	*c	4	0	1	0	1	0	0	0	0	0	0	0	0	1	0	4	1	0	.286	
Apr 29	UAB	*1b	3	0	1	1	0	0	0	0	0	0	0	1	1	0	0	7	0	0	.287	
Apr 30	UAB-1	*1b	5	1	1	0	0	0	0	0	0	0	0	0	0	0	1	7	0	0	.284	
Apr 30	UAB-2	*1b	3	0	0	0	0	0	0	0	0	0	0	1	0	1	0	11	2	0	.278	
May 06	at Charlotte	*1b/c	3	0	0	0	0	0	0	1	0	0	0	1	0	1	0	9	0	0	.272	
May 07	at Charlotte	*1b/c	3	1	1	1	1	0	2	0	0	0	0	0	0	0	0	8	0	0	.273	
May 08	at Charlotte	*c	4	1	1	1	0	0	1	0	0	0	0	0	0	0	0	2	0	0	.273	
Totals			42gs	154	14	42	24	9	1	2	25	3	0	2	4	3	5	17	248	18	3	.273

On base pct. .375 • Slugging pct. .383

**CAREER STATS**

Year	avg	gp-gs	ab	r	h	2b	3b	hr	rbi	tb	slg%	bb	hbp	so	gdp	ob%	sf	sh	sb-att	po	a	e	fld%
2014	.304	26-11	46	2	14	1	0	0	7	15	.326	7	0	10	0	.396	0	1	0-0	49	5	1	.982
2015	.171	21-7	35	1	6	1	0	0	1	7	.200	5	0	7	1	.275	0	0	0-0	38	4	1	.977
2016	.273	46-42	154	14	42	9	1	2	24	59	.383	25	2	17	5	.375	3	4	3-3	248	18	3	.989
TOTAL	.264	93-60	235	17	62	11	1	2	32	81	.345	37	2	34	6	.365	3	5	3-3	335	27	5	.986



**#15 ZACH RUTHERFORD • So. • INF • 6-2 • 180 • R/R • Chesapeake, Va. • Western Branch**

**PERSONAL:** Son of Robbie and Kelly Rutherford ... One sister, Ashley ... Majoring in management ... Would like to own his own business ... 2013-14 National Honor Society secretary ... Favorite pro athlete: Mike Trout ... Favorite pro team: St. Louis Cardinals ... Dream Travel Spot: Cozumel, Mexico.

**2015:** Collegiate Baseball and Baseball America Freshman All-American ... C-USA All-Freshman squad ... Third on team in hitting at .317 ... Started 42 of 43 games played in (mostly at shortstop) ... Hit .355 in 27 C-USA games to lead team ... Four RBI in a game at nationally ranked FAU ... Committed only five errors ... Pitched in six games ... 13 multiple hit games ... Longest hitting streak was nine games.

**MISCELLANEOUS**

**2016 Season Highs**

At Bats	6 three times
Runs	3 vs Princeton
Hits	4 two times
RBI	3 vs WKU
2B	1 six times
3B	1 three times
HR	1 vs Florida Atlantic
Walks	2 two times
SB	2 two times
Putouts	4 three times
Assists	9 vs Rutgers

**Career Highs**

At Bats	6 three times
Runs	3 two times
Hits	4 two times
RBI	4 vs FAU (4.24.2015)
2B	2 two times
3B	1 four times
HR	1 vs FAU (4.2.2016)
Walks	2 four times
SB	2 two times
Putouts	5 three times
Assists	9 vs Rutgers (3.6.2016)

**2016 GAME-BY-GAME STATS**

**2016 ODU Baseball  
Individual Game-by-Game for Old Dominion (as of May 10, 2016)**

**#15 Zach Rutherford - 47 games (All games)**

Date	Opponent	Pos	AB	R	H	RBI	2B	3B	HR	BB	SB	CS	HBP	SAC	SF	GDP	K	PO	A	E	Avg	
Feb 19	vs NC State	*SS	3	1	0	0	0	0	0	2	0	0	0	0	0	0	1	0	2	0	.000	
Feb 20	vs Kent State	*SS	4	1	0	0	0	0	0	0	2	0	0	0	0	0	0	3	2	0	.000	
Feb 21	vs Appalachian State	*SS	5	0	1	1	0	0	0	0	0	1	0	0	0	0	1	0	5	0	.083	
Feb 23	NORFOLK STATE	*SS	4	1	2	1	0	0	0	1	0	0	0	0	0	0	0	2	1	0	.188	
Feb 26	MANHATTAN	*SS	6	2	3	0	0	0	1	1	0	0	0	0	1	0	0	3	2	1	.273	
Feb 27	VIRGINIA TECH	*SS	3	0	0	0	0	0	0	0	0	0	0	0	0	0	0	3	4	0	.240	
Feb 28	DELAWARE	*SS	5	0	0	1	0	0	0	0	0	0	0	0	0	0	1	0	6	0	.200	
Mar 1	LIBERTY	*SS	3	1	2	0	1	0	0	1	0	0	0	0	0	0	0	1	3	1	.242	
Mar 05	RUTGERS-1	*SS	4	1	2	0	0	0	0	0	1	0	0	0	0	0	0	0	5	1	.270	
Mar 05	RUTGERS-2	*SS	5	0	0	0	0	0	0	0	0	0	0	0	0	0	3	2	4	1	.238	
Mar 06	RUTGERS	*SS	2	0	1	0	0	0	0	0	0	0	1	1	0	1	0	4	9	1	.250	
Mar 09	at VCU	*SS	4	0	2	1	1	0	0	0	0	0	0	1	0	0	1	1	3	1	.271	
Mar 11	at West Virginia	*SS	4	0	1	0	0	0	0	0	0	0	0	0	0	0	1	3	1	0	.269	
Mar 12	at West Virginia-1	*SS	2	1	1	0	0	0	0	0	0	0	2	1	0	0	0	2	4	0	.278	
Mar 12	at West Virginia	*SS	4	1	0	1	0	0	0	1	0	0	0	0	1	0	1	4	3	0	.259	
Mar 15	PRINCETON	*SS	3	0	2	0	0	0	0	1	1	0	0	0	0	0	0	1	7	0	.279	
Mar 16	PRINCETON	*SS	4	3	3	1	0	0	0	1	1	0	0	0	0	0	0	3	4	0	.308	
Mar 18	WESTERN KENTUCK	*SS	4	0	1	1	0	0	0	0	0	0	0	0	1	0	0	1	1	0	.304	
Mar 18	WESTERN KENTUCK	*SS	3	1	1	3	0	1	0	1	1	0	0	0	0	0	2	0	4	0	.306	
Mar 19	WESTERN KENTUCK	*SS	3	1	1	1	0	0	0	1	0	0	0	2	0	0	0	3	5	1	.307	
Mar 22	VMI	*SS	4	1	3	1	0	0	0	1	0	0	0	0	0	0	0	0	4	0	.329	
Mar 23	VMI	*SS	5	1	1	1	0	1	0	0	0	0	0	0	0	0	1	1	4	0	.321	
Mar 25	at RICE	*SS	4	0	0	0	0	0	0	0	0	0	0	0	0	0	2	3	2	0	.307	
Mar 26	at RICE	*SS	4	0	1	0	1	0	0	0	0	0	0	0	0	0	0	0	5	0	.304	
Mar 27	at RICE	*SS	4	0	0	1	0	0	0	0	0	0	0	0	0	0	2	1	7	0	.292	
Mar 30	at Virginia	*SS	5	1	0	0	0	0	0	0	0	0	0	0	0	0	3	0	2	0	.277	
Apr 1	FLORIDA ATLANTIC	*SS	4	1	1	0	0	0	0	0	0	0	1	0	0	0	1	4	2	0	.276	
Apr 02	FLORIDA ATLANTIC	*SS	4	1	1	1	0	0	1	0	0	0	0	0	0	0	1	0	5	0	.275	
Apr 03	FLORIDA ATLANTIC	*SS	4	0	1	0	0	0	0	0	0	0	0	0	0	0	0	1	0	4	.274	
Apr 06	WILLIAM & MARY	*SS	4	0	0	0	0	0	0	0	0	0	0	0	0	0	0	1	1	0	.265	
Apr 08	at FIU	*SS	6	2	2	0	0	0	0	0	0	0	0	0	0	0	1	0	6	0	.268	
Apr 09	at FIU	*SS	5	2	4	1	1	0	0	0	0	0	0	0	0	0	0	0	4	0	.289	
Apr 10	at FIU	*SS	3	2	1	1	0	0	0	1	0	0	1	0	0	0	1	1	3	0	.290	
Apr 15	UTSA	*SS	3	0	2	1	0	0	0	0	1	0	0	1	0	0	0	0	2	0	.299	
Apr 16	UTSA	*SS	4	0	1	0	0	0	0	0	0	0	0	0	0	0	0	2	5	0	.297	
Apr 17	UTSA	*SS	5	0	1	0	0	0	0	0	0	1	0	0	0	0	0	0	2	5	2	.294
Apr 19	at VMI	*SS	3	1	1	0	0	0	0	1	0	0	0	1	0	0	0	4	0	1	.295	
Apr 22	at Louisiana Tech	*SS	4	1	2	0	1	0	0	0	0	0	0	0	0	0	2	0	3	0	.300	
Apr 23	at Louisiana Tech	*SS	4	0	1	0	0	0	0	0	0	0	0	1	0	0	0	2	3	0	.299	
Apr 24	at Louisiana Tech	*SS	3	0	0	0	0	0	0	0	0	0	0	0	0	0	1	1	6	0	.293	
Apr 26	VIRGINIA	*SS	4	0	0	0	0	0	0	0	0	0	0	0	0	0	1	1	5	0	.286	
Apr 29	UAB	*SS	5	2	3	2	0	1	0	0	0	0	0	0	0	0	0	2	0	0	.295	
Apr 30	UAB-1	*SS	5	0	3	2	0	0	0	0	1	0	0	0	0	0	1	2	2	0	.304	
Apr 30	UAB-2	*SS	3	1	1	0	0	0	0	2	0	0	0	0	0	0	0	2	4	1	.305	
May 06	at Charlotte	*SS	6	1	4	1	0	0	0	0	0	0	0	0	0	0	1	0	6	1	.317	
May 07	at Charlotte	*SS	4	1	1	0	1	0	0	1	0	0	0	0	0	0	1	0	6	0	.315	
May 08	at Charlotte	*SS	3	0	2	0	0	0	0	1	2	0	0	0	0	0	0	1	7	0	.321	
Totals			47gs	187	32	60	23	6	3	1	17	11	2	5	8	2	2	31	66	178	12	.321

On base pct. .389 • Slugging pct. .401

**CAREER STATS**

Year	avg	gp-gs	ab	r	h	2b	3b	hr	rbi	tb	slg%	bb	hbp	so	gdp	ob%	sf	sh	sb-att	po	a	e	fld%
2015	.317	43-42	164	30	52	13	1	0	18	67	.409	10	3	26	4	.367	0	6	4-4	75	103	5	.973
2016	.321	47-47	187	32	60	6	3	1	23	75	.401	17	5	31	2	.389	2	8	11-13	66	178	12	.953
TOTAL	.319	90-89	351	62	112	19	4	1	41	142	.405	27	8	57	6	.379	2	14	15-17	141	281	17	.961

Year	era	w-l	app	gs	cg	sho	sv	ip	h	r	er	bb	so	2b	3b	hr	bf	bavg	wp	hbp	bk	sfa	sha
2015	3.24	1-2	6	0	0	0/0	0	8.1	13	3	3	1	4	1	0	0	40	.371	0	2	0	0	2
TOTAL	3.24	1-2	6	0	0	0/0	0	8.1	13	3	3	1	4	1	0	0	40	.371	0	2	0	0	2



**#16 THOMAS BUSBICE • Sr. • RHP • 6-1 • 205 • R/R • Papillion, Neb. • Iowa Western**

**PERSONAL:** Son of Joe Busbice and Damarah Alexander ... Has one brother: Matt ... Majoring in criminal justice ... Interested in law enforcement or the Air Force ... Favorite pro athlete: Stephen Curry ... Favorite pro team: San Antonio Spurs ... Dream travel spot: Maui.

**2015:** Fanned five at Middle Tenn ... Saves vs. Rutgers and WKU ... Team best 25 appearances.

**MISCELLANEOUS**

**2016 Season Highs**

IP (S)	---
IP (R)	2.0 vs Rutgers
K	2 two times
BB	2 two times
NP	27 vs Florida Atlantic
H Allowed (S)	---
H Allowed (R)	4 vs UTSA
HR Allowed	1 vs Virginia
Runs Allowed (S)	---
Runs Allowed (R)	4 vs Virginia Tech
ER Allowed (S)	---
ER Allowed (R)	3 two times

**2016 Breakdown**

Opp. Avg.	319
vs. Left	.286
vs. Right	.333
WHIP	1.73
K/IP	12/17.2

**Career Highs**

IP (S)	3.0 at W&M (4.14.15)
IP (R)	4.0 at MTSU (3.29.15)
K	5 at MTSU (3.29.15)
BB	4 three times
NP	74 vs Rice (3.21.15)
H Allowed (S)	5 at W&M (4.14.15)
H Allowed (R)	7 vs Rice (3.21.15)
HR Allowed	1 four times
Runs Allowed (S)	5 at W&M (4.14.15)
Runs Allowed (R)	4 two times
ER Allowed (S)	5 at W&M (4.14.15)
ER Allowed (R)	3 five times

**2016 GAME-BY-GAME STATS**

**2016 ODU Baseball  
Individual Game-by-Game for Old Dominion (as of May 10, 2016)**

**#16 Thomas Busbice - 3 games (All games)**

Date	Opponent	Pos	AB	R	H	RBI	2B	3B	HR	BB	SB	CS	HBP	SAC	SF	GDP	K	PO	A	E	Avg
Mar 05	RUTGERS-2	p	0	0	0	0	0	0	0	0	0	0	0	0	0	0	0	1	0	0	.000
Mar 15	PRINCETON	p	0	0	0	0	0	0	0	0	0	0	0	0	0	0	0	0	1	0	.000
Apr 03	FLORIDA ATLANTIC	p	0	0	0	0	0	0	0	0	0	0	0	0	0	0	0	0	1	0	.000
Totals		0gs	0	0	0	0	0	0	0	0	0	0	0	0	0	0	0	1	2	0	.000

On base pct. .000 • Slugging pct. .000

**#16 Thomas Busbice - 17 appearances (All games)**

Date	Opponent	GS	IP	H	R	ER	BB	SO	2B	3B	HR	WP	BK	HBP	IBB	Score	W-L	Sv	ERA	NP
Feb 23	NORFOLK STATE		1.0	1	0	0	0	0	1	0	0	0	0	0	0	5-3	0-0	0	0.00	21
Feb 27	VIRGINIA TECH		0.0	2	4	3	0	1	2	0	0	3	0	0	0	1-22	0-0	0	27.00	17
Mar 05	RUTGERS-2		2.0	0	0	0	0	1	0	0	0	0	0	0	0	7-4	1-0	0	9.00	21
Mar 09	at VCU		0.2	1	0	0	0	0	0	0	0	0	0	0	0	3-1	1-0	0	7.36	8
Mar 12	at West Virginia-1		1.2	2	0	0	0	1	0	0	0	1	0	0	0	5-4	1-0	0	5.06	24
Mar 12	at West Virginia		1.0	0	0	0	2	1	0	0	0	0	0	0	0	5-6	1-0	0	4.26	16
Mar 15	PRINCETON		1.1	3	2	2	0	1	0	0	0	0	0	0	0	7-6	1-0	0	5.87	17
Mar 19	WESTERN KENTUCK		0.1	2	2	2	0	0	0	0	0	0	0	0	0	12-8	1-0	0	7.88	4
Mar 22	VMI		1.0	1	1	1	1	0	0	0	0	0	0	1	0	8-2	1-0	0	8.00	21
Mar 26	at RICE		1.2	1	0	0	1	1	0	0	0	0	0	0	0	2-6	1-0	0	6.75	16
Mar 30	at Virginia		1.0	1	1	1	0	1	0	0	1	0	0	0	0	5-4	1-0	0	6.94	14
Apr 1	FLORIDA ATLANTIC		1.0	0	0	0	0	0	0	0	0	0	0	0	0	7-10	1-0	0	6.39	11
Apr 03	FLORIDA ATLANTIC		1.0	3	3	3	1	2	1	0	0	0	0	0	0	0-11	1-0	0	7.90	27
Apr 06	WILLIAM & MARY		1.0	1	0	0	0	2	0	0	0	0	0	0	0	7-1	1-0	0	7.36	15
Apr 17	UTSA		1.0	4	2	2	0	0	1	0	0	0	0	0	0	2-7	1-0	0	8.04	27
Apr 22	at Louisiana Tech		1.2	1	0	0	2	1	0	0	0	0	0	1	0	4-11	1-0	0	7.27	40
Apr 30	UAB-2		0.1	0	0	0	0	0	0	0	0	0	0	0	0	3-6	1-0	0	7.13	8
Totals		0	17.2	23	15	14	7	12	5	0	1	4	0	2	0	83-112	1-0	0	7.13	-

**CAREER STATS**

Year	avg	gp-gs	ab	r	h	2b	3b	hr	rbi	tb	slg%	bb	hbp	so	gdp	ob%	sf	sh	sb-att	po	a	e	fld%
2015	.000	0-0	0	0	0	0	0	0	0	0	.000	0	0	0	0	.000	0	0	0-0	3	11	2	.875
2016	.000	0-0	0	0	0	0	0	0	0	0	.000	0	0	0	0	.000	0	0	0-0	1	2	0	1.000
TOTAL	.000	0-0	0	0	0	0	0	0	0	0	.000	0	0	0	0	.000	0	0	0-0	4	13	2	.895

Year	era	w-l	app	gs	cg	sho	sv	ip	h	r	er	bb	so	2b	3b	hr	bf	bavg	wp	hbp	bk	sfa	sha
2015	4.84	3-2	25	1	0	0/3	2	44.2	46	30	24	26	37	11	0	3	201	.279	12	3	0	3	4
2016	7.13	1-0	17	0	0	0/0	0	17.2	23	15	14	7	12	5	0	1	87	.319	4	2	0	3	3
TOTAL	5.49	4-2	42	1	0	0/3	2	62.1	69	45	38	33	49	16	0	4	288	.291	16	5	0	6	7





**#17 CULVER LAMB • So. • RHP • 6-3 • 195 • R/R • Virginia Beach, Va. • Chipola College**

**PRIOR TO OLD DOMINION:** Member of the Chipola College baseball program that went 40-12 and won the Panhandle Conference Championship in 2015 ... Played first base and was a right-handed pitcher ... Named Second Team All-Panhandle Conference as a pitcher and earned Academic All-Conference honors ... Registered a 3.36 ERA in 67 innings pitched and 65 strikeouts ... Also hit .250 overall and .450 in the conference ... Earned First Team All-Region honors as a pitcher and third baseman and Second Team All-State as a pitcher at Tallwood High School.

**MISCELLANEOUS**

**2016 Season Highs**

IP (S)	---
IP (R)	3.2 vs Kent State
K	5 vs Kent State
BB	3 at Charlotte
NP	53 two times
H Allowed (S)	---
H Allowed (R)	4 at VMI
HR Allowed	1 three times
Runs Allowed (S)	---
Runs Allowed (R)	5 at VMI
ER Allowed (S)	---
ER Allowed (R)	5 at VMI

**2016 Breakdown**

Opp. Avg.	.291
vs. Left	.313
vs. Right	.279
WHIP	1.64
K/IP	27/33.0

**Career Highs**

IP (S)	---
IP (R)	3.2 vs Kent State (2.20.16)
K	5 vs Kent State (2.20.16)
BB	3 at Charlotte (5.7.2016)
NP	53 two times
H Allowed (S)	---
H Allowed (R)	5 at VMI (4.19.2016)
HR Allowed	1 three times
Runs Allowed (S)	---
Runs Allowed (R)	5 at VMI (4.19.2016)
ER Allowed (S)	---
ER Allowed (R)	5 at VMI (4.19.2016)

**2016 GAME-BY-GAME STATS**

**2016 ODU Baseball  
Individual Game-by-Game for Old Dominion (as of May 10, 2016)**

**#17 Culver Lamb - 8 games (All games)**

Date	Opponent	Pos	AB	R	H	RBI	2B	3B	HR	BB	SB	CS	HBP	SAC	SF	GDP	K	PO	A	E	Avg
Feb 28	DELAWARE	p	0	0	0	0	0	0	0	0	0	0	0	0	0	0	0	0	1	0	.000
Mar 11	at West Virginia	p	0	0	0	0	0	0	0	0	0	0	0	0	0	0	0	0	0	1	.000
Mar 12	at West Virginia-1	p	0	0	0	0	0	0	0	0	0	0	0	0	0	0	0	0	1	0	.000
Mar 15	PRINCETON	p	0	0	0	0	0	0	0	0	0	0	0	0	0	0	0	0	0	1	.000
Mar 25	at RICE	p	0	0	0	0	0	0	0	0	0	0	0	0	0	0	0	1	1	0	.000
Mar 30	at Virginia	p	0	0	0	0	0	0	0	0	0	0	0	0	0	0	0	1	1	0	.000
Apr 1	FLORIDA ATLANTIC	p	0	0	0	0	0	0	0	0	0	0	0	0	0	0	0	0	1	1	.000
Apr 30	UAB-2	p	0	0	0	0	0	0	0	0	0	0	0	0	0	0	0	0	0	1	.000
Totals		Ogs	0	0	0	0	0	0	0	0	0	0	0	0	0	0	0	2	6	3	.000

On base pct. .000 • Slugging pct. .000

**#17 Culver Lamb - 20 appearances (All games)**


Date	Opponent	GS	IP	H	R	ER	BB	SO	2B	3B	HR	WP	BK	HBP	IBB	Score	W-L	Sv	ERA	NP
Feb 20	vs Kent State		3.2	3	0	0	1	5	0	0	0	0	0	0	0	2-0	0-0	0	0.00	53
Feb 28	DELAWARE		3.1	3	2	2	0	4	0	0	1	0	0	0	0	10-4	1-0	0	2.57	53
Mar 05	RUTGERS-2		3.0	3	0	0	0	1	0	0	0	0	0	0	0	7-4	1-0	1	1.80	51
Mar 11	at West Virginia		1.0	1	2	0	0	1	1	0	0	0	0	0	0	3-4	1-1	1	1.64	17
Mar 12	at West Virginia-1		1.2	0	0	0	1	1	0	0	0	0	0	0	0	5-4	1-1	1	1.42	25
Mar 15	PRINCETON		1.2	2	2	2	2	3	1	0	0	0	0	0	0	7-6	2-1	1	2.51	30
Mar 18	WESTERN KENTUCK		1.0	1	0	0	0	1	1	0	0	0	0	0	0	8-3	2-1	1	2.35	11
Mar 18	WESTERN KENTUCK		1.0	1	0	0	0	1	0	0	0	0	0	1	0	4-2	2-1	1	2.20	16
Mar 19	WESTERN KENTUCK		0.2	4	3	2	0	0	0	0	0	0	0	0	0	12-8	2-1	1	3.18	20
Mar 25	at RICE		2.0	2	1	1	1	2	0	0	0	0	0	1	0	1-3	2-1	1	3.32	34
Mar 30	at Virginia		1.1	0	0	0	0	1	0	0	0	0	0	0	0	5-4	2-1	1	3.10	12
Apr 1	FLORIDA ATLANTIC		1.1	2	2	2	1	0	0	0	0	0	0	0	0	7-10	2-2	1	3.74	24
Apr 03	FLORIDA ATLANTIC		0.2	2	2	2	0	1	1	0	0	0	0	1	0	0-11	2-2	1	4.43	20
Apr 06	WILLIAM & MARY		1.0	0	0	0	0	1	0	0	0	0	0	0	0	7-1	2-2	1	4.24	6
Apr 08	at FIU		1.0	3	4	4	2	1	1	0	0	0	0	0	0	12-11	2-2	1	5.55	29
Apr 16	UTSA		1.2	1	2	0	1	0	1	0	0	1	0	0	0	0-3	2-2	1	5.19	35
Apr 19	at VMI		0.1	5	5	5	1	0	1	0	0	1	0	0	0	6-8	2-2	1	6.84	24
Apr 26	VIRGINIA		1.2	3	1	1	0	0	1	0	1	0	0	0	0	4-8	2-2	1	6.75	20
Apr 30	UAB-2		3.0	1	0	0	1	2	0	0	0	1	0	0	0	3-6	2-2	1	6.10	46
May 07	at Charlotte		2.0	2	2	2	3	2	0	0	1	0	0	0	0	8-5	3-2	1	6.27	38
Totals		0	33.0	39	28	23	14	27	8	0	3	3	0	3	0	111-105	3-2	1	6.27	-

**CAREER STATS**

Year	avg	gp-gs	ab	r	h	2b	3b	hr	rbi	tb	slg%	bb	hbp	so	gdp	ob%	sf	sh	sb-att	po	a	e	fld%
2016	.000	0-0	0	0	0	0	0	0	0	0	.000	0	0	0	0	.000	0	0	0-0	2	6	3	.727
TOTAL	.000	0-0	0	0	0	0	0	0	0	0	.000	0	0	0	0	.000	0	0	0-0	2	6	3	.727

Year	era	w-l	app	gs	cg	sho	sv	ip	h	r	er	bb	so	2b	3b	hr	bf	bavg	wp	hbp	bk	sfa	sha
2016	6.27	3-2	20	0	0	0/1	1	33.0	39	28	23	14	27	8	0	3	153	.291	3	3	0	0	2
TOTAL	6.27	3-2	20	0	0	0/1	1	33.0	39	28	23	14	27	8	0	3	153	.291	3	3	0	0	2



**#18 GRAYSON BAILEY • RSr. • LHP • 6-1 • 210 • L/L • Virginia Beach, Va. • Lee University**

**PRIOR TO OLD DOMINION:** Member of the Lee University baseball team ... Led the team to two NCCAA World Series Runner-Up titles in 2014 and 2015 ... In 2014, recorded a 2.05 ERA and one save in 26.1 innings pitched ... Also notched 18 hits and a .202 batting average ... In 2015, went 3-2 in 35.2 innings with a 3.28 ERA ... Was named an Academic All-American twice ... Attended Frank W. Cox High School and was a First Team All-Beach, First Team All-Region, First Team All-Hampton Roads, Honorable Mention All-State and led the team to the regional semifinals ... Played with the Peninsula Pilots in the Coastal Plains League and helped the team win two CPL Championships (2013 & 2014).

**MISCELLANEOUS**

**2016 Season Highs**

IP (S)	---
IP (R)	4.0 at FIU
K	5 at FIU
BB	3 vs Virginia Tech
NP	54 at FIU
H Allowed (S)	---
H Allowed (R)	2 four times
HR Allowed	---
Runs Allowed (S)	---
Runs Allowed (R)	4 at LA Tech
ER Allowed (S)	---
ER Allowed (R)	3 at LA Tech

**2016 Breakdown**

Opp. Avg.	.230
vs. Left	.227
vs. Right	.231
WHIP	1.22
K/IP	16/22.1

**Career Highs**

IP (S)	---
IP (R)	4.0 at FIU (4.9.2016)
K	5 at FIU (4.9.2016)
BB	3 vs Va. Tech (2.27.16)
NP	54 at FIU (4.9.2016)
H Allowed (S)	---
H Allowed (R)	2 three times
HR Allowed	---
Runs Allowed (S)	---
Runs Allowed (R)	4 at LA Tech (4.22.2016)
ER Allowed (S)	---
ER Allowed (R)	3 at LA Tech (4.22.2016)

**2016 GAME-BY-GAME STATS**

**2016 ODU Baseball  
Individual Game-by-Game for Old Dominion (as of May 10, 2016)**

**#18 Grayson Bailey - 5 games (All games)**

Date	Opponent	Pos	AB	R	H	RBI	2B	3B	HR	BB	SB	CS	HBP	SAC	SF	GDP	K	PO	A	E	Avg
Mar 12	at West Virginia	p	0	0	0	0	0	0	0	0	0	0	0	0	0	0	0	0	2	0	.000
Mar 19	WESTERN KENTUCK	p	0	0	0	0	0	0	0	0	0	0	0	0	0	0	0	0	1	0	.000
Apr 16	UTSA	p	0	0	0	0	0	0	0	0	0	0	0	0	0	0	0	0	2	0	.000
Apr 24	at Louisiana Tech	p	0	0	0	0	0	0	0	0	0	0	0	0	0	0	0	0	0	1	.000
Apr 26	VIRGINIA	p	0	0	0	0	0	0	0	0	0	0	0	0	0	0	0	0	1	0	.000
Totals		Ogs	0	0	0	0	0	0	0	0	0	0	0	0	0	0	0	0	6	1	.000

On base pct. .000 • Slugging pct. .000

**#18 Grayson Bailey - 18 appearances (All games)**

Date	Opponent	GS	IP	H	R	ER	BB	SO	2B	3B	HR	WP	BK	HBP	IBB	Score	W-L	Sv	ERA	NP
Feb 23	NORFOLK STATE		2.0	2	1	1	0	0	0	0	0	0	0	0	0	5-3	0-0	0	4.50	38
Feb 27	VIRGINIA TECH		0.1	2	3	2	3	1	0	0	0	1	0	0	0	1-22	0-0	0	11.57	29
Mar 09	at VCU		1.0	1	0	0	0	0	0	0	0	0	0	0	0	3-1	0-0	0	8.10	19
Mar 12	at West Virginia		1.1	0	0	0	1	0	0	0	0	0	0	0	0	5-6	0-0	0	5.79	19
Mar 15	PRINCETON		1.0	0	0	0	0	1	0	0	0	0	0	0	0	7-6	0-0	1	4.76	16
Mar 16	PRINCETON		1.0	0	0	0	1	1	0	0	0	1	0	0	0	10-4	0-0	1	4.05	22
Mar 18	WESTERN KENTUCK		1.0	0	0	0	0	1	0	0	0	0	0	0	0	4-2	1-0	1	3.52	9
Mar 19	WESTERN KENTUCK		0.2	0	0	0	1	0	0	0	0	1	0	0	0	12-8	1-0	1	3.24	6
Mar 22	VMI		2.0	1	0	0	1	3	0	0	0	0	0	1	0	8-2	1-0	1	2.61	42
Mar 26	at RICE		1.2	1	1	1	1	0	0	0	0	2	0	0	0	2-6	1-0	1	3.00	25
Mar 30	at Virginia		1.0	2	1	1	0	0	0	0	0	0	0	0	0	5-4	2-0	1	3.46	10
Apr 1	FLORIDA ATLANTIC		0.2	1	1	0	0	1	1	0	0	1	0	0	0	7-10	2-0	1	3.29	17
Apr 06	WILLIAM & MARY		1.0	0	0	0	0	1	0	0	0	0	0	0	0	7-1	2-0	1	3.07	14
Apr 09	at FIU		4.0	0	0	0	1	5	0	0	0	0	0	0	0	10-2	2-0	2	2.41	54
Apr 16	UTSA		2.0	3	0	0	0	1	0	0	0	0	0	0	0	0-3	2-0	2	2.18	28
Apr 24	at Louisiana Tech		0.1	2	4	3	0	1	1	0	0	1	0	1	0	0-12	2-0	2	3.43	22
Apr 26	VIRGINIA		1.0	1	1	1	2	0	1	0	0	0	0	0	0	4-8	2-0	2	3.68	23
Apr 30	UAB-2		0.1	1	1	0	1	0	0	0	0	0	0	0	0	3-6	2-0	2	3.63	14
Totals		0	22.1	17	13	9	12	16	3	0	0	7	0	2	0	93-106	2-0	2	3.63	-

**CAREER STATS**

Year	avg	gp-gs	ab	r	h	2b	3b	hr	rbi	tb	slg%	bb	hbp	so	gdp	ob%	sf	sh	sb-att	po	a	e	fld%
2016	.000	0-0	0	0	0	0	0	0	0	0	.000	0	0	0	0	.000	0	0	0-0	0	6	1	.857
TOTAL	.000	0-0	0	0	0	0	0	0	0	0	.000	0	0	0	0	.000	0	0	0-0	0	6	1	.857

Year	era	w-l	app	gs	cq	sho	sv	ip	h	r	er	bb	so	2b	3b	hr	bf	bavg	wp	hbp	bk	sfa	sha
2016	3.63	2-0	18	0	0	0/0	2	22.1	17	13	9	12	16	3	0	0	97	.230	7	2	0	1	8
TOTAL	3.63	2-0	18	0	0	0/0	2	22.1	17	13	9	12	16	3	0	0	97	.230	7	2	0	1	8



**#19 DARIUS GILLUS • RFr. • INF • 5-11 • 205 • R/R • Chesterfield, Va. • L.C. Bird**

**PERSONAL:** Son of Quinton and Gail Gillus ... Has two sisters: Jasmine and LaTisha ... Majoring in criminal justice ... Interested in the CIA ... Favorite pro athlete: Bo Jackson ... Favorite pro team: New York Yankees ... Favorite Food: Pizza ... Dream Travel Spot: Spain.

**2015:** Did not play.

**MISCELLANEOUS**

**2016 Season Highs**

At Bats	2 two times
Runs	---
Hits	1 vs WKU
RBI	1 vs WKU
2B	---
3B	---
HR	---
Walks	1 vs Manhattan
SB	---
Putouts	6 at West Virginia
Assists	1 vs Virginia Tech

**Career Highs**

At Bats	2 two times
Runs	---
Hits	1 vs WKU (3.19.2016)
RBI	1 vs WKU (3.19.2016)
2B	---
3B	---
HR	---
Walks	1 vs Manhattan (2.26.2016)
SB	---
Putouts	6 at West Virginia (3.12.2016)
Assists	1 vs Virginia Tech (2.27.2016)

**2016 GAME-BY-GAME STATS**

**2016 ODU Baseball  
Individual Game-by-Game for Old Dominion (as of May 10, 2016)**

**#19 Darius Gillus - 13 games (All games)**

Date	Opponent	Pos	AB	R	H	RBI	2B	3B	HR	BB	SB	CS	HBP	SAC	SF	GDP	K	PO	A	E	Avg	
Feb 26	MANHATTAN	ph	0	0	0	0	0	0	0	1	0	0	0	0	0	0	0	0	0	0	0	.000
Feb 27	VIRGINIA TECH	1b	1	0	0	0	0	0	0	0	0	0	0	0	0	0	1	2	1	0	0	.000
Mar 1	LIBERTY	1b	0	0	0	0	0	0	0	0	0	0	0	0	0	0	0	0	1	0	0	.000
Mar 05	RUTGERS-1	ph	1	0	0	1	0	0	0	0	0	0	0	0	0	0	0	0	0	0	0	.000
Mar 12	at West Virginia-1	ph	1	0	0	0	0	0	0	0	0	0	0	0	0	0	0	0	0	0	0	.000
Mar 12	at West Virginia	1b	2	0	0	0	0	0	0	0	0	0	0	0	0	0	2	6	0	0	0	.000
Mar 19	WESTERN KENTUCK	ph	1	0	1	1	0	0	0	0	0	0	0	0	0	0	0	0	0	0	0	.167
Mar 22	VMI	pr/1b	0	0	0	0	0	0	0	0	0	0	0	0	0	0	0	2	0	0	0	.167
Apr 1	FLORIDA ATLANTIC	1b	0	0	0	0	0	0	0	0	0	0	0	0	0	0	0	1	0	0	0	.167
Apr 08	at FIU	ph	1	0	0	0	0	0	0	0	0	0	0	0	0	0	0	1	0	0	0	.143
Apr 16	UTSA	1b	0	0	0	0	0	0	0	0	0	0	0	0	0	0	0	1	0	1	0	.143
Apr 22	at Louisiana Tech	ph/of	2	0	0	0	0	0	0	0	0	0	0	0	0	1	0	0	0	0	0	.111
Apr 26	VIRGINIA	dh	1	0	0	0	0	0	0	0	0	0	0	0	0	0	0	0	0	0	0	.100
Totals		Ogs	10	0	1	2	0	0	0	1	0	0	0	0	0	1	4	13	1	1	1	.100

On base pct. .182 • Slugging pct. .100

**CAREER STATS**

Year	avg	gp-gs	ab	r	h	2b	3b	hr	rbi	tb	slg%	bb	hbp	so	gdp	ob%	sf	sh	sb-att	po	a	e	fld%
2016	.100	13-0	10	0	1	0	0	0	2	1	.100	1	0	4	1	.182	0	0	0-0	13	1	1	.933
TOTAL	.100	13-0	10	0	1	0	0	0	2	1	.100	1	0	4	1	.182	0	0	0-0	13	1	1	.933



**#20 BRYCE WINDHAM • Fr. • INF • 6-0 • 170 • L/R • Monroe, Mich. • Saint Mary Catholic Central**

**PRIOR TO OLD DOMINION:** Played baseball, basketball and football at St. Mary Catholic Central ... Baseball team went 34-7 in 2014-15 and made it to the state quarterfinals ... Earned All-State honors for three years ... Helped lead the team to three league championships and two regional appearances ... Participated in the Michigan All-Star game ... Batted above .300 every year, with a high of .495 as a senior ... In basketball, played point guard and graduated as the all-time assist leader and the second all-time leading scorer ... Earned All-State honors and was asked to play in the Michigan All-Star game ... In football, played quarterback and helped lead the team to a League and State Championship in 2014 and was named to the All-State team ... Also set the school record for passing yards.

**MISCELLANEOUS**

**2016 Season Highs**

At Bats	2 vs William & Mary
Runs	1 five times
Hits	---
RBI	---
2B	---
3B	---
HR	---
Walks	1 vs App. State
SB	---
Putouts	---
Assists	2 two times

**Career Highs**

At Bats	2 vs W&M (4.4.2016)
Runs	1 five times
Hits	---
RBI	---
2B	---
3B	---
HR	---
Walks	1 vs App. State (2.21.2016)
SB	---
Putouts	---
Assists	2 two times

**2016 GAME-BY-GAME STATS**

**2016 ODU Baseball  
Individual Game-by-Game for Old Dominion (as of May 10, 2016)**

**#20 Bryce Windham - 18 games (All games)**

Date	Opponent	Pos	AB	R	H	RBI	2B	3B	HR	BB	SB	CS	HBP	SAC	SF	GDP	K	PO	A	E	Avg
Feb 21	vs Appalachian State	2b	0	1	0	0	0	0	0	1	0	0	0	0	0	0	0	0	1	1	.000
Feb 27	VIRGINIA TECH	ph	1	0	0	0	0	0	0	0	0	0	0	0	0	0	0	0	0	0	.000
Mar 1	LIBERTY	pr	0	0	0	0	0	0	0	0	0	0	0	0	0	0	0	0	0	0	.000
Mar 09	at VCU	ph	0	0	0	0	0	0	0	0	0	0	0	1	0	0	0	0	0	0	.000
Mar 12	at West Virginia-1	pr	0	0	0	0	0	0	0	0	0	0	0	0	0	0	0	0	0	0	.000
Mar 12	at West Virginia	pr	0	1	0	0	0	0	0	0	0	0	0	0	0	0	0	0	0	0	.000
Mar 15	PRINCETON	pr	0	1	0	0	0	0	0	0	0	0	0	0	0	0	0	0	0	0	.000
Mar 18	WESTERN KENTUCK	pr	0	0	0	0	0	0	0	0	0	0	0	0	0	0	0	0	0	0	.000
Mar 22	VMI	2b	1	0	0	0	0	0	0	0	0	0	0	0	0	0	1	0	2	0	.000
Mar 27	at RICE	pr	0	0	0	0	0	0	0	0	0	0	0	0	0	0	0	0	0	0	.000
Apr 06	WILLIAM & MARY	2b	2	0	0	0	0	0	0	0	0	0	0	0	0	0	1	0	2	0	.000
Apr 08	at FIU	pr	0	1	0	0	0	0	0	0	0	0	0	0	0	0	0	0	0	0	.000
Apr 09	at FIU	pr	0	1	0	0	0	0	0	0	0	0	0	0	0	0	0	0	0	0	.000
Apr 10	at FIU	pr	0	0	0	0	0	0	0	0	0	0	0	0	0	0	0	0	0	0	.000
Apr 15	UTSA	pr	0	0	0	0	0	0	0	0	1	0	0	0	0	0	0	0	0	0	.000
Apr 16	UTSA	pr	0	0	0	0	0	0	0	0	0	0	0	0	0	0	0	0	0	0	.000
Apr 22	at Louisiana Tech	of	1	0	0	0	0	0	0	0	0	0	0	0	0	0	0	0	0	0	.000
Apr 29	UAB	pr	0	0	0	0	0	0	0	0	0	0	0	0	0	0	0	0	0	0	.000
Totals		0gs	5	5	0	0	0	0	0	1	1	0	0	1	0	0	2	0	5	1	.000

On base pct. .167 • Slugging pct. .000

**CAREER STATS**

Year	avg	gp-gs	ab	r	h	2b	3b	hr	rbi	tb	slg%	bb	hbp	so	gdp	ob%	sf	sh	sb-att	po	a	e	fld%
2016	.000	18-0	5	5	0	0	0	0	0	0	.000	1	0	2	0	.167	0	1	1-1	0	5	1	.833
TOTAL	.000	18-0	5	5	0	0	0	0	0	0	.000	1	0	2	0	.167	0	1	1-1	0	5	1	.833





**#21 MORGAN MAGUIRE • Fr. • RHP • 6-2 • 205 • L/R • Rumson, N.J. • Rumson-Fair Haven Regional**

**PRIOR TO OLD DOMINION:** Played at Rumson Fair-Haven High School and was selected as a two-time All-Shore Conference member and First Team All-State, along with a three-time All-Division selection ... Was named the 2014 A-Central Division Hitter of the year and 2015 A-Central Division Pitcher of the Year ... Asked to play in the Shore Conference All-Star game ... For his career, he registered 77 hits, five home runs and 53 RBI, while notching an ERA of 0.97 and a 12-4 record on the mound ... Played summer baseball for Coach Rob Maida and the 9ers Baseball Club out of N.J. with fellow teammate Will Morgan ... Also played basketball and helped the team win a conference championship and was a member of the All-Division team.

**MISCELLANEOUS**

**2016 Season Highs**

IP (S)	---
IP (R)	3.0 at Charlotte
K	4 vs UTSA
BB	3 vs UAB
NP	39 vs UAB
H Allowed (S)	---
H Allowed (R)	4 at Rice
HR Allowed	1 three times
Runs Allowed (S)	---
Runs Allowed (R)	4 at Rice
ER Allowed (S)	---
ER Allowed (R)	4 at Rice

**2016 Breakdown**

Opp. Avg.	.252
vs. Left	.344
vs. Right	.211
WHIP	1.24
K/IP	28/27.1

**Career Highs**

IP (S)	---
IP (R)	3.0 at Charlotte (5.6.2016)
K	4 vs UTSA (4.15.2016)
BB	3 vs UAB (4.29.2016)
NP	39 vs UAB (4.29.2016)
H Allowed (S)	---
H Allowed (R)	4 at Rice (3.27.16)
HR Allowed	1 three times
Runs Allowed (S)	---
Runs Allowed (R)	4 at Rice (3.27.16)
ER Allowed (S)	---
ER Allowed (R)	4 at Rice (3.27.16)

**2016 GAME-BY-GAME STATS**

**2016 ODU Baseball  
Individual Game-by-Game for Old Dominion (as of May 10, 2016)**

**#21 Morgan Maguire - 6 games (All games)**

Date	Opponent	Pos	AB	R	H	RBI	2B	3B	HR	BB	SB	CS	HBP	SAC	SF	GDP	K	PO	A	E	Avg
Mar 05	RUTGERS-1	p	0	0	0	0	0	0	0	0	0	0	0	0	0	0	0	0	1	0	.000
Mar 11	at West Virginia	p	0	0	0	0	0	0	0	0	0	0	0	0	0	0	0	0	0	1	.000
Mar 12	at West Virginia-1	p	0	0	0	0	0	0	0	0	0	0	0	0	0	0	0	0	0	1	.000
Mar 27	at RICE	p	0	0	0	0	0	0	0	0	0	0	0	0	0	0	0	0	2	0	.000
Apr 08	at FIU	p	0	0	0	0	0	0	0	0	0	0	0	0	0	0	0	0	1	0	.000
Apr 29	UAB	p	0	0	0	0	0	0	0	0	0	0	0	0	0	0	0	0	1	0	.000
Totals		0gs	0	0	0	0	0	0	0	0	0	0	0	0	0	0	0	0	5	2	.000

On base pct. .000 • Slugging pct. .000

**#21 Morgan Maguire - 22 appearances (All games)**

Date	Opponent	GS	IP	H	R	ER	BB	SO	2B	3B	HR	WP	BK	HBP	IBB	Score	W-L	Sv	ERA	NP
Feb 21	vs Appalachian State		1.0	1	1	0	0	2	0	0	0	1	0	0	0	12-3	0-0	0	0.00	15
Feb 26	MANHATTAN		1.0	1	1	1	0	2	1	0	0	2	0	0	0	6-5	0-0	0	4.50	15
Feb 27	VIRGINIA TECH		2.2	3	3	3	0	0	0	0	1	0	0	1	0	1-22	0-0	0	7.71	29
Mar 05	RUTGERS-1		1.0	1	1	1	0	2	1	0	0	0	1	1	0	4-2	1-0	0	7.94	16
Mar 06	RUTGERS		0.1	0	1	1	1	0	0	0	0	0	0	0	0	2-5	1-0	0	9.00	8
Mar 09	at VCU		0.2	0	0	0	0	1	0	0	0	0	0	0	0	3-1	1-0	0	8.10	7
Mar 11	at West Virginia		1.2	2	0	0	0	3	0	0	0	0	1	0	0	3-4	1-0	0	6.48	25
Mar 12	at West Virginia-1		1.0	1	0	0	0	1	0	0	0	0	0	0	0	5-4	1-0	1	5.79	12
Mar 16	PRINCETON		1.0	1	0	0	0	1	0	0	0	0	0	0	0	10-4	1-0	1	5.23	15
Mar 18	WESTERN KENTUCK		1.0	1	0	0	0	1	0	0	0	0	0	0	0	8-3	1-0	1	4.76	18
Mar 18	WESTERN KENTUCK		1.0	0	0	0	0	1	0	0	0	0	0	0	0	4-2	1-0	1	4.38	11
Mar 23	VMI		1.0	0	0	0	0	1	0	0	0	0	0	0	0	6-5	1-0	1	4.05	6
Mar 27	at RICE		1.0	4	4	4	1	0	3	0	1	0	0	0	0	2-8	1-0	1	6.28	19
Mar 30	at Virginia		1.0	1	0	0	1	0	0	0	0	1	0	0	0	5-4	1-0	1	5.87	18
Apr 02	FLORIDA ATLANTIC		2.0	0	0	0	1	1	0	0	0	0	0	0	0	1-3	1-0	1	5.19	23
Apr 08	at FIU		2.2	2	0	0	0	2	1	0	0	0	0	0	0	12-11	2-0	1	4.50	33
Apr 15	UTSA		1.2	1	0	0	0	4	0	0	0	1	0	0	0	5-2	2-0	2	4.15	24
Apr 19	at VMI		2.0	2	0	0	0	2	0	0	0	1	0	0	0	6-8	2-0	2	3.80	21
Apr 24	at Louisiana Tech		0.2	1	1	1	2	1	0	1	0	2	0	1	0	0-12	2-0	2	4.07	22
Apr 26	VIRGINIA		1.1	3	3	3	1	1	1	0	1	0	0	0	0	4-8	2-0	2	4.91	31
Apr 29	UAB		1.2	1	0	0	3	2	0	0	0	0	0	0	0	6-3	2-0	2	4.61	39
May 07	at Charlotte		3.0	1	0	0	0	1	0	0	0	0	0	0	0	8-5	2-0	3	4.15	24
Totals		0	30.1	27	15	14	10	29	7	1	3	8	1	4	0	113-124	2-0	3	4.15	-

**CAREER STATS**

Year	avg	gp-gs	ab	r	h	2b	3b	hr	rbi	tb	slg%	bb	hbp	so	gdp	ob%	sf	sh	sb-att	po	a	e	fld%
2016	.000	0-0	0	0	0	0	0	0	0	0	.000	0	0	0	0	.000	0	0	0-0	0	5	2	.714
TOTAL	.000	0-0	0	0	0	0	0	0	0	0	.000	0	0	0	0	.000	0	0	0-0	0	5	2	.714

Year	era	w-l	app	gs	cg	sho	sv	ip	h	r	er	bb	so	2b	3b	hr	bf	bavg	wp	hbp	bk	sfa	sha
2016	4.15	2-0	22	0	0	0/0	3	30.1	27	15	14	10	29	7	1	3	130	.241	8	4	1	1	2
TOTAL	4.15	2-0	22	0	0	0/0	3	30.1	27	15	14	10	29	7	1	3	130	.241	8	4	1	1	2



**#22 NICK LUSTRINO • Rsr. • INF • 6-0 • 185 • L/R • Spring Lake, N.J. • Manasquan**

**PERSONAL:** Son of Loujis and Cynthia Lustrino ... Has two sisters: Kayce and Lindsey ... Plans to major in biology ... Interested in the physical therapy field ... Favorite pro athlete: Dustin Pedroia ... Favorite pro team: Boston Red Sox.

**2015:** 34 starts in 38 games at second and third base ... 2 RBI in a game vs. Rutgers, at ECU and at Virginia ... Homered at ECU.

**MISCELLANEOUS**

2016 Season Highs	
At Bats	6 vs Manhattan
Runs	2 three times
Hits	3 at Charlotte
RBI	1 10 times
2B	1 four times
3B	---
HR	---
Walks	3 at West Virginia
SB	1 three times
Putouts	3 vs Virginia
Assists	5 vs UAB
Career Highs	
At Bats	6 vs Manhattan (2.26.2016)
Runs	2 five times
Hits	3 at Charlotte (5.6.2016)
RBI	2 three times
2B	1 nine times
3B	---
HR	1 at ECU (3.4.2015)
Walks	3 at West Virginia (3.12.2016)
SB	1 four times
Putouts	3 four times
Assists	6 vs VMI (3.17.2015)

**2016 GAME-BY-GAME STATS**

**2016 ODU Baseball**  
**Individual Game-by-Game for Old Dominion (as of May 10, 2016)**

**#22 Nick Lustrino - 44 games (All games)**

Date	Opponent	Pos	AB	R	H	RBI	2B	3B	HR	BB	SB	CS	HBP	SAC	SF	GDP	K	PO	A	E	Avg
Feb 19	vs NC State	*3b	4	0	2	1	1	0	0	1	0	0	0	0	0	0	0	2	0	0	.500
Feb 20	vs Kent State	*3b	4	0	1	0	0	0	0	0	0	1	0	0	0	0	0	2	3	0	.375
Feb 21	vs Appalachian State	*3b	3	0	0	0	0	0	0	1	0	0	0	0	0	0	0	1	2	0	.273
Feb 23	NORFOLK STATE	*3b	2	0	0	0	0	0	0	2	1	0	0	0	0	0	0	1	3	0	.231
Feb 26	MANHATTAN	*3b	6	1	2	1	0	0	0	0	0	0	0	0	0	0	0	1	1	1	.263
Feb 27	VIRGINIA TECH	*3b	3	0	0	0	0	0	0	0	0	0	0	0	0	0	0	0	2	0	.227
Feb 28	DELAWARE	*3b	4	1	1	0	0	0	0	1	0	0	0	0	0	1	0	1	1	0	.231
Mar 1	LIBERTY	*3b	3	0	0	0	0	0	0	1	0	0	0	0	0	0	1	0	0	0	.207
Mar 05	RUTGERS-1	*3b	3	1	1	1	1	0	0	1	0	0	0	0	0	0	1	1	1	0	.219
Mar 05	RUTGERS-2	*3b	4	1	2	1	0	0	0	0	0	0	1	0	0	0	0	0	1	1	.250
Mar 06	RUTGERS	*3b	2	0	1	0	0	0	0	0	0	0	0	0	0	0	0	1	1	0	.263
Mar 09	at VCU	*3b	4	0	2	0	0	0	0	0	0	0	0	0	0	0	1	1	0	0	.286
Mar 11	at West Virginia	*3b	4	0	1	1	0	0	0	0	0	0	0	0	0	0	0	0	2	1	.283
Mar 12	at West Virginia-1	*3b	3	1	2	0	0	0	0	1	0	0	0	1	0	0	1	0	4	0	.306
Mar 12	at West Virginia	*3b	3	1	0	1	0	0	0	3	0	0	0	0	0	0	0	0	1	1	.288
Mar 15	PRINCETON	*3b	3	0	0	1	0	0	0	1	0	1	0	0	0	0	0	0	1	1	.273
Mar 16	PRINCETON	*3b	2	1	0	0	0	0	0	2	0	0	1	0	0	1	0	0	1	0	.263
Mar 18	WESTERN KENTUCK	*3b	4	2	1	0	0	0	0	0	0	0	0	0	0	1	0	1	4	0	.262
Mar 18	WESTERN KENTUCK	*3b	4	0	0	0	0	0	0	0	0	0	0	0	0	0	0	0	0	0	.246
Mar 19	WESTERN KENTUCK	*3b	4	2	1	1	0	0	0	1	0	0	0	0	0	0	1	0	3	1	.246
Mar 22	VMI	*3b	4	0	2	0	0	0	0	1	1	0	0	0	0	0	0	1	0	0	.260
Mar 23	VMI	*3b	3	1	1	0	0	0	0	0	0	0	0	1	0	0	0	0	0	0	.263
Mar 25	at RICE	*3b	2	0	0	0	0	0	0	1	0	0	0	0	0	0	0	1	2	0	.256
Mar 26	at RICE	*3b	3	0	0	1	0	0	0	1	0	0	0	0	0	0	1	1	2	0	.247
Mar 27	at RICE	*3b	4	1	1	0	0	0	0	0	0	0	0	0	0	0	0	1	2	0	.247
Mar 30	at Virginia	*3b	3	2	1	0	0	0	0	0	0	0	1	0	0	0	0	3	1	0	.250
Apr 1	FLORIDA ATLANTIC	*3b	5	0	2	0	0	0	0	0	0	0	0	0	0	0	0	1	0	0	.258
Apr 02	FLORIDA ATLANTIC	*3b	3	0	0	0	0	0	0	0	0	0	0	0	0	0	0	0	0	1	.250
Apr 03	FLORIDA ATLANTIC	*3b	1	0	0	0	0	0	0	0	0	0	0	0	0	0	0	0	2	0	.247
Apr 06	WILLIAM & MARY	*3b	4	1	1	0	0	0	0	0	0	0	0	0	0	0	0	0	1	0	.248
Apr 08	at FIU	*3b	4	0	0	0	0	0	0	0	0	0	1	1	0	0	1	1	4	0	.238
Apr 09	at FIU	*3b	3	0	1	0	0	0	0	0	0	0	0	1	0	0	0	0	2	0	.241
Apr 10	at FIU	*3b	4	0	0	0	0	0	0	1	0	0	0	0	0	0	0	1	0	0	.232
Apr 15	UTSA	*3b	3	0	2	0	0	0	0	1	0	0	0	0	0	0	0	0	0	0	.243
Apr 16	UTSA	*3b	3	0	0	0	0	0	0	0	0	0	0	0	0	0	0	1	6	0	.237
Apr 17	UTSA	*3b	3	0	0	0	0	0	0	1	0	0	0	0	0	0	0	0	3	0	.231
Apr 23	at Louisiana Tech	pr/3b	1	1	0	0	0	0	0	0	0	0	0	0	0	0	0	0	0	0	.230
Apr 26	VIRGINIA	*3b	1	0	0	0	0	0	0	0	0	0	0	0	0	0	0	0	0	0	.228
Apr 29	UAB	*3b	1	0	0	0	0	0	0	0	0	0	0	0	0	0	1	0	3	0	.226
Apr 30	UAB-1	pr/3b	2	1	2	1	1	0	0	0	0	0	1	0	0	0	0	0	1	1	.238
Apr 30	UAB-2	*3b	2	0	0	0	0	0	0	1	0	0	0	1	0	0	0	0	5	0	.234
May 06	at Charlotte	*3b	5	1	3	0	1	0	0	0	0	0	0	0	0	0	0	1	0	0	.248
May 07	at Charlotte	*3b	3	1	0	0	0	0	0	0	0	0	0	1	0	0	0	1	0	0	.243
May 08	at Charlotte	*3b	4	0	0	0	0	0	0	0	0	0	0	0	0	0	0	1	0	0	.236
Totals			38gs	140	20	33	10	4	0	21	3	3	4	6	0	3	10	23	68	6	.236

On base pct. .352 • Slugging pct. .264

**CAREER STATS**

Year	avg	gp-gs	ab	r	h	2b	3b	hr	rbi	tb	slg%	bb	hbp	so	gdp	ob%	sf	sh	sb-att	po	a	e	fld%
2015	.228	38-24	92	12	21	5	0	1	12	29	.315	15	3	12	1	.355	0	5	1-1	20	56	4	.950
2016	.236	44-38	140	20	33	4	0	0	10	37	.264	21	4	10	3	.352	0	6	3-6	23	68	6	.938
TOTAL	.233	82-62	232	32	54	9	0	1	22	66	.284	36	7	22	4	.353	0	11	4-7	43	124	10	.944



**#23 CORY ALEXANDER II • Fr. • OF • 6-0 • 170 • R/R • Goochland, Va. • Goochland**

**PRIOR TO OLD DOMINION:** Played on the Goochland High School baseball team where he was a member of the varsity squad all four years ... Set the stolen base record with 35 ... Named First Team All-State, First Team All-District, First Team All-Region and First Team All-Conference as a junior ... Repeated as First Team All-District and State as a senior ... Helped lead the team to the James River District Championship three times (2013, 2014, 2015) and the Quad Rivers Conference-34 Championship in 2015.

**MISCELLANEOUS**

**2016 Season Highs**

At Bats	1 vs Virginia Tech
Runs	1 five times
Hits	---
RBI	---
2B	---
3B	---
HR	---
Walks	---
SB	---
Putouts	---
Assists	---

**Career Highs**

At Bats	1 vs Va. Tech (2.27.2016)
Runs	1 five times
Hits	---
RBI	---
2B	---
3B	---
HR	---
Walks	---
SB	---
Putouts	---
Assists	---

**2016 GAME-BY-GAME STATS**

**2016 ODU Baseball  
Individual Game-by-Game for Old Dominion (as of May 10, 2016)**

**#23 Cory Alexander - 9 games (All games)**

Date	Opponent	Pos	AB	R	H	RBI	2B	3B	HR	BB	SB	CS	HBP	SAC	SF	GDP	K	PO	A	E	Avg	
Feb 20	vs Kent State	pr	0	0	0	0	0	0	0	0	0	0	0	0	0	0	0	0	0	0	0	.000
Feb 21	vs Appalachian State	pr	0	0	0	0	0	0	0	0	0	0	0	0	0	0	0	0	0	0	0	.000
Feb 26	MANHATTAN	pr	0	1	0	0	0	0	0	0	0	0	0	0	0	0	0	0	0	0	0	.000
Feb 27	VIRGINIA TECH	of	1	0	0	0	0	0	0	0	0	0	0	0	0	0	1	0	0	0	0	.000
Mar 1	LIBERTY	pr/dh	0	1	0	0	0	0	0	0	0	0	0	0	0	0	0	0	0	0	0	.000
Mar 05	RUTGERS-1	pr	0	1	0	0	0	0	0	0	0	0	0	0	0	0	0	0	0	0	0	.000
Apr 1	FLORIDA ATLANTIC	pr	0	1	0	0	0	0	0	0	0	0	0	0	0	0	0	0	0	0	0	.000
Apr 10	at FIU	pr	0	1	0	0	0	0	0	0	0	0	0	0	0	0	0	0	0	0	0	.000
May 06	at Charlotte	pr	0	0	0	0	0	0	0	0	0	0	0	0	0	0	0	0	0	0	0	.000
Totals		0gs	1	5	0	0	0	0	0	0	0	0	0	0	0	0	1	0	0	0	0	.000

On base pct. .000 • Slugging pct. .000

**CAREER STATS**

Year	avg	gp-gs	ab	r	h	2b	3b	hr	rbi	tb	slg%	bb	hbp	so	gdp	ob%	sf	sh	sb-att	po	a	e	fld%
2016	.000	9-0	1	5	0	0	0	0	0	0	.000	0	0	1	0	.000	0	0	0-0	0	0	0	.000
TOTAL	.000	9-0	1	5	0	0	0	0	0	0	.000	0	0	1	0	.000	0	0	0-0	0	0	0	.000



**#24 BRETT SMITH • Fr. • RHP • 6-4 • 195 • R/R • Chesapeake, Va. • Grassfield**

**PRIOR TO OLD DOMINION:** Brett was varsity starter in both baseball and football since the 10th grade ... On the baseball diamond, he was the Conference Co-Player of the Year and a First Team All-Conference pitching selection as a senior ... Also earned Allstate/VHSL Male Athlete of the Year, Meyers Award Region Athlete of the Year and Second Team All-Region pitching honors ... He was also selected to play in the Virginia East-West All-Star game and was Second Team All-Conference on the mound in 2014 ... On the football field, was a two-year captain and amassed 27 career touchdowns ... Was a First Team All-South Region punter in 2013, along with First Team All-Conference in 2013 and 2014 ... Member of the National Honor Society and FBLA in high school.

**MISCELLANEOUS**

**2016 Season Highs**

IP (S)	5.0 vs WKU
IP (R)	3.0 at Charlotte
K	4 vs NC State
BB	4 vs Florida Atlantic
NP	79 vs Florida Atlantic
H Allowed (S)	5 two times
H Allowed (R)	4 at Charlotte
HR Allowed	1 two times
Runs Allowed (S)	4 vs Florida Atlantic
Runs Allowed (R)	2 two times
ER Allowed (S)	4 vs Florida Atlantic
ER Allowed (R)	2 two times

**2016 Breakdown**

Opp. Avg.	.300
vs. Left	.327
vs. Right	.284
WHIP	1.43
K/IP	18/36.1

**Career Highs**

IP (S)	5.0 vs WKU (3.19.16)
IP (R)	3.0 at Charlotte (5.8.2016)
K	4 vs NC State (2.19.16)
BB	4 vs FAU (4.3.2016)
NP	79 vs FAU (4.3.2016)
H Allowed (S)	5 two times
H Allowed (R)	4 at Charlotte (5.8.2016)
HR Allowed	1 vs WKU (3.19.16)
Runs Allowed (S)	4 vs FAU (4.3.2016)
Runs Allowed (R)	2 two times
ER Allowed (S)	4 vs FAU (4.3.2016)
ER Allowed (R)	2 two times

**2016 GAME-BY-GAME STATS**

**2016 ODU Baseball  
Individual Game-by-Game for Old Dominion (as of May 10, 2016)**

**#24 Brett Smith - 7 games (All games)**

Date	Opponent	Pos	AB	R	H	RBI	2B	3B	HR	BB	SB	CS	HBP	SAC	SF	GDP	K	PO	A	E	Avg
Feb 26	MANHATTAN	p	0	0	0	0	0	0	0	0	0	0	0	0	0	0	0	0	1	0	.000
Mar 1	LIBERTY	p	0	0	0	0	0	0	0	0	0	0	0	0	0	0	0	0	1	0	.000
Mar 09	at VCU	*p	0	0	0	0	0	0	0	0	0	0	0	0	0	0	0	1	2	0	.000
Mar 15	PRINCETON	*p	0	0	0	0	0	0	0	0	0	0	0	0	0	0	0	1	0	0	.000
Apr 17	UTSA	p	0	0	0	0	0	0	0	0	0	0	0	0	0	0	0	0	1	0	.000
Apr 29	UAB	p	0	0	0	0	0	0	0	0	0	0	0	0	0	0	0	0	1	0	.000
Apr 30	UAB-2	p	0	0	0	0	0	0	0	0	0	0	0	0	0	0	0	0	1	0	.000
Totals		2gs	0	0	0	0	0	0	0	0	0	0	0	0	0	0	0	2	7	0	.000

On base pct. .000 • Slugging pct. .000

**#24 Brett Smith - 20 appearances (All games)**

Date	Opponent	GS	IP	H	R	ER	BB	SO	2B	3B	HR	WP	BK	HBP	IBB	Score	W-L	Sv	ERA	NP
Feb 19	vs NC State		2.0	1	0	0	1	4	0	0	0	0	0	0	0	5-0	0-0	0	0.00	38
Feb 26	MANHATTAN		1.1	3	2	2	0	0	1	0	0	0	0	0	0	6-5	0-0	0	5.40	30
Feb 28	DELAWARE		1.0	1	0	0	0	1	0	0	0	0	1	0	0	10-4	0-0	0	4.15	15
Mar 1	LIBERTY		2.0	2	1	0	0	2	0	0	0	0	0	0	0	7-6	0-0	0	2.84	16
Mar 09	at VCU	*	4.2	4	0	0	1	3	1	0	0	0	0	0	0	3-1	1-0	0	1.64	54
Mar 15	PRINCETON	*	2.0	2	1	1	1	1	0	0	0	0	0	0	0	7-6	1-0	0	2.08	40
Mar 19	WESTERN KENTUCK	*	5.0	5	3	3	1	2	0	0	1	0	0	0	0	12-8	1-0	0	3.00	66
Mar 23	VMI		1.0	1	0	0	1	1	0	0	0	0	0	0	0	6-5	1-0	0	2.84	17
Mar 26	at RICE		2.0	1	0	0	0	0	0	0	0	0	0	0	0	2-6	1-0	0	2.57	29
Mar 30	at Virginia		1.0	1	0	0	0	0	0	0	0	0	0	0	0	5-4	1-0	1	2.45	23
Apr 03	FLORIDA ATLANTIC	*	3.2	5	4	4	4	2	1	1	1	0	0	0	0	0-11	1-1	1	3.51	79
Apr 08	at FIU		1.0	0	0	0	0	0	0	0	0	0	0	0	0	12-11	1-1	2	3.38	11
Apr 10	at FIU		0.1	2	0	0	0	0	0	0	0	0	0	0	0	11-1	1-1	2	3.33	15
Apr 17	UTSA		1.2	2	1	1	0	0	0	0	0	0	1	0	0	2-7	1-1	2	3.45	31
Apr 19	at VMI		1.0	2	2	2	0	0	0	0	0	0	0	0	0	6-8	1-2	2	3.94	19
Apr 24	at Louisiana Tech		2.0	2	1	1	1	0	0	0	0	0	1	0	0	0-12	1-2	2	3.98	21
Apr 26	VIRGINIA		0.1	0	0	0	0	0	0	0	0	0	0	0	0	4-8	1-2	2	3.94	2
Apr 29	UAB		1.0	1	1	1	2	1	0	0	0	0	0	0	0	6-3	1-2	2	4.09	27
Apr 30	UAB-2		0.1	0	1	1	1	0	0	0	0	0	0	0	1	3-6	1-2	2	4.32	5
May 08	at Charlotte		3.0	4	0	0	0	1	0	0	0	0	0	0	0	2-5	1-2	2	3.96	32
Totals		4	36.1	39	17	16	15	18	3	1	2	0	1	2	1	109-117	1-2	2	3.96	-

**CAREER STATS**

Year	avg	gp-gs	ab	r	h	2b	3b	hr	rbi	tb	slg%	bb	hbp	so	gdp	ob%	sf	sh	sb-att	po	a	e	fld%
2016	.000	0-0	0	0	0	0	0	0	0	0	.000	0	0	0	0	.000	0	0	0-0	2	7	0	1.000
TOTAL	.000	0-0	0	0	0	0	0	0	0	0	.000	0	0	0	0	.000	0	0	0-0	2	7	0	1.000

Year	era	w-l	app	gs	cg	sho	sv	ip	h	r	er	bb	so	2b	3b	hr	bf	bavg	wp	hbp	bk	sfa	sha
2016	3.96	1-2	20	4	0	0/1	2	36.1	39	17	16	15	18	3	1	2	159	.300	0	2	1	3	8
TOTAL	3.96	1-2	20	4	0	0/1	2	36.1	39	17	16	15	18	3	1	2	159	.300	0	2	1	3	8





**#25 SETH WOODARD • Fr. • INF • 6-2 • 220 • R/R • Newport News, Va. • Woodside**

**PRIOR TO OLD DOMINION:** Woodard started for the Woodside baseball team since his freshman year ... Named the Freshman of the Year in 2012 ... He batted .441 with two home runs as a junior and was selected First Team All-Conference (Monitor-Merrimac) and a Second Team All-Eastern Region pick ... As a senior he was named a First Team All-Conference selection for the second time ... Helped lead the team to a District and Conference Championship and a Regional Runner-Up finish ... For his career, he recorded a .408 batting average, nine home runs, 195 RBI and 113 hits ... Also swam at Woodside and was an conference and regional place-winner ... Named the school's Freshman Athlete of the Year, Comeback Player of the Year (sophomore) and the Senior Athlete of the Year.

**MISCELLANEOUS**

**2016 Season Highs**

At Bats	4 three times
Runs	2 at VMI
Hits	3 at VMI
RBI	3 at VMI
2B	1 at Virginia
3B	1 at Florida Atlantic
HR	2 at VMI
Walks	2 at LA Tech
SB	1 vs Virginia Tech
Putouts	6 vs Liberty
Assists	4 at LA Tech

**Career Highs**

At Bats	4 three times
Runs	2 at VMI (4.19.2016)
Hits	3 at VMI (4.19.2016)
RBI	3 at VMI (4.19.2016)
2B	1 at Virginia (3.30.2016)
3B	1 vs FAU (4.1.2016)
HR	2 at VMI (4.19.2016)
Walks	2 at LA Tech (4.22.2016)
SB	1 vs Va. Tech (2.27.2016)
Putouts	6 vs Liberty (3.1.2016)
Assists	4 at LA Tech (4.23.2016)

**2016 GAME-BY-GAME STATS**

**2016 ODU Baseball  
Individual Game-by-Game for Old Dominion (as of May 10, 2016)**

**#25 Seth Woodard - 19 games (All games)**

Date	Opponent	Pos	AB	R	H	RBI	2B	3B	HR	BB	SB	CS	HBP	SAC	SF	GDP	K	PO	A	E	Avg	
Feb 19	vs NC State	ph/dh	1	0	0	0	0	0	0	0	0	0	0	0	0	0	1	0	0	0	.000	
Feb 21	vs Appalachian State	3b	1	1	0	0	0	0	0	0	0	0	0	0	0	0	0	0	1	0	.000	
Feb 27	VIRGINIA TECH	*dh	4	0	0	0	0	0	0	0	1	0	0	0	0	0	0	0	0	0	.000	
Mar 1	LIBERTY	*1b	2	0	0	0	0	0	0	0	0	0	0	0	0	0	0	6	0	0	.000	
Mar 06	RUTGERS	*3b	2	0	0	0	0	0	0	0	0	0	0	0	0	0	1	0	2	0	.000	
Mar 12	at West Virginia-1	*1b	1	1	0	0	0	0	0	0	0	0	1	0	0	0	1	4	0	0	.000	
Mar 30	at Virginia	*dh	4	0	1	1	1	0	0	0	0	0	0	0	0	0	0	0	0	0	.067	
Apr 1	FLORIDA ATLANTIC	*dh	3	1	1	1	0	1	0	0	0	0	2	0	0	0	1	0	0	0	.111	
Apr 02	FLORIDA ATLANTIC	*dh	2	0	0	0	0	0	0	0	0	0	0	0	0	0	1	0	0	0	.100	
Apr 03	FLORIDA ATLANTIC	*3b	2	0	0	0	0	0	0	0	0	0	0	0	0	0	2	0	1	0	.091	
Apr 06	WILLIAM & MARY	ph/dh	1	0	0	0	0	0	0	0	0	0	0	0	0	0	1	0	0	0	.087	
Apr 19	at VMI	*3b	4	2	3	3	0	2	0	0	0	0	0	0	0	0	0	1	1	0	.185	
Apr 22	at Louisiana Tech	*3b	2	1	1	1	0	0	1	2	0	0	0	0	0	0	0	0	1	0	.207	
Apr 23	at Louisiana Tech	*3b	2	0	0	0	0	0	1	0	0	0	0	0	0	0	2	0	4	0	.194	
Apr 24	at Louisiana Tech	*3b	3	0	0	0	0	0	0	0	0	0	0	0	0	0	1	2	1	0	.176	
Apr 26	VIRGINIA	*3b	1	1	0	0	0	0	1	0	0	1	0	0	1	0	1	0	1	0	.171	
Apr 29	UAB	*3b	2	0	0	0	0	0	1	0	0	0	0	0	0	0	1	2	1	0	.162	
Apr 30	UAB-1	*3b	1	0	0	0	0	0	0	0	0	1	0	0	0	0	0	1	0	1	.158	
May 07	at Charlotte	*dh	1	1	0	0	0	0	1	0	0	0	0	0	0	0	1	0	0	0	.154	
Totals			16gs	39	8	6	6	1	1	3	6	1	0	5	0	0	1	13	16	13	1	.154

On base pct. .340 • Slugging pct. .462

**CAREER STATS**

Year	avg	gp-gs	ab	r	h	2b	3b	hr	rbi	tb	slg%	bb	hbp	so	gdp	ob%	sf	sh	sb-att	po	a	e	fld%
2016	.154	19-16	39	8	6	1	1	3	6	18	.462	6	5	13	1	.340	0	0	1-1	16	13	1	.967
TOTAL	.154	19-16	39	8	6	1	1	3	6	18	.462	6	5	13	1	.340	0	0	1-1	16	13	1	.967



**#26 CHRIS LIVERS • Sr. • C • 5-9 • 180 • R/R • Virginia Beach, Va. • First Colonial**

**PERSONAL:** Chris Livers is the son of Bud and Charlotte Livers ... Has two brothers Trey and Ethan ... Majoring in civil engineering technology ... Favorite Sports Personality: Josh Hamilton ... Favorite Food: Steak ... Favorite Movie: "Sandlot" ... Favorite Book Read: "The Things They Carried" by Tim O'Brien.

**2015:** RBI in a game vs. Charlotte.

**MISCELLANEOUS**

**2016 Season Highs**

At Bats	5 at West Virginia
Runs	2 vs UAB
Hits	1 15 times
RBI	1 five times
2B	1 three times
3B	---
HR	---
Walks	1 six times
SB	1 at FIU
Putouts	10 two times
Assists	1 six times

**Career Highs**

At Bats	5 two times
Runs	2 vs UAB (4.20.2016)
Hits	2 vs LA Tech (3.22.2014)
RBI	3 vs FAU (5.3.2014)
2B	1 four times
3B	---
HR	---
Walks	1 eight times
SB	1 at FIU (4.9.2016)
Putouts	10 three times
Assists	3 at ECU (4.21.2014)

**2016 GAME-BY-GAME STATS**

**2016 ODU Baseball  
Individual Game-by-Game for Old Dominion (as of May 10, 2016)**

**#26 Chris Livers - 27 games (All games)**

Date	Opponent	Pos	AB	R	H	RBI	2B	3B	HR	BB	SB	CS	HBP	SAC	SF	GDP	K	PO	A	E	Avg
Feb 21	vs Appalachian State	c	1	0	0	0	0	0	0	0	0	0	0	0	0	0	1	4	0	0	.000
Feb 26	MANHATTAN	ph	1	0	1	0	0	0	0	0	0	0	0	0	0	0	0	0	0	0	.500
Feb 27	VIRGINIA TECH	c	2	1	1	0	0	0	0	0	0	0	0	0	0	0	0	4	0	0	.500
Mar 05	RUTGERS-1	*dh	3	0	1	0	0	0	0	0	0	0	0	0	0	0	0	0	0	0	.429
Mar 12	at West Virginia	*c	5	0	0	0	0	0	0	1	0	0	0	0	0	0	2	10	1	0	.250
Mar 15	PRINCETON	ph	1	0	1	1	0	0	0	0	0	0	0	0	0	0	0	0	0	0	.308
Mar 16	PRINCETON	*c	4	0	1	1	1	0	0	1	0	0	0	0	0	0	0	10	0	0	.294
Mar 18	WESTERN KENTUCK	*c	4	0	1	0	0	0	0	0	0	0	0	0	0	0	0	9	1	0	.286
Mar 19	WESTERN KENTUCK	*dh	4	0	0	0	0	0	0	0	0	0	0	0	0	0	0	0	0	0	.240
Mar 22	VMI	dh/ph	1	0	0	1	0	0	0	0	0	0	0	0	1	0	1	0	0	0	.231
Mar 23	VMI	c	1	0	1	0	0	0	0	0	0	0	0	0	0	0	0	1	0	0	.259
Mar 26	at RICE	*dh	3	1	1	0	0	0	0	0	0	0	0	0	0	0	1	0	0	0	.267
Mar 30	at Virginia	ph/c	1	1	1	0	1	0	0	0	0	0	0	1	0	0	0	0	1	0	.290
Apr 02	FLORIDA ATLANTIC	ph/c	1	0	0	0	0	0	0	0	0	0	0	0	0	0	0	1	0	0	.281
Apr 06	WILLIAM & MARY	*c	2	0	0	1	0	0	0	1	0	0	0	0	0	0	0	6	1	0	.265
Apr 08	at FIU	c	0	0	0	0	0	0	0	0	0	0	0	0	0	0	0	1	0	0	.265
Apr 09	at FIU	*c	4	1	1	0	0	0	0	0	1	0	0	0	0	0	0	6	0	0	.263
Apr 15	UTSA	*c	4	0	0	1	0	0	0	0	0	0	0	0	0	0	1	14	0	0	.238
Apr 16	UTSA	ph	1	0	1	0	1	0	0	0	0	0	0	0	0	0	0	0	0	0	.256
Apr 17	UTSA	ph/c	2	0	1	0	0	0	0	0	0	0	0	0	0	0	0	2	1	0	.267
Apr 22	at Louisiana Tech	*c	3	0	0	0	0	0	0	1	0	0	0	0	0	0	1	8	0	1	.250
Apr 26	VIRGINIA	ph	1	0	0	0	0	0	0	0	0	0	0	0	0	0	0	0	0	0	.245
Apr 29	UAB	c	1	0	0	0	0	0	0	0	0	0	0	0	0	0	1	3	0	0	.240
Apr 30	UAB-1	*c	3	2	1	0	0	0	0	1	0	0	0	0	0	0	1	6	0	0	.245
Apr 30	UAB-2	*c	3	0	1	1	0	0	0	1	0	0	0	0	0	0	0	7	0	0	.250
May 06	at Charlotte	*c	3	0	0	0	0	0	0	0	0	0	0	1	0	0	2	5	0	0	.237
May 07	at Charlotte	*c	4	1	1	1	0	0	0	0	0	0	0	0	0	0	0	3	1	0	.238
Totals		14gs	63	7	15	7	3	0	0	6	1	0	0	2	1	0	11	100	6	1	.238

On base pct. .300 • Slugging pct. .286

**CAREER STATS**

Year	avg	gp-gs	ab	r	h	2b	3b	hr	rbi	tb	slg%	bb	hbp	so	gdp	ob%	sf	sh	sb-att	po	a	e	fld%
2013	.375	4-1	8	2	3	0	0	0	2	3	.375	1	0	0	0	.444	0	0	0-0	16	2	1	.947
2014	.259	12-7	27	3	7	1	0	0	5	8	.296	3	1	5	1	.355	0	1	0-1	57	10	0	1.000
2015	.000	6-0	2	0	0	0	0	0	1	0	.000	0	0	0	0	.000	1	0	0-0	5	1	0	1.000
2016	.238	27-14	63	7	15	3	0	0	7	18	.286	6	0	11	0	.300	1	2	1-1	100	6	1	.991
TOTAL	.250	49-22	100	12	25	4	0	0	15	29	.290	10	1	16	1	.319	2	3	1-2	178	19	2	.990



**#28 JAKE JOSEPHS • R.Jr. • LHP • 5-11 • 190 • L/L • Fairfax Station, Va. • South County**

**PERSONAL:** Jake is the son of Chris and Lynn Josephs ... Has one sister, Isabel ... Majoring in accounting ... Interested in being a CPA ... 3.77 GPA and honor society in high school ... Favorite Sports Personality: Jerry Rice ... Favorite Foods: Cheeseburger and steak ... Favorite Movie: "The Town" ... Person in history would most like to meet: Ted Williams ... Dream vacation: Paris.

**2015:** Pitched the last 11.1 innings without allowing a run, including four innings in a start at UAB which clinched a spot in the C-USA tournament for ODU ... Fanned 3 vs. W&M and LA Tech.

**MISCELLANEOUS**

**2016 Season Highs**

IP (S)	5.0 vs Kent State
IP (R)	2.1 at West Virginia
K	4 at VMI
BB	2 vs Virginia Tech
NP	69 vs Kent State
H Allowed (S)	4 two times
H Allowed (R)	3 vs Virginia Tech
HR Allowed	1 three times
Runs Allowed (S)	4 vs Virginia Tech
Runs Allowed (R)	2 vs Florida Atlantic
ER Allowed (S)	4 vs Virginia Tech
ER Allowed (R)	2 vs Florida Atlantic

**2016 Breakdown**

Opp. Avg.	.300
vs. Left	.333
vs. Right	.284
WHIP	1.34
K/IP	15/30.2

**Career Highs**

IP (S)	5.0 three times
IP (R)	5.0 vs LA Tech (5.9.2015)
K	4 vs Char. So. (3.26.2013)
BB	2 eight times
NP	72 vs LA Tech (5.9.2015)
H Allowed (S)	10 at Campbell (4.3.2015)
H Allowed (R)	5 at FAU (4.26.2015)
HR Allowed	1 four times
Runs Allowed (S)	6 at Campbell (4.3.2015)
Runs Allowed (R)	4 at FAU (4.26.2015)
ER Allowed (S)	6 at Campbell (4.3.2015)
ER Allowed (R)	4 at FAU (4.26.2015)

**2016 GAME-BY-GAME STATS**

**2016 ODU Baseball  
Individual Game-by-Game for Old Dominion (as of May 10, 2016)**

**#28 Jake Josephs - 8 games (All games)**

Date	Opponent	Pos	AB	R	H	RBI	2B	3B	HR	BB	SB	CS	HBP	SAC	SF	GDP	K	PO	A	E	Avg	
Feb 20	vs Kent State	*p	0	0	0	0	0	0	0	0	0	0	0	0	0	0	0	1	0	0	.000	
Feb 27	VIRGINIA TECH	*p	0	0	0	0	0	0	0	0	0	0	0	0	0	0	0	0	1	0	0	.000
Mar 18	WESTERN KENTUCK	p	0	0	0	0	0	0	0	0	0	0	0	0	0	0	0	0	1	0	0	.000
Mar 19	WESTERN KENTUCK	p	0	0	0	0	0	0	0	0	0	0	0	0	0	0	0	0	1	0	0	.000
Apr 06	WILLIAM & MARY	p	0	0	0	0	0	0	0	0	0	0	0	0	0	0	0	0	1	0	0	.000
Apr 19	at VMI	p	0	0	0	0	0	0	0	0	0	0	0	0	0	0	0	0	1	0	0	.000
Apr 26	VIRGINIA	p	0	0	0	0	0	0	0	0	0	0	0	0	0	0	0	0	1	0	0	.000
Apr 30	UAB-2	p	0	0	0	0	0	0	0	0	0	0	0	0	0	0	0	0	1	0	0	.000
Totals		3gs	0	0	0	0	0	0	0	0	0	0	0	0	0	0	0	3	5	0	.000	

On base pct. .000 • Slugging pct. .000

**#28 Jake Josephs - 21 appearances (All games)**


Date	Opponent	GS	IP	H	R	ER	BB	SO	2B	3B	HR	WP	BK	HBP	IBB	Score	W-L	Sv	ERA	NP
Feb 20	vs Kent State	*	5.0	4	0	0	0	1	0	0	0	0	0	1	0	2-0	1-0	0	0.00	69
Feb 27	VIRGINIA TECH	*	3.0	3	4	4	2	1	1	0	0	0	0	0	0	1-2	1-1	0	4.50	39
Mar 05	RUTGERS-2	*	2.0	2	1	1	1	1	0	0	1	0	0	0	0	7-4	1-1	0	4.50	29
Mar 12	at West Virginia		2.1	4	1	1	0	2	0	1	0	0	0	0	0	5-6	1-1	0	4.38	37
Mar 16	PRINCETON		1.0	0	0	0	0	1	0	0	0	0	0	0	0	10-4	1-1	0	4.05	9
Mar 18	WESTERN KENTUCK		1.0	0	0	0	0	0	0	0	0	0	0	0	0	8-3	1-1	0	3.77	11
Mar 18	WESTERN KENTUCK		1.0	0	0	0	0	1	0	0	0	0	0	0	0	4-2	1-1	0	3.52	10
Mar 19	WESTERN KENTUCK		1.1	2	0	0	0	0	0	0	0	0	0	0	0	12-8	2-1	0	3.24	17
Mar 23	VMI		1.0	2	1	1	0	1	1	0	0	0	0	0	0	6-5	2-1	0	3.57	22
Mar 25	at RICE		0.2	1	0	0	1	0	0	0	0	0	0	0	0	1-3	2-1	0	3.44	14
Mar 27	at RICE		1.0	0	0	0	0	0	0	0	0	0	0	0	0	2-8	2-1	0	3.26	12
Mar 30	at Virginia		1.0	0	0	0	1	0	0	0	0	0	0	0	0	5-4	2-1	0	3.10	10
Apr 1	FLORIDA ATLANTIC		1.0	3	2	2	0	0	0	0	1	0	0	0	0	7-10	2-1	0	3.80	18
Apr 06	WILLIAM & MARY		2.0	1	1	1	1	0	1	0	0	0	0	0	0	7-1	2-1	0	3.86	25
Apr 08	at FIU		1.0	1	0	0	0	1	0	0	0	0	0	0	0	12-11	2-1	0	3.70	16
Apr 15	UTSA		0.1	1	1	1	0	0	1	0	0	0	0	0	0	5-2	2-1	0	4.01	15
Apr 19	at VMI	*	3.0	4	1	1	0	4	1	0	1	0	0	0	0	6-8	2-1	0	3.90	49
Apr 24	at Louisiana Tech		0.2	2	1	1	0	0	0	0	0	0	0	0	0	0-12	2-1	0	4.13	14
Apr 26	VIRGINIA		0.2	2	1	1	0	0	0	0	0	0	0	0	0	4-8	2-1	0	4.34	13
Apr 30	UAB-2		1.0	2	1	1	0	1	0	0	0	0	0	0	0	3-6	2-2	0	4.50	15
May 06	at Charlotte		0.2	2	1	1	0	1	1	0	0	0	1	0	0	8-6	2-2	0	4.70	10
Totals		4	30.2	36	16	16	7	15	5	2	3	0	0	2	0	115-133	2-2	0	4.70	-

**CAREER STATS**

Year	avg	gp-gs	ab	r	h	2b	3b	hr	rbi	tb	slg%	bb	hbp	so	gdp	ob%	sf	sh	sb-att	po	a	e	fld%
2013	.000	0-0	0	0	0	0	0	0	0	0	.000	0	0	0	0	.000	0	0	0-0	0	6	2	.750
2015	.000	0-0	0	0	0	0	0	0	0	0	.000	0	0	0	0	.000	0	0	0-0	1	5	1	.857
2016	.000	0-0	0	0	0	0	0	0	0	0	.000	0	0	0	0	.000	0	0	0-0	3	5	0	1.000
TOTAL	.000	0-0	0	0	0	0	0	0	0	0	.000	0	0	0	0	.000	0	0	0-0	4	16	3	.870

Year	era	w-l	app	gs	cg	sho	sv	ip	h	r	er	bb	so	2b	3b	hr	bf	bavg	wp	hbp	bk	sfa	sha
2013	4.76	4-4	26	7	0	0/1	2	51.0	59	32	27	9	32	13	2	1	220	.296	3	3	0	4	5
2015	3.89	3-1	24	2	0	0/3	1	41.2	40	24	18	20	29	6	0	2	192	.255	5	5	1	2	8
2016	4.70	2-2	21	4	0	0/1	0	30.2	36	16	16	7	15	5	2	3	133	.300	0	2	0	3	1
TOTAL	4.45	9-7	71	13	0	0/5	3	123.1	135	72	61	36	76	24	4	6	545	.284	8	10	1	9	14



## #31 NATE MATHESON • So. • LHP • 6-3 • 225 • L/L • Hampton, Va. • Kecoughtan

**PERSONAL:** Son of Mike Matheson and Christi Wallace ... Has one brother, Michael and one sister, Brittney ... Majoring in criminal justice ... Interested in law enforcement ... Graduated high school with honors ... DECA club member ... Favorite pro athlete: Clayton Kershaw ... Favorite pro team: Boston Red Sox ... Favorite food: Ham and cheese sub ... Dream travel Spot: Australia.

**2015:** 11 appearances with five starts ... Picked up wins vs. UAB and VMI ... Fanned five in four innings vs. Liberty.

### MISCELLANEOUS

#### 2016 Season Highs

IP (S)	---
IP (R)	1.0 vs VMI
K	2 three times
BB	3 vs Princeton
NP	24 vs Rutgers
H Allowed (S)	---
H Allowed (R)	2 two times
HR Allowed	---
Runs Allowed (S)	---
Runs Allowed (R)	4 vs Princeton
ER Allowed (S)	---
ER Allowed (R)	4 vs Princeton

#### 2016 Breakdown

Opp. Avg.	.389
vs. Left	.800
vs. Right	.231
WHIP	4.36
K/IP	5/3.2

#### Career Highs

IP (S)	4.0 three times
IP (R)	2.2 vs Rutgers (3.1.2015)
K	5 at Liberty (3.31.2015)
BB	4 two times
NP	82 vs VMI (3.18.2015)
H Allowed (S)	8 at Liberty (3.31.2015)
H Allowed (R)	4 vs Rutgers (3.1.2015)
HR Allowed	2 at Liberty (3.31.2015)
Runs Allowed (S)	7 at Liberty (3.31.2015)
Runs Allowed (R)	4 vs Princeton (3.16.2016)
ER Allowed (S)	7 at Liberty (3.31.2015)
ER Allowed (R)	4 vs Princeton (3.16.2016)

### 2016 GAME-BY-GAME STATS

#### 2016 ODU Baseball Individual Game-by-Game for Old Dominion (as of May 10, 2016)

##### #31 Nate Matheson - 1 game (All games)

Date	Opponent	Pos	AB	R	H	RBI	2B	3B	HR	BB	SB	CS	HBP	SAC	SF	GDP	K	PO	A	E	Avg
Feb 23	NORFOLK STATE	p	0	0	0	0	0	0	0	0	0	0	0	0	0	0	0	0	0	1	.000
Totals		0gs	0	0	0	0	0	0	0	0	0	0	0	0	0	0	0	0	0	1	.000

On base pct. .000 • Slugging pct. .000

##### #31 Nate Matheson - 8 appearances (All games)

Date	Opponent	GS	IP	H	R	ER	BB	SO	2B	3B	HR	WP	BK	HBP	IBB	Score	W-L	Sv	ERA	NP
Feb 20	vs Kent State		0.1	0	0	0	0	1	0	0	0	0	0	0	0	2-0	0-0	1	0.00	3
Feb 23	NORFOLK STATE		0.2	0	0	0	1	2	0	0	0	0	0	0	0	5-3	0-0	1	0.00	17
Feb 26	MANHATTAN		0.2	1	0	0	0	0	0	0	0	1	0	0	0	6-5	0-0	1	0.00	8
Mar 1	LIBERTY		0.0	1	1	1	1	0	1	0	0	0	1	0	0	7-6	0-0	1	5.40	11
Mar 06	RUTGERS		0.2	2	1	1	2	0	0	0	0	0	0	0	0	2-5	0-0	1	7.71	24
Mar 12	at West Virginia		0.1	0	0	0	1	0	0	0	0	0	1	0	0	5-6	0-0	1	6.75	13
Mar 16	PRINCETON		0.0	2	4	4	3	0	0	0	0	0	0	0	0	10-4	0-0	1	20.25	20
Mar 22	VMI		1.0	1	1	1	1	2	0	0	0	1	0	0	0	8-2	0-0	1	17.18	19
Totals		0	3.2	7	7	7	9	5	1	0	0	2	1	1	0	45-31	0-0	1	17.18	-

### CAREER STATS

Year	avg	gp-gs	ab	r	h	2b	3b	hr	rbi	tb	slg%	bb	hbp	so	gdp	ob%	sf	sh	sb-att	po	a	e	fld%
2015	.000	0-0	0	0	0	0	0	0	0	0	.000	0	0	0	0	.000	0	0	0-0	1	4	0	1.000
2016	.000	0-0	0	0	0	0	0	0	0	0	.000	0	0	0	0	.000	0	0	0-0	0	0	1	.000
TOTAL	.000	0-0	0	0	0	0	0	0	0	0	.000	0	0	0	0	.000	0	0	0-0	1	4	1	.833

Year	era	w-l	app	gs	cg	sho	sv	ip	h	r	er	bb	so	2b	3b	hr	bf	bavg	wp	hbp	bk	sfa	sha
2015	6.28	2-3	11	5	0	0/1	0	28.2	37	22	20	18	17	6	0	4	143	.316	1	4	1	2	2
2016	17.18	0-0	8	0	0	0/1	1	3.2	7	7	7	9	5	1	0	0	28	.389	2	1	1	0	0
TOTAL	7.52	2-3	19	5	0	0/2	1	32.1	44	29	27	27	22	7	0	4	171	.326	3	5	2	2	2





**#32 VICTOR DIAZ • Rsr. • RHP • 6-0 • 195 • R/R • Perth Amboy, N.J. • St. Joseph's**

**PERSONAL:** Victor Diaz Jr. is the son of Victor and Santia Diaz ... Has two sisters, Arlin, and Rosy ... Graduated with a sport management degree in spring of 2015 and is currently taking classes in the Health and Physical Education field ... Selected to the SEC Academic Honor Roll while at Mississippi State ... FCSAA Scholar Athlete selection ... Favorite Food: Chicken Parm ... Favorite Movie: "For the Love of the Game ... Favorite Book Read: "Quiet Strength" by Tony Dungy ... Dream Vacation: Australia.

**2015:** Four strikeouts vs. Canisius ... Six appearances and one start.

**MISCELLANEOUS**

**2016 Season Highs**

IP (S)	6.2 vs Florida Atlantic
IP (R)	3.0 vs App State
K	6 vs Princeton
BB	3 two times
NP	113 vs UAB
H Allowed (S)	11 at FIU
H Allowed (R)	3 vs App State
HR Allowed	1 four times
Runs Allowed (S)	4 vs UAB
Runs Allowed (R)	1 two times
ER Allowed (S)	3 three times
ER Allowed (R)	1 two times

**2016 Breakdown**

Opp. Avg.	.280
vs. Left	.313
vs. Right	.259
WHIP	1.20
K/IP	30/62.2

**Career Highs**

IP (S)	7.0 vs FAU (5.4.2014)
IP (R)	4.1 at Rice (3.8.2014)
K	6 two times
BB	3 three times
NP	113 vs UAB (4.30.2016)
H Allowed (S)	11 at FIU (4.9.2016)
H Allowed (R)	5 two times
HR Allowed	1 11 times
Runs Allowed (S)	4 two times
Runs Allowed (R)	5 vs Rutgers (2.24.2013)
ER Allowed (S)	4 vs ECU (4.13.2014)
ER Allowed (R)	5 vs Rutgers (2.24.2013)

**2016 GAME-BY-GAME STATS**

**2016 ODU Baseball  
Individual Game-by-Game for Old Dominion (as of May 10, 2016)**

**#32 Victor Diaz - 5 games (All games)**

Date	Opponent	Pos	AB	R	H	RBI	2B	3B	HR	BB	SB	CS	HBP	SAC	SF	GDP	K	PO	A	E	Avg		
Mar 1	LIBERTY	*p	0	0	0	0	0	0	0	0	0	0	0	0	0	0	0	0	2	1	0	.000	
Apr 02	FLORIDA ATLANTIC	*p	0	0	0	0	0	0	0	0	0	0	0	0	0	0	0	0	0	2	1	0	.000
Apr 09	at FIU	*p	0	0	0	0	0	0	0	0	0	0	0	0	0	0	0	0	0	1	0	0	.000
Apr 23	at Louisiana Tech	*p	0	0	0	0	0	0	0	0	0	0	0	0	0	0	0	0	0	1	0	0	.000
Apr 30	UAB-1	*p	0	0	0	0	0	0	0	0	0	0	0	0	0	0	0	0	0	1	0	0	.000
Totals		5gs	0	0	0	0	0	0	0	0	0	0	0	0	0	0	0	0	2	6	0	.000	

On base pct. .000 • Slugging pct. .000

**#32 Victor Diaz - 14 appearances (All games)**

Date	Opponent	GS	IP	H	R	ER	BB	SO	2B	3B	HR	WP	BK	HBP	IBB	Score	W-L	Sv	ERA	NP
Feb 21	vs Appalachian State		3.0	3	1	1	1	4	1	0	0	0	0	0	0	12-3	0-0	0	3.00	59
Feb 26	MANHATTAN		1.0	0	0	0	0	0	0	0	0	0	0	0	0	6-5	1-0	0	2.25	15
Mar 1	LIBERTY	*	5.0	7	2	1	0	1	1	0	1	0	0	0	0	7-6	1-0	0	2.00	66
Mar 06	RUTGERS		2.1	1	1	1	3	3	0	0	0	1	1	0	1	2-5	1-1	0	2.38	43
Mar 12	at West Virginia-1	*	3.0	3	1	1	2	0	2	0	0	0	0	0	0	5-4	1-1	0	2.51	45
Mar 16	PRINCETON	*	5.0	2	0	0	0	6	0	0	0	0	0	0	0	10-4	2-1	0	1.86	56
Mar 22	VMI	*	5.0	3	0	0	0	2	0	0	0	0	0	0	0	8-2	3-1	0	1.48	55
Mar 27	at RICE	*	5.0	5	1	1	0	2	0	0	0	1	0	0	0	2-8	3-1	0	1.53	65
Apr 02	FLORIDA ATLANTIC	*	6.2	7	3	3	1	2	1	0	1	1	0	0	0	1-3	3-2	0	2.00	97
Apr 09	at FIU	*	5.0	11	2	2	0	0	1	0	0	0	1	0	0	10-2	4-2	0	2.20	75
Apr 16	UTSA	*	5.1	8	1	1	2	1	0	1	0	0	0	0	0	0-3	4-3	0	2.14	76
Apr 23	at Louisiana Tech	*	6.0	3	1	1	1	3	0	0	1	1	0	1	0	4-2	5-3	0	2.06	79
Apr 30	UAB-1	*	6.1	8	4	3	3	3	1	0	0	3	1	0	0	7-4	6-3	0	2.30	113
May 07	at Charlotte	*	4.0	7	3	3	1	3	0	0	1	1	0	0	0	8-5	6-3	0	2.59	76
Totals		11	62.2	68	20	18	14	30	7	1	4	7	4	1	1	82-56	6-3	0	2.59	-

**CAREER STATS**

Year	avg	gp-gs	ab	r	h	2b	3b	hr	rbi	tb	slg%	bb	hbp	so	gdp	ob%	sf	sh	sb-att	po	a	e	fld%
2013	.000	0-0	0	0	0	0	0	0	0	0	.000	0	0	0	0	.000	0	0	0-0	2	1	1	.750
2014	.000	0-0	0	0	0	0	0	0	0	0	.000	0	0	0	0	.000	0	0	0-0	5	9	0	1.000
2015	.000	0-0	0	0	0	0	0	0	0	0	.000	0	0	0	0	.000	0	0	0-0	0	3	1	.750
2016	.000	0-0	0	0	0	0	0	0	0	0	.000	0	0	0	0	.000	0	0	0-0	2	6	0	1.000
TOTAL	.000	0-0	0	0	0	0	0	0	0	0	.000	0	0	0	0	.000	0	0	0-0	9	19	2	.933

Year	era	w-l	app	gs	cg	sho	sv	ip	h	r	er	bb	so	2b	3b	hr	bf	bavg	wp	hbp	bk	sfa	sha
2013	11.91	1-0	9	0	0	0/0	0	11.1	20	16	15	7	12	8	1	2	64	.377	1	2	1	1	1
2014	3.00	5-2	18	11	1	0/1	0	69.0	72	24	23	13	45	18	0	3	289	.276	2	5	2	2	8
2015	5.28	3-1	6	1	0	0/0	0	15.1	20	9	9	3	14	6	0	2	69	.308	2	0	0	1	0
2016	2.59	6-3	14	11	0	0/0	0	62.2	68	20	18	14	30	7	1	4	264	.280	7	1	4	1	5
TOTAL	3.69	15-6	47	23	1	0/1	0	158.1	180	69	65	37	101	39	2	11	686	.289	12	8	7	5	14



**#33 TURNER BISHOP • Jr. • OF • 6-1 • 195 • L/L • Virginia Beach, Va. • Kellam**

**PERSONAL:** Turner Bishop is the son of Eddie and Carolyn Bishop ... He has two brothers, Taylor and Travis and one sister, Darcey ... Majoring in criminal justice.

**2015:** 11 appearances.

**MISCELLANEOUS**

**2016 Season Highs**

At Bats	5 three times
Runs	2 vs FIU
Hits	4 at Charlotte
RBI	4 vs FIU
2B	1 six times
3B	---
HR	1 four times
Walks	1 five times
SB	1 at West Virginia
Putouts	4 vs Florida Atlantic
Assists	---

**Career Highs**

At Bats	5 three times
Runs	2 vs FIU (4.8.2016)
Hits	4 at Charlotte (5.6.2016)
RBI	4 vs FIU (4.8.2016)
2B	1 six times
3B	---
HR	1 four times
Walks	1 five times
SB	1 at WVU (3.12.2015)
Putouts	4 vs FAU (4.2.2016)
Assists	---

**2016 GAME-BY-GAME STATS**

**2016 ODU Baseball  
Individual Game-by-Game for Old Dominion (as of May 10, 2016)**

**#33 Turner Bishop - 40 games (All games)**

Date	Opponent	Pos	AB	R	H	RBI	2B	3B	HR	BB	SB	CS	HBP	SAC	SF	GDP	K	PO	A	E	Avg
Feb 19	vs NC State	*dh	4	0	0	1	0	0	0	0	0	0	0	0	0	0	0	0	0	0	.000
Feb 20	vs Kent State	*dh	1	0	0	0	0	0	0	1	0	0	0	0	0	0	1	0	0	0	.000
Feb 21	vs Appalachian State	dh	0	1	0	0	0	0	0	0	0	0	1	0	0	0	0	0	0	0	.000
Feb 23	NORFOLK STATE	dh	1	0	0	0	0	0	0	0	0	0	0	0	0	0	1	0	0	0	.000
Feb 26	MANHATTAN	*of	3	0	0	0	0	0	0	0	0	0	0	0	0	0	3	1	0	0	.000
Feb 27	VIRGINIA TECH	ph/of	1	0	0	0	0	0	0	0	0	0	0	0	0	0	0	0	0	0	.000
Feb 28	DELAWARE	*dh	4	0	1	0	1	0	0	1	0	0	0	0	0	0	1	0	0	0	.071
Mar 1	LIBERTY	ph	1	0	1	2	0	0	0	0	0	0	0	0	0	0	0	0	0	0	.133
Mar 05	RUTGERS-2	*dh	5	1	1	0	1	0	0	0	0	0	0	0	0	0	1	0	0	0	.150
Mar 06	RUTGERS	*dh	4	0	0	0	0	0	0	0	0	0	0	0	0	0	0	0	0	0	.125
Mar 11	at West Virginia	*of	3	0	1	1	0	0	0	0	0	0	0	0	0	0	1	0	0	0	.148
Mar 12	at West Virginia-1	*of	3	0	1	0	0	0	0	0	0	0	0	0	0	0	1	2	0	0	.167
Mar 12	at West Virginia	*of	2	0	0	0	0	0	0	0	1	0	0	0	0	0	0	0	0	0	.156
Mar 15	PRINCETON	*of	2	0	0	0	0	0	0	0	0	0	0	0	0	0	0	0	0	0	.147
Mar 18	WESTERN KENTUCK	ph	1	0	1	0	0	0	0	0	0	0	0	0	0	0	0	0	0	0	.171
Mar 18	WESTERN KENTUCK	*dh	3	1	1	0	0	0	0	0	0	0	0	0	0	0	2	0	0	0	.184
Mar 19	WESTERN KENTUCK	ph/dh	1	1	1	0	0	0	0	0	0	0	0	0	0	0	0	0	0	0	.205
Mar 22	VMI	*dh	3	1	1	1	0	0	0	0	0	0	0	0	0	0	1	0	0	0	.214
Mar 23	VMI	ph	1	1	1	1	0	0	1	0	0	0	0	0	0	0	0	0	0	0	.233
Mar 25	at RICE	*dh	3	1	1	0	0	0	0	0	0	0	0	0	0	0	1	0	0	0	.239
Mar 26	at RICE	ph	1	0	0	0	0	0	0	0	0	0	0	0	0	0	0	0	0	0	.234
Mar 27	at RICE	*dh	2	1	1	0	0	0	0	1	0	0	0	0	0	0	1	0	0	0	.245
Apr 1	FLORIDA ATLANTIC	ph	1	0	1	0	0	0	0	0	0	0	0	0	0	0	0	0	0	0	.260
Apr 02	FLORIDA ATLANTIC	*of	4	0	0	0	0	0	0	0	0	0	0	0	0	0	1	4	0	0	.241
Apr 06	WILLIAM & MARY	*dh	3	1	1	2	1	0	0	0	0	0	0	0	0	0	2	0	0	0	.246
Apr 08	at FIU	*dh	5	2	3	4	0	0	1	0	0	0	0	0	0	0	0	0	0	0	.274
Apr 09	at FIU	*dh	5	0	0	0	0	0	0	0	0	0	0	0	0	0	2	0	0	0	.254
Apr 10	at FIU	*dh	4	0	1	0	0	0	0	0	0	0	0	0	0	0	2	2	0	0	.254
Apr 15	UTSA	*dh	4	0	1	0	0	0	0	0	0	0	0	0	0	0	1	0	0	0	.253
Apr 17	UTSA	*of	3	0	0	0	0	0	0	0	0	0	0	0	0	0	3	0	0	0	.244
Apr 19	at VMI	*of	4	1	1	0	1	0	0	0	0	0	0	0	0	0	0	0	0	0	.244
Apr 22	at Louisiana Tech	*dh	4	1	2	1	0	0	1	0	0	0	0	0	0	0	2	0	0	0	.256
Apr 23	at Louisiana Tech	*of	3	0	0	0	0	0	0	1	0	0	0	0	0	0	0	2	0	0	.247
Apr 24	at Louisiana Tech	*of	2	0	0	0	0	0	0	0	0	0	0	0	0	0	1	1	0	0	.242
Apr 26	VIRGINIA	*dh	3	0	1	0	0	0	0	0	0	0	0	0	0	0	0	0	0	0	.245
Apr 29	UAB	*of	2	0	0	0	0	0	0	0	0	0	0	0	0	0	0	2	0	0	.240
Apr 30	UAB-2	*of	3	0	1	0	0	0	0	0	0	0	0	0	0	0	0	0	0	0	.242
May 06	at Charlotte	*of	4	1	4	2	1	0	1	0	0	0	0	0	0	0	0	0	0	0	.272
May 07	at Charlotte	*of	3	1	2	1	1	0	0	1	0	0	0	0	0	0	1	3	0	0	.283
May 08	at Charlotte	*of	4	0	0	0	0	0	0	0	0	0	0	0	0	1	1	2	0	0	.273
Totals			31gs	110	15	30	16	6	4	5	1	0	1	0	0	1	30	19	0	0	.273

On base pct. .310 • Slugging pct. .436

**CAREER STATS**

Year	avg	gp-gs	ab	r	h	2b	3b	hr	rbi	tb	slg%	bb	hbp	so	gdp	ob%	sf	sh	sb-att	po	a	e	fld%
2014	.000	0-0	0	0	0	0	0	0	0	0	.000	0	0	0	0	.000	0	0	0-0	0	1	0	1.000
2015	.000	1-1	3	0	0	0	0	0	0	0	.000	0	0	0	0	.000	0	0	0-0	0	2	1	.667
2016	.273	40-31	110	15	30	6	0	4	16	48	.436	5	1	30	1	.310	0	0	1-1	19	0	0	1.000
TOTAL	.265	41-32	113	15	30	6	0	4	16	48	.425	5	1	30	1	.303	0	0	1-1	19	3	1	.957

Year	era	w-l	app	gs	cg	sho	sv	ip	h	r	er	bb	so	2b	3b	hr	bf	bavg	wp	hbp	bk	sfa	sha
2014	2.95	3-1	16	0	0	0/1	0	18.1	9	6	6	14	8	0	0	0	83	.145	0	6	2	1	0
2015	7.11	0-0	11	0	0	0/0	0	12.2	17	11	10	12	8	4	0	2	68	.327	4	1	1	1	2
TOTAL	4.65	3-1	27	0	0	0/1	0	31.0	26	17	16	26	16	4	0	2	151	.228	4	7	3	2	2



**#34 SAM SINNEN • Jr. • RHP • 5-11 • 205 • R/R • Virginia Beach, Va. • Kellam**

**PERSONAL:** Sam Sinnen is the son of Matthew and Tina Sinnen ... He has three brothers, Brooks, his twin Kurt and Turner ... Majoring in management ... Interested in real estate.

**2015:** Second Team All-C-USA selection ... Team leader in wins with six and 53 strikeouts in 66.2 innings ... Three saves ... 3-2 in C-USA games ... Opponents hit .244 ... Fanned three in 1.2 innings vs. Penn ... Did not allow an earned run in his first six appearances this year.

**MISCELLANEOUS**

**2016 Season Highs**

IP (S)	6.1 vs UAB
IP (R)	3.2 vs UTSA
K	6 three times
BB	5 vs UAB
NP	113 vs UAB
H Allowed (S)	7 two times
H Allowed (R)	2 two times
HR Allowed	1 three times
Runs Allowed (S)	7 vs FIU
Runs Allowed (R)	1 at LA Tech
ER Allowed (S)	5 three times
ER Allowed (R)	1 at LA Tech

**2016 Breakdown**

Opp. Avg.	.234
vs. Left	.259
vs. Right	.219
WHIP	1.14
K/IP	45/59.2

**Career Highs**

IP (S)	7.0 four times
IP (R)	3.2 vs UTSA (4.15.2016)
K	8 vs FIU (5.2.2015)
BB	5 vs UAB (4.29.2016)
NP	113 vs UAB (4.29.2016)
H Allowed (S)	7 three times
H Allowed (R)	7 at WKU (3.15.2015)
HR Allowed	1 four times
Runs Allowed (S)	7 vs FIU (4.8.2016)
Runs Allowed (R)	5 at WKU (3.15.2015)
ER Allowed (S)	5 four times
ER Allowed (R)	5 at WKU (3.15.2015)

**2016 GAME-BY-GAME STATS**

**2016 ODU Baseball  
Individual Game-by-Game for Old Dominion (as of May 10, 2016)**

**#34 Sam Sinnen - 8 games (All games)**

Date	Opponent	Pos	AB	R	H	RBI	2B	3B	HR	BB	SB	CS	HBP	SAC	SF	GDP	K	PO	A	E	Avg
Feb 19	vs NC State	*p	0	0	0	0	0	0	0	0	0	0	0	0	0	0	0	1	2	0	.000
Feb 26	MANHATTAN	*p	0	0	0	0	0	0	0	0	0	0	0	0	0	0	0	0	2	0	.000
Mar 05	RUTGERS-1	*p	0	0	0	0	0	0	0	0	0	0	0	0	0	0	0	1	1	0	.000
Mar 18	WESTERN KENTUCK	*p	0	0	0	0	0	0	0	0	0	0	0	0	0	0	0	2	0	0	.000
Apr 15	UTSA	p	0	0	0	0	0	0	0	0	0	0	0	0	0	0	0	0	2	0	.000
Apr 23	at Louisiana Tech	p	0	0	0	0	0	0	0	0	0	0	0	0	0	0	0	0	0	1	.000
Apr 29	UAB	*p	0	0	0	0	0	0	0	0	0	0	0	0	0	0	0	0	0	1	.000
May 06	at Charlotte	*p	0	0	0	0	0	0	0	0	0	0	0	0	0	0	0	0	1	0	.000
Totals		6gs	0	0	0	0	0	0	0	0	0	0	0	0	0	0	0	4	8	2	.000

On base pct. .000 • Slugging pct. .000

**#34 Sam Sinnen - 13 appearances (All games)**


Date	Opponent	GS	IP	H	R	ER	BB	SO	2B	3B	HR	WP	BK	HBP	IBB	Score	W-L	Sv	ERA	NP
Feb 19	vs NC State	*	5.0	2	0	0	2	3	0	0	0	0	0	0	0	5-0	1-0	0	0.00	59
Feb 26	MANHATTAN	*	5.0	4	2	1	2	4	2	0	0	1	0	1	0	6-5	1-0	0	0.90	74
Mar 05	RUTGERS-1	*	6.0	2	0	0	0	4	1	0	0	0	0	1	0	4-2	1-0	0	0.56	88
Mar 11	at West Virginia	*	5.1	4	2	1	1	3	2	0	0	0	1	0	0	3-4	1-0	0	0.84	77
Mar 18	WESTERN KENTUCK	*	5.0	6	3	3	0	6	1	0	0	0	1	0	0	8-3	2-0	0	1.71	91
Mar 25	at RICE	*	5.1	6	2	2	0	2	0	0	0	0	0	0	0	1-3	2-1	0	1.99	65
Apr 1	FLORIDA ATLANTIC	*	5.0	7	5	5	3	6	1	0	0	0	1	0	0	7-10	2-1	0	2.95	91
Apr 08	at FIU	*	3.1	6	7	5	3	2	1	0	0	0	0	0	0	12-11	2-1	0	3.83	78
Apr 15	UTSA	*	3.2	1	0	0	1	4	0	0	0	0	0	0	0	5-2	3-1	0	3.50	59
Apr 19	at VMI	*	1.2	2	0	0	1	1	1	0	0	0	0	0	0	6-8	3-1	0	3.38	28
Apr 23	at Louisiana Tech	*	3.0	2	1	1	0	0	0	0	1	0	0	0	0	4-2	3-1	1	3.35	39
Apr 29	UAB	*	6.1	3	2	2	5	6	0	1	1	1	0	0	0	6-3	4-1	1	3.29	113
May 06	at Charlotte	*	5.0	7	5	5	2	4	0	0	1	0	0	0	0	8-6	5-1	1	3.77	89
Totals		10	59.2	52	29	25	20	45	9	1	3	2	1	4	0	75-59	5-1	1	3.77	-

**CAREER STATS**

Year	avg	gp-gs	ab	r	h	2b	3b	hr	rbi	tb	slg%	bb	hbp	so	gdp	ob%	sf	sh	sb-att	po	a	e	fld%
2014	.000	0-0	0	0	0	0	0	0	0	0	.000	0	0	0	0	.000	0	0	0-0	1	3	0	1.000
2015	.000	0-0	0	0	0	0	0	0	0	0	.000	0	0	0	0	.000	0	0	0-0	7	4	0	1.000
2016	.000	0-0	0	0	0	0	0	0	0	0	.000	0	0	0	0	.000	0	0	0-0	4	8	2	.857
TOTAL	.000	0-0	0	0	0	0	0	0	0	0	.000	0	0	0	0	.000	0	0	0-0	12	15	2	.931

Year	era	w-l	app	gs	cg	sho	sv	ip	h	r	er	bb	so	2b	3b	hr	bf	bavg	wp	hbp	bk	sfa	sha
2014	2.22	1-0	16	1	0	0/1	0	24.1	19	10	6	13	14	5	0	1	106	.218	1	2	0	1	3
2015	2.84	6-3	21	7	0	0/3	3	66.2	63	26	21	15	53	16	1	1	278	.244	3	1	0	2	2
2016	3.77	5-1	13	10	0	0/1	1	59.2	52	29	25	20	45	9	1	3	254	.234	2	4	1	2	6
TOTAL	3.11	12-4	50	18	0	0/5	4	150.2	134	65	52	48	112	30	2	5	638	.236	6	7	1	5	11



**#40 ADAM BAINBRIDGE • Jr. • LHP • 6-3 • 190 • L/L • Sinking Spring, Pa. • Wilson**

**PERSONAL:** Adam Bainbridge is the son of Rich and Lynne Bainbridge ... He has two brothers, Andrew and Matt and one sister, Emily ... Majoring in finance.

**2015:** Team best ERA at 2.39 ... Two saves ... Complete game victory over Marshall ... Fanned career high six vs. Marshall ... Opponents hit .215 ... 4-1 with a 2.57 ERA in C-USA games.

**MISCELLANEOUS**

**2016 Season Highs**

IP (S)	5.0 four times
IP (R)	2.2 vs Florida Atlantic
K	4 at West Virginia
BB	4 vs WKU
NP	83 at West Virginia
H Allowed (S)	9 two times
H Allowed (R)	3 vs Florida Atlantic
HR Allowed	2 at Charlotte
Runs Allowed (S)	5 three times
Runs Allowed (R)	2 vs Florida Atlantic
ER Allowed (S)	5 three times
ER Allowed (R)	2 vs Florida Atlantic

**2016 Breakdown**

Opp. Avg.	.353
vs. Left	.396
vs. Right	.336
WHIP	1.77
K/IP	19/46.1

**Career Highs**

IP (S)	9.0 vs Marshall (4.19.2015)
IP (R)	2.2 two times
K	6 vs Marshall (4.19.2015)
BB	4 vs WKU (3.18.2016)
NP	111 vs Marshall (4.19.2015)
H Allowed (S)	9 two times
H Allowed (R)	3 three times
HR Allowed	2 at Charlotte (5.8.2016)
Runs Allowed (S)	5 three times
Runs Allowed (R)	2 four times
ER Allowed (S)	5 three times
ER Allowed (R)	2 two times

**2016 GAME-BY-GAME STATS**

**2016 ODU Baseball  
Individual Game-by-Game for Old Dominion (as of May 10, 2016)**

**#40 Adam Bainbridge - 9 games (All games)**

Date	Opponent	Pos	AB	R	H	RBI	2B	3B	HR	BB	SB	CS	HBP	SAC	SF	GDP	K	PO	A	E	Avg
Feb 21	vs Appalachian State	*p	0	0	0	0	0	0	0	0	0	0	0	0	0	0	0	1	1	0	.000
Mar 06	RUTGERS	*p	0	0	0	0	0	0	0	0	0	0	0	0	0	0	0	0	2	0	.000
Mar 18	WESTERN KENTUCK	*p	0	0	0	0	0	0	0	0	0	0	0	0	0	0	0	0	2	0	.000
Mar 26	at RICE	*p	0	0	0	0	0	0	0	0	0	0	0	0	0	0	0	1	1	0	.000
Mar 30	at Virginia	*p	0	0	0	0	0	0	0	0	0	0	0	0	0	0	0	1	1	0	.000
Apr 03	FLORIDA ATLANTIC	p	0	0	0	0	0	0	0	0	0	0	0	0	0	0	0	0	1	0	.000
Apr 10	at FIU	*p	0	0	0	0	0	0	0	0	0	0	0	0	0	0	0	1	4	0	.000
Apr 17	UTSA	*p	0	0	0	0	0	0	0	0	0	0	0	0	0	0	0	0	2	0	.000
May 08	at Charlotte	*p	0	0	0	0	0	0	0	0	0	0	0	0	0	0	0	0	3	0	.000
Totals		8gs	0	0	0	0	0	0	0	0	0	0	0	0	0	0	0	4	17	0	.000

On base pct. .000 • Slugging pct. .000

**#40 Adam Bainbridge - 12 appearances (All games)**

Date	Opponent	GS	IP	H	R	ER	BB	SO	2B	3B	HR	WP	BK	HBP	IBB	Score	W-L	Sv	ERA	NP
Feb 21	vs Appalachian State	*	5.0	5	1	1	1	1	1	0	0	0	0	0	0	12-3	1-0	0	1.80	61
Feb 28	DELAWARE	*	4.2	6	2	2	0	0	0	1	1	0	0	2	0	10-4	1-0	0	2.79	60
Mar 06	RUTGERS	*	5.0	5	2	2	1	1	0	0	0	0	1	0	0	2-5	1-0	0	3.07	66
Mar 12	at West Virginia	*	5.0	9	3	2	1	4	3	0	0	0	0	0	0	5-6	1-0	0	3.20	83
Mar 18	WESTERN KENTUCK	*	4.0	7	2	2	4	3	2	0	0	0	0	0	0	4-2	1-0	0	3.42	76
Mar 26	at RICE	*	2.2	5	5	5	2	1	2	0	1	0	0	0	0	2-6	1-1	0	4.78	55
Mar 30	at Virginia	*	2.2	4	2	2	1	2	1	0	0	1	0	0	0	5-4	1-1	0	4.97	43
Apr 03	FLORIDA ATLANTIC	*	2.2	3	2	2	2	0	1	0	0	0	0	0	0	0-11	1-1	0	5.12	32
Apr 10	at FIU	*	5.0	3	0	0	3	3	0	0	0	0	0	0	0	11-1	2-1	0	4.42	77
Apr 17	UTSA	*	3.1	4	4	1	1	2	0	0	0	0	0	0	0	2-7	2-2	0	4.28	56
Apr 24	at Louisiana Tech	*	2.1	7	5	5	1	1	1	1	0	0	0	0	0	0-12	2-3	0	5.10	53
May 08	at Charlotte	*	4.1	9	5	5	0	1	1	0	2	0	0	0	0	2-5	2-4	0	5.59	65
Totals		11	46.2	67	33	29	17	19	12	2	4	1	0	3	0	55-66	2-4	0	5.59	-

**CAREER STATS**

Year	avg	gp-gs	ab	r	h	2b	3b	hr	rbi	tb	slg%	bb	hbp	so	gdp	ob%	sf	sh	sb-att	po	a	e	fld%
2015	.000	0-0	0	0	0	0	0	0	0	0	.000	0	0	0	0	.000	0	0	0-0	2	9	0	1.000
2016	.000	0-0	0	0	0	0	0	0	0	0	.000	0	0	0	0	.000	0	0	0-0	4	17	0	1.000
TOTAL	.000	0-0	0	0	0	0	0	0	0	0	.000	0	0	0	0	.000	0	0	0-0	6	26	0	1.000

Year	era	w-l	app	gs	cg	sho	sv	ip	h	r	er	bb	so	2b	3b	hr	bf	bavg	wp	hbp	bk	sfa	sha
2014	0.00	0-0	9	0	0	0/0	0	6.1	5	0	0	3	5	0	0	0	27	.208	0	0	0	0	0
2015	2.39	4-1	21	8	1	0/2	2	67.2	52	21	18	14	33	9	1	1	265	.215	3	3	0	1	5
2016	5.59	2-4	12	11	0	0/0	0	46.2	67	33	29	17	19	12	2	4	218	.353	1	3	0	2	6
TOTAL	3.51	6-5	42	19	1	0/2	2	120.2	124	54	47	34	57	21	3	5	510	.272	4	6	0	3	11



## #42 JOEY BENITEZ • Jr. • LHP • 6-1 • 185 • L/L • Crofton, Md. • Archbishop Spalding

**PERSONAL:** Joseph Benitez is the son of Rick and Lisa Benitez and he has one brother, Nick ... Volunteered his time with Happy Helpers and Sarah's House ... Majoring in psychology ... Battled and defeated papillary thyroid cancer and had surgery to remove his thyroid, plus 24 lymph nodes.

**2015:** 18 appearances ... Eight starts ... Picked up save vs. W&M ... Fanned four in a game vs. Rice and ECU.

### MISCELLANEOUS

#### 2016 Season Highs

IP (S)	5.0 vs Norfolk State
IP (R)	5.1 at LA Tech
K	5 at LA Tech
BB	3 three times
NP	92 at LA Tech
H Allowed (S)	5 two times
H Allowed (R)	6 at LA Tech
HR Allowed	1 vs Liberty
Runs Allowed (S)	3 vs UAB
Runs Allowed (R)	3 three times
ER Allowed (S)	2 vs Norfolk State
ER Allowed (R)	3 three times

#### 2016 Breakdown

Opp. Avg.	.297
vs. Left	.231
vs. Right	.323
WHIP	1.59
K/IP	22/36.2

#### Career Highs

IP (S)	6.0 vs ECU (4.15.2015)
IP (R)	5.1 at LA Tech (4.22.2016)
K	5 at LA Tech (4.22.2016)
BB	3 two times
NP	92 at LA Tech (4.22.2016)
H Allowed (S)	9 vs Rice (3.21.2015)
H Allowed (R)	6 at LA Tech (4.22.2016)
HR Allowed	1 six times
Runs Allowed (S)	6 vs Rice (3.21.2015)
Runs Allowed (R)	5 vs VCU (4.8.2015)
ER Allowed (S)	5 vs Rice (3.21.2015)
ER Allowed (R)	4 times

### 2016 GAME-BY-GAME STATS

#### 2016 ODU Baseball Individual Game-by-Game for Old Dominion (as of May 10, 2016)

##### #42 Joey Benitez - 10 games (All games)

Date	Opponent	Pos	AB	R	H	RBI	2B	3B	HR	BB	SB	CS	HBP	SAC	SF	GDP	K	PO	A	E	Avg
Feb 23	NORFOLK STATE	*p	0	0	0	0	0	0	0	0	0	0	0	0	0	0	0	0	2	0	.000
Feb 27	VIRGINIA TECH	p	0	0	0	0	0	0	0	0	0	0	0	0	0	0	0	1	0	0	.000
Mar 05	RUTGERS-2	p	0	0	0	0	0	0	0	0	0	0	0	0	0	0	0	0	1	0	.000
Mar 15	PRINCETON	p	0	0	0	0	0	0	0	0	0	0	0	0	0	0	0	0	1	0	.000
Mar 23	VMI	*p	0	0	0	0	0	0	0	0	0	0	0	0	0	0	0	0	2	0	.000
Apr 06	WILLIAM & MARY	p	0	0	0	0	0	0	0	0	0	0	0	0	0	0	0	0	2	0	.000
Apr 17	UTSA	p	0	0	0	0	0	0	0	0	0	0	0	0	0	0	0	0	1	0	.000
Apr 22	at Louisiana Tech	p	0	0	0	0	0	0	0	0	0	0	0	0	0	0	0	0	1	0	.000
Apr 30	UAB-2	*p	0	0	0	0	0	0	0	0	0	0	0	0	0	0	0	1	0	1	.000
May 08	at Charlotte	p	0	0	0	0	0	0	0	0	0	0	0	0	0	0	0	1	0	0	.000
Totals		3gs	0	0	0	0	0	0	0	0	0	0	0	0	0	0	0	3	10	1	.000

On base pct. .000 • Slugging pct. .000

##### #42 Joey Benitez - 16 appearances (All games)

Date	Opponent	GS	IP	H	R	ER	BB	SO	2B	3B	HR	WP	BK	HBP	IBB	Score	W-L	Sv	ERA	NP
Feb 23	NORFOLK STATE	*	4.0	5	2	2	3	2	1	0	0	0	0	0	0	5-3	1-0	0	4.50	69
Feb 27	VIRGINIA TECH		2.0	2	3	3	1	3	1	0	0	1	0	1	0	1-22	1-0	0	7.50	33
Mar 1	LIBERTY		1.0	1	1	1	0	1	0	0	1	0	0	1	0	7-6	1-0	0	7.71	18
Mar 05	RUTGERS-2		2.0	4	3	3	1	0	0	0	0	0	0	1	0	7-4	1-0	0	9.00	41
Mar 12	at West Virginia-1		0.2	1	0	0	2	0	0	0	0	0	0	0	0	5-4	1-0	0	8.38	21
Mar 15	PRINCETON		3.0	4	1	1	0	1	0	0	0	1	0	0	0	7-6	1-0	0	7.11	37
Mar 19	WESTERN KENTUCK		1.0	0	0	0	1	0	0	0	0	0	0	0	0	12-8	1-0	0	6.59	9
Mar 23	VMI	*	5.0	4	1	1	0	3	1	0	0	0	0	0	0	6-5	1-0	0	5.30	50
Mar 27	at RICE		0.2	2	0	0	0	0	0	0	0	0	0	0	0	2-8	1-0	0	5.12	6
Apr 02	FLORIDA ATLANTIC		0.1	1	0	0	0	1	1	0	0	0	0	0	0	1-3	1-0	0	5.03	7
Apr 06	WILLIAM & MARY		1.0	2	0	0	0	0	0	0	0	0	0	0	0	7-1	1-0	0	4.79	18
Apr 17	UTSA		3.0	2	0	0	1	2	0	0	0	0	0	0	0	2-7	1-0	0	4.18	29
Apr 22	at Louisiana Tech		5.1	6	3	3	3	5	3	1	0	0	0	1	0	4-11	1-0	0	4.34	92
Apr 26	VIRGINIA	*	3.0	2	1	1	3	1	0	0	0	0	0	0	0	4-8	1-0	0	4.22	50
Apr 30	UAB-2	*	4.0	5	3	1	2	3	1	0	0	0	0	0	0	3-6	1-0	0	4.00	52
May 08	at Charlotte		0.2	0	0	0	0	0	0	0	0	0	0	0	0	2-5	1-0	0	3.93	6
Totals		4	36.2	41	18	16	17	22	8	1	1	2	0	4	0	75-107	1-0	0	3.93	-

### CAREER STATS

Year	avg	gp-gs	ab	r	h	2b	3b	hr	rbi	tb	slg%	bb	hbp	so	gdp	ob%	sf	sh	sb-att	po	a	e	fld%
2014	.000	0-0	0	0	0	0	0	0	0	0	.000	0	0	0	0	.000	0	0	0-0	0	3	0	1.000
2015	.000	0-0	0	0	0	0	0	0	0	0	.000	0	0	0	0	.000	0	0	0-0	1	8	0	1.000
2016	.000	0-0	0	0	0	0	0	0	0	0	.000	0	0	0	0	.000	0	0	0-0	3	10	1	.929
TOTAL	.000	0-0	0	0	0	0	0	0	0	0	.000	0	0	0	0	.000	0	0	0-0	4	21	1	.962

Year	era	w-l	app	gs	cg	sho	sv	ip	h	r	er	bb	so	2b	3b	hr	bf	bavg	wp	hbp	bk	sfa	sha
2014	3.00	1-1	10	0	0	0/0	0	12.0	12	5	4	4	7	3	0	1	50	.267	2	0	0	0	1
2015	5.54	1-2	18	8	0	0/1	1	50.1	75	34	31	11	27	9	2	4	233	.357	1	4	0	4	4
2016	3.93	1-0	16	4	0	0/0	0	36.2	41	18	16	17	22	8	1	1	164	.297	2	4	0	0	5
TOTAL	4.64	3-3	44	12	0	0/1	1	99.0	128	57	51	32	56	20	3	6	447	.326	5	8	0	4	10



**#29 EVAN BAER • Fr. • INF • 6-1 • 200 • R/R • Virginia Beach, Va. • Princess Anne**

- Member of the Princess Anne High School baseball team that won the 2015 Conference Championship and advanced to the Regional Tournament quarterfinals, marking the first regional appearance for Princess Anne in 10 years
- Recorded a batting average of .410 as a senior
- Named First Team All-Atlantic Conference, Second Team All-Tidewater and Co-Conference Player of the year over his career.

**#37 NEIL RING • Fr. • C • 5-10 • 195 • R/R • Appomattox, Va. • Blair Academy**

- Named All-Prep A and All-MAPL in 2015
- Helped lead the team to a New Jersey State Prep A Championship two times (2014 & 2015)
- Played in the Triple Crown Richmond All-Star game in 2014
- Batted .400 as a senior
- Also played football at Blair Academy and was named All-Prep in 2014

**#43 ISAIAH NELSON • Fr. • LHP • 5-11 • 170 • L/L • Norfolk, Va. • Norfolk Academy**

- Named First Team All-TCIS in 2013
- Also earned First Team All-TCIS and First Team All-State honors in 2014
- Helped lead Norfolk Academy to a TCIS Championship in 2014

**#44 DREW MOYER • Fr. • RHP • 6-6 • 200 • R/R • Newport News, Va. • Woodside**

- Member of the Woodside High School baseball team that made an appearance in the 2015 Regional Tournament
- Went 8-2 overall with a 1.9 ERA in 2015
- Named First Team 6A All-Region as a junior and senior
- Also earned First Team All-TCIS as a sophomore and junior and Second Team All-TCIS as an eighth grader playing on varsity at Hampton Roads Academy.

**#45 JACK JETT • Fr. • RHP • 6-4 • 205 • R/R • Reedville, Va. • Northumberland**

- Starting pitcher on the 2014 State Champion Northumberland High School baseball team
- Went 8-2 on the mound with a 2.8 ERA and recorded a .546 batting average to earn First Team All-Conference, Region, and State at second base
- Named to the All-Conference, All-Region and All-State team as a designated hitter as a senior
- All-Academic team all four years of high school and was a member of the Beta Club and the Peer Leaders Association



## 2016 ODU Baseball Overall Statistics for Old Dominion (as of May 08, 2016) (All games Sorted by Batting avg)

Record: 29-18 Home: 17-9 Away: 9-9 Neutral: 3-0 C-USA: 12-12

Player	avg	gp-gs	ab	r	h	2b	3b	hr	rbi	tb	slg%	bb	hp	so	gdp	ob%	sf	sh	sb-att	po	a	e	fld%
Connor Myers	.323	47-47	186	39	60	15	0	5	32	90	.484	21	3	39	1	.391	5	3	15-19	119	3	5	.96
Zach Rutherford	.321	47-47	187	32	60	6	3	1	23	75	.401	17	5	31	2	.389	2	8	11-13	66	178	12	.91
Nick Walker	.275	47-47	171	35	47	10	3	0	30	63	.368	37	4	31	4	.406	5	1	18-22	101	5	1	.99
Kurt Sinnen	.273	46-42	154	14	42	9	1	2	24	59	.383	25	2	17	5	.375	3	4	3-3	248	18	3	.98
Turner Bishop	.273	40-31	110	15	30	6	0	4	16	48	.436	5	1	30	1	.310	0	0	1-1	19	0	0	1.0
Jason McMurray	.266	47-47	173	24	46	12	2	1	27	65	.376	18	2	32	2	.337	3	3	5-7	118	123	5	.98
Will Morgan	.241	24-14	54	5	13	3	1	0	6	18	.333	6	0	11	2	.317	0	1	2-3	11	0	2	.84
Chris Livers	.238	27-14	63	7	15	3	0	0	7	18	.286	6	0	11	0	.300	1	2	1-1	100	6	1	.99
Nick Lustrino	.236	44-38	140	20	33	4	0	0	10	37	.264	21	4	10	3	.352	0	6	3-6	23	68	6	.91
Justin Hayes	.224	44-26	98	19	22	3	1	0	13	27	.276	8	1	24	1	.287	1	3	7-10	43	4	2	.91
Kyle Beam	.207	30-26	87	14	18	3	1	3	18	32	.368	13	3	29	3	.324	2	0	0-0	79	16	2	.91
Seth Woodard	.154	19-16	39	8	6	1	1	3	6	18	.462	6	5	13	1	.340	0	0	1-1	16	13	1	.96
Grey Finwood	.138	41-28	80	7	11	1	0	0	4	12	.150	9	6	31	2	.271	1	3	2-2	274	13	3	.99
Darius Gillus	.100	13-0	10	0	1	0	0	0	2	1	.100	1	0	4	1	.182	0	0	0-0	13	1	1	.91
Bryce Windham	.000	18-0	5	5	0	0	0	0	0	0	.000	1	0	2	0	.167	0	1	1-1	0	5	1	.81
Cory Alexander	.000	9-0	1	5	0	0	0	0	0	0	.000	0	0	1	0	.000	0	0	0-0	0	0	0	.00
Totals	.259	47	1558	249	404	76	13	19	218	563	.361	194	36	316	28	.350	23	35	70-89	1252	527	56	.9
Opponents	.285	47	1599	241	456	74	9	25	215	623	.390	158	30	279	31	.357	17	48	34-49	1228	454	71	.9

LOB - Team (370), Opp (361). DPs turned - Team (42), Opp (37). CI - Team (2), BEAM, K 1, SINNEN, K 1, Opp (1). IBB - Team (7), MYERS, C 3, LUSTRINO, N 2, WALKER, N 1, RUTHERFORD,Z 1, Opp (3). Picked off - WALKER, N 2, MORGAN, W 2, HAYES, J 1, MYERS, C 1, RUTHERFORD,Z 1.

## (All games Sorted by Earned run avg)

Player	era	w-l	app	gs	cg	sho	sv	ip	h	r	er	bb	so	2b	3b	hr	b/avg	wp	hp	bk	sfa	sf
Victor Diaz	2.59	6-3	14	11	0	0/0	0	62.2	68	20	18	14	30	7	1	4	.280	7	1	4	1	
Grayson Bailey	3.63	2-0	18	0	0	0/0	2	22.1	17	13	9	12	16	3	0	0	.230	7	2	0	1	
Sam Sinnen	3.77	5-1	13	10	0	0/1	1	59.2	52	29	25	20	45	9	1	3	.234	2	4	1	2	
Joey Benitez	3.93	1-0	16	4	0	0/0	0	36.2	41	18	16	17	22	8	1	1	.297	2	4	0	0	
Brett Smith	3.96	1-2	20	4	0	0/1	2	36.1	39	17	16	15	18	3	1	2	.300	0	2	1	3	
Morgan Maguire	4.15	2-0	22	0	0	0/0	3	30.1	27	15	14	10	29	7	1	3	.241	8	4	1	1	
Jake Josephs	4.70	2-2	21	4	0	0/1	0	30.2	36	16	16	7	15	5	2	3	.300	0	2	0	3	
Nick Hartman	5.40	4-4	21	3	0	0/1	6	36.2	38	25	22	13	40	6	0	1	.270	9	0	0	1	
Adam Bainbridge	5.59	2-4	12	11	0	0/0	0	46.2	67	33	29	17	19	12	2	4	.353	1	3	0	2	
Culver Lamb	6.27	3-2	20	0	0	0/1	1	33.0	39	28	23	14	27	8	0	3	.291	3	3	0	0	
Thomas Busbice	7.13	1-0	17	0	0	0/0	0	17.2	23	15	14	7	12	5	0	1	.319	4	2	0	3	
Nate Matheson	17.18	0-0	8	0	0	0/1	1	3.2	7	7	7	9	5	1	0	0	.389	2	1	1	0	
Drew Moyer	45.00	0-0	1	0	0	0/0	0	1.0	2	5	5	3	1	0	0	0	.400	2	2	0	0	
Totals	4.59	29-18	47	47	0	2/2	16	417.1	456	241	213	158	279	74	9	25	.285	47	30	8	17	
Opponents	4.29	18-29	47	47	2	3/2	9	409.1	404	249	195	194	316	76	13	19	.259	36	36	2	23	

PB - Team (8), SINNEN, K 5, LIVERS, C 2, BEAM, K 1, Opp (5). Pickoffs - Team (11), BAINBRIDGE,A 4, LAMB, C 2, JOSEPHS, J 2, SINNEN, S 1, BAILEY, G 1, SMITH, B 1, Opp (7). SBA/ATT - SINNEN, K (14-20), LIVERS, C (12-13), BEAM, K (8-12), HARTMAN, N (7-9), DIAZ, V (3-7), BENITEZ, J (4-7), SINNEN, S (4-5), BAILEY, G (3-4), SMITH, B (3-3), JOSEPHS, J (3-3), MAGUIRE, M (2-3), MATHESON, N (2-2), BUSBICE, T (2-2), LAMB, C (0-2), BAINBRIDGE,A (1-2).

**2016 ODU Baseball**  
**Overall Statistics for Old Dominion (as of May 08, 2016)**  
**(All games Sorted by Fielding pct)**

Player	c	po	a	e	fld%	dp	sba	csb	sba%	pb	ci
Adam Bainbridge	21	4	17	0	1.000	2	1	1	.500	0	0
Turner Bishop	19	19	0	0	1.000	0	0	0	---	0	0
Brett Smith	9	2	7	0	1.000	1	3	0	1.000	0	0
Victor Diaz	8	2	6	0	1.000	0	3	4	.429	0	0
Jake Josephs	8	3	5	0	1.000	0	3	0	1.000	0	0
Thomas Busbice	3	1	2	0	1.000	0	2	0	1.000	0	0
Chris Livers	107	100	6	1	.991	2	12	1	.923	2	0
Nick Walker	107	101	5	1	.991	1	0	0	---	0	0
Grey Finwood	290	274	13	3	.990	26	0	0	---	0	0
Kurt Sinnen	269	248	18	3	.989	12	14	6	.700	5	1
Jason McMurray	246	118	123	5	.980	34	0	0	---	0	0
Kyle Beam	97	79	16	2	.979	1	8	4	.667	1	1
Seth Woodard	30	16	13	1	.967	1	0	0	---	0	0
Connor Myers	127	119	3	5	.961	1	0	0	---	0	0
Justin Hayes	49	43	4	2	.959	0	0	0	---	0	0
Zach Rutherford	256	66	178	12	.953	27	0	0	---	0	0
Nick Lustrino	97	23	68	6	.938	7	0	0	---	0	0
Darius Gillus	15	13	1	1	.933	0	0	0	---	0	0
Joey Benitez	14	3	10	1	.929	1	4	3	.571	0	0
Sam Sinnen	14	4	8	2	.857	0	4	1	.800	0	0
Grayson Bailey	7	0	6	1	.857	0	3	1	.750	0	0
Will Morgan	13	11	0	2	.846	0	0	0	---	0	0
Bryce Windham	6	0	5	1	.833	0	0	0	---	0	0
Nick Hartman	4	1	2	1	.750	0	7	2	.778	0	0
Culver Lamb	11	2	6	3	.727	0	0	2	.000	0	0
Morgan Maguire	7	0	5	2	.714	0	2	1	.667	0	0
Nate Matheson	1	0	0	1	.000	0	2	0	1.000	0	0
Cory Alexander	0	0	0	0	.000	0	0	0	---	0	0
Drew Moyer	0	0	0	0	.000	0	0	0	---	0	0
Totals	1835	1252	527	56	.969	42	34	15	.694	8	2
Opponents	1753	1228	454	71	.959	37	70	19	.787	5	1

### 2016 ODU Baseball Conference statistics for Old Dominion (as of May 08, 2016) (C-USA games only Sorted by Batting avg)

Record: 12-12 Home: 6-6 Away: 6-6 C-USA: 12-12

Player	avg	gp-gs	ab	r	h	2b	3b	hr	rbi	tb	slg%	bb	hp	so	gdp	ob%	sf	sh	sb-att	po	a	e	fld%
Zach Rutherford	.361	24-24	97	16	35	4	2	1	15	46	.474	7	2	17	0	.411	1	4	5-6	27	97	5	.961
Turner Bishop	.323	21-17	62	9	20	2	0	3	8	31	.500	3	0	18	1	.354	0	0	0-0	16	0	0	1.000
Kurt Sinnen	.308	24-22	78	7	24	6	1	1	15	35	.449	11	1	6	4	.391	2	4	1-1	132	9	1	.993
Connor Myers	.305	24-24	95	14	29	7	0	2	20	42	.442	7	1	20	1	.346	4	1	7-7	54	2	4	.933
Jason McMurray	.302	24-24	86	10	26	5	0	0	14	31	.360	9	1	16	1	.371	1	2	2-3	68	59	1	.992
Will Morgan	.267	12-7	30	2	8	2	0	0	2	10	.333	2	0	5	1	.313	0	1	1-1	2	0	1	.667
Darius Gillus	.250	5-0	4	0	1	0	0	0	1	1	.250	0	0	1	1	.250	0	0	0-0	2	0	1	.667
Grey Finwood	.241	19-11	29	2	7	0	0	0	2	7	.241	1	1	10	0	.290	0	3	0-0	116	3	1	.992
Justin Hayes	.227	22-13	44	10	10	3	0	0	3	13	.295	5	0	13	1	.306	0	2	3-4	23	3	1	.963
Nick Walker	.204	24-24	93	23	19	5	0	0	9	24	.258	14	2	18	3	.315	2	0	12-14	46	1	0	1.000
Chris Livers	.200	15-10	40	5	8	1	0	0	3	9	.225	3	0	7	0	.256	0	1	1-1	65	3	1	.986
Nick Lustrino	.191	22-18	68	9	13	2	0	0	3	15	.221	7	1	6	1	.276	0	4	0-1	10	40	1	.980
Kyle Beam	.114	15-13	35	5	4	2	0	0	5	6	.171	8	3	14	2	.319	1	0	0-0	43	7	2	.962
Seth Woodard	.111	9-9	18	3	2	0	1	1	2	7	.389	5	3	9	0	.385	0	0	0-0	5	8	1	.929
Bryce Windham	.000	9-0	1	2	0	0	0	0	0	0	.000	0	0	0	0	.000	0	0	1-1	0	0	0	.000
Cory Alexander	.000	3-0	0	2	0	0	0	0	0	0	.000	0	0	0	0	.000	0	0	0-0	0	0	0	.000
Totals	.264	24	780	119	206	39	4	8	102	277	.355	82	15	160	16	.341	11	22	33-39	618	272	25	.973
Opponents	.306	24	790	134	242	34	7	14	120	332	.420	84	13	129	18	.378	11	34	15-21	618	236	27	.969

LOB - Team (174), Opp (181). DPs turned - Team (23), Opp (20). CI - Team (1), BEAM, K 1, Opp (1). IBB - Team (3), MYERS, C 3, Opp (1). Picked off - MORGAN, W 1, WALKER, N 1.

### (C-USA games only Sorted by Earned run avg)

Player	era	w-l	app	gs	cg	sho	sv	ip	h	r	er	bb	so	2b	3b	hr	b/avg	wp	hp	bk	sfa	sha
Joey Benitez	2.40	0-0	7	1	0	0/0	0	15.0	16	6	4	7	11	5	1	0	.308	0	1	0	0	4
Morgan Maguire	3.07	1-0	9	0	0	0/0	2	14.2	11	5	5	7	13	4	1	1	.212	3	1	0	1	1
Victor Diaz	3.29	3-2	7	7	0	0/0	0	38.1	49	15	14	8	14	3	1	3	.318	6	1	3	0	4
Grayson Bailey	3.38	1-0	8	0	0	0/0	1	10.2	8	7	4	4	9	2	0	0	.235	5	1	0	1	5
Brett Smith	4.95	0-1	10	2	0	0/0	1	20.0	22	11	11	9	6	1	1	2	.306	0	2	0	2	5
Jake Josephs	5.59	1-1	11	0	0	0/0	0	9.2	14	6	6	2	4	1	1	1	.359	0	1	0	1	0
Sam Sinnen	5.65	4-1	8	6	0	0/0	1	36.2	38	25	23	14	30	3	1	3	.271	1	2	0	2	5
Nick Hartman	6.46	0-2	8	2	0	0/0	3	15.1	16	13	11	7	17	2	0	0	.271	4	0	0	1	1
Adam Bainbridge	7.40	1-4	7	6	0	0/0	0	24.1	38	23	20	13	11	7	1	3	.380	0	0	0	1	6
Culver Lamb	8.16	1-1	10	0	0	0/0	0	14.1	19	16	13	9	10	4	0	1	.322	2	3	0	0	1
Thomas Busbice	9.00	0-0	7	0	0	0/0	0	7.0	11	7	7	4	4	2	0	0	.379	0	1	0	2	2
Totals	5.11	12-12	24	24	0	0/0	8	206.0	242	134	117	84	129	34	7	14	.306	21	13	3	11	34
Opponents	4.11	12-12	24	24	2	3/2	6	206.0	206	119	94	82	160	39	4	8	.264	17	15	0	11	22

PB - Team (3), BEAM, K 1, LIVERS, C 1, SINNEN, K 1, Opp (2). Pickoffs - Team (6), JOSEPHS, J 2, BAINBRIDGE,A 2, LAMB, C 1, SINNEN, S 1, Opp (2). SBA/ATT - LIVERS, C (8-9), DIAZ, V (3-6), BEAM, K (4-6), SINNEN, K (3-4), BENITEZ, J (2-3), BUSBICE, T (2-2), SINNEN, S (2-2), BAINBRIDGE,A (1-2), HARTMAN, N (2-2), SMITH, B (1-1), BAILEY, G (1-1), LAMB, C (0-1), JOSEPHS, J (1-1).



**2016 ODU Baseball**  
**Conference statistics for Old Dominion (as of May 08, 2016)**  
**(C-USA games only Sorted by Fielding pct)**

Player	c	po	a	e	fld%	dp	sba	csb	sba%	pb	ci
Nick Walker	47	46	1	0	1.000	0	0	0	---	0	0
Turner Bishop	16	16	0	0	1.000	0	0	0	---	0	0
Adam Bainbridge	15	2	13	0	1.000	1	1	1	.500	0	0
Victor Diaz	6	2	4	0	1.000	0	3	3	.500	0	0
Morgan Maguire	4	0	4	0	1.000	0	0	0	---	0	0
Brett Smith	3	0	3	0	1.000	0	1	0	1.000	0	0
Jake Josephs	3	0	3	0	1.000	0	1	0	1.000	0	0
Nick Hartman	1	0	1	0	1.000	0	2	0	1.000	0	0
Thomas Busbice	1	0	1	0	1.000	0	2	0	1.000	0	0
Kurt Sinnen	142	132	9	1	.993	10	3	1	.750	1	0
Jason McMurray	128	68	59	1	.992	18	0	0	---	0	0
Grey Finwood	120	116	3	1	.992	10	0	0	---	0	0
Chris Livers	69	65	3	1	.986	2	8	1	.889	1	0
Nick Lustrino	51	10	40	1	.980	3	0	0	---	0	0
Justin Hayes	27	23	3	1	.963	0	0	0	---	0	0
Kyle Beam	52	43	7	2	.962	1	4	2	.667	1	1
Zach Rutherford	129	27	97	5	.961	15	0	0	---	0	0
Connor Myers	60	54	2	4	.933	1	0	0	---	0	0
Seth Woodard	14	5	8	1	.929	1	0	0	---	0	0
Joey Benitez	5	2	2	1	.800	1	2	1	.667	0	0
Culver Lamb	5	1	3	1	.800	0	0	1	.000	0	0
Grayson Bailey	4	0	3	1	.750	0	1	0	1.000	0	0
Sam Sinnen	7	2	3	2	.714	0	2	0	1.000	0	0
Darius Gillus	3	2	0	1	.667	0	0	0	---	0	0
Will Morgan	3	2	0	1	.667	0	0	0	---	0	0
Cory Alexander	0	0	0	0	.000	0	0	0	---	0	0
Bryce Windham	0	0	0	0	.000	0	0	0	---	0	0
Totals	915	618	272	25	.973	23	15	6	.714	3	1
Opponents	881	618	236	27	.969	20	33	6	.846	2	1