



COASTAL FOOTBALL

Big South Champions: 2004 * 2005 * 2006 * 2010 * 2012 * 2013 * 2014 | FTC Champions: 2016 | Sun Belt Champions: 2020



OLD DOMINION MONARCHS (2-3, 1-0 SBC) vs. COASTAL CAROLINA CHANTICLEERS (6-0, 3-0 SBC)

SATURDAY * OCT. 15 * NOON ET * BROOKS STADIUM * CONWAY, S.C.



2022 COASTAL CAROLINA SCHEDULE/RESULTS

	SEPT. 3 W, 38-28
ARMY WEST POINT	
CONWAY, S.C.	
	SEPT. 10 W, 31-27
GARDNER-WEBB	
CONWAY, S.C.	
	SEPT. 17 W, 38-26
BUFFALO	
CONWAY, S.C.	
	SEPT. 22 W, 41-24
AT GEORGIA STATE	SBC
ATLANTA, GA.	
	OCT. 1 W, 34-30
GEORGIA SOUTHERN	SBC
CONWAY, S.C.	
	OCT. 8 W, 28-21
AT ULM	SBC
MONROE, LA.	
	OCT. 15 NOON
OLD DOMINION	SBC
CONWAY, S.C.	ESPNU
	OCT. 29 TBA
AT MARSHALL	SBC
HUNTINGTON, W.VA.	
	NOV. 3 7:30 P.M.
APPALACHIAN STATE	SBC
CONWAY, S.C.	ESPN
	NOV. 12 TBA
SOUTHERN MISS	SBC
CONWAY, S.C.	
	NOV. 19 TBA
AT VIRGINIA	
CHARLOTTESVILLE, VA.	
	NOV. 26 TBA
AT JAMES MADISON	SBC
HARRISONBURG, VA.	

*All game times are Eastern Standard Time. HOME AWAY

FOLLOW THE CHANTICLEERS

OFFICIAL WEBSITE: www.GoCCUsports.com



GAME CENTER



TELEVISION/STREAM: ESPNU

- Talent: Clay Matvick (PxP) - Rocky Boiman (Analyst)
- Live Video Stream: <https://www.espn.com/watch/>



CHANTICLEER SPORTS RADIO NETWORK ON WRNN 99.5 FM

- Talent: Joe Cashion (PxP) - Layne Harris (Analyst)
- Chris Burgin (Sideline) - Joe Catenacci (Host)
- Radio: WRNN (99.5 FM) Flagship (WRNN 99.5 FM Myrtle Beach TuneIn App)
- Online Audio Stream: <https://wrnn.net/>



LIVE STATISTICS

- Live Stats: www.Coastal.Statbroadcast.com

MATCHUP AT A GLANCE

COASTAL CAROLINA	VS.	OLD DOMINION
6-0 (3-0 Sun Belt)	2022 Record	2-3 (1-0 Sun Belt)
Conway, S.C.	Location	Norfolk, Va.
1954	Founded	1930
10,473	Enrollment	24,828
Chanticleers	Nickname	Monarchs
Teal, Bronze, and Black	Colors	State Blue, Silver, and Light Blue
Sun Belt (East Division)	Conference	Sun Belt (East Division)
Brooks Stadium (20,000)	Stadium (Capacity)	S.B. Ballard Stadium (21,944)
Jamey Chadwell	Head Coach	Ricky Rahne
36-19^ (Fifth season)	Head Coach's Record at School	8-10 @ (Third season)
96-54 # (12th season)	Head Coach's Overall Record	same
0-0 vs. Old Dominion	Head Coach Versus Opponent	0-0 vs. Coastal Carolina
Spread Option	Basic Offense	Spread
35.0 (4th/32nd)	Points Per Game (Conference/National Ranking)	21.6 (13th/108th)
189.8 (4th/36th)	Rushing Yards Per Game (Conference/National Ranking)	71.4 (14th/130th)
269.0 (6th/37th)	Passing Yards Per Game (Conference/National Ranking)	250.2 (8th/61st)
458.8(3rd/28th)	Total Yards Per Game (Conference/National Ranking)	321.6 (14th/117th)
Multiple	Basic Defense	4-2-5
26.0 (7th/67th)	Points Allowed Per Game (Conference/National Ranking)	27.2 (9th/76th)
118.2 (5th/36th)	Rushing Yards Allowed Per Game (Conference/National Ranking)	189.6 (13th/114th)
277.0 (14th/117th)	Passing Yards Allowed Per Game (Conference/National Ranking)	260.8 (12th/101st)
395.2 (10th/85th)	Total Yards Allowed Per Game (Conference/National Ranking)	450.4 (13th/118th)

^ interim head coach in 2017

#CSU later vacated wins due to NCAA violations across the athletics department (8 in 2014; 10 in 2015)

* interim head coach for six games in 2015 at South Carolina

@ ODU did not play in his first year in 2020 due to COVID-19 pandemic

SERIES HISTORY

Series Record (Streak):	ODU leads 1-0 (CCU: L1)
at Coastal Carolina (Streak):	N/A
at Old Dominion (Streak):	ODU leads 1-0 (CCU: L1)
Neutral Sites (Streak):	N/A
Last Meeting:	Dec. 1, 2012 - #3 Old Dominion 63, Coastal Carolina 35 (Norfolk, Va.)

MEDIA INFORMATION

SUNDAY	MONDAY	TUESDAY	WEDNESDAY	THURSDAY	FRIDAY	SATURDAY
OFF	Sun Belt Teleconference Coach Chadwell 11:37 a.m. ET 3:30 - 6 p.m. ET Practice	3:30 - 6 p.m. ET Practice	NOON ET Weekly Press Conference 3:30 - 6 p.m. ET Practice 7 - 8 p.m. ET Coach Chadwell Radio Show at Walk-On's	3:30 - 6 p.m. ET Practice NO MEDIA	Walk-Thru NO MEDIA	Noon ET vs. Old Dominion Head Coach Jamey Chadwell & select student-athletes will be available for a postgame press conference on the third floor of the Marrio & Josh Norman Field House

MEDIA SERVICES

The 2022 Coastal Carolina Football Media Guide is published primarily as a source of information for members of the media. Requests for additional information, interviews, and photographs should be directed to the Coastal Carolina athletics media relations office and Associate A.D. for Athletic Media Relations Kevin Davis (kdavis6@coastal.edu).

Football game notes and statistics are updated regularly throughout the season. Access to this information can be achieved by accessing the official Coastal Carolina University Athletics website at www.GoCCUsports.com. The media relations staff will email weekly releases to members of the media provided they have your most up-to-date email.

MEDIA AVAILABILITY

Monday: Head coach Jamey Chadwell participates in the Sun Belt's weekly head coaches zoom teleconference each Monday morning at 11:37 a.m. ET.

*** NOTE THAT THE BELOW DAYS AND TIMES WILL CHANGE ON WEEKS WITH MIDWEEK GAMES. ***

Tuesday and Wednesday: Coaches and student-athletes will be available before practices on Tuesdays and Wednesdays between 3:00-3:25 p.m. (ET). Media members must provide a 24-hour notice and be approved ahead of time.

Contact Kevin Davis (kdavis6@coastal.edu) with ALL requests.

* Phone/Zoom interviews will be filled as his schedule permits.

Wednesday: Coastal's weekly press conference will be on Wednesdays at noon (ET) on Saturday game weeks. We will return to in-person interviews but will also have a zoom option. Contact Kevin Davis (kdavis6@coastal.edu) for the zoom information each week.

Saturday (Gamedays): Postgame availability only. Members of the Coastal Carolina athletics media relations staff will escort media representatives to the appropriate postgame interview areas with five minutes remaining in the game. The Coastal Carolina locker room, home or away, is closed to the media at all times.

Following home games, Coastal Carolina head coach Jamey Chadwell and select Chanticleer players will be brought to the team room for postgame press conferences. The team room is located on the third floor of the Marrio & Josh Norman Field House located on the North side of the stadium. Interview requests will be collected at the beginning of the fourth quarter.

For games in Conway, the opposing head coach will meet with the media directly outside of the locker room in the southeast corner of Brooks Stadium. A representative from the Coastal Carolina athletics media relations staff will be on hand to assist the media in finding this area. Interviews with the head coach and players from the visiting team will be based on the postgame policy of the visiting institution and SID.

MEDIA CREDENTIALS

Media credentials will be **LIMITED** again for the 2022 season and issued **ONLY** to working members of the media. Requests for media credentials for Coastal Carolina University home games should be made in writing (preferably email) to Associate A.D. for Athletic Media Relations Kevin Davis (kdavis6@coastal.edu).

Priority is given to daily newspapers (by circulation), television stations, and radio stations that program sports for more than half of their daily broadcast schedules. A credential does not guarantee a seat and access to the team bench area is prohibited at all times. Press credentials will **NOT** be issued to spouses, friends, or children.

NEW THIS YEAR, media members can claim credentials 90 minutes before each game at the **Media/Staff Entrance Gate next to Gate 1** (next to the entrance of the Marrio & Josh Norman Field House). A photo ID is required.

Single-Game Requests: Requests must be made at least one week in advance of the contest. No credentials will be granted after Thursday of game week.

Media Parking: A limited number of media parking spaces at various locations around Brooks Stadium are available. Please include parking requests along with credential requests.

Press Box: The Brooks Stadium Press Box is located on the fourth floor of the east side of the stadium. It includes space for working members of the press, as well as scoreboard and play clock officials. Access to the press box is via the stairs and elevator on the east side of the stadium. In accordance with the working code of the College Sports Information Directors of America (CoSIDA) and the Football Writers Association of America (FWAA), the press box is a working area and cheering will be grounds for removal.

Sidelines: Photographers and videographers at practice and games are **NOT** permitted to use tripods. However, a monopod may be used. Photographers must shoot solely for the affiliation for which they are credentialed — photos are not to be taken for personal social media nor for any other distribution (players/family members, etc.) to ensure no NCAA regulations are being broken.

All media on the sidelines **MUST** have their credential in full display, stay within the designated dotted lines, and are restricted from being in either team bench area. Sideline media passes are good for the sidelines and access to the press box for a working area.



COLLEGEPRESSBOX.COM

CollegePressBox.com is an official media website for Coastal Carolina and Sun Belt Conference schools. Access and download weekly game notes, roster cards, statistics, media guides, coach or player head shots, and more for the Sun Belt and each of its member institutions throughout the season. Login information will be distributed to accredited media, or you can apply for a password by sending an E-Mail to password@collegepressbox.com. The login will also give you access to all 10 Football Bowl Subdivision conference partners and independents.

MEDIA INFORMATION

THE WEB AND SOCIAL MEDIA

The official website of Coastal Carolina athletics is updated daily with the latest on Chanticleer sports. It provides the most up-to-date schedules, rosters, statistics, and biographies on every student-athlete and coach. Fans and media are also encouraged to follow the team on its social media platforms. Coastal Carolina football will tweet live in-game updates during every game.



SBC FOOTBALL 365

SBC Football 365—the Sun Belt’s around-the-clock source for all things football will promote the conference’s 14 football programs year-round through video and written content. The SBC Football 365 page on SunBeltSports.org includes a 24/7 video player, alongside stadium tours, condensed games, and gameday central resources, such as game notes and where to watch links.



COACH CHADWELL RADIO SHOW

The Coach Chadwell Radio show will take place at Walk-On’s Sports Bistreaux located off of HWY 501 and will air LIVE on the radio at WRNN Hot Talk 99.5 FM, on the WRNN 99.5 FM Myrtle Beach TuneIn App, and online at <https://wrnn.net/> on Wednesday nights from 7-8 p.m. ET this fall.

Fans are invited to attend the show live from Walk-On’s Sports Bistreaux each and every Wednesday night for food, fellowship, and football.

Show Dates

- August 31
- September 7
- September 14
- September 21
- September 28
- October 5
- October 12
- October 19
- October 26
- November 2
- November 9
- November 16
- November 23


CHANTICLEERS ON THE AIR

Video: All of Coastal’s home games will be video streamed live this season as part of the Sun Belt television package on ESPN+ if not nationally televised.

Games that are scheduled to be video streamed can be found on the football schedule page at www.GoCCUsports.com.

Radio: All of Coastal’s football games will be aired on the radio in 2022. WRNN Hot Talk 99.5 FM will serve as the flagship home for Coastal Carolina football once again this season.

Audio of all Coastal football games can also be heard via an Internet stream at <https://wrnn.net/>



WHAT IS A CHANTICLEER?



A Chanticleer (SHON-ti-cleer) gives Coastal Carolina University one of the most unique nicknames in all of sports. Chanticleer comes from Chaucer’s Canterbury Tales and came to the University when it was a member of the University of South Carolina system.

A Chanticleer is a rooster who rules the barnyard with cunning and wit. His competitiveness never wanes as he battles to the end, using his brains to come out on top every time.

COASTAL CAROLINA BY THE NUMBERS

2

The Chanticleers have posted two-straight 11-win seasons over the last two years, going 11-1 in 2020 and 11-2 in 2021.

3

The Chanticleers are bowl eligible for the third-straight season after not reaching a bowl in their first two years as a full-time FBS member in 2017 and 2018.

6-0

Coastal is the only team in the nation to have started the season at 6-0 in each of the last three years (2020, 2021, and 2022).

17

Coastal Carolina's defense has forced 17 turnovers this season, which ranks first nationally in all of FBS.

19

Coastal's Grayson McCall has thrown at least one touchdown in 19 consecutive games, which is a new CCU program record.

28

Since the start of the 2020 season, the Chants have won 28 games, going 28-3 overall. The 28 wins are tied for the second-most with Georgia in all of FBS during that span (Alabama - 31-2).

A COASTAL WIN WOULD ...

- give Coastal a 7-0 start to a season for the second time in the last three years (2020) and the fifth time in program history (2013, 2014, 2015, and 2020);
- be CCU's first-ever win over Old Dominion (1-1);
- push the Chants' overall winning streak to 10-straight games dating back to last season;
- stretch Coastal's Sun Belt Conference winning streak to six-consecutive games dating back to last season;
- increase CCU's home winning streak to six-consecutive games dating back to last year;
- put Coastal at 4-0 in Sun Belt Conference play with four conference games left to play;
- improve the program's record to 13-7 overall in Homecoming games.

A COASTAL LOSS WOULD ...

- hand the Chanticleers their first loss of the season (6-1);
- put CCU at 3-1 in Sun Belt Conference play;
- end the Chants' current winning streak at nine-consecutive games dating back to last year;
- drop Coastal to 0-2 all-time versus Old Dominion on the gridiron.

TOP 25 POLLS

AP TOP
25

AP Top 25 Poll - Week 7

Rk	Team	Record	Points
1.	Georgia (32)	6-0	1535
2.	Ohio State (20)	6-0	1507
3.	Alabama (1)	6-0	1489
4.	Clemson	6-0	1348
5.	Michigan	6-0	1319
6.	Tennessee	5-0	1232
7.	USC	6-0	1214
8.	Oklahoma State	5-0	1150
9.	Ole Miss	6-0	1061
10.	Penn State	5-0	974
11.	UCLA	6-0	907
12.	Oregon	5-1	893
13.	TCU	5-0	819
14.	Wake Forest	5-1	748
15.	NC State	5-1	746
16.	Mississippi State	5-1	589
17.	Kansas State	5-1	559
18.	Syracuse	5-0	393
19.	Kansas	5-1	330
20.	Utah	4-2	328
21.	Cincinnati	5-1	257
22.	Kentucky	4-2	150
	Texas	4-2	150
24.	Illinois	5-1	117
25.	James Madison	5-0	105



Coaches Poll - Week 7

Rk	Team	Record	Points
1.	Alabama (35)	6-0	1540
2.	Georgia (18)	6-0	1516
3.	Ohio State (10)	6-0	1477
4.	Michigan	6-0	1354
5.	Clemson	6-0	1328
6.	USC	6-0	1219
7.	Oklahoma State	5-0	1197
8.	Tennessee	5-0	1168
9.	Ole Miss	6-0	1075
10.	Penn State	5-0	992
11.	Oregon	5-1	885
12.	UCLA	6-0	815
13.	NC State	5-1	808
14.	Wake Forest	5-1	776
15.	TCU	5-0	765
16.	Kansas State	5-1	539
17.	Mississippi State	5-1	533
18.	Syracuse	5-0	424
19.	Utah	4-2	364
20.	Kansas	5-1	290
21.	Cincinnati	5-1	248
22.	Kentucky	4-2	219
23.	Baylor	3-2	210
24.	Texas	4-2	155
25.	North Carolina	5-1	99

2022 STATISTICAL LEADERS

PASSING	GP	COMP-ATT-INT	YARDS	PCT.	TD	LONG	AVG./G
Grayson McCall	6	111-160-1	1582	69.4	15	61	263.7

RUSHING	GP	ATT.	NET	AVG.	TD	LONG	AVG./G
CJ Beasley	6	87	524	6.0	4	37	87.3
Grayson McCall	6	48	166	3.5	3	21	27.7
Reese White	3	36	245	6.8	1	67	81.7
Max Balthazar	4	16	95	5.9	1	22	23.8

RECEIVING	GP	NO.	YARDS	AVG.	TD	LONG	AVG./G
Sam Pinckney	6	37	510	13.8	1	38	85.0
Jared Brown	6	23	475	20.7	4	61	79.2
Tyson Mobley	6	16	181	11.3	3	22	30.2
CJ Beasley	6	12	136	11.3	1	59	22.7

TACKLES	GP	SOLO	ASSISTED	TOTAL	TFL/YDS	SACKS/YDS	INT
JT Killen	6	15	34	49	4.0-22	2.5-20	0
Tre' Pinkney	5	15	21	36	1.5-3	0.0-0	2
Tobias Fletcher	6	16	11	27	0.5-2	0.0-0	0
Lance Boykin	5	17	10	27	1.0-7	1.0-7	2
Jerrod Clark	6	6	18	24	5.0-23	2.0-16	0

GAME NOTES

CELEBRATING 20 SEASONS OF COASTAL FOOTBALL

• Coastal Carolina is celebrating the football program's 20th season this year, having kicked off the inaugural season in 2003.

• In 1999, football was approved to be added to Coastal in 2003.

• Almost 8,000 fans packed Brooks Stadium on Sept. 6, 2003, for the inaugural game of the Coastal NCAA I-AA football squad, as CCU used a 97-yard drive to score with seven seconds to play to defeat Newberry 21-14.

RECEIVING VOTES

• Coastal Carolina received votes in both the Associated Press Top 25 and USA TODAY Sports AFCA Coaches polls this week for the second time this season. CCU received votes in the AFCA Coaches preseason poll (Aug. 8) and one vote in each of the previous two polls (Sept. 18 and 25) prior to the last two weeks.

Coastal in the National Rankings in 2022

DATE	AP	COACHES	CFP
Preseason	-	RV	N/A
Sept. 6	-	-	N/A
Sept. 11	-	-	N/A
Sept. 18	-	RV	N/A
Sept. 25	-	RV	N/A
Oct. 2	RV	RV	N/A
Oct. 9	RV	RV	N/A

SUN BELT - HIGHEST CALLING

• The Chanticleers made Sun Belt history several times in 2020, with the last being ranked in the top 10 nationally. CCU's No. 9 ranking in the AP Top 25 Poll and No. 11 ranking in the Amway Coaches Poll (USA Today) on Dec. 20, 2020, are both SBC highs.

BEST SEASON IN SUN BELT HISTORY

• Coastal's undefeated run through the Sun Belt Conference regular-season slate in 2020 was tied for the best conference regular-season in Sun Belt Conference history.

• With the win at Troy (Dec. 12, 2020) in the regular-season finale, Coastal became the only team in Sun Belt Conference history to finish the regular season undefeated at 11-0 overall.

Undefeated Conference Seasons in the SBC

Year	Team	Conf.	Reg. Season
2021	Louisiana	8-0	11-1
2020	Coastal Carolina	8-0	11-0
2015	Arkansas State	8-0	9-3
2014	Georgia Southern	8-0	9-3
2011	Arkansas State	8-0	10-2
2009	Troy	8-0	9-3
2004	North Texas	7-0	7-4
2003	North Texas	7-0	9-3
2002	North Texas	6-0	7-5

ELITE COMPANY

• With their 11-2 overall record last season, the Chanticleers were one of just 28 teams in all of FBS to post double-digit wins in 2021.

• Having won 11 games in each of the last two seasons, CCU is one of just six teams in all of FBS to post back-to-back double-digit win seasons in the last two years (2020 and 2021).

Teams with Double-Digit Wins - Last Two Years

Team	2020	2021
Alabama	13-0	13-2
BYU	11-1	10-3
Coastal Carolina	11-1	11-2
Clemson	10-2	10-3
Notre Dame	10-2	11-2
Louisiana	10-1	13-1

*entering the 2022 season

• Entering the 2022 season, the Chants were also one of just 10 teams in all of FBS to total 20-plus wins combined over the last two years (2020 and 2021).

Teams with 20-plus Wins - Last Two Years

TEAM	2020 & 2021 RECORD
Alabama	26-2
Louisiana	23-2
Cincinnati	22-2
Coastal Carolina	22-3
Georgia	22-3
Notre Dame	21-4
BYU	21-4
Oklahoma	20-4
Oklahoma State	20-5
Clemson	20-5

*entering the 2022 season

HASHTAG #WINNING

• With their 6-0 start this season, the Chanticleers are 28-3 since the start of the 2020 season.

• The 28-3 record since then is tied for the second-best record in all of FBS football with the defending 2021 National Champions in the Georgia Bulldogs.

Best Record Since 2020

TEAM	OVERALL
Alabama	32-2
Coastal Carolina	28-3
Georgia	28-3
Cincinnati	27-3
Clemson	26-5
Oklahoma State	25-5
Louisiana	25-5
BYU	25-6
Notre Dame	24-6
Oklahoma	23-7

*since the start of the 2020 season

NEW SEASON, NEW FOE

• Coastal Carolina and Army (Sept. 3) met for the first time in the two teams' history in the 2022 season opener.

• The Black Knights were one of four first-time opponents for the Chanticleers this season, two of which are new Sun Belt Conference opponents in Marshall and Southern Miss.

First-Time Opponents in 2022

DATE	OPPONENT	TIME/RESULT
09/03/22	Army	W, 38-28
10/29/22	at Marshall	TBA
11/12/22	Southern Miss	TBA
11/19/22	at Virginia	TBA

LARGEST CROWD EVER AT BROOKS STADIUM

• Coastal kicked off the program's 20th season in a VERY BIG way in the season opener versus Army (Sept. 3), as 21,165 fans packed Brooks Stadium to see the Chants win.

• The 21,165 fans in attendance shattered the previous mark of 18,674, set last year versus ULM (Oct. 2, 2021) on Family Weekend.

CHANTS GOING BOWLING

• With the win at ULM (Oct. 8) on Saturday night, the Chanticleers became bowl eligible for the third-consecutive season.

Chants Bowl History

YEAR	BOWL
2020	FBC Mortgage Cure Bowl
2021	Tailgreeter Cure Bowl
2022	?

FIRST (GROUP OF 5 TEAM) AGAIN

• Last season, the Chanticleers became the first team to become bowl eligible in all of FBS with a 52-20 road win at Arkansas State on Thursday night, Oct. 7, 2021.

• This season, Coastal became the first Group of 5 program to become bowl eligible and one of only nine programs to accomplish the feat in just the sixth week of the season.

Teams Bowl Eligible After Week 6

TEAM	CONFERENCE
Alabama	SEC
Georgia	SEC
Ole Miss	SEC
Clemson	ACC
Michigan	Big Ten
Ohio State	Big Ten
UCLA	Pac-12
USC	Pac-12
Coastal Carolina	Sun Belt

GAME NOTES

150TH PROGRAM WIN

• With the win over Army West Point (Sept. 3) in the 2022 season opener, CCU recorded the 150th victory in the program’s history.

• Interesting enough, several of the program’s milestone wins have all come at home in Brooks Stadium.

Milestone Program Wins

WIN	OPPONENT	RESULT
1st win	Newberry (09/06/03)	W, 21-14
50th win	Presbyterian (11/14/09)	W, 41-37
100th win	Alabama A&M (10/03/15)	W, 55-0
150th win	Army (09/03/22)	W, 38-28

CHANTS IN PRIME TIME

• Coastal Carolina was scheduled to play two games on Thursday Night Prime Time on the ESPN family of networks this season.

Nationally Televised Games (Scheduled)

09/22/22	at Georgia State	ESPNU
11/03/22	Appalachian State	ESPN

• On Monday, Sept. 19, CCU’s game at Georgia State was moved from ESPNU to ESPN2.

• On Monday, Oct. 3, ESPN and the Sun Belt Conference announced that the Chanticleers’ home contest versus Old Dominion on Saturday, Oct. 15, will be televised on ESPNU.

TV CHANTS

• Since the start of the 2020 season, the Chanticleers, better known as #AmericasTeam, have had a total of 17 games nationally.

Chants’ on National TV

DATE	OPPONENT	NETWORK
09/12/20	at Kansas	Fox Sports 1 (FS1)
09/18/20	Campbell	ESPN
10/03/20	Arkansas State	ESPN2
10/14/20	at #21 Louisiana	ESPN
10/24/20	Georgia Southern	ESPNU
10/31/20	at Georgia State	ESPNU
11/07/20	South Alabama	ESPNU
11/21/20	Appalachian State	ESPN
11/21/20	#8 BYU	ESPN
12/26/20	vs. #23 Liberty	ESPN
09/10/21	Kansas	ESPN2
09/18/21	at Buffalo	ESPN2
10/07/21	at Arkansas State	ESPNU
10/20/21	at Appalachian State	ESPN2
10/28/21	Troy	ESPN2
12/17/21	vs. Northern Illinois	ESPN2
09/22/22	at Georgia State	ESPNU

• Over those 17 nationally-televised contests, the Chanticleers are 15-2 overall with, the lone losses coming against No. 23 Liberty (Dec. 26, 2020) at the 2020 FBC Mortgage Cure Bowl and at Appalachian State (Oct. 20, 2021) last year in Boone, N.C.

FINDING THEIR WAY IN THE FUN BELT

• Coastal finished the 2020 regular season at 8-0 in conference play, posting its best conference record since joining the Sun Belt as a full-time member in 2017.

• Last season in 2021, the Chanticleers recorded their second consecutive conference winning record by going 6-2 overall.

• Prior to the 2020 season, Coastal had not won more than two conference games, in any season, since joining the Sun Belt in 2017 and just six total conference games in the program’s history in the Sun Belt.

YEAR	CONFERENCE	OVERALL
2017	2-6	3-9
2018	2-6	5-7
2019	2-6	5-7
2020	8-0	11-1
2021	6-2	11-2
2022	3-0	6-0

• The Chants are off to a 3-0 start in Sun Belt Conference play for only the second time in program history (2020).

PRESEASON SUN BELT SWEEP

• Coastal Carolina football swept the 2022 Sun Belt All-Conference Preseason Awards, as **Grayson McCall** was named the Preseason Offensive Player of the Year and **Josaiah Stewart** was tabbed the Preseason Defensive Player of the Year.

• McCall was named the Sun Belt Conference Preseason Offensive Player of the Year for the second consecutive season and is coming off back-to-back Sun Belt Conference Player of the Year honors (2020 and 2021).

• On top of their preseason player of the year honors, McCall and Stewart were both named to the preseason All-Sun Belt first team. The duo was joined on the first team by offensive lineman **Willie Lampkin** and defensive back **D’Jordan Strong**.

• Earning a spot on the preseason All-Sun Belt second team was nose tackle **Jerrod Clark**.

Sun Belt Preseason All-Conference Teams

CHANT	TEAM
Grayson McCall - QB	First
Josaiah Stewart - Bandit	First
Willie Lampkin - OL	First
D’Jordan Strong - CB	First
Jerrod Clark - NT	Second

CONFERENCE EXPECTATIONS

• In the 2022 Sun Belt Conference Football Preseason Coaches Poll, the Chants were picked to finish second in the East Division behind defending 2021 Sun Belt Champion East Division Champions Appalachian State.

• The Chanticleers garnered two first-place votes and a total of 77 points to place ahead of Georgia State (68 points), Marshall (62), Georgia Southern (35), James Madison (31), and Old Dominion (25).

• Louisiana (95) was picked to win the West Division, receiving 12 first-place votes.

2022 SUN BELT CONFERENCE FOOTBALL PRESEASON COACHES POLL

East Division

1. App State – 94 Points (10)
2. Coastal Carolina – 77 Points (2)
3. Georgia State – 68 Points (1)
4. Marshall – 62 Points
5. Georgia Southern – 35 Points (1)
6. James Madison – 31 Points
7. Old Dominion – 25 Points

West Division

1. Louisiana – 95 Points (12)
2. South Alabama – 79 Points (2)
3. Troy – 76 Points
4. Texas State – 41 Points
5. Southern Miss – 40 Points
6. Arkansas State – 37 Points
7. ULM – 24 Points

WHAT A DIFFERENCE A YEAR MAKES

• The Chanticleers had a total of 19 starters return in 2021, losing just two offensive starters and one defensive starter from the 2020 championship team.

• This season, the Chants returned just eight starters, five on offense and three on defense.

OFFENSIVE STARTERS RETURNING (5) STARTS

Chant	2021	Career
OL - Antwine Loper	13	29
OL - Willie Lampkin	13	25
QB - Grayson McCall	11	22
RB - Reese White	5	16
RB - Braydon Bennett	7	7

* entering the 2022 season

DEFENSIVE STARTERS RETURNING (3) STARTS

Chant	2021	Career
CB - D’Jordan Strong	13	25
NT - Jerrod Clark	11	22
DE - Josaiah Stewart	6	6

* entering the 2022 season

GAME NOTES

HONORS COMING IN FOR MCCALL

- Over the last few weeks, Coastal Carolina quarterback **Grayson McCall** has started to receive some national recognition once again.
- On Friday, Sept. 30, McCall was named to the Johnny Unitas Golden Arm Award Top 25 list. The award annually recognizes the top senior or upperclassman quarterback set to graduate with their class.
- On Monday, Oct. 3, McCall earned a spot on the Davey O'Brien Great National Quarterback Award's Great 8 List for his play against Georgia Southern (Oct. 1). The honor marked the fourth time he has been recognized for the national weekly award.

HOME COMING COOKING

- Saturday's high-noon contest versus Old Dominion (Oct. 15) will be Coastal Carolina's Homecoming Game for 2022.
- The Chanticleers are 12-7 all-time at home on Homecoming Weekend, including winning five-straight games from 2012 to 2016.
- Since moving to the FBS and the Sun Belt as a full-time member in 2017, the Chants are just 2-3 in Homecoming Games with the two wins coming in back-to-back years versus Troy (2019) and South Alabama (2020).

Homecoming Games

DATE	OPPONENT	RESULT
11/01/03	VMI	L, 10-19
11/06/04	Savannah State	W, 52-14
10/29/05	VMI	W, 38-14
11/04/06	Savannah State	W, 66-6
10/27/07	VMI	W, 42-35
10/25/08	Stony Brook	L, 24-28
11/07/09	Gardner-Webb	W, 26-21
10/23/10	Stony Brook	L, 28-38
10/22/11	Gardner-Webb	L, 24-26
10/27/12	Liberty	W, 36-12
11/02/13	Charlotte	W, 50-25
10/25/14	Charleston Southern	W, 43-22
10/03/15	Alabama A&M	W, 55-0
10/22/16	Central Conn. State	W, 33-25
10/28/17	Texas State	L, 7-27
11/03/18	Appalachian State	L, 7-23
11/02/19	Troy	W, 36-35
11/07/20	South Alabama	W, 23-6
11/13/21	Georgia State	L, 40-42

CCU'S WINNING STREAKS

- Coastal will put a trio of winning streaks on the line this Saturday (Oct. 15) versus the Monarchs of Old Dominion.
- CCU has won nine-consecutive games dating back to last season, five-straight Sun Belt Conference games, and five-straight home games at Brooks Stadium.

Chants' Overall Winning Streak

DATE	OPPONENT	RESULT
11/20/21	Texas State	W, 35-21
11/26/21	at South Alabama	W, 27-21 (OT)
12/17/21	vs. Northern Illinois	W, 47-41
09/03/22	Army West Point	W, 38-28
09/10/22	Gardner-Webb	W, 31-27
09/17/22	Buffalo	W, 38-26
09/22/22	at Georgia State	W, 41-24
10/01/22	Georgia Southern	W, 34-30
10/08/22	at ULM	W, 28-21

Chants' Sun Belt Conference Winning Streak

DATE	OPPONENT	RESULT
11/20/21	Texas State	W, 35-21
11/26/21	at South Alabama	W, 27-21 (OT)
09/22/22	at Georgia State	W, 41-24
10/01/22	Georgia Southern	W, 34-30
10/08/22	at ULM	W, 28-21

Chants' Home Winning Streak

DATE	OPPONENT	RESULT
11/20/21	Texas State	W, 35-21
09/03/22	Army West Point	W, 38-28
09/10/22	Gardner-Webb	W, 31-27
09/17/22	Buffalo	W, 38-26
10/01/22	Georgia Southern	W, 34-30

NATION'S BEST RESIDE IN THE PALMETTO STATE

- With their three wins to end the 2021 season and the six victories to start this year, the Chants are riding a nine-game winning streak into the Homecoming contest versus Old Dominion (Oct. 15) this weekend.
- The Chanticleers' current winning streak is one of the best in the nation, behind only Clemson and the Tigers' 12-straight wins.

Longest Current Winning Streaks in FBS

TEAM	OVERALL
Clemson	12
Coastal Carolina	9
UCLA	9
Georgia	8
Ohio State	7
Oklahoma State	6
Alabama	6
Ole Miss	6
Southern California	6
Michigan	6
Seven Teams	5

SCOUTING THE ODU MONARCHS

- Old Dominion enters play this week at Coastal Carolina (Oct. 15) after an open week. The Monarchs are 2-3 overall and 1-0 in Sun Belt Conference play, with wins over Virginia Tech (Sept. 2) and Arkansas State (Sept. 24).
- Picked to finish seventh in the East Division in the 2022 Sun Belt Conference Preseason Coaches Poll, the Monarchs are 0-2 in true road contests this season.
- The Monarchs, who are 2-1 at home this year, are in their third year and the second season under head coach Ricky Rahne, as ODU did not play in 2020 due to COVID-19.
- The ODU offense is averaging 21.6 points per game and 321.6 total yards of offense per contest, which both rank near the bottom of the Sun Belt Conference.
- Quarterback Hayden Wolff leads the offensive attack, as he is averaging 250.2 passing yards per game this season. He has completed 101-of-180 pass attempts with nine touchdowns and two interceptions.
- Wolff has connected with 14 different receivers this year, headlined by his favorite target in Ali Jennings, who has a team-high 32 catches for 688 yards and six touchdowns.
- ODU's rushing attack is averaging only 71.4 yards per game this season, as Blake Watson is the lone Monarch with over 100 rushing yards on the year with his team-leading 255 yards.

- Defensively, ODU is allowing on average 450.4 total yards of offense this season, 260.8 passing and 189.6 rushing yards per game.
- However, the ODU defense has been very opportunistic, as the Monarchs have forced 12 turnovers this season, which ranks fifth in the Sun Belt and 14th nationally.
- Linebacker Jason Henderson leads the nation with 80 total tackles, to go along with 5.0 tackles-for-loss, and a blocked kick, while seven different Monarchs have one interception on the year.

SERIES SNAPSHOT WITH THE MONARCHS

- Coastal Carolina and Old Dominion are meeting for just the second time on Saturday, Oct. 15, as the Monarchs defeated Coastal 63-35 in the second round of the NCAA FCS Championship Playoffs in 2012.

DATE	LOCATION	RESULT
12/01/12	at Old Dominion *	L, 35-63

*2012 FCS Playoffs

OFFENSIVE NOTES

AMONG THE NATION'S BEST IN 2021

• The Coastal offense ranked in the top 40 nationally in several offensive statistical categories last season.

STAT	#	NCAA
Third-Down Conversion Pct.	53.8	1st
Team Passing Efficiency	192.01	1st
Completion Percentage	70.5	4th
Fourth-Down Conversion Pct.	76.9	5th
Passing Yards Per Completion	15.23	5th
Scoring Offense (points per game)	40.9	5th
Total Offense (yards per game)	494.7	5th
Interceptions Thrown	4	6th
Rushing Offense (yards per game)	228.8	6th
Turnovers Lost	10	7th
Red Zone Offense	89.6	23rd
Time of Possession (per game)	31:18	24th
First Downs Offense	310	25th
Passing Offense (yards per game)	265.9	28th
Sacks Allowed (per game)	1.69	31st
Tackles-for-Loss Allowed (per game)	5.08	40th

DOING IT AGAIN IN 2022

• The CCU offense is back at it again in 2022, as “Teal Team 6” is ranked in the top 40 nationally in several offensive statistical categories.

STAT	#	NCAA
Team Passing Efficiency	178.23	8th
Fourth-Down Conversion Pct.	80.0	9th
Interceptions Thrown	2	13th
Tackles-for-Loss Allowed (per game)	4.00	16th
Third-Down Conversion Pct.	49.3	17th
Passing Yards Per Completion	14.28	18th
Completion Percentage	68.5	21st
Sacks Allowed (per game)	1.17	25th
First Downs Offense	141	27th
Total Offense (yards per game)	458.8	28th
Scoring Offense (points per game)	35.0	32nd
Time of Possession (per game)	31:34	34th
Rushing Offense (yards per game)	189.8	36th
Passing Offense (yards per game)	269.0	37th

PUT SOME RESPECT ON THE COASTAL OFFENSE

• Coastal was the ONLY team in ALL of FBS in 2021 to rank in the top 10 in both third-down conversion (1st) and fourth-down conversion percentage (4th) on the season.

• Coastal was one of only TWO teams in ALL of FBS to rank in the top 30 in both rushing offense (6th) and passing offense (28th) – (Coastal Carolina and Ole Miss).

• Coastal led ALL of FBS in several offensive categories in 2021.

COASTAL OFFENSE LEADING THE NATION IN 2021

RANK	STATISTIC	#
1st	Team Passing Efficiency	192.01
1st	Average yards per rush	5.84
1st	Third-Down Conversion Pct.	53.8

THEY GIVE YOU FOUR DOWNS

• Over the last four seasons, the Coastal offense has ranked in the top 10 in all of FBS in fourth-down conversion percentage.

• CCU was solid on fourth downs last season, as the offense was 10-for-13 (76.9 percent) on fourth-down attempts, which ranked first in the Sun Belt and fifth nationally in all of FBS.

• So far this season in 2022, the “Teal Team 6” offense is 4-of-5 on fourth downs, which ranks first in the Sun Belt and is tied for ninth nationally.

Fourth-Down Conversion Percentage for CCU

YEAR	PCT.	(CONV-ATT)	SBC	NCAA
2018	68.8	(11-of-16)	1st	10th
2019	79.3	(23-of-29)	2nd	2nd
2020	76.5	(13-of-17)	1st	10th
2021	76.9	(10-of-13)	1st	5th
2022	80.0	(4-of-5)	1st	9th

COASTAL TIME

• Over the last four years, the Chants have been among the nation’s best at possessing the ball.

• Last season in 2021, the Chants possessed the ball for an average time of 31:18 per game on the season, the lowest average time of possession in a season since 2017 (30:18). However, the CCU offense’s time of possession still ranked second in the Sun Belt and 24th nationally on the year.

• This year, the Coastal offense has possessed the ball on average 31:34 minutes per game, which ranks fifth in the Sun Belt and 34th in all of FBS.

CCU's Time of Possession

YEAR	TOP	SBC	NCAA
2018	32:48	1st	15th
2019	33:24	1st	10th
2020	33:50	1st	8th
2021	31:18	2nd	24th
2022	31:34	5th	34th

• The Chants have won the time of possession game in four of their six contests this season, including holding the ball over 40 minutes in the road win at Georgia State (Sept. 22).

CCU's Time of Possession in 2022

OPPONENT	CCU TOP	OPP TOP
Army West Point	36:16	23:44
Gardner-Webb	33:48	26:11
Buffalo	20:54	39:06
at Georgia State	40:04	19:56
Georgia Southern	30:58	29:02
at ULM	27:14	32:46

PUT IT ON THE BOARD

• Coastal’s offense averaged 40.9 points per game last season, which led the Sun Belt and ranked fifth nationally.

Most Points Per Game in 2021

RANK	TEAM	POINTS PER GAME
1.	Ohio State	45.7
2.	Western Kentucky	44.2
3.	Pittsburgh	41.4
4.	Wake Forest	41.0
5.	Coastal Carolina	40.9
6.	Alabama	39.9
7.	Tennessee	39.3
8.	Oklahoma	39.1
9.	SMU	38.4
	Georgia	38.4

• The Chants scored 30 or more points in nine of their 13 games last season and have continued that trend this year with 30-points or more in five of their six games this season.

• Coastal is averaging 35.0 points per game this year, which ranks fourth in the Sun Belt Conference and 32nd nationally.

UNUSUAL BLANKING

• It is not often that the Coastal offense is held scoreless for a quarter, and it has happened three times in the last two games.

• The Chants were held scoreless in the second quarter of the 34-30 win at home over Georgia Southern (Oct. 1).

• Last week, the Coastal offense did not score a single point in the second half, spanning the third and fourth quarters at ULM (Oct. 8).

• The last game that Coastal did not score a single point in every quarter and did not score in an entire half was in the 27-21 overtime win at South Alabama (Nov. 26, 2021) last year.

CHANT QUARTER

• The fourth quarter is the CHANT quarter, as the Chants have outscored their opponents 69-41 overall in the fourth quarter this season.

Points in Fourth Quarter this Year

DATE	TEAM	OPP	CCU
09/03/22	Army West Point	7	14
09/10/22	Gardner-Webb	7	7
09/17/22	Buffalo	7	21
09/22/22	at Georgia State	7*	7
10/01/22	Georgia Southern	13	20
10/08/22	at ULM	0	0

* was a defensive touchdown

OFFENSIVE NOTES

OFFENSIVE REDEMPTION

• The Coastal Carolina offense uncharacteristically struggled up front in the win over Gardner-Webb (Sept. 10), as the Chants gave up 4.0 sacks and rushed for just 46 yards for the game.

• The 46 rushing yards, which were impacted by 4.0 sacks and a bad snap, were the fewest by the Coastal offense in a single game since running for only 34 yards versus Texas State in 2017 (Oct. 28, 2017).

• The “Teal Team 6” offense redeemed itself in the win over Buffalo (Sept. 17), as the offense ran for 221 yards on the ground and did not allow a sack of quarterback **Grayson McCall** for the game.

• The front line topped that performance versus the Bulls by not allowing a single sack in the road win at Georgia State (Sept. 22) and helped clear the way for the Chants to rush for 272 yards on the ground and put up 540 yards of total offense in the win.

• Versus Georgia Southern (Oct. 1), the Chants allowed just 2.0 sacks and 3.0 total tackles-for-loss while putting up 485 yards of total offense in the win over the Eagles.

• In the road win at ULM (Oct. 8), CCU’s offensive line allowed 1.0 sack and 4.0 tackles-for-loss, while clearing the way for the offense to run for 187 yards and pass for 246.

500 COASTAL

• The Coastal Carolina offense put up over 500 yards of total offense in back-to-back wins over Buffalo (Sept. 17) and Georgia State (Sept. 22).

• In the win over Georgia State (Sept. 22), the Chants totaled a season-high 540 yards of total offense in the win. The 540 total yards were the most by a Chants’ offense since posting 685 yards in the road win at Arkansas State (Oct. 7, 2021) last year.

500+ Yards of Total Offense in 2022

DATE	OPPONENT	YARDS
09/17/22	Buffalo	504
09/22/22	at Georgia State	540

MAKING THE MOST OF WHAT YOU GET

• The CCU offense made the most of its possessions in the win over Buffalo (Sept. 17), as “Teal Team 6” totaled 504 yards of offense on just 53 plays.

• The Chants averaged 9.5 yards per play against the Bulls’ defense, including posting 7.9 yards per rush and recording 16.6 yards per pass completion in the win.

• Last season, the CCU offense set a new program single-game record in the win over The Citadel (Sept. 2, 2021), as the Chants’ averaged 10.9 (10.89) yards per play.

• The Chants’ offense nearly matched that feat with an average of 10.9 (10.87) yards per play in the win at Arkansas State (Oct. 7, 2021).

Highest Average - Yards Gained/Per Play

RK	OPPONENT	AVG. YARDS
1.	The Citadel (9/2/21)	10.89
2.	at Arkansas State (10/7/21)	10.87
3.	at VMI (10/14/06)	9.9
4.	Buffalo (09/17/22)	9.5
5.	at Campbell (9/12/18)	9.4
6.	vs. Northern Illinois (12/17/21)	9.3
	The Citadel (11/28/15)	9.3
	Charleston Southern (10/25/14)	9.3

CHANT WALL WITH AN ABUNDANCE OF NEW FACES

• After having one of the most experienced offensive lines in the country over the last two years, the 2022 Chants have a ton of new faces along the front line this season.

• Coastal returned all five starters in 2021 and four of five starters along the front line in 2020. This year, the Chanticleers returned just two starters in **Antwine Loper** and **Willie Lampkin**.

• Among the two returning starters in Loper (29) and Lampkin (25), the Chants returned just a total of 54 starts along the offensive front in 2022.

Fewest Starts Among Starting Returning OL

OFFENSIVE LINE	CAREER STARTS
1. San Diego State	36
2. Colorado	47
3. Coastal Carolina	54
4. Utah	60
5. Fresno State	63
6. Old Dominion	64
Liberty	64
8. Iowa State	65

*courtesy of Mike Montoro, West Virginia

EXCELLING ON THE JOB

• With it being an on-the-job training experience for the Coastal offensive line this season, as several players have had to take on more prominent roles in 2022, the unit has excelled through the first six games.

• CCU’s OL unit has allowed just 7.0 sacks on the season, 4.0 of which came in the home win over Gardner-Webb (Sept. 10) in week two.

• With their 7.0 sacks allowed this year, the Chants’ offense ranks third in the Sun Belt and 25th nationally in all of FBS.

Sacks Allowed this Season - 2022

DATE	OPPONENT	SACKS-YARDS
09/03/22	Army West Point	0.0-0
09/10/22	Gardner-Webb	4.0-19
09/17/22	Buffalo	0.0-0
09/22/22	at Georgia State	0.0-0
10/01/22	Georgia Southern	2.0-14
10/08/22	at ULM	1.0-4

• The CCU front line has also allowed just 24.0 tackles-for-loss this year, an average of 4.00 per game, which ranks second in the Sun Belt and 16th nationally.

NEXT MAN UP

• The weapons on the outside in the passing game will be looking for the “next man up” as the Chants lost four of their top five receivers from last season and two of the best “pass catchers” in program history in wide receiver Jaivon Heiligh and tight end Isaiah Likely.

• “Heiligh Likely” combined to catch 125 passes for 2,040 yards and 19 touchdowns last season in 2021. Heiligh is CCU’s career leader in receptions (191) and receiving yards (2,825), while Likely ranks in the top five in CCU’s record books in touchdown catches (27) and receiving yards (2,050).

• Making a case to be the “next man up” is graduate transfer **Sam Pinckney** with a team-high 37 catches for 510 yards and a score. Third-year Chant **Tyson Mobley** has hauled in 16 catches for 181 yards and three touchdowns this year, while **Jared Brown** had his coming-out party in the win at Georgia State (Sept. 22) and has totaled 23 catches for 475 yards and four touchdowns on the season.

2022 Leading Receivers To Date

CHANT	REC.	YARDS	TDS
Sam Pinckney (WR)	37	510	1
Jared Brown (WR)	23	475	4
Tyson Mobley (WR)	16	181	3
CJ Beasley (RB)	12	136	1
Xavier Gravette (TE)	8	76	1
Reese White (RB)	6	31	2
Tyler Roberts (WR)	5	94	1
Jacob Jenkins (TE)	4	70	2
Deon Fountain (WR)	1	32	0
Logan Mauldin (TE)	1	9	0

YOU GET ONE! AND YOU GET ONE! AND YOU ...

• Call **Grayson McCall** Oprah, as the redshirt junior quarterback is just handing out touchdowns this season.

• McCall has thrown 15 touchdown passes this season, with eight different Chants catching at least one touchdown pass on the year.

OFFENSIVE NOTES

HUNDO FOR SAM

- For the first time since the 2018 season, a Chant not named Jaivon Heiligh or Isaiah Likely recorded over 100 receiving yards in a game, as **Sam Pinckney** totaled 103 yards in the win over Buffalo (Sept. 17).
- Pinckney did it again in the road win at ULM (Oct. 8), as he hauled in a CCU career-high nine passes for 133 yards for the contest.
- While it is Pinckney’s first two 100-yard receiving games at Coastal Carolina, he totaled five 100-yard games over his four years at Georgia State from 2018-21, giving him seven overall for his collegiate career.

WHAT CAN BROWN DO FOR YOU

- Redshirt freshman **Jared Brown** broke out in the Chants win at Georgia State (Sept. 22).
- The Georgia native caught five passes for 129 yards and two touchdowns and rushed four times for 27 yards, totaling 156 all-purpose yards in the win.
- In the win over the Panthers, he had touchdown catches of 50 and 53 yards in the first quarter and had a 75-yard touchdown reception nullified by an offensive penalty in the second quarter.
- The 129 receiving yards marked the first 100-yard receiving game of his career.
- He followed that up with another 100-yard performance in the win over Georgia Southern (Oct. 1), as Brown caught five passes for 139 yards and a score.
- His 139 receiving yards were a new career-high and included a 61-yard touchdown catch and run in the fourth quarter.
- In the road win at ULM (Oct. 8), Brown didn’t reach the 100-yard mark, but still caught four passes for 83 yards and a long of 56 yards, which he took to the end zone in the second quarter.

BACK-TO-BACK JACK!

- CCU redshirt freshman wide receiver **Jared Brown** made history earlier this season, as he became the first freshman to post back-to-back 100-yard games in CCU history.
- In the road win at Georgia State (Sept. 22), Brown had five catches for 129 yards and two touchdowns.
- He followed that up by catching five passes for 139 yards and a score in the win the following week over Georgia Southern (Oct. 1).

1-2 PUNCH ON THE GROUND

- For the second-straight year, the Chanticleers saw a 1,000-yard back move on to the next level in CJ Marable (2020) and Shemari Jones (2021) and will look to continue the trend of another running back stepping up this season.
- Perhaps the most experienced group outside of the quarterbacks’ room on the offensive side of the ball, the running backs group has taken a huge hit by the injury plague, as **Braydon Bennett, Aaron Bedgood, Reese White,** and **Nate Hope II** have all suffered injuries this year.
- Bennett has missed the entire season to date with an injury he suffered in preseason fall camp, while Bedgood was injured in the season-opening win over Army (Sept. 3).
- White was injured in the home win over Buffalo (Sept. 17) in week three, while Hope II had filled in admirably but went down the week of Georgia Southern (Oct. 1) after scoring his first career touchdown in the win at Georgia State (Sept. 22).
- White, the most experienced back of the group, took the offense on his shoulders in week one versus Army (Sept. 3), as he ran a career-high 21 times for a career-high 133 rushing yards and one rushing touchdown. The senior from Georgia also added a career-high two touchdown receptions, catching two passes for 20 yards.
- White’s 133 rushing yards marked his second career 100-yard rushing game, while his three total touchdowns tied his career high, both of which happened in the win over Kansas (Sept. 10, 2021) last year.
- The fourth-year Chant, who has missed each of the last three games - Georgia State (Sept. 22), Georgia Southern (Oct. 1), and ULM (Oct. 8), has carried the ball 36 times for 245 yards and a touchdown so far this season.
- Seeing his first significant time in the backfield in his young career, redshirt sophomore **CJ Beasley** made an impact in the win over the Black Knights (Sept. 3), as he carried the ball 19 times for 91 yards.
- It was Beasley who took over the ground game for the Chants in the win over Buffalo (Sept. 17), as he rushed a team-high nine times for 89 yards and a score.
- With White out for the game at Georgia State (Sept. 22), Beasley carried the ball a career-high 25 times and ran for a career-high 142 yards in the conference road win.

- The redshirt sophomore running back recorded his first 100-yard rushing game in the win over the Panthers (Sept. 22) and the most rushing yards by a Chant running back since Shermari Jones rushed for 211 yards in the road win at South Alabama (Nov. 26, 2021).
- Versus Georgia Southern (Oct. 1), Beasley again shouldered the load of the rushing attack and hurdled the Eagles’ defense with 12 carries for 64 yards and what proved to be the game-winning touchdown with less than a minute left in the fourth quarter.
- Beasley continued his torrid pace this season in the road win at ULM (Oct. 8), as he carried the ball 15 times for 115 yards and two touchdowns.
- His two rushing touchdowns versus the Warhawks were a career-high, while his 115 rushing yards marked his second 100-yard rushing game of the season.
- Overall, he has carried the ball a team-high 87 times for 524 yards and scored four touchdowns while adding 12 catches for 136 yards and a touchdown as a receiver.

MAX EFFORT

- Redshirt freshman **Max Balthazar** has been forced into action in the CCU offensive backfield this season due to all the injuries.
- He has carried the ball 16 times for 95 yards and a touchdown this season.
- Balthazar’s best game to date came last week at ULM (Oct. 8), as the Florida native ran three times for 30 yards and scored his first career touchdown in the second quarter.

100-YARD EFFORTS THIS SEASON

- Coastal has had four different Chants eclipse the 100-yard mark this season - two rushing and two receiving.

Chants With 100-Yard Games in 2022

CHANT	YARDS	OPP.
Reese White	133 rushing yards	Army
Sam Pinckney	103 receiving yards	Buffalo
CJ Beasley	142 rushing yards	at GSU
Jared Brown	129 receiving yards	at GSU
Jared Brown	139 receiving yards	GaSo
CJ Beasley	115 rushing yards	at ULM
Sam Pinckney	133 receiving yards	at ULM

OFFENSIVE NOTES

THE REAL MCCALL

• Two-time Sun Belt Conference Player of the Year **Grayson McCall** returns as the signal caller for the Chanticleers' offense in 2022.

www.TheRealMcCall.com

• McCall is coming off a record-setting season in 2021, as the Coastal quarterback set a new NCAA Division I FBS record in passing efficiency rating at 207.6, eclipsing the previous two records set by Alabama's Mac Jones (203.1) in 2020 and LSU's Joe Burrow (202.0) in 2019.

• McCall, the 2021 Blanchard-Rogers Trophy winner, an award given out to the best player in the state of South Carolina, ranked in the top 25 in all of NCAA Division I FBS in 2021 in several offensive categories. He ranked in the top 25 in passing efficiency (207.6), yards per pass attempt (11.92), completion percentage (73.0), passing yards per completion (16.32), points responsible for per game (17.6), passing touchdowns (27), passing yards per game (261.2), total offense per game (287.5), and points responsible for (194).

ONE FOR THE AGES

• **Grayson McCall** topped an outstanding 2020 season with an even better 2021 season, perhaps the best by a quarterback in Coastal Carolina program history.

• McCall set a new CCU single-game record with a perfect completion rate of 100 percent (13-of-13) versus ULM (Oct. 2, 2021) and tied the single-game record with five passing touchdowns versus Texas State (Nov. 20, 2021).

• The North Carolina native also set the NCAA Division I FBS and CCU single-season record in passing efficiency (207.6), as well as the CCU single-season record in pass completion percentage (73.0) and average yards per completion (16.3).

BEING ELITE IN 2021

• McCall ranked among the nation's leaders in several statistical categories last season in 2021.

STAT	#	NCAA
Passing Efficiency	207.6	1st
Yards Per Pass Attempt	11.92	1st
Passing Yards Per Completion	16.32	2nd
Completion Percentage	73.0	2nd
Points Responsible For Per Game	17.6	13th
Passing Yards Per Game	261.2	18th
Passing TDs	27	18th
Total Offense Per Game	287.5	21st
Points Responsible For	194	21st
Passing Yards	2873	42nd

BEST IN THE BELT

• For the second consecutive season, Coastal Carolina quarterback **Grayson McCall** was named the Sun Belt Conference Player of the Year in 2021.

• With his second-straight Conference Player of the Year honor, McCall became one of just four student-athletes in the history of football in the Sun Belt Conference to pick up multiple Player of the Year honors and do it in back-to-back years.

Back-to-Back SBC Player of the Year Winners

PLAYER, SCHOOL	YEAR (1)	YEAR (2)
Brandon Kennedy, North Texas	2002	2003
Ryan Aplin, A-State	2011	2012
Ja'Von Rolland-Jones, A-State	2016	2017
Grayson McCall, Coastal	2020	2021

BEING ELITE (AGAIN) IN 2022

• McCall again ranks among the nation's leaders in several statistical categories this year.

STAT	#	NCAA
Passing Efficiency	182.1	4th
Yards Per Pass Attempt	9.89	6th
Passing Touchdowns	15	9th
Points Responsible For	108	10th
Points Responsible For Per Game	18.0	16th
Passing Yards Per Completion	14.25	16th
Completion Percentage	69.4	18th
Passing Yards	1582	21st
Passing Yards Per Game	263.7	26th
Total Offense	291.3	26th

LOOKS FINE TO ME

• While **Grayson McCall** missed the 2022 spring practice season due to off-season shoulder surgery, CCU's QB1 has not skipped a beat to start the 2022 season.

• In the first half of the season, the redshirt junior quarterback has been responsible for 18 touchdowns, throwing for 15 and rushing for three, and completed 69.4 percent of his passes.

McCall 2022 Season Statistics

	C-A-I	Yds.	TD	Rushes	Yds.	TD	Off.
Army	12-17-0	174	3	6	27	1	201
GWU	22-30-1	308	3	12	13	0	321
Buffalo	16-24-0	251	3	13	13	0	264
at GSU	19-27-0	268	2	8	38	1	306
GASO	23-34-0	335	3	10	34	1	369
at ULM	19-28-0	246	1	9	41	0	287
Total	111-160-1	1582	15	48	166	3	1748

• With his 15 passing touchdowns thus far this season, McCall has increased his career total to 69 touchdown passes in just 30 games, which is just three away from the school record of 72 held by Alex Ross (2012-15).

SITTING ON TOP OF THE SUN

• **Grayson McCall**, once again, finds himself among the leaders in the Sun Belt Conference this year.

STAT	#	SBC
Passing Efficiency	182.1	1st
Yards Per Pass Attempt	9.89	1st
Passing Touchdowns	15	2nd
Passing Yards Per Completion	14.25	2nd
Points Responsible For	108	2nd
Points Responsible For Per Game	18.0	3rd
Completion Percentage	69.4	3rd
Total Offense	291.3	3rd
Passing Yards	1582	3rd
Passing Yards Per Game	263.7	4th

2022 HONORS

• In the last few weeks, **Grayson McCall** has picked up several in-season honors.

HONOR	DATE
Johnny Unitas Award Top 25	09/30
Davey O'Brien Award Great 8 List	10/03
SBC Offensive Player of the Week	10/03

17 AND COUNTING

• **Grayson McCall** made CCU history in the win at Georgia State (Sept. 22) with a touchdown pass on the very first play of the game.

• With the touchdown pass versus the Panthers (Sept. 22), McCall extended his streak with at least one touchdown pass in a game to 17 consecutive contests, setting a new school record previously held by Alex Ross.

• Ross threw a touchdown pass in 16-straight games from 2013-14.

• Since then, McCall has extended his streak to 19-straight games with three touchdown tosses in the win over Georgia Southern (Oct. 1) and one touchdown pass in the road win at ULM (Oct. 8) last week.

TWO (OR MORE) ARE BETTER THAN ONE

• With his three touchdown passes in each of the first three games this season, two TD tosses at Georgia State (Sept. 22), and three again versus Georgia Southern (Oct. 1), **Grayson McCall** has thrown for two or more touchdown passes in 22 different games over his 30-game career at CCU.

• He enters this week's game versus Old Dominion (Oct. 15), having thrown two or more touchdown passes in eight of his last 10 games.

OFFENSIVE NOTES

MCCALL MILESTONES

• Redshirt junior quarterback **Grayson McCall** is on the verge of reaching or has eclipsed several career milestones.

McCall Milestones

MILESTONE	#
1,000 career rushing yards	1,036
7,000 career passing yards	6,968
8,000 career total yards of offense	8,004
70 career passing touchdowns	69
500 career pass completions	463

MCCALL WATCH

• In just 30 games as a Chant, **Grayson McCall** has already etched his name throughout the Coastal Carolina football record book.

PASS COMPLETIONS

Rank	Chant (Years)	Pass Comp.
1.	Alex Ross (2012-15)	760
2.	Zach MacDowall (2008-10)	494
3.	Tyler Thigpen (2003-06)	468
4.	Grayson McCall (2019-present)	463
5.	Aramis Hillary (2010-12)	387

PASSING YARDS

Rank	Chant (Years)	Pass Yards
1.	Alex Ross (2012-15)	9918
2.	Grayson McCall (2019-present)	6968
3.	Tyler Thigpen (2003-06)	6598
4.	Zach MacDowall (2008-10)	6360
5.	Aramis Hillary (2010-12)	4546

PASSING TOUCHDOWNS

Rank	Chant (Years)	Pass TD
1.	Alex Ross (2012-15)	72
2.	Grayson McCall (2019-present)	69
3.	Tyler Thigpen (2003-06)	53
4.	Zach MacDowall (2008-10)	45
5.	Aramis Hillary (2010-12)	36

PASS COMPLETION PERCENTAGE (MIN. 100 ATT.)

Rank	Chant (Years)	Comp. %
1.	Grayson McCall (2019-present)	70.7
2.	Alex Ross (2012-15)	64.7
3.	Bryce Carpenter (2018-present)	64.3
4.	Aramis Hillary (2010-12)	64.2
5.	Fred Payton (2018-20)	62.4

PASS EFFICIENCY (MIN. 100 ATTEMPTS)

Rank	Chant (Years)	EFFICIENCY
1.	Grayson McCall (2019-present)	192.7
2.	Alex Ross (2012-15)	151.8
3.	Tyler Keane (2014-17)	149.5
4.	Fred Payton (2018-20)	145.4
5.	Aramis Hillary (2010-12)	142.2

TOUCHDOWNS RESPONSIBLE FOR

Rank	Chant (Years)	EFFICIENCY
1.	Alex Ross (2012-15)	91
2.	Grayson McCall (2019-present)	83
3.	Tyler Thigpen (2003-06)	66
4.	De'Angelo Henderson (2013-16)	64

TOTAL OFFENSIVE YARDS

Rank	Chant (Years)	EFFICIENCY
1.	Alex Ross (2012-15)	11482
2.	Tyler Thigpen (2003-06)	8236
2.	Grayson McCall (2019-present)	8004
4.	Zach MacDowall (2008-10)	7139
5.	Aramis Hillary (2010-12)	5404

DEFENSIVE NOTES

AT THE TOP AGAIN IN 2021

• The Coastal defense, once again, ranked in the top 50 nationally in several defensive categories last season in 2021.

STAT	#	NCAA
Passing Yards Allowed (per game)	190.3	16th
Total Defense (yards per game)	339.4	25th
Scoring Defense (points per game)	21.6	25th
First Downs Defense	232	26th
Team Tackles-for-Loss (per game)	6.6	30th
Red-Zone Defense (pct.)	77.5	32nd
Rushing Defense (yards per game)	133.8	39th
Team Passing Effic. Defense	126.27	39th
Third-Down Conv. Pct. Defense	36.0	40th
Fourth-Down Conv. Pct. Defense	44.8	43rd
Team Sacks (per game)	2.54	45th

STRONG AGAINST THE RUN TO START 2022

• The “Black Swarm” defense is off to a good start against the run this season, as the Coastal defense held Army’s rushing attack to just 202 yards, 80 yards under its average from a year ago, in the season opener (Sept. 3).

• Over the last three years, the Black Knights have been one of the nation’s leaders in rushing yards each season, including ranking second nationally in all of FBS last year in 2021.

YEAR	NCAA RANK	AVG. YARDS
2021	2nd	280.6
2020	4th	273.0
2019	3rd	297.2

• In the win over Gardner-Webb (Sept. 10), the Chants held GWU to just 47 rushing yards on 28 carries. The week before, GWU had run for 412 yards on 57 carries – its most ground yardage since moving to NCAA Division I in 2000 - in a 56-21 win over Limestone (Sept. 3).

• Versus Buffalo (Sept. 17), the Chants held the Bulls to just 59 net rushing yards on 44 carries, an average of just 1.3 yards per rush.

• This was aided by the defense recording five sacks for a loss of 30 yards as well as a Buffalo fumble on a punt, which goes down as a team rush for a loss of 13 yards.

• CCU held true to stopping the run again in the road win at Georgia State (Sept. 22), as the Chants held the Panthers to just 78 rushing yards for the game.

• Coastal’s defense is holding opponents to just 118.2 rushing yards per game this season, which ranks fifth in the Sun Belt and 36th in all of FBS football.

STOUT AGAINST THE RUN

• Over the last three-plus seasons under defensive coordinator **Chad Staggs**, the Chants have held teams under 100 rushing yards 15 times, including three times in 2019, four times in 2020, five times in 2021, and already three times this season in 2022.

Games with less than 100-yards rushing allowed

DATE	OPPONENT	YARDS
09/14/19	Norfolk State	42
11/16/19	at Arkansas State	71
11/30/19	Texas State	36
10/03/20	Arkansas State	36
10/31/20	at Georgia State	76
11/07/20	South Alabama	93
12/12/20	at Troy	89
09/25/21	UMass	28
10/02/21	ULM	72
10/07/21	at Arkansas State	18
11/06/21	at Georgia Southern	80
11/26/21	at South Alabama	-5
09/10/22	Gardner-Webb	47
09/17/22	Buffalo	59
09/22/22	at Georgia State	78

• The 18 rushing yards allowed by the Chants at Arkansas State (Oct. 7, 2021), was at the time, a new FBS single-game record for the CCU defense and ranked as the fourth-fewest rushing yards allowed to an opponent in a single game in program history.

• However, CCU topped that mark by holding South Alabama to -5 rushing yards for the game in the 27-21 overtime win in the regular-season finale (Nov. 26, 2021).

• The negative -5 rushing yards are the fewest allowed by a Chants team in their young FBS history and the second-fewest in the program’s 19-year history.

Fewest Rushing Yards Allowed in a Game

DATE	OPPONENT	YARDS
11/17/16	Liberty	-23
11/26/21	at South Alabama	-5
10/13/07	Chowan	8
10/20/12	at VMI	16
10/07/21	at Arkansas State	18
09/25/21	UMass	28
11/08/03	at Davidson	31

• This season, Coastal held Gardner-Webb (Sept. 10) to just 47 rushing yards on 28 carries, an average of 1.7 yards per run in the week two home win, and followed that up by holding Buffalo (Sept. 17) to just 59 yards on 44 carries, an average of just 1.3 yards per carry.

LET’S MEET IN THE BACKFIELD

• Coastal’s defense has had a field day in the opposing teams’ backfields this season, as the Chants have totaled 16 sacks, which is fifth in the Sun Belt and tied for 20th in all of FBS.

• CCU’s average of 2.67 sacks per game entering Saturday’s contest versus Old Dominion (Oct. 15) is fifth in the Sun Belt and 24th nationally.

• On top of the sacks, Coastal’s defense has totaled 41 tackles-for-loss this season, which is fourth in the Sun Belt and tied for 22nd overall in all of FBS football.

• It has been a team effort, as nine different Chants have contributed at least 1.0-sack this season, which is tied for the 13th-most nationally in all of FBS.

Most Players with at Least 1.0 Sack on the Season

RANK	TEAM	# OF PLAYERS
1.	Bowling Green	13
2.	Cincinnati	12
3.	Illinois	11
	USC	11
5.	Maryland	10
	Michigan	10
	Missouri	10
	Ole Miss	10
	Penn State	10
	Tennessee	10
	UNLV	10
	Washington State	10
13.	Coastal Carolina	9
	Alabama	9
	Liberty	9
	Temple	9
	Troy	9

* courtesy of Vincent Briedis, Bowling Green

BACK TO THEIR OLD WAYS

• The “Black Swarm” defense is back to its old ways in 2022, as the Chants have picked up 17 turnovers this year - 15 on defense and two on special teams.

• With their 17 turnovers gained, the Chants rank first nationally in all of FBS.

Most Turnovers Forced in NCAA FBS

RANK	TEAM	TO
1.	Coastal Carolina	17
2.	USC	15
	Georgia State	15
	Liberty	15
	Western Kentucky	15
6.	Louisiana	14
	Illinois	14
	Nevada	14
9.	Five teams	13

DEFENSIVE NOTES

• The Coastal defense forced just 12 turnovers all of last year - six interceptions and six fumble recoveries - after forcing 25 turnovers in 2020 (16 interceptions and nine fumble recoveries).

BALL HAWKS CHANTS

• The Chants have picked off eight passes this season, with one in the season opener versus Army West Point (Sept. 3), two in each of the next three games against Gardner-Webb (Sept. 10), Buffalo (Sept. 17), and Georgia State (Sept. 22), and one more versus Georgia Southern (Oct. 1).

• The eight interceptions have come from six different players led by redshirt-senior co-captain **Lance Boykin**'s two picks in the win over Gardner-Webb (Sept. 10) and two interceptions in back-to-back games from **Tre' Pinkney** versus both Georgia schools.

• CCU's eight interceptions as a team are tied for third in the Sun Belt and tied for the 13th-most in all of FBS.

Most Interceptions in 2022

RANK	TEAM	INTS
1.	USC	12
2.	UNLV	11
3.	Louisiana	10
	Utah	10
	Wisconsin	10
	Georgia State	10
7.	NC State	9
	Kansas State	9
	Memphis	9
	Nevada	9
	Illinois	9
	Western Kentucky	9
13.	Coastal Carolina	8
	Nine other teams	8

FALLING ON FUMBLES

• While the Chants have picked off eight passes this season, the "Black Swarm" defense has also recovered nine fumbles, including one that the punt return team took back to the end zone for a touchdown in the win over Buffalo (Sept. 17).

• The nine fumble recoveries are the most by a team in all of NCAA FBS football.

Most Fumble Recoveries in 2022

RANK	TEAM	RECOVERIES
1.	Coastal Carolina	9
2.	Texas A&M	8
	Duke	8
	UTEP	8
	LSU	8
	Bowling Green	8
7.	Seven teams	7

NOT SINCE 2004

• Coastal Carolina linebacker **JT Killen** recovered not one but two fumbles in the road win at ULM (Oct. 8) last time out.

• While his two fumble recoveries in the same game was a career-high, Killen also became the first Chanticleer to recover two or more fumbles in the same game since Sam Harper fell on three loose balls versus Jacksonville on Nov. 13, 2004.

IF IT WASN'T FOR THE BIG PLAYS ...

• Coastal's Achilles heel this season on the defensive side of the ball has been the big play.

• The Chants' defense has given up a total of 28 plays of 20-plus yards or more from the line of scrimmage this season - 23 pass plays and five running plays.

• In the season opener versus Army (Sept. 3), most of Army's offensive yards came from three big plays, as the Black Knights had plays of 73, 70, and 54 yards on the night, all of which went for touchdowns.

• If you take out those three big plays, the Black Knights totaled just 147 yards of offense over 44 plays, an average of just 3.4 yards per play.

• In the win over Gardner-Webb (Sept. 10), the Chants gave up eight pass plays of 20-yards or more to the Runnin' Bulldogs.

• Versus Buffalo (Sept. 17), the "Black Swarm" defense contained the Bulls and allowed just one pass play of 20-yards in the win.

• In the road game at Georgia State (Sept. 22), the Panthers totaled five pass plays that went over 20 yards, one of which was a 29-yard touchdown pass from Darren Grainger to Robert Lewis in the second quarter.

• Versus Georgia Southern (Oct. 1), the Chants gave up six plays of 20-yards or more, four via the passing game and two on the ground in the rushing attack.

• At ULM (Oct. 8), the Chants' defense allowed five 20-plus yard plays, four passes and one rush, with a 42-yard touchdown pass in the third quarter being the lone score for both teams in the second half of play.

NO-FLY ZONE IN 2021

• Coastal was the last team in all of college football (FBS, FCS, DII, DIII, NAIA, etc.) to allow a passing touchdown last season, as the first passing touchdown the Chants surrendered came in the second half of the sixth game of the year at Arkansas State (Oct. 7, 2021).

• The Chants allowed just 15 passing touchdowns to their opponents last year, which was second in the Sun Belt and 21st nationally.

• Overall, the Chants on average allowed just 190.3 passing yards per game, which ranked second in the Sun Belt and 16th nationally in FBS in 2021.

• However, this season, the Coastal defense has given up on average 277.0 passing yards per game, including 448 to GWU (Sept. 10).

• Overall, the pass defense has given up 34 passing plays of 15-plus yards, including 23 passing plays over 20 yards this season.

CHANGING OF THE GUARD

• The 2022 season will see a changing of the guard in terms of the "Black Swarm" defense at Coastal Carolina, as gone are Silas Kelly, Teddy Gallagher, C.J. Brewer, Jeffrey Gunter, and Alex Spillum, who were all three-year starters on the defensive side of the ball.

• Leading the way are Chants that waited for their turns, as linebackers **JT Killen** and **Tre' Pinkney** lead the team with 49 and 36 tackles, respectively.

• New defensive captains **Lance Boykin** and **Jerrod Clark** have recorded 27 and 24 total stops this season. Clark is second on the team with 5.0 tackles-for-loss and 2.0 sacks, while Boykin has two interceptions and three pass breakups.

• In addition, to those experienced returners, second-year Chants in **Tobias Fletcher** and **Charles Arnold Jr.** have made the most of their time at the safety positions, totaling 27 and 23 tackles apiece this season.

• On top of that, true sophomore bandit end **Josaiah Stewart**, who set the CCU single-season sacks record with 12.5 last year as a true freshman, has totaled 20 tackles and 4.0 tackles-for-loss this season despite being double-teamed over 80 percent of the time.

DEFENSIVE NOTES

DEFENSIVE RECORDS WATCH

• Several Chanticleers are making their way up the top 10 lists in the Coastal career record book.

MOST INTERCEPTIONS

Rank	Chant (Years)	INTS
1.	Quinton Teal (2003-06)	17
2.	Josh Norman (2008-11)	13
3.	Marrio Norman (2004, 06-08)	11
4.	Dewitt Myers (2003-06)	10
5.	Dominique Davenport (2006-10)	9
6.	Quinn Backus (2011-14)	8
	Keon Cunningham (2007-10)	8
8.	Alex Spillum (2018-21)	7
	Chandler Kryst (2016-19)	7
	Kamron Summers (2013-16)	7
	Johnnie Houston (2010-13)	7
-	D’Jordan Strong (2020-present)	6

QUARTERBACK SACKS

Rank	Chant (Years)	SACKS
1.	Tarron Jackson (2016-20)	26.5
2.	Jeffrey Gunter (2017-18, 20-21)	18.0
3.	Phillip Oboh (2006-09)	17.0
4.	Adrain Grady (2003-07)	16.5
5.	C.J. Brewer (2017-21)	16.0
6.	Josaiah Stewart (2021-present)	14.0
	Roderick Holder (2012-15)	14.0
	Maurice Simpkins (2003-05)	14.0
9.	Silas Kelly (2017-21)	10.0
10.	Three players	9.5

TURNOVER CLOAK

• The “Black Swarm” defense unveiled the Turnover Cloak on the sidelines for the 2019 season. The “King of the South” is presented with the Turnover Cloak when recording an interception or recovering a fumble.

• This season alone, 13 different Chants have dawned the Turnover Cloak.

• Super senior **Tavyn Jackson** celebrated the “Black Swarm’s” first Turnover Cloak presentation of 2022 with an interception in the third quarter of the win over Army (Sept. 3).

• A trio of Chants joined in on the turnover fun for the first time in the win over Gardner-Webb (Sept. 10), as **Kade Hensley**, **Braylon Ryan**, and **Jairan Parker** all recovered a fumble to sport the Turnover Cloak.

• Redshirt senior **Lance Boykin** had not one but two cloak ceremonies in the win over the Runnin’ Bulldogs (Sept. 10), as he had two interceptions in the fourth quarter to help seal the win for CCU.

• Cornerbacks **D’Jordan Strong** and **Jacob Proche** dawned the cloak with interceptions in the win over Buffalo (Sept. 17), while both **Jahmar Brown** and **Kennedy Roberts** recovered a fumble to take part in their first-ever cloak ceremony like Proche.

• In the win at Georgia State (Sept. 22), four different Chants earned their first cloak celebration as **JT Killen** and **Tobias Fletcher** both recovered fumbles, while both **Charles Arnold Jr.** and **Tre’ Pinkney** had their first career interceptions.

• Pinkney earned his second Turnover Cloak ceremony with an interception in the win over Georgia Southern (Oct. 1).

• To top his fellow linebacker Pinkney, Killen picked up not one, but two cloak presentations in the road win at ULM (Oct. 8) with two fumble recoveries in the contest.

ALL-TIME CLOAK PRESENTATIONS

CHANT	2022	ALL-TIME
Alex Spillum	N/A	10
D’Jordan Strong	1	6
Chandler Kryst	N/A	5
Brayden Matts	N/A	5
Derick Bush	N/A	4
JT Killen	3	3
Lance Boykin	2	3
C.J. Brewer	N/A	3
Teddy Gallagher	N/A	3
Silas Kelly	N/A	3
Kameron Burton	N/A	3
Tre’ Pinkney	2	2
Mason Shelton	-	2
Enock Makonzo	N/A	2
Jeffrey Gunter	N/A	2
Tobias Fletcher	1	1
Charles Arnold Jr.	1	1
Jahmar Brown	1	1
Jacob Proche	1	1
Tavyn Jackson	1	1
Kade Hensley	1	1
Braylon Ryan	1	1
Jairan Parker	1	1
Kennedy Roberts	1	1
Dre Pinckney	-	1
Aaron Bedgood	-	1
Manny Stokes Jr.	-	1
Jaivon Heiligh	N/A	1
Jordan Morris	N/A	1
Tarron Jackson	N/A	1
Mallory Claybourne	N/A	1
Cincir Evans	N/A	1
Michael Makins	N/A	1
William Stewart	N/A	1

BLACK SWARM EFFECT

• In the last three-plus seasons under defensive coordinator **Chad Staggs** in 2019, 2020, 2021, and now 2022, the “Black Swarm” defense has improved across the board statistically from the 2018 season, the year prior to him coming to CCU.

STAT	2018 (Before Staggs)	2019	2020	2021	2022
Interceptions	4 (126th)	11 (46th)	16 (3rd)	6 (109th)	8 (13th)
Turnovers	12 (117th)	17 (74th)	25 (2nd)	12 (112th)	17 (1st)
Sacks	19 (109th)	21 (94th)	34 (10th)	33 (42nd)	16 (20th)
First Downs Allowed	259 (68th)	241 (34th)	223 (94th)	232 (26th)	126 (86th)
Total Defense	450.8 (110th)	383.6 (62nd)	351.9 (31st)	339.4 (25th)	395.2 (85th)
Passing Defense	206.4 (41st)	223.5 (61st)	204.2 (32nd)	190.3 (16th)	277.0 (117th)
Rushing Defense	244.4 (120th)	160.1 (70th)	147.7 (47th)	149.1 (61st)	118.2 (36th)
Scoring Defense	33.2 (100th)	30.5 (85th)	20.2 (19th)	21.6 (25th)	26.0 (67th)

* stat number (NCAA ranking)

SPECIAL TEAMS NOTES

WHO THIS?

- For the first time in three years, the Chanticleers will have a new long snapper, holder, placekicker, and punter, as Coastal returns just one player who attempted at least one kick last season.
- CCU's all-time career leader in made field goals, Massimo Biscardi, is gone, as is three-year long snapper CJ Schrimpf and six-year veteran punter and holder Charles Ouverson.
- The specialist group this season is undergoing a youth movement and is an inexperienced group that will get on-the-job training together in 2022.

Special(ist) Youth Movement

CHANT	YEAR
Payton Bunch, LS	R-Jr.
Hunter Patrick, PK	R-So.
Liam Gray, PK	R-Fr.
Kade Hensley, PK/P	R-Fr.
John Kirkpatrick, LS	R-Fr.
Mack West, P/PK, Holder	R-Fr.
Evan Crenshaw, P	Fr.
Nate Merchant, LS	Fr.

Game Experience Among the Specialists

CHANT	GP	STATS
Payton Bunch	10	59 snaps
Kade Hensley	6	5-7 FGs / 27-27 PATs
Liam Gray	6	1-2 FGs / 12 PATs
Mack West	6	34 holds / 2 punts
Evan Crenshaw	6	24 punts
Hunter Patrick	0	-
John Kirkpatrick	0	-
Nate Merchant	0	-

LEG OF LIAM

- **Liam Gray** made his season debut in the win at Georgia State (Sept. 22), as he handled the kickoffs for the Chants.
- Gray had eight kickoffs for 512 yards, an average of 64.0 yards per kick, and totaled six touchbacks in the road win at Georgia State (Sept. 22).
- The redshirt freshman totaled six kickoffs for a total of 364 yards and two touchbacks in the home win over Georgia Southern (Oct. 1).
- At ULM (Oct. 8), Gray had one touchback, as he kicked-off five times for a total of 317 yards, an average of 63.4 yards per kick.
- In three games this season, Gray is averaging 62.8 yards per kickoff and has totaled nine touchbacks.

HOT START FOR HENSLEY

- Redshirt freshman kicker **Kade Hensley** got off to a great start to the season, as he made good on each of his first five field goal attempts, including a 48-yarder in the win over Gardner-Webb (Sept. 10).
- Although he is a perfect 27-for-27 in extra-point attempts (PATs) this year, he has missed each of his last two field goal attempts - one at Georgia State (Sept. 22) and one at home versus Georgia Southern (Oct. 1).

Kicking Per Game

DATE	OPPONENT	FGS	PATS
09/03/22	Army West Point	1-1	5-5
09/10/22	Gardner-Webb	1-1	4-4
09/17/22	Buffalo	1-1	5-5
09/22/22	at Georgia State	2-3	5-5
10/01/22	Georgia Southern	0-1	4-4
10/08/22	at ULM	-	4-4
Totals	-	5-7	27-27

DAS BOOT

- Coastal true freshman punter **Evan Crenshaw** has done well this season when called upon.
- Crenshaw has punted 21 times for a total of 774 yards, an average of 36.9 yards per punt in his first intercollegiate season.
- He has placed six of his 21 punts inside the opponent's 20-yard line and has had eight punts fair caught on the year.

GO WEST SON

- Redshirt freshman **Mack West** has played in all six games this season for the Chants, as he has served as the holder for all field goal and extra-point attempts.
- On top of holding for all seven field goal attempts and the 27 PATs this season, he was called upon to punt in the home win over Georgia Southern (Oct. 1).
- Asked to pin the Eagles back inside their 20-yard line, West did just that, booting a 33-yard pooch-punt to the Georgia Southern 11-yard line.

HERE COMES MCDOOM

- Coastal Carolina true freshman **Matthew McDoom** was named the Sun Belt Conference Football Special Teams Player of the Week on Monday, Sept. 12, for his performance on special teams in the Chanticleers' win over Gardner-Webb (Sept. 10).
- McDoom had perhaps the biggest game-changing play in the win over GWU, as he returned a kickoff 95 yards for a touchdown, the first of his career.
- McDoom's 95-yard kick return score was the first kickoff return for a touchdown for the Chanticleers since Ky'Jon Tyler returned one for a touchdown versus Hampton in 2016.
- His 95-yard kick return was the longest for the Chanticleers since Tyler had a 50-yard kickoff return versus Troy in 2017 and was tied for the fifth-longest scoring play in Coastal Carolina program history.
- On the opening kickoff in the road win at Georgia State (Sept. 22), McDoom returned the kick 50 yards, taking the ball from the goal line to midfield.

SPECIAL POINTS

- The Chants' special teams have scored not one but two touchdowns this season and two different ways.
- CCU's **Matthew McDoom** returned a kickoff 95-yards for a touchdown in the home win over Gardner-Webb (Sept. 10) in week two.
- In week three versus Buffalo (Sept. 17), **Jahmar Brown** did a scoop and score on a fumble by the Bulls' punter on a low snap, scoring six points in the 21-yard TD return.

MISCELLANEOUS NOTES

SBC WEEKLY HONORS IN 2022

• Coastal has had two student-athletes earn Sun Belt Conference weekly honors this season.

• Freshman **Matthew McDoom** was named the SBC Special Teams Player of the Week on Sept. 12.

• Co-captain and redshirt junior quarterback **Grayson McCall** was tabbed the Sun Belt Conference Offensive Player of the Week on Oct. 3.

Date	Chant	Honor
Sept. 12	Matthew McDoom	Special Teams
Oct. 3	Grayson McCall	Offensive

GRADUATES

• The 2022 Coastal Carolina roster has a total of 11 student-athletes that have already graduated with at least one degree heading into the 2022 season.

Chant

Bryce Carpenter, QB/Ath
Jamar Darboe, LB
Kassy Desir, OL
Amadou Fofana, DE
Adrian Hope, Bandit
Antwine Loper, OL
Jairan Parker, Spur
Kennedy Roberts, DT
Justin Scola, Bandit
D’Jordan Strong, CB
Rolan Wooden II, DT

REESE’S PIECES

• Coastal Carolina had two seniors named to the 2023 Reese’s Senior Bowl watch list.

Senior Chant

Lance Boykin, CB
Jerrod Clark, NT

• Former Chanticleer tight end Isaiah Likely played in the 2022 Reese’s Senior Bowl last year, joining Tarron Jackson (2021), Josh Norman (2012), and Lorenzo Taliaferro (2014) to play in the prestigious event.

I’M THE CAPTAIN NOW

• The Chanticleers announced their four captains at the end of the summer workouts, as voted on by the team.

2022 Captains

Grayson McCall, QB
Aaron Bedgood, RB
Jerrod Clark, NT
Lance Boykin, CB

NEW NUMBER, WHO THIS?

• Coastal has had just a few players change numbers this season from last year.

Offense	2021 #	2022 #
Jayden Addison	65	59
CJ Beasley	27	4
Kip Green	53	51
Logan Mauldin	21	20
Chris Rhone	80	6
Tyler Roberts	9	5

Defense	2021 #	2022 #
Tobias Fletcher	18	4
Tavyn Jackson	42	10
Dre Pinckney	19	12

#PROCHANTS

• The Chanticleers will have a handful of former players playing professionally this season in the NFL, USFL, CFL, and overseas.

NFL

Anthony Chesley *	Tampa Bay Buccaneers
Jeffrey Gunter	Cincinnati Bengals
Tarron Jackson	Philadelphia Eagles
Isaiah Likely	Baltimore Ravens

USFL

CJ Marable	Birmingham Stallions
------------	----------------------

CFL

Jaivon Heiligh *	Winnipeg Blue Bombers
Enock Makonzo	Edmonton Elks

GERMANY

Alex Spillum	Schwäbisch Hall Unicorns
--------------	--------------------------

**practice squad*

^ CJ Brewer played one game with the Buffalo Bills and was on their practice squad for the first three weeks of the season.

SASSER HALL OF FAME

• As part of the Homecoming Weekend at CCU, the athletics department will induct three members of the Chanticleer football program into the Sasser Hall of Fame.

CHANTS	YEARS AT CCU
David Bennett - Head Coach	2003-11
Joe Moglia - Head Coach	2012-18
De’Angelo Henderson - Player	2012-16

2022 PRESEASON HONORS

BRAYDON BENNETT

- 2022 Pro Football Focus (PFF) College Preseason All-Sun Belt Third Team
- 2022 Phil Steele Preseason SBC All-Conference Fourth Team
- 2022 Athlon Sports Preseason All-Sun Belt Fourth Team

LANCE BOYKIN

- 2022 East-West Shrine Bowl 1000 Preseason List
- 2023 Reese's Senior Bowl Watch List

JERROD CLARK

- 2022 Preseason All-Sun Belt Second Team
- 2022 East-West Shrine Bowl 1000 Preseason List
- 2023 Reese's Senior Bowl Watch List
- 2022 Phil Steele Preseason SBC All-Conference Fourth Team
- 2022 Pro Football Focus (PFF) College Preseason All-Sun Belt Honorable Mention
- 2022 Athlon Sports Preseason All-Sun Belt Third Team

WILLIE LAMPKIN

- 2022 Preseason All-Sun Belt First Team
- 2022 Rimington Trophy Preseason Watch List
- 2022 Rotary Lombardi Award Watch List
- 2022 Phil Steele Preseason SBC All-Conference First Team
- 2022 Athlon Sports Preseason All-Sun Belt First Team
- 2022 Pro Football Focus (PFF) College Preseason All-Sun Belt Second Team
- 2022 Pro Football Network (PFN) College Football Preseason All-American Honorable Mention

ANTWINE LOPER

- 2022 Athlon Sports Preseason All-Sun Belt Third Team
- 2022 Pro Football Focus (PFF) College Preseason All-Sun Belt Honorable Mention

GRAYSON MCCALL

- 2022 Preseason Sun Belt Offensive Player of the Year
- 2022 Preseason All-Sun Belt First Team
- 2022 Walter Camp Player of the Year Preseason Watch List
- 2022 Maxwell Award Preseason Watch List
- 2022 Johnny Unitas Golden Arm Award Preseason Watch List
- 2022 Manning Award Preseason Watch List
- 2022 Davey O'Brien Award Preseason Watch List
- 2022 CFPA National Performer of the Year Trophy Watch List
- 2022 Athlon Sports Preseason All-America Fourth Team
- 2022 College Football SIS Preseason All-American Honorable Mention
- 2022 Pro Football Network (PFN) College Football Preseason All-American Honorable Mention
- 2022 Phil Steele Preseason SBC All-Conference First Team
- 2022 Athlon Sports Preseason All-Sun Belt First Team
- 2022 Pro Football Focus (PFF) College Preseason All-Sun Belt First Team

SAM PINCKNEY

- 2022 East-West Shrine Bowl 1000 Preseason List
- 2022 Pro Football Focus (PFF) College Preseason All-Sun Belt Second Team
- 2022 Phil Steele Preseason SBC All-Conference Fourth Team
- 2022 Athlon Sports Preseason All-Sun Belt Fourth Team

KENNEDY ROBERTS

- 2022 Allstate AFCA Good Works Team Nominee

JOSIAH STEWART

- 2022 Preseason Sun Belt Defensive Player of the Year
- 2022 Preseason All-Sun Belt First Team
- 2022 Rotary Lombardi Award Watch List
- 2022 Pro Football Network (PFN) College Football Preseason All-American Honorable Mention
- 2022 Phil Steele Preseason SBC All-Conference First Team
- 2022 Athlon Sports Preseason All-Sun Belt First Team
- 2022 Pro Football Focus (PFF) College Preseason All-Sun Belt First Team

D'JORDAN STRONG

- 2022 Preseason All-Sun Belt First Team
- 2022 East-West Shrine Bowl 1000 Preseason List
- 2022 Phil Steele Preseason SBC All-Conference Second Team
- 2022 Athlon Sports Preseason All-Sun Belt Second Team
- 2022 Pro Football Focus (PFF) College Preseason All-Sun Belt Third Team
- 2022 Pro Football Network (PFN) College Football Preseason All-American Honorable Mention

REESE WHITE

- 2022 Athlon Sports Preseason All-Sun Belt Third Team
- 2022 Pro Football Focus (PFF) College Preseason All-Sun Belt Honorable Mention



QUICK FACTS

UNIVERSITY INFORMATION	
Name of School	Coastal Carolina University
	* Coastal Carolina, Coastal, or CCU
Location	Conway, S.C.
Founded	1954
Enrollment	10,473
Nickname	Chanticleers
Pronunciation of Nickname	SHON-ti-cleers
Mascot	Chauncey
School Colors	Teal, Bronze, and Black
Affiliation	NCAA Division 1 FBS
Conference	Sun Belt Conference
University President	Michael T. Benson, D.Phil.
Alma Mater	BYU (1990)
V.P. of Intercollegiate Athletics	Matt Hogue
Alma Mater	South Carolina (1993)
Athletic Department Phone	843-349-2820
Ticket Office Phone	843-347-8499
University Website	www.coastal.edu
Athletics Website	www.GoCCUsports.com
Conference Website	www.sunbeltsports.org

STADIUM INFORMATION

Stadium Name	Brooks Stadium
Field Name	Benton Field
Surface	Artificial Turf (Teal "Surf Turf")
Capacity	20,000
Press Box Phone	843-234-3404
First Year	2003
Renovations	2006, 2010, 2012, 2017, 2019
First Game	Sept. 6, 2003 (Coastal 21, Newberry 14)
Largest Crowd	21,165 (Sept. 3, 22 - CCU 38, Army 28)
Record at Stadium	87-31 (.737)
Most Consecutive Wins at Stadium	13 (2012-14)

COASTAL CAROLINA FOOTBALL HISTORY

First Year	2003
All-Time Record	155-80 (.660)
All-Time Conference Record	67-41 (.620)
Sun Belt Conference (2017-present)	23-20 (.535)
Big South Conference (2003-15)	44-21 (.677)
NCAA FBS All-Time Bowl Game Record	1-1 (.500)
Years in a NCAA FBS Postseason Bowl Game	2
	2020 • 2021
NCAA FCS All-Time Playoff Record	4-6 (.400)
Years in NCAA FCS Playoffs	6
	2006 • 2010 • 2012 • 2013 • 2014 • 2015
Conference Championships	9
	2004 • 2005 • 2006 • 2010 • 2012 • 2013 • 2014 • 2016* • 2020

*Football Transition Committee Conference Champions

COASTAL CAROLINA COACHES

Jamey Chadwell	Head Coach (Fifth Season)
Overall Record at Coastal	36-19 *
Overall Career Record	96-54 ^

* interim head coach in 2017

^ Charleston Southern later vacated wins due to NCAA violations department wide (8 in 2014; 10 in 2015)

Chad Staggs	Defensive Coordinator/Safeties
Newland Isaac	Co-Offensive Coordinator/Running Backs
Willy Korn	Co-Offensive Coordinator/Quarterbacks
Malcolm Dixon	Wide Receivers
Bill Durkin	Offensive Line
Aaron Fierbaugh	Inside Linebackers
Bryant Foster	Defensive Backs
Cody Ladutko	Tight Ends
Skylor Magee	Defensive Line
Josh Miller	Outside Linebackers
Chad Scott	Speed, Strength and Conditioning

FUTURE NON-CONFERENCE SCHEDULES

2023
 9/2 – at UCLA
 9/16 – Duquesne
 11/18 – at Army

2024
 8/31 – at Liberty
 9/7 – William & Mary
 9/14 – at Temple
 9/21 – Virginia

2025
 8/30 – at Virginia
 9/6 – Charleston Southern
 11/22 – at South Carolina

2026
 9/19 – Temple
 10/17 – Army

2027
 9/18 – Liberty
 10/16 – at Army

2028
 10/14 – at Liberty

2029
 9/29 – at Liberty

ON THIS DATE IN CCU FOOTBALL HISTORY

- The Chanticleers have played three times on this date - Oct. 15 - with all three games coming against former Big South Conference foes.
- The Chants are 2-1 overall on this date, with both wins coming over Gardner-Webb, including a win in the transitional year in 2016.

10/15/05	Gardner-Webb	W, 34-31 (OT)
10/15/11	at Liberty	L, 27-63
10/15/16	at Gardner-Webb	W, 17-7

SUN BELT BOWL TIE INS



CURE BOWL
 Friday, December 16
 3 p.m. ET
 ESPN



LENDING TREE BOWL
 Saturday, December 17
 5:45 p.m. ET
 ESPN




MYRTLE BEACH BOWL
 Monday, December 19
 2:30 p.m. ET
 ESPN



R-L CARRIERS NEW ORLEANS BOWL
 Wednesday, December 21
 9 p.m. ET
 ESPN



CAMELLIA BOWL
 Tuesday, December 27
 Noon ET
 ESPN



2022 SUN BELT PRESEASON POLL

2022 Sun Belt Football Coaches Poll
(first-place votes in parentheses)

East Division

- 1. App State (10) - 94
- 2. Coastal Carolina (2) - 77
- 3. Georgia State (1) - 68
- 4. Marshall - 62
- 5. Georgia Southern (1) - 35
- 6. James Madison - 31
- 7. Old Dominion - 25

West Division

- 1. Louisiana (12) - 95
- 2. South Alabama (2) - 79
- 3. Troy - 76
- 4. Texas State - 41
- 5. Southern Miss - 40
- 6. Arkansas State - 37
- 7. ULM - 24



Team	— SUN BELT GAMES —					— OVERALL —				
	Record	Pct.	H	A	Streak	Record	Pct.	H	A	Streak
EAST DIVISION										
1. Coastal Carolina	3-0	1.000	1-0	2-0	W3	6-0	1.000	4-0	2-0	W6
James Madison	3-0	1.000	1-0	2-0	W3	5-0	1.000	3-0	2-0	W5
3. Old Dominion	1-0	1.000	1-0	0-0	W1	2-3	.400	2-1	0-2	L1
4. Georgia State	1-1	.500	1-1	0-0	W1	2-4	.333	1-2	1-2	W2
5. Appalachian State	1-2	.333	1-1	0-1	L2	3-3	.500	2-2	1-1	L1
6. Marshall	0-1	.000	0-0	0-1	L1	3-2	.600	2-0	1-2	W1
7. Georgia Southern	0-2	.000	0-0	0-2	L2	3-3	.500	2-0	1-3	L2
WEST DIVISION										
1. South Alabama	1-0	1.000	0-0	1-0	W1	4-1	.800	2-0	2-1	W2
2. Troy	2-1	.667	2-0	0-1	W2	4-2	.667	3-0	1-2	W3
3. Texas State	1-1	.500	1-0	0-1	W1	3-3	.400	3-0	0-3	W1
4. Arkansas State	1-2	.333	1-1	0-1	L1	2-4	.333	2-1	0-3	L1
ULM	1-2	.333	1-1	0-1	L2	2-4	.333	2-1	0-3	L2
6. Southern Miss	0-1	.000	0-0	0-1	L1	2-3	.400	1-1	1-2	L1
7. Louisiana	0-2	.000	0-1	0-1	L2	2-3	.400	2-1	0-2	L3

SUN BELT FOOTBALL SCHEDULE

WEDNESDAY • OCTOBER 12 TIME (ET)

Louisiana vs. Marshall * (ESPN2) 7:30 p.m. ET

SATURDAY • OCTOBER 15 TIME (ET)

Old Dominion vs. Coastal Carolina * (ESPNU) Noon ET

Texas State vs. Troy * (ESPN3) 3:30 p.m. ET

James Madison vs. Georgia Southern * (ESPN+) 4 p.m. ET

Arkansas State vs. Southern Miss * (ESPN+) 7 p.m. ET

ULM vs. Southern Alabama * (NFL Network) 7 p.m. ET

WEDNESDAY • OCTOBER 19 TIME (ET)

Georgia State vs. Appalachian State * (ESPN2) 7:30 p.m. ET

THURSDAY • OCTOBER 20 TIME (ET)

Troy vs. South Alabama * (ESPNU) 7:30 p.m. ET

SATURDAY • OCTOBER 22 TIME (ET)

ULM vs. Army (CBS Sports Network) Noon ET

Georgia Southern vs. Old Dominion * (ESPN+) 3:30 p.m. ET

Marshall vs. James Madison * (ESPN+) 3:30 p.m. ET

Arkansas State vs. Louisiana * (ESPN+) 5 p.m. ET

Southern Miss vs. Texas State * (ESPN+) 5 p.m. ET

* denotes a Sun Belt Conference game



BE A MAN (BAM)

What is BAM? It’s about standing on your own two feet and learning to take responsibility for yourself. We expect everyone associated with our program — players, coaches, and support staff — to live up to that responsibility. We have to follow laws, university rules, and NCAA regulations and take our one standard — BAM — very seriously.

BAM has nothing to do with gender. It has everything to do with being a great leader. A great leader has respect for others and cares about other people in his or her charge. Everybody on our team is somebody’s son or brother, and there is a responsibility associated with that.

Our mission at Coastal Carolina is that we’re going to put a team on the field that anyone associated with Coastal is going to be proud of. While winning is an important part of that, it also means that you never, ever, ever take a play off. You always give 100 percent of everything you have. This is not just football. We expect that in every endeavor our players undertake.

LIFE AFTER FOOTBALL (LAF)

Coastal is the ONLY program in the country to take 30 minutes a week out of practice to talk to our players about current events and topics that help them prepare for life after football.

AHEAD OF THEIR TIME

Led by then-head coach **Joe Moglia**, the 2016 Coastal Carolina football team all voted in the 2016 United States Presidential Election.

The Chants, who took practice time to participate and observe in mock debates and openly discuss the impact that the election has on our country, were the first NCAA football program to have the entire team vote on that first Tuesday in November.

BROOKS STADIUM

QUICK FACTS

ORIGINAL COST: \$11.6 million
 BENTON FIELD:
 • Natural grass from 2003-2014
 • Added Powerblade SD Teal Turf in 2015
 ORIGINAL BUILDING TIME FRAME:
 Construction Started – March 2002
 Groundbreaking – July 30, 2002
 Opening Game – Sept. 6, 2003
 GENERAL CONTRACTOR:
 Hill Construction
 ARCHITECTS:
 McMillan Smith & Partners



The Coastal Carolina University football stadium officially opened as Brooks Stadium on Sept. 6, 2003, for the inaugural home game of the Chanticleer football program. Scoring a touchdown with just seconds left on the clock, the Chanticleers defeated Newberry College 21-14.

With a gift from the late businessman Bob Brooks, the stadium was named in honor of Brooks’ children Coby Garrett and Boni Belle. The \$2 million gift is still among the largest gifts ever made to the University.

Brooks, who grew up on a farm in Loris, S.C., was the CEO and founder of Eastern Foods, Inc., creators of the Naturally Fresh line of products, and chairman of Hooters of America, Inc. He also created Hooters Air Charter Airline, the National Golf Association Hooters Tour, and the Hooters ProCup Series, a series of short-track races in small towns throughout the Southeast and Midwest. Brooks passed away in 2006.

Phase I of the stadium construction included 6,408 seats, while Phase II added almost 1,000 additional seats prior to the 2006 season. The third phase of Brooks Stadium was completed in 2010 when approximately 1,600 seats were added directly behind the north end zone. Affectionately referred to as the Chantourage section, the seating directly in front of the field house was designated as the student section in 2011.

Brooks Stadium has been ranked among the top stadiums in the nation in attendance based on capacity. In 2010, the Chanticleers hosted a first-round NCAA Division I Football Championship playoff game against Western Illinois. The game marked the first postseason game played in Brooks Stadium.

On Feb. 15, 2013, the women’s lacrosse team opened its inaugural season on its new home field inside Brooks Stadium. Women’s lacrosse became the 18th Division I sports program for the Chanticleers.

The facility underwent a major transformation in the spring of 2015 as Benton Field went from natural grass to artificial teal turf ... or “The Surf Turf.” The first pieces of Powerblade SD turf were laid on April 2 and the project was completed later that month. The project had a budget of \$1.2 million.

Brooks Stadium was designed and built with the capability to expand from its inception. That original design came to fruition as Coastal embarked on another two-phase expansion in the spring of 2017 that brought the capacity to approximately 20,000.

The first phase boosted the seating capacity to 15,000 and included adding seats to both corners of the end zone nearest the field house, expanding the sections closest to the field on both sides toward the scoreboard, and expanding the upper deck on the east side to match the length of the lower deck.

Prior to the 2019 season, a second level and premium suites were completed on the west side to increase the capacity to 20,000. The cost of the two-phase project was \$31.8 million.

STADIUM CAPACITY THROUGH THE YEARS

2003	6,408
2006	7,322
2010	9,102
2012	9,214
2017	15,000
2019	20,000

HEAD COACH JAMEY CHADWELL



HEAD COACH
FIFTH SEASON

CAREER HIGHLIGHTS

- 2020 Walter Camp Coach of the Year.
- 2020 Associated Press Coach of the Year.
- 2020 The Home Depot College Football Coach of the Year.
- 2020 Eddie Robinson Coach of the Year.
- 2020 George Munger College Coach of the Year Award.
- Sporting News' 2020 Coach of the Year.
- 2020 CBS Sports/247Sports Coach of the Year.
- 2020 Paul "Bear" Bryant Group of 5 2020 Conference Coach of the Year.
- 2020 The Premier Coach of College Football by Premier Players, Inc.
- 2020 Werner Ladder AFCA FBS Region 2 Coach of the Year.
- 2020 Grant Teaff Coach of the Year Award (FCA).
- 2020 Paul "Bear" Bryant Coach of the Year Award Finalist.
- 2020 Lombardi Honors Coach of the Year Award Finalist.
- 2020 Lombardi Honors Coach of the Year Award Finalist.
- 2015 Eddie Robinson FCS National Coach of the Year Finalist.
- 2013 Eddie Robinson FCS National Coach of the Year Finalist.
- 2013 AFCA Region II FCS Coach of the Year.
- Three-time Big South Coach of the Year (2013, 2015, and 2016).
- Sun Belt Coach of the Year (2020).
- Won one Sun Belt Conference Championship (2020).
- Won two Big South Conference Championships (2015 and 2016).
- Led CCU to two FBS Bowl appearances (2020 and 2021).
- Led Charleston Southern to two NCAA DI FCS Playoff appearances (2015 and 2016).

AT COASTAL CAROLINA (2017, 2019-PRESENT)

- 2020 Sun Belt Conference Champions.
- Two NCAA Division I FBS Bowl appearances (2020 and 2021).
- 2021 Tailgreeter Cure Bowl Champions.
- Has totaled two 10-plus win seasons (2020 and 2021).
- Had the Chanticleers ranked in the top-25 AP and USA Today Coaches polls for a total of 22-consecutive weeks from Oct. 18, 2020, through Nov. 7, 2021.
- Had the Chanticleers ranked for 11 weeks in both the AP and USA Today Coaches Top 25 polls in both 2020 and 2021.
- The Chanticleers were also ranked as high as No. 12 in the College Football Playoff rankings in 2020, a Sun Belt record.

AT CHARLESTON SOUTHERN (2013-16)

- Named the AFCA Region II Coach of the Year (2013).
- Two-time FCS National Coach of the Year finalist (2013 and 2015).
- Three-time Big South Coach of the Year (2013, 2015, and 2016).
- Won two Big South Conference titles (2015 and 2016).
- Guided the Buccaneers to the NCAA Division I FCS Championship Playoffs twice (2015 and 2016).
- Had CSU ranked in the FCS national top 25 polls for 22-consecutive weeks from 2015 to 2016 in addition to having a seven-week run to end the 2013 season.
- Coached four players that were named All-America.
- Coached 34 Big South All-Conference selections.
- Set a school record for wins with 10 in 2013.

HEAD COACHING HONORS

- 2013 Eddie Robinson FCS National Coach of the Year Finalist
 - 2013 AFCA Region II FCS Coach of the Year
 - 2015 Eddie Robinson FCS National Coach of the Year Finalist
 - 2020 Walter Camp Coach of the Year
 - 2020 Associated Press Coach of the Year
 - 2020 The Home Depot College Football Coach of the Year
 - 2020 Eddie Robinson Coach of the Year
 - 2020 George Munger College Coach of the Year Award
 - 2020 Sporting News' Coach of the Year
 - 2020 CBS Sports/247Sports Coach of the Year
 - 2020 Paul "Bear" Bryant Group of 5 Conference Coach of the Year
 - 2020 The Premier Coach of College Football by Premier Players, Inc.
 - 2020 Werner Ladder AFCA FBS Region 2 Coach of the Year
 - 2020 Grant Teaff Coach of the Year Award (FCA)
 - 2020 Paul "Bear" Bryant Coach of the Year Award Finalist
 - 2020 Lombardi Honors Coach of the Year Award Finalist
-
- 2013 Big South Football Coach of the Year
 - 2015 Big South Football Coach of the Year
 - 2016 Big South Football Coach of the Year
 - 2020 Sun Belt Football Coach of the Year

YEAR-BY-YEAR HEAD COACHING HISTORY

Year	School	Overall	Conference	Postseason
2009	North Greenville	2-8	-	-
2010	North Greenville	9-3	-	-
2011	North Greenville	11-3	-	DII Quarterfinals
2012	Delta State	3-7	t-5th	-
2013	Charleston Southern	10-3	3rd	-
2014	Charleston Southern	8-4 *	t-3rd	-
2015	Charleston Southern	10-3 *	1st *	FCS Quarterfinals
2016	Charleston Southern	7-4	t-1st	FCS First Round
2017	Coastal Carolina ^	3-9	t-10th	-
2019	Coastal Carolina	5-7	t-8th	-
2020	Coastal Carolina	11-1	1st	FBC Mortgage Cure Bowl
2021	Coastal Carolina	11-2	3rd	Tailgreeter Cure Bowl
2022	Coastal Carolina	6-0	-	-
12 Seasons		96-54 *		

* CSU later vacated wins due to NCAA violations across the athletics department (8 in 2014; 10 in 2015)
^ interim head coach

RECORD BREAKDOWN

Current Streak	Won 9
Current Home Streak	Won 5
Current Road Streak	Won 4
Current Neutral Streak	Won 1
Last Win	28-21 at ULM (10/8/22)
Last Home Win	34-30 vs. Georgia Southern (10/1/22)
Last Home Loss	42-40 vs. Georgia State (11/13/21)
Last Road Win	28-21 at ULM (10/8/22)
Last Road Loss	30-27 at Appalachian State (10/20/21)
	2019-21 2022
Overall	27-10 6-0
Conference	16-8 3-0
Playing at home	15-4 4-0
Playing on the road	11-5 2-0
Playing at a neutral site	1-1 0-0
In overtime games	1-2 0-0
Versus Nationally Ranked opponents	2-1 0-0
In August	0-1 0-0
In September	9-1 4-0
In October	7-3 2-0
In November	8-4 0-0
In December	3-1 0-0
Outrushing opponent	20-3 4-0
When rushing for 200 yards	17-3 3-0
When rushing for 300 yards or more	3-0 0-0
Outrushed by opponent	7-8 2-0
When allowing 200 yards rushing	4-5 1-0
When allowing 300 yards rushing or more	1-1 0-0
Rushing yards the same	0-0 0-0
Outpassing opponent	16-5 4-0
When passing for 300 yards	6-2 2-0
When passing for 400 yards or more	0-0 0-0
Outpassed by opponent	11-5 2-0
When allowing 300 yards passing	4-4 1-0
When allowing 400 yards passing or more	0-0 1-0
More total offense than opponent	22-4 5-0
When having 400+ total offense	20-4 5-0
When having 500+ total offense	12-0 2-0
When having 600+ total offense	3-0 0-0
Less total offense than opponent	5-6 1-0
When allowing 400+ total offense	7-6 3-0
When allowing 500+ total offense	2-3 0-0
When allowing 600+ total offense	0-0 0-0
Committing fewer turnovers	14-3 4-0
Committing more turnovers	3-5 0-0
Turnovers are even	10-2 2-0
< 30:00 of time of possession	7-5 2-0
> 30:00 of time of possession	20-5 4-0
Scoring first	18-5 5-0
Opponent scores first	9-5 1-0
Leading after the 1st quarter	14-2 5-0
Trailing after the 1st quarter	8-4 0-0
Tied after the 1st quarter	5-4 1-0
Leading at halftime	16-3 3-0
Trailing at halftime	6-7 1-0
Tied at halftime	5-0 2-0
Leading after the 3rd quarter	21-0 4-0
Trailing after the 3rd quarter	3-9 2-0
Tied after the 3rd quarter	3-1 0-0
Overtime	1-2 0-0
Scoring 0-10 points	0-1 0-0
Scoring 11-20 points	1-0 0-0
Scoring 21-30 points	8-5 1-0
Scoring 31-40 points	5-3 4-0
Scoring 41-plus points	13-1 1-0
Opponent scores 0-10 points	7-0 0-0
Opponent scores 11-20 points	6-0 0-0
Opponent scores 21-30 points	11-4 6-0
Opponent scores 31-40 points	2-2 0-0
Opponent scores 41-plus points	1-4 0-0
With an individual 100-yard rusher	13-3 3-0
With an individual 100-yard receiver	12-3 4-0
With an individual 200-yard passer	18-5 5-0

AT DELTA STATE (2012)

- Coached one All-American.
- Mentored seven Gulf South Conference All-Conference selections.

AT NORTH GREENVILLE (2009-11)

- Won the 2010 National Christian Collegiate Athletic Association’s Victory Bowl.
- Reached the NCAA Division II Playoffs (2011).
- Turned the program around from a 2-8 record in 2009 to an 11-3 record in 2011.
- Coached eight NCAA Division II All-Super Region Two selections.

PLAYERS AWARDS AND HONORS AT COASTAL CAROLINA

- Coached Consensus All-American Tarron Jackson (2020).
- Coached five players to a total of 22 All-America honors – Tarron Jackson (2020), C.J. Brewer (2020 and 2021), Isaiah Likely (2020 and 2021), Jaivon Heiligh (2021), Josaiah Stewart (2021).
- Coached three Freshmen All-Americans – Grayson McCall (2020), Willie Lampkin (2020), Josaiah Stewart (2021).
- Coached the 2020 Mayo Clinic Comeback Player of the Year - Silas Kelly.
- Coached two Sun Belt Conference Players of the Year – Grayson McCall (2020 and 2021).
- Coached one Sun Belt Conference Defensive Player of the Year – Tarron Jackson (2020).
- Coached one Sun Belt Conference Newcomer of the Year – D’Jordan Strong (2020).
- Coached one Sun Belt Conference Freshman of the Year – Grayson McCall (2020).
- Has coached 54 Sun Belt All-Conference selections.
- Had three players drafted in the National Football League (NFL) Draft – Tarron Jackson (2020), Isaiah Likely (2021), and Jeffrey Gunter (2021).
- Has had nine players play in the senior all-star bowl games.
- Has coached three CoSIDA Academic All-America honorees – Jonathan Clayton (2019), Tarron Jackson (2020), and Silas Kelly (2020 and 2021).

Jamey Chadwell was named the third head coach in Coastal Carolina football history on January 18, 2019.

Before taking over the reins at Coastal Carolina in 2019, he was a two-time FCS National Coach of the Year finalist and a three-time Big South Coach of the Year at Charleston Southern from 2013-16. He was also the head coach at Delta State in 2012 and North Greenville from 2009-10.

After leading Coastal to a historical season in 2020, in which the Chanticleers won the 2020 Sun Belt Conference Championship, made their first-ever FBS postseason bowl appearance, and was ranked in both the 2020 Associated Press Top 25 and the USA TODAY Sports Coaches Top 25 polls, Chadwell received several Coach of the Year honors. He was named the 2020 Walter Camp Coach of the Year, the 2020 Associated Press Coach of the Year, The Home Depot College Football Coach of the Year, the 2020 Eddie Robinson Coach of the Year, the Sporting News’ 2020 Coach of the Year, the 2020 CBS Sports/247Sports Coach of the Year, and the Paul “Bear” Bryant Group of 5 2020 Conference Coach of the Year. He was also the winner of the 2020 George Munger College Coach of the Year Award and was chosen by fans as The Premier Coach of College Football by Premier Players, Inc.

Chadwell was named the 2020 Sun Belt Coach of the Year, the 2020 Werner Ladder AFCA FBS Region 2 Coach of the Year, and honored by the Fellowship of Christian Athletes (FCA) with the 2020 Grant Teaff Coach of the Year Award. He was also a finalist for both the Paul “Bear” Bryant Coach of the Year Award and the Lombardi Honors 2020 Coach of the Year Award.

On the field, Chadwell has won 90 games in 12 years as a head coach at Charleston Southern (2013-16), Delta State (2012), North Greenville (2009-11), and Coastal Carolina (2017, 2019-present).

He began his collegiate coaching career at his alma mater East Tennessee State in 2000. From 2000-03, the former Anderson County (Tenn.) High School star worked with the quarterbacks, tight ends, and running backs while assisting with recruiting and offensive game planning.

Chadwell was a four-year letterman at ETSU (1996-99) and was a two-year team captain for the Buccaneers. He received his bachelor’s degree in economics and business education in May 2000 from ETSU and completed his MBA from Charleston Southern in May 2006.

Chadwell is married to the former Solmaz Zarrineh and the couple has one son, Jameson, and two daughters, Avery and Soraya.

COASTAL CAROLINA DEPTH CHART

OFFENSE (SPREAD OPTION)

- **Newland Isaac** Co-Offensive Coordinator/Running Backs
- **Willy Korn** Co-Offensive Coordinator/Quarterbacks
- **Malcom Dixon** Wide Receivers
- **Bill Durkin** Offensive Line
- **Cody Ladutko** Tight Ends

LT	56 75	DONNELL WILSON Mason Bowers	6-5 6-4	315 285	R-Jr. R-So.
LG	66 73 -or- 53	WILL MCDONALD Anthony Walton Kassy Desir	6-2 6-4 6-2	295 310 305	R-Jr. R-Fr. 6th
C	57 58	WILLIE LAMPKIN Thomas Johnson	6-0 6-3	275 280	Jr. R-Fr.
RG	69 65	WILLIE MOISE Dillon Luther	6-3 6-3	295 310	R-So. R-Jr.
RT	72 64	ANTWINE LOPER Zovon Lindsay	6-3 6-4	275 300	S-Sr. R-Jr.
TE	85 -OR- 84	XAVIER GRAVETTE JACOB JENKINS	6-4 6-3	215 235	R-Sr. Jr.
WR	8 5	TYSON MOBLEY Tyler Roberts	6-0 6-4	170 200	Jr. R-Sr.
WR	14 0	JARED BROWN Deon Fountain	6-0 5-11	185 185	R-Fr. R-Jr.
WR	15 6	SAM PINCKNEY Chris Rhone	6-4 6-4	215 200	R-Sr. R-Fr.
QB	10 12 -or- 7	GRAYSON MCCALL Bryce Carpenter Jarrett Guest	6-3 6-1 6-3	210 210 190	R-So. S-Sr. R-So.
AB	2 3	REESE WHITE Aaron Bedgood	5-10 5-8	195 180	Sr. R-Jr.
BB	4 13	CJ BEASLEY Max Balthazar	5-10 5-11	205 200	R-So. R-Fr.

SPECIALISTS

- **Josh Miller** Special Teams

PK	31 -OR- 25	LIAM GRAY KADE HENSLEY	6-0 5-10	215 185	R-Fr. R-Fr.
P	28 95	EVAN CRENSHAW Mack West	6-4 5-8	180 175	Fr. R-Fr.
LS	81 35	PAYTON BUNCH Nate Merchant	6-3 6-1	190 210	R-Jr. Fr.
KO	31 -OR- 25	LIAM GRAY KADE HENSLEY	6-0 5-10	215 185	R-Fr. R-Fr.
H	95	MACK WEST	5-8	175	R-Fr.
PR	14 -OR- 8	JARED BROWN TYSON MOBLEY	6-0 6-0	185 170	R-Fr. Jr.
KR	16 14	MATTHEW MCDOOM JARED BROWN	5-11 6-0	170 185	Fr. R-Fr.

DEFENSE (MULTIPLE)

- **Chad Staggs** Defensive Coordinator/Safeties
- **Aaron Fierbaugh** Inside Linebackers
- **Bryant Foster** Cornerbacks
- **Skylor Magee** Defensive Line
- **Josh Miller** Outside Linebackers

DE	40 -OR- 3 91	BRAYLON RYAN JA'QUON GRIFFIN Emmanuel Johnson	6-2 6-0 6-6	240 255 260	R-So. R-Sr. Jr.
NT	15 5 -or- 52	JERROD CLARK Travis Geiger Jr. Allen Henry	6-4 6-4 6-3	340 300 290	R-Sr. R-Sr. R-Jr.
DT	99 90 -or- 3	KENNEDY ROBERTS Rolan Wooden II Ja'Quon Griffin	6-3 6-4 6-0	275 295 255	Sr. R-Sr. R-Sr.
BANDIT	0 81	JOSIAH STEWART Adrian Hope	6-2 6-1	230 235	So. S-Sr.
MIKE	21 45	JT KILLEN Mason Shelton	6-3 6-2	225 235	R-Jr. R-So.
WILL	1 -OR- 39 25	SHANE BRUCE TRE PINKNEY Jamar Darboe	6-0 6-1 6-1	235 220 225	R-So. R-Jr. R-Sr.
SPUR	18 26	JAHMAR BROWN Jairan Parker	6-1 6-0	210 210	R-Jr. R-Sr.
CB	7 23	LANCE BOYKIN Jacob Proche	6-3 5-10	200 190	R-Sr. Sr.
SS	4 10	TOBIAS FLETCHER Tavyn Jackson	5-10 5-11	175 190	So. S-Sr.
FS	38 -OR- 13	CHARLES ARNOLD JR. JOSHUA MADISON	5-10 5-11	170 190	R-Fr. R-So.
CB	2 9 -or- 16	D'JORDAN STRONG Manny Stokes Jr. Matthew McDoom	5-11 5-10 5-11	190 165 170	S-Sr. Jr. Fr.

PRONUNCIATION GUIDE

1 JOSIAH Stewart..... Joe-SIGH-uh	26 JAIRAN Parker..... Jay-ren
2 D'JORDAN Strong..... Duh-Jordan	28 JERROD Cameron Jr..... JER-ROD
3 JA'QUON Griffin..... Juh-Qwan	29 ZXAEQUAN Reeves..... Zay-Qwan
4 TOBIAS Fletcher..... Toe-bye-us	31 ZE'MARION Harrell..... Zuh-MAR-e-on
5 Travis GEIGER Jr..... GUY-ger	39 Tre PINKNEY..... Pink-knee
6 Luke ELLENBERGER..... Ellen-burger	47 Justin SCOLA..... Skole-uh
6 Chris RHONE..... Roan (like loan)	53 KASSY DESIR..... Kasey De-Seer
10 TAVYN Jackson..... Tay-vin	60 ANDREY Newton..... Ahn-dray
11 DE'ANDRE Coleman..... Dee-Ahn-Dray	62 Nick Del GRANDE..... Del-GRAHN-DAY
11 AMADOU FOFANA.....	64 ZOVON Lindsay..... Zo-vahn
..... Ah-mah-do Fo-fahn-ah	67 DONAVAN Manson..... Don-uh-van
13 Max BALTHAZAR..... BALL-Tuh-zar	69 Willie MOISE..... MOISE (Like Noise)
14 KIYLAN Miller..... Kye-lan	72 ANTWINE LOPER..... An-TWAN LOPE-er
15 JERROD Clark..... JER-ROD	80 DAMI'ON Thompson..... DAME-ee-on
15 Sam PINCKNEY..... Pink-knee	83 KYRE DUPLESSIS..... Kye-ree Du-place-sis
18 JAHMAR Brown..... Juh-Mar	85 Xavier GRAVETTE..... Grah-vet
19 Dre PINCKNEY..... Pink-knee	96 KYRIE Samuel..... Kye-ree
21 JT KILLEN..... Kill-in	
23 Jacob PROCHE..... PRO-shay	CHANTICLEERS..... SHON-ti-cleers
25 Jamar DARBOE..... Dahr-bo	CHANTS..... SHONTs

COASTAL CAROLINA FOOTBALL ROSTER

ALPHABETICAL	NO.	NAME	CLASS	POS.	HT	WT	HOMETOWN / HIGH SCHOOL (PREVIOUS SCHOOL)
	0	Deon Fountain	R-Jr.	WR	5-11	185	Valdosta, Ga. / Brooks County HS
	0	Josaiiah Stewart	So.	Bandit	6-2	230	Bronx, N.Y. / Everett HS [Mass.]
59		Jayden Addison	OL				
33		Logan Adkins	RB				
9		Bryce Archie	QB				
38		Charles Arnold Jr.	S				
20		Chase Atkinson	S				
13		Max Balthazar	RB				
77		Tom Bambrick	OL				
4		CJ Beasley	RB				
3		Aaron Bedgood	RB				
1		Braydon Bennett	RB				
89		Rian Black	WR				
75		Mason Bowers	OL				
7		Lance Boykin	CB				
30		Tanner Branson	WR				
18		Jahmar Brown	Spur				
14		Jared Brown	WR				
55		Tray Brown	LB				
1		Shane Bruce	LB				
81		Payton Bunch	LS				
28		Jerrod Cameron Jr.	CB				
12		Bryce Carpenter	QB/ATH				
48		Bailey Carraway	LB				
36		Joah Cash	Bandit				
15		Jerrod Clark	NT				
11		De'Andre Coleman	WR				
28		Evan Crenshaw	P				
25		Jamar Darboe	LB				
88		Tate Davis	WR				
42		Troy dela Vega	TE				
62		Nick Del Grande	OL				
53		Kassy Desir	OL				
27		Aaron Diggs	LB				
83		Kyre Duplessis	WR				
6		Luke Ellenberger	Spur				
54		Luke Evans	LB				
4		Tobias Fletcher	S				
11		Amadou Fofana	DE				
0		Deon Fountain	WR				
5		Travis Geiger Jr.	NT				
68		Caleb Godfree	OL				
49		John Grant III	TE				
85		Xavier Gravette	TE				
31		Liam Gray	PK				
51		Kip Green	OL				
3		Ja'Quon Griffin	DT				
7		Jarrett Guest	QB				
31		Ze'Marion Harrell	LB				
52		Allen Henry	DT				
25		Kade Hensley	PK/P				
35		Eli Hillman	CB				
81		Adrian Hope	Bandit				
19		Nate Hope II	RB				
30		Elijah Hopkins	RB/CB				
37		De'Angelo Huskey	CB				
17		Kaleb Hutchinson	S				
86		TJ Ivy Jr.	TE				
61		Roger Jacobs	OL				
10		Tavyn Jackson	S				
17		Dontrell Jackson Jr.	QB				
84		Jacob Jenkins	TE				
	2	Reese White	Sr.	RB	5-10	195	Sandy Springs, Ga. / Riverwood International
	3	Aaron Bedgood	R-Jr.	RB	5-8	180	Richmond Hill, Ga. / Richmond Hill HS
	3	Ja'Quon Griffin	R-Sr.	DT	6-0	255	Rome, Ga. / Rome HS (Georgia Tech)
	4	CJ Beasley	R-So.	RB	5-10	205	Norfolk, Va. / Maury HS
	4	Tobias Fletcher	So.	S	5-10	175	Atlanta, Ga. / Carver HS
	5	Travis Geiger Jr.	R-Sr.	NT	6-4	300	Columbus, Ohio / Marion-Franklin HS (Highland C.C. [Kan.] / Tiffin)
	5	Tyler Roberts	R-Sr.	WR	6-4	200	Buford, Ga. / Jefferson HS (North Carolina Wesleyan)
	6	Luke Ellenberger	R-Jr.	Spur	6-1	195	Pisgah Forest, N.C. / Brevard HS
	6	Chris Rhone	R-Fr.	WR	6-4	200	Columbia, S.C. / Gray Collegiate Academy
	7	Lance Boykin	R-Sr.	CB	6-3	200	High Point, N.C. / High Point Christian Academy (Old Dominion)
	7	Jarrett Guest	R-Jr.	QB	6-3	190	Marietta, Ga. / Kennesaw Mountain HS
	8	Tyson Mobley	Jr.	WR	6-0	170	Longwood, Fla. / Master's Academy
	9	Bryce Archie	Fr.	QB	6-3	205	Powder Springs, Ga. / McEachern HS
	9	Manny Stokes Jr.	Jr.	CB	5-10	165	Orlando, Fla. / Lake Nona HS
	10	Tavyn Jackson	Super-Sr.	S	5-11	190	Tallahassee, Fla. / Rickards HS (Coffeyville C.C.)
	10	Grayson McCall	R-Jr.	QB	6-3	215	Indian Trail, N.C. / Porter Ridge HS
	11	De'Andre Coleman	Fr.	WR	6-2	205	Hueytown, Ala. / Hueytown HS
	11	Amadou Fofana	6th	DE	6-4	255	Memphis, Tenn. / Mitchell HS (Oklahoma State)
	12	Bryce Carpenter	Super-Sr.	QB/ATH	6-1	200	Sarasota, Fla. / Venice HS
	12	Dre Pinckney	R-Fr.	S	6-0	200	Boiling Springs, S.C. / Boiling Springs HS
	13	Max Balthazar	R-Fr.	RB	5-11	200	Fort Lauderdale, Fla. / TRU Prep Academy / University School
	13	Joshua Madison	R-So.	S	5-11	190	Reseda, Calif. / Newbury Park HS (College of the Canyons)
	14	Jared Brown	R-Fr.	WR	6-0	185	Lilburn, Ga. / Parkview HS
	14	Kiylan Miller	R-Fr.	Spur	6-3	190	Forest City, N.C. / Chase HS
	15	Jerrod Clark	R-Sr.	NT	6-4	340	Dorchester, Mass. / Brighton HS
	15	Sam Pinckney	R-Sr.	WR	6-4	215	Greenwood, S.C. / Greenwood HS (Georgia State)
	16	Ty Lyles	R-Fr.	RB	6-2	195	Kernersville, N.C. / East Forsyth HS
	16	Matthew McDoom	Fr.	CB	5-11	170	Winter Garden, Fla. / West Orange HS
	17	Kaleb Hutchinson	Fr.	S	6-0	180	Augusta, Ga. / Westside HS
	17	Dontrell Jackson Jr.	Fr.	QB	5-11	185	Harvey, Ill. / Marist HS
	18	Jahmar Brown	R-Jr.	Spur	6-1	210	Fort Lauderdale, Fla. / St. Thomas Aquinas HS (South Carolina)
	19	Nate Hope II	R-Jr.	RB	5-10	210	Marietta, Ga. / Johns Creek HS (Lehigh)
	20	Chase Atkinson	R-So.	S	6-0	190	Columbia, S.C. / Blythewood HS (Syracuse)
	20	Logan Mauldin	R-So.	TE	6-3	225	Charlotte, N.C. / Myers Park HS
	21	JT Killen	R-Jr.	LB	6-3	225	Lake Wylie, S.C. / Charlotte Christian School
	22	Josiah Robinson	Fr.	Spur	5-11	205	Apopka, Fla. / Apopka HS
	23	Jacob Proche	Sr.	CB	5-10	190	Red Oak, Texas / Red Oak HS (Coffeyville C.C.)
	25	Jamar Darboe	R-Sr.	LB	6-1	225	Kinston, N.C. / Christchurch School [Va.]
	25	Kade Hensley	R-Fr.	PK/P	5-10	185	Johnson City, Tenn. / Science Hill HS
	26	Jairan Parker	R-Sr.	Spur	6-0	210	Houston, Texas / St. Thomas High School (Abilene Christian / Missouri)
	27	Aaron Diggs	R-So.	LB	5-11	205	Auburn, Ala. / Auburn HS
	28	Jerrod Cameron Jr.	Fr.	CB	5-8	160	Miami, Fla. / St. Thomas Aquinas HS
	28	Evan Crenshaw	Fr.	P	6-4	180	Ponte Vedra Beach, Fla. / Nease HS
	29	Isaiah Jones	Fr.	RB	5-10	175	Lancaster, Pa. / Manheim Township HS
	29	Zxaequan Reeves	R-Fr.	CB	6-1	200	Titusville, Fla. / Cocoa HS (Missouri)
	30	Tanner Branson	R-So.	WR	6-0	190	Eugene, Ore. / Churchill HS (Golden West College/TAU Kingsville)
	30	Elijah Hopkins	Fr.	RB/CB	5-10	170	Ocala, Fla. / Vanguard HS
	31	Liam Gray	R-Fr.	PK	6-0	215	Westminster, Colo. / Holy Family HS
	31	Ze'marion Harrell	R-Fr.	LB	6-2	225	Virginia Beach, Va. / Salem HS
	32	Charles Steele	R-So.	Bandit	6-0	220	Lawrenceville, Ga. / Collins Hill HS
	33	Logan Adkins	R-So.	RB	5-7	175	Beaufort, S.C. / Beaufort HS
	33	Austin Randall	R-Jr.	S	6-1	190	Myrtle Beach, S.C. / Myrtle Beach HS
	34	Brooks Johnson	Fr.	TE	6-5	215	Fort Mill, S.C. / Nation Ford HS

COASTAL CAROLINA FOOTBALL ROSTER

NO.	NAME	CLASS	POS.	HT	WT	HOMETOWN / HIGH SCHOOL (PREVIOUS SCHOOL)
35	Eli Hillman	R-So.	CB	5-11	190	Myrtle Beach, S.C. / Carolina Forest HS (Warner)
35	Nate Merchant	Fr.	LS	6-1	210	Easley, S.C. / Easley HS
36	Joah Cash	R-Fr.	Bandit	6-2	225	Savannah, Ga. / Jenkins HS (Naval Academy Prep. School)
37	De'Angelo Huskey	R-Sr.	CB	5-9	170	Rock Hill, S.C. / South Pointe HS (Guilford College)
38	Charles Arnold Jr.	R-Fr.	S	5-10	170	Fairburn, Ga. / Langston Hughes HS
38	Taj Thomas	R-Jr.	WR	6-1	190	Irmo, S.C. / Dutch Fork HS
39	Tré Pinkney	R-Jr.	LB	6-1	220	Atlanta, Ga. / Pebblebrook HS (Hutchinson C.C.)
40	Patrick McSweeney	R-Sr.	TE	6-4	240	Staten Island, N.Y. / Monsignor Farrell HS
40	Braylon Ryan	R-So.	DE	6-2	240	Greenwood, S.C. / Greenwood HS
41	Corey Warren	Fr.	DE	6-0	240	Hoover, Ala. / Hoover HS
42	Troy dela Vega	Fr.	TE	6-4	240	Park City, Utah / Park City HS (Utah State)
43	Hunter Patrick	R-So.	P/PK	6-1	215	Parkton, Md. / Hereford HS (Maryland)
45	Mason Shelton	R-So.	LB	6-2	235	Maryville, Tenn. / Maryville HS
46	John Kirkpatrick	R-Fr.	LS	6-2	245	Franklin, Tenn. / Franklin HS (Naval Academy Prep. School)
47	Justin Scola	R-Sr.	Bandit	6-1	210	Snellville, Ga. / Brookwood HS (Georgia State)
48	Bailey Carraway	R-Fr.	LB	6-3	240	Hartsville, S.C. / Hartsville HS
49	John Grant III	Fr.	TE	6-3	215	James Island, S.C. / James Island Charter HS
49	Cameron Mitchell	R-So.	S	6-0	195	North Charleston, S.C. / Fort Dorchester HS
51	Kip Green	R-So.	OL	6-4	305	Radford, Va. / Radford HS
52	Allen Henry	R-Jr.	DT	6-3	290	West Memphis, Ark. / West Memphis HS (Coffeyville C.C.)
53	Kassy Desir	6th	OL	6-2	305	North Miami Beach, Fla. / Flanagan HS (UAlbany)
54	Luke Evans	R-Fr.	LB	6-0	205	Abbeville, S.C. / Abbeville HS
54	Frankie Richardson	Fr.	OL	6-5	295	Gettysburg, Pa. / Gettysburg HS
55	Tray Brown	Fr.	LB	6-4	235	Margate, Fla. / Cardinal Gibbons HS
56	Donnell Wilson	R-Jr.	OL	6-5	315	Whiteville, N.C. / Whiteville HS
57	Willie Lampkin	Jr.	OL	6-0	275	Lakeland, Fla. / Lakeland HS
58	Thomas Johnson	R-Fr.	OL	6-3	280	Aynor, S.C. / Aynor HS
59	Jayden Addison	R-Jr.	OL	6-2	245	Blythewood, S.C. / Blythewood HS
60	Andrey Newton	Fr.	OL	6-2	280	Columbia, S.C. / Ridge View HS
61	Roger Jacobs	Fr.	OL	6-2	310	Bennettsville, S.C. / Marlboro County HS
62	Nick Del Grande	Fr.	OL	6-4	270	Lancaster, Pa. / Lampeter-Strasburg HS
64	Zovon Lindsay	R-Jr.	OL	6-4	300	Fayetteville, N.C. / Trinity Christian School (NC State)
65	Dillon Luther	R-Jr.	OL	6-3	310	Asheville, N.C. / Erwin HS (Western Carolina)
66	Will McDonald	R-Jr.	OL	6-2	295	Matthews, N.C. / Porter Ridge HS
67	Donavan Manson	R-So.	OL	6-4	290	Indian Land, S.C. / Indian Land HS
68	Caleb Godfree	R-Fr.	OL	6-2	285	Myrtle Beach, S.C. / Carolina Forest HS
69	Willie Moise	R-So.	OL	6-3	295	Hollywood, Fla. / Chaminade-Madonna College Prep.
72	Antwine Loper	Super-Sr.	OL	6-3	275	Conway, S.C. / Carolina Forest HS
73	Anthony Walton	R-Fr.	OL	6-4	310	Lamar, S.C. / Lamar HS
75	Mason Bowers	R-So.	OL	6-4	285	High Point, N.C. / High Point Central HS
77	Tom Bambrick	R-Fr.	OL	6-4	330	Madison, Conn. / Daniel Hand HS
78	Tyler Wagner	R-So.	OL	6-5	310	Lilburn, Ga. / Parkview HS
80	Dami'on Thompson	Fr.	WR	6-2	185	Mableton, Ga. / Pebblebrook HS
81	Payton Bunch	R-Jr.	LS	6-3	190	Pendleton, S.C. / Pendleton HS
81	Adrian Hope	Super-Sr.	Bandit	6-1	235	Ocala, Fla. / Vanguard HS (Furman)
82	Jameson Tucker	R-Fr.	WR	6-2	190	Mauldin, S.C. / Mauldin HS
83	Kyre Duplessis	R-So.	WR	5-10	195	Woodbridge, Va. / Woodbridge HS
84	Jacob Jenkins	Jr.	TE	6-3	235	Hoover, Ala. / Spain Park HS (Jacksonville State)
85	Xavier Gravette	R-Sr.	TE	6-4	215	Towson, Md. / Calvert Hall College HS (Morgan State)
86	TJ Ivy Jr.	R-Sr.	TE	6-5	235	Chicago, Ill. / Marist HS (Indiana)
87	Malachi Taylor	R-Fr.	WR	6-3	200	Goose Creek, S.C. / Goose Creek HS
88	Tate Davis	R-Fr.	WR	6-4	190	Wilmington, N.C. / North Brunswick HS (UNC Pembroke)
89	Rian Black	Fr.	WR	6-0	210	Rockledge, Fla. / Rockledge HS
90	Rolan Wooden II	R-Sr.	DT	6-4	295	Acworth, Ga. / Allatoona HS
91	Emmanuel Johnson	Jr.	DE	6-6	260	North Charleston, S.C. / Fort Dorchester HS (Georgia Tech)
92	Mark Milnac	R-Jr.	DT	6-1	240	Mauldin, S.C. / Mauldin HS
93	James Johnson Jr.	R-So.	NT	6-2	275	Fort Pierce, Fla. / Vero Beach HS
95	Mack West	R-Fr.	P/PK	5-8	175	Hamlet, N.C. / Richmond HS
96	Kyrie Samuel	Fr.	NT	6-0	255	Fort Lauderdale, Fla. / St. Thomas Aquinas HS
97	David Portu	Fr.	DE	6-3	245	Fort Myers, Fla. / Bishop Verot Catholic HS
98	Travis Nesbitt	R-Fr.	DE	6-4	255	Columbia, S.C. / Dutch Fork HS
99	Kennedy Roberts	Sr.	DT	6-3	275	Clearwater, Fla. / Clearwater Central Catholic

ALPHABETICAL		
NO.	NAME	POS.
34	Brooks Johnson	TE
91	Emmanuel Johnson	DE
58	Thomas Johnson	OL
93	James Johnson Jr.	NT
29	Isaiah Jones	RB
21	JT Killen	LB
46	John Kirkpatrick	LS
57	Willie Lampkin	OL
64	Zovon Lindsay	OL
72	Antwine Loper	OL
65	Dillon Luther	OL
16	Ty Lyles	RB
13	Joshua Madison	S
67	Donavan Manson	OL
20	Logan Mauldin	TE
10	Grayson McCall	QB
66	Will McDonald	OL
16	Matthew McDoom	CB
40	Patrick McSweeney	TE
35	Nate Merchant	LS
14	Kiylan Miller	Spur
92	Mark Milnac	DT
49	Cameron Mitchell	S
8	Tyson Mobley	WR
69	Willie Moise	OL
60	Andrey Newton	OL
98	Travis Nesbitt	DE
26	Jairan Parker	Spur
43	Hunter Patrick	P/PK
12	Dre Pinckney	S
15	Sam Pinckney	WR
39	Tré Pinkney	LB
97	David Portu	DE
23	Jacob Proche	CB
33	Austin Randall	S
29	Zxaequan Reeves	CB
6	Chris Rhone	WR
54	Frankie Richardson	OL
99	Kennedy Roberts	DT
5	Tyler Roberts	WR
22	Josiah Robinson	Spur
40	Braylon Ryan	DE
96	Kyrie Samuel	NT
47	Justin Scola	Bandit
45	Mason Shelton	LB
32	Charles Steele	Bandit
0	Josaiah Stewart	Bandit
9	Manny Stokes Jr.	CB
2	D'Jordan Strong	CB
87	Malachi Taylor	WR
38	Taj Thomas	WR
80	Dami'on Thompson	WR
82	Jameson Tucker	WR
78	Tyler Wagner	OL
73	Anthony Walton	OL
41	Corey Warren	DE
95	Mack West	P/PK
2	Reese White	RB
56	Donnell Wilson	OL
90	Rolan Wooden II	DT

THE REAL MCCALL

10



GRAYSON MCCALL

QB | 6-3 | 215 | R-Jr.

CAREER STATS

PASSING

YEAR	G-GS	CMP	ATT	YDS	PCT	TD	INT	LG
2019	2-0	4	4	25	100.0	1	0	14
2020	11-11	172	250	2488	68.8	26	3	75
2021	11-11	176	241	2873	73.0	27	3	99
2022	6-6	111	160	1582	69.4	15	1	61
CAREER	30-28	463	655	6,968	70.7	69	7	99

RUSHING

YEAR	G-GS	ATT	YDS	AVG.	TD	LG
2019	2-0	2	11	5.5	0	7
2020	11-11	111	569	5.1	7	62
2021	11-11	93	290	3.1	4	25
2022	6-6	48	166	3.5	3	13
CAREER	30-28	254	1036	4.1	14	62

HONORS

- 2022 Johnny Unitas Golden Arm Award - Top 25
- 2022 Preseason Sun Belt Offensive Player of the Year
- 2022 Preseason All-Sun Belt First Team
- 2022 Manning Award Preseason Watch List
- 2022 Johnny Unitas Golden Arm Award Preseason Watch List
- 2022 Walter Camp Player of the Year Preseason Watch List
- 2022 Davey O'Brien Award Preseason Watch List
- 2022 Maxwell Award Preseason Watch List
- 2022 CFPA National Performer of the Year Trophy Watch List
- 2022 Athlon Sports Preseason All-America Fourth Team
- 2022 College Football SIS Preseason All-American Honorable Mention
- 2022 Pro Football Network (PFN) College Football Preseason All-American Honorable Mention
- 2022 Phil Steele Preseason SBC All-Conference First Team
- 2022 Athlon Sports Preseason All-Sun Belt First Team
- 2022 Pro Football Focus (PFF) College Preseason All-Sun Belt First Team
- 2021 Blanchard-Rogers Trophy Winner (South Carolina's Heisman)
- 2021 Sun Belt Conference Player of the Year
- 2021 All-Sun Belt First Team
- 2021 Pro Football Network (PFN) Sun Belt QB of the Year
- 2021 Phil Steele Sun Belt Conference All-Conference First Team
- 2021 Pro Football Network (PFN) All-Sun Belt First Team
- 2021 Pro Football Focus (PFF) College Football All-Sun Belt First Team
- 2021 CFPA National Performer of the Year Trophy Watch List
- 2021 Davey O'Brien National Quarterback Award Semifinalist
- 2021 Johnny Unitas Golden Arm Award - Top 10 Finalist
- 2021 Maxwell Award Semifinalist
- Davey O'Brien QB Class of 2021
- 2020 Football Writers Association of America (FWAA) Most Inspirational Freshman
- 2020 Football Writers Association of America (FWAA) Freshman All-American
- The Athletic's 2020 College Football Freshman All-American
- 2020 Manning Award Finalist
- 2020 Shaun Alexander-FWAA Freshman of the Year Award Semifinalist
- 2020 Maxwell Award Semifinalist
- 2020 Davey O'Brien National Quarterback Award Semifinalist
- Davey O'Brien QB Class of 2020
- 2020 Phil Steele SBC All-Conference First Team
- 2020 Sun Belt Conference Player of the Year
- 2020 Sun Belt Conference Freshman of the Year
- 2020 All-Sun Belt First Team

INDIVIDUAL CAREER GAME-HIGHS

CHARLES ARNOLD JR.

Tackles	7	at ULM (10/8/22)
Solo Tackles	5	at ULM (10/8/22)
Pass Breakups	2	vs. Buffalo (9/17/22)
Interceptions	1	at Georgia State (9/22/22)
QB Hurries	1	vs. Ga. Southern (10/1/22)

CHASE ATKINSON (at Coastal Carolina)

Tackles	1	vs. Buffalo (9/17/22)
---------	---	-----------------------

MAX BALTHAZAR

Rushes	4	vs. Ga. Southern (10/1/22)
Rushing Yards	47	vs. Ga. Southern (10/1/22)
Longest Rush	22	at ULM (10/8/22)
Rushing TDs	1	at ULM (10/8/22)

CJ BEASLEY

Rushes	25	at Georgia State (9/22/22)
Rushing Yards	142	at Georgia State (9/22/22)
Longest Rush	37	at ULM (10/8/22)
Rushing TDs	2	at ULM (10/8/22)
Receptions	3	(3x) last at ULM (10/8/22)
Receiving Yards	74	vs. Buffalo (9/17/22)
Longest Reception	59	vs. Buffalo (9/17/22)
Receiving TDs	1	vs. Buffalo (9/17/22)
Tackles	1	(4x) last vs. NIU (12/17/21)
Blocked Kicks	1	vs. ULM (10/2/21) (punt)

AARON BEDGOOD

Rushes	2	vs. Norfolk State (9/14/19)
Rushing Yards	37	vs. Norfolk State (9/14/19)
Longest Rush	29	vs. Norfolk State (9/14/19)
Rushing TDs	-	-
Receptions	5	at UMass (9/21/19)
Receiving Yards	54	at UMass (9/21/19)
Longest Reception	40	vs. NIU (12/17/21)
Receiving TDs	1	(3x) last vs. NIU (12/17/21)
Tackles	2	(3x) last vs. NIU (12/17/21)
Punt Return TD	1	vs. ULM (10/2/21)
Kick Returns	1	(2x) last at S. Alabama (11/26/21)
Kick Return Yards	23	at South Alabama (11/26/21)
Long Kick Return	23	at South Alabama (11/26/21)

BRAYDON BENNETT

Rushes	10	vs. Georgia State (11/13/21)
Rushing Yards	128	vs. Georgia State (11/13/21)
Longest Rush	75	vs. Georgia State (11/13/21)
Rushing TDs	2	(2x) last vs. NIU (12/17/21)
Receptions	4	vs. NIU (12/17/21)
Receiving Yards	84	vs. Troy (10/28/21)
Longest Reception	71	vs. Troy (10/28/21)
Receiving TDs	1	(2x) last vs. NIU (12/17/21)
Kick Returns	1	at Georgia Southern (11/6/21)
Kick Return Yards	23	at Georgia Southern (11/6/21)
Long Kick Return	23	at Georgia Southern (11/6/21)

LANCE BOYKIN (at Coastal Carolina)

Tackles	7	(2x) last at ULM (10/8/22)
Solo Tackles	5	(2x) last at ULM (10/8/22)
TFLs	1.5	vs. NIU (12/17/21)
Sacks	1.0	(2x) last vs. Buffalo (9/17/22)
Pass Breakups	2	at Appalachian State (10/20/21)
Interceptions	2	vs. Gardner-Webb (9/10/22)
Forced Fumbles	1	vs. Buffalo (9/17/22)

JAHMAR BROWN (at Coastal Carolina)

Tackles	4	(3x) last vs. Ga. Southern (10/1/22)
Solo Tackles	3	vs. Gardner-Webb (9/10/22)
TFLs	2.0	vs. Gardner-Webb (9/10/22)
Sacks	1.0	(3x) last at ULM (10/8/22)
Pass Breakups	1	vs. Ga. Southern (10/1/22)
Fumble Recovery	1	vs. Buffalo (9/17/22)
Touchdowns	1	vs. Buffalo (9/17/22)
		(Fumble Recovery)

JARED BROWN

Receptions	5	(2x) last vs. Ga. Southern (10/1/22)
Receiving Yards	139	vs. Ga. Southern (10/1/22)
Longest Reception	61	vs. Ga. Southern (10/1/22)
Receiving TDs	2	at Georgia State (9/22/22)
Rushes	4	at Georgia State (9/22/22)
Rushing Yards	27	at Georgia State (9/22/22)
Longest Rush	17	vs. Buffalo (9/17/22)
Rushing TDs	-	-

SHANE BRUCE

Tackles	9	vs. Gardner-Webb (9/10/22)
Solo Tackles	2	(3x) last vs. Buffalo (9/17/22)
TFLs	0.5	(2x) last vs. GWU (9/10/22)

BRYCE CARPENTER

Completions	32	vs. Troy (11/2/19)
Pass Attempts	45	vs. Troy (11/2/19)
Passing Yards	285	vs. Troy (11/2/19)
Longest Pass	52	vs. UMass (9/25/21)
Passing TDs	2	(2x) last vs. Georgia St. (10/12/19)
Rushes	23	at Ga. Southern (10/19/19)
Rushing Yards	102	at UMass (9/21/19)
Longest Rush	67	at Arkansas State (10/7/21)
Rushing TDs	1	(4x) last at S. Alabama (11/26/21)
Receptions	1	(2x) last at Texas State (11/28/20)
Receiving Yards	13	vs. S. Alabama (11/7/20)
Longest Reception	13	vs. S. Alabama (11/7/20)
Receiving TDs	1	(3x) last vs. NIU (12/17/21)

JOAH CASH

Tackles	3	vs. Buffalo (9/17/22)
---------	---	-----------------------

JERROD CLARK

Tackles	7	(2x) last at GSU (9/22/22)
Solo Tackles	4	at Kansas (9/12/20)
Sacks	1.0	(4x) last vs. Buffalo (9/17/22)
TFLs	2.0	(2x) last at GSU (9/22/22)
Pass Breakups	1	(3x) last at S. Alabama (11/26/21)
QB Hurries	1	(2x) last at ULM (10/8/22)

DE'ANDRE COLEMAN

Rushes	1	vs. Buffalo (9/17/22)
Rushing Yards	5	vs. Buffalo (9/17/22)
Longest Rush	5	vs. Buffalo (9/17/22)
Rushing TDs	-	-

EVAN CRENSHAW

Punts	6	vs. Gardner-Webb (9/10/22)
Punt Yards	204	vs. Gardner-Webb (9/10/22)
Punt Avg.	45.0	vs. Army (9/3/22)
Long Punt	47	vs. Gardner-Webb (9/10/22)
Inside 20	3	vs. Gardner-Webb (9/10/22)

JAMAR DARBOE

Tackles	7	at ULM (10/8/22)
Solo Tackles	3	(3x) last at ULM (10/8/22)
TFLs	1.0	at Georgia State (9/22/22)

AARON DIGGS

Tackles	4	at ULM (10/8/22)
Solo Tackles	3	at ULM (10/8/22)
TFLs	1.0	at ULM (10/8/22)

KYRE DUPLESSIS

Tackles	1	vs. Gardner-Webb (9/10/22)
---------	---	----------------------------

TOBIAS FLETCHER

Tackles	9	vs. Buffalo (9/17/22)
Solo Tackles	4	(3x) last at ULM (10/8/22)
TFLs	0.5	vs. Buffalo (9/17/22)
Pass Breakups	1	(2x) last at GSU (9/22/22)
Forced Fumbles	1	vs. Gardner-Webb (9/10/22)
Fumble Recovery	1	at Georgia State (9/22/22)

AMADOU FOFANA (at Coastal Carolina)

Tackles	3	at ULM (10/8/22)
Solo Tackles	1	(2x) last at ULM (10/8/22)
TFLs	1.0	at Georgia State (9/22/22)
Sacks	1.0	at Georgia State (9/22/22)

DEON FOUNTAIN

Receptions	2	vs. Louisiana (11/7/19)
Receiving Yards	32	vs. Gardner-Webb (9/10/22)
Longest Reception	32	vs. Gardner-Webb (9/10/22)
Tackles	1	(2x) last vs. GWU (9/10/22)

TRAVIS GEIGER JR. (at Coastal Carolina)

Tackles	8	vs. The Citadel (9/2/21)
Solo Tackles	2	(2x) last vs. Ga. State (11/13/21)
Sacks	0.5	vs. #23 Liberty (12/26/20)
TFLs	1.0	vs. UMass (9/25/21)
QB Hurries	2	vs. Troy (10/28/21)
Pass Breakups	1	at Arkansas State (10/7/21)

XAVIER GRAVETTE (at Coastal Carolina)

Receptions	4	vs. Ga. Southern (10/1/22)
Receiving Yards	57	vs. Ga. Southern (10/1/22)
Longest Reception	49	vs. The Citadel (9/2/21)
Receiving TDs	1	(2x) last vs. Ga. Southern (10/1/22)

LIAM GRAY

FGs Made	1	vs. ULM (10/2/21)
Longest FG	46	vs. ULM (10/2/21)
PATs Made	5	vs. ULM (10/2/21)
Points Scored	8	vs. ULM (10/2/21)
Kickoffs	8	at Georgia State (9/22/22)
Kickoff Yards	512	at Georgia State (9/22/22)
Kickoff Avg.	64.0	at Georgia State (9/22/22)
Kickoff TB	6	at Georgia State (9/22/22)

JA'QUON GRIFFIN (at Coastal Carolina)

Tackles	4	vs. Army (9/3/22)
Solo Tackles	1	vs. Buffalo (9/17/22)
Sacks	0.5	(2x) last at GSU (9/22/22)
TFLs	1.0	vs. Buffalo (9/17/22)
QB Hurries	2	vs. Buffalo (9/17/22)

JARRETT GUEST

Completions	4	vs. ULM (10/2/21)
Pass Attempts	4	vs. ULM (10/2/21)
Passing Yards	49	vs. ULM (10/2/21)
Longest Pass	32	(2x) last vs. Buffalo (9/17/22)
Passing TDs	1	vs. ULM (10/2/21)
Rushes	3	(2x) last at GSU (9/22/22)
Rushing Yards	33	at Georgia State (9/22/22)
Longest Rush	26	at Georgia State (9/22/22)
Rushing TDs	1	at Georgia State (9/22/22)

INDIVIDUAL CAREER GAME-HIGHS

ALLEN HENRY (at Coastal Carolina)

Tackles	3	vs. Army (9/3/22)
Solo Tackles	2	vs. Gardner-Webb (9/10/22)
Sacks	0.5	at ULM (10/8/22)
TFLs	0.5	at ULM (10/8/22)

KADE HENSLEY

Field Goals Made	2	at Georgia State (9/22/22)
Field Goals Att.	3	at Georgia State (9/22/22)
Longest FG	48	vs. Gardner-Webb (9/10/22)
PATs Made	5	(3x) last at GSU (9/22/22)
PAT Att.	5	(3x) last at GSU (9/22/22)
Total Points	11	at Georgia State (9/22/22)
Kickoffs	7	(2x) last vs. Buffalo (9/17/22)
Kickoff Yards	436	vs. Army (9/3/22)
Kickoff Avg.	62.3	(2x) last vs. GWU (9/10/22)
Touchbacks	3	vs. Army (9/3/22)
Fumble Recovery	1	vs. Gardner-Webb (9/10/22)

ADRIAN HOPE (at Coastal Carolina)

Tackles	5	vs. Army (9/3/22)
Solo Tackles	2	(2x) last vs. Buffalo (9/17/22)
TFLs	1.0	(2x) last at ULM (10/8/22)
Sacks	0.5	at ULM (10/8/22)
QB Hurries	2	vs. Buffalo (9/17/22)
Pass Breakups	1	at Georgia State (9/22/22)

NATE HOPE II (at Coastal Carolina)

Rushes	6	at Georgia State (9/22/22)
Rushing Yards	28	vs. Buffalo (9/17/22)
Longest Rush	11	vs. Buffalo (9/17/22)
Rushing TDs	1	at Georgia State (9/22/22)

ELIJAH HOPKINS

Rushes	2	at ULM (10/8/22)
Rushing Yards	5	at ULM (10/8/22)
Longest Rush	7	at ULM (10/8/22)
Rushing TDs	-	-

TAVYN JACKSON (at Coastal Carolina)

Tackles	6	at ULM (10/8/22)
Solo Tackles	2	(5x) last at ULM (10/8/22)
Pass Breakups	1	(2x) last vs. NIU (12/17/21)
Interceptions	1	vs. Army (9/3/22)
Kick Returns	1	vs. UMass (9/25/21)
Kick Return Yards	28	vs. UMass (9/25/21)
Long Kick Return	28	vs. UMass (9/25/21)
Punt Returns	1	vs. Gardner-Webb (9/10/22)
Punt Return Yards	16	vs. Gardner-Webb (9/10/22)
Long Punt Return	16	vs. Gardner-Webb (9/10/22)

JACOB JENKINS (at Coastal Carolina)

Receptions	2	(2x) last vs. Buffalo (9/17/22)
Receiving Yards	47	vs. Buffalo (9/17/22)
Longest Reception	34	vs. Buffalo (9/17/22)
Receiving TDs	1	(2x) last vs. Buffalo (9/17/22)

EMMANUEL JOHNSON (at Coastal Carolina)

Tackles	5	at Buffalo (9/18/21)
Solo Tackles	2	(3x) last at GSU (9/22/22)
Sacks	1.0	vs. Buffalo (9/17/22)
TFLs	1.5	vs. Buffalo (9/17/22)
QB Hurries	1	(4x) last vs. Ga. Southern (10/1/22)

JT KILLEN

Tackles	13	at ULM (10/8/22)
Solo Tackles	4	(2x) last at ULM (10/8/22)
Sacks	1.0	(3x) last at ULM (10/8/22)
TFLs	1.0	(4x) last at ULM (10/8/22)
Pass Breakups	2	vs. Ga. Southern (10/1/22)
Forced Fumbles	1	(2x) last at GSU (9/22/22)
Fumble Recovery	2	at ULM (10/8/22)
QB Hurries	1	(2x) last at GSU (9/22/22)
Kick Returns	1	vs. NIU (12/17/21)
Kick Return Yards	8	vs. NIU (12/17/21)
Long Kick Return	8	vs. NIU (12/17/21)

JOSHUA MADISON (at Coastal Carolina)

Tackles	5	vs. Gardner-Webb (9/10/22)
Solo Tackles	4	at ULM (10/8/22)
TFLs	1.0	at ULM (10/8/22)
Pass Breakups	1	vs. Buffalo (9/17/22)
Forced Fumbles	1	at ULM (10/8/22)

LOGAN MAULDIN

Receptions	1	vs. Buffalo (9/17/22)
Receiving Yards	9	vs. Buffalo (9/17/22)
Longest Reception	9	vs. Buffalo (9/17/22)
Receiving TDs	-	-

GRAYSON MCCALL

Completions	24	at Troy (12/12/20)
Pass Attempts	34	vs. Ga. Southern (10/1/22)
Passing Yards	365	at Arkansas State (10/7/21)
Longest Pass	99	at Arkansas State (10/7/21)
Passing TDs	5	vs. Texas State (11/20/21)
Rushes	17	vs. Arkansas State (10/3/20)
Rushing Yards	96	vs. #23 Liberty (12/26/20)
Longest Rush	62	vs. App State (11/21/20)
Rushing TDs	2	at Kansas (9/12/20)

MATTHEW MCDOOM

Kick Returns	3	(2x) last vs. Ga. Southern (10/1/22)
Kick Return Yards	115	vs. Gardner-Webb (9/10/22)
Long Kick Return	95	vs. Gardner-Webb (9/10/22)
Kick Return TDs	1	vs. Gardner-Webb (9/10/22)

PATRICK MCSWEENEY

Receptions	1	(4x) last at Ark. State (10/7/21)
Receiving Yards	14	vs. Norfolk State (9/14/19)
Longest Reception	14	vs. Norfolk State (9/14/19)
Receiving TDs	-	-

TYSON MOBLEY

Receptions	4	(2x) last vs. Ga. Southern (10/1/22)
Receiving Yards	50	vs. Gardner-Webb (9/10/22)
Longest Reception	39	vs. Texas State (11/20/21)
Receiving TDs	2	vs. Gardner-Webb (9/10/22)
Rushes	1	(4x) last vs. at ULM (10/8/22)
Rushing Yards	32	vs. UMass (9/25/21)
Longest Rush	32	vs. UMass (9/25/21)
Rushing TDs	1	vs. UMass (9/25/21)
Punt Returns	2	at Georgia State (9/22/22)
Punt Return Yards	11	vs. Ga. Southern (10/1/22)
Long Punt Return	11	vs. Ga. Southern (10/1/22)
Tackles	1	at Arkansas State (10/7/21)

JAIRAN PARKER (at Coastal Carolina)

Tackles	8	vs. Buffalo (9/17/22)
Solo Tackles	3	(2x) last at ULM (10/8/22)
TFLs	1.0	(2x) last at ULM (10/8/22)
Fumbles Recovered	1	vs. Gardner-Webb (9/10/22)
Forced Fumbles	1	vs. Gardner-Webb (9/10/22)

DRE PINCKNEY

Tackles	10	vs. NIU (12/17/21)
Solo Tackles	5	vs. NIU (12/17/21)
TFLs	1.0	at South Alabama (11/26/21)
Fumbles Recovered	1	vs. NIU (12/17/21)
Pass Breakups	1	vs. Texas State (11/20/21)

SAM PINCKNEY (at Coastal Carolina)

Receptions	9	at ULM (10/8/22)
Receiving Yards	133	at ULM (10/8/22)
Longest Reception	38	at ULM (10/8/22)
Receiving TDs	1	vs. Army (9/3/22)

TRE' PINKNEY (at Coastal Carolina)

Tackles	12	vs. Buffalo (9/17/22)
Solo Tackles	7	at Georgia State (9/22/22)
TFLs	1.0	at Georgia State (9/22/22)
Pass Breakups	1	vs. Ga. Southern (10/1/22)
Interceptions	1	(2x) last vs. Ga. Southern (10/1/22)

JACOB PROCHE (at Coastal Carolina)

Tackles	4	vs. Buffalo (9/17/22)
Solo Tackles	3	(3x) last at GSU (9/22/22)
TFLs	0.5	(2x) last vs. Texas State (11/20/21)
Pass Breakups	1	(4x) last vs. Ga. Southern (10/1/22)
Interceptions	1	vs. Buffalo (9/17/22)
Punt Returns	2	vs. ULM (10/2/21)
Punt Return Yards	-6	vs. ULM (10/2/21)

AUSTIN RANDALL

Tackles	2	vs. Buffalo (9/17/22)
Solo Tackles	2	vs. Buffalo (9/17/22)

CHRIS RHONE

Receptions	1	(2x) last vs. ULM (10/2/21)
Receiving Yards	32	vs. ULM (10/2/21)
Longest Reception	32	vs. ULM (10/2/21)
Receiving TDs	1	vs. ULM (10/2/21)

KENNEDY ROBERTS

Tackles	5	vs. Army (9/3/22)
Solo Tackles	1	(8x) last vs. Army (9/3/22)
Sacks	0.5	vs. South Alabama (11/7/20)
TFLs	1.0	vs. Army (9/3/22)
Pass Breakups	1	vs. Buffalo (9/17/22)
Fumble Recovery	1	vs. Buffalo (9/17/22)
Blocked Kicks	1	vs. Campbell (9/18/20)

TYLER ROBERTS (at Coastal Carolina)

Receptions	2	vs. Ga. Southern (10/1/22)
Receiving Yards	41	vs. Ga. Southern (10/1/22)
Longest Reception	36	vs. Ga. Southern (10/1/22)
Receiving TDs	1	vs. Ga. Southern (10/1/22)

JOSIAH ROBINSON

Tackles	1	vs. Buffalo (9/17/22)
---------	---	-----------------------

BRAYLON RYAN

Tackles	4	vs. The Citadel (9/2/21)
Solo Tackles	2	(2x) last at GSU (9/22/22)
Sacks	1.0	vs. Buffalo (9/17/22)
TFLs	1.0	(2x) last vs. Buffalo (9/17/22)
QB Hurries	1	vs. Ga. Southern (10/1/22)
Fumble Recovery	1	vs. Gardner-Webb (9/10/22)

INDIVIDUAL CAREER GAME-HIGHS

MASON SHELTON

Tackles	4	vs. The Citadel (9/2/21)
Solo Tackles	1	(3x) last at GSU (9/22/22)
TFLs	1.0	vs. The Citadel (9/2/21)
Punt Returns	1	vs. UMass (9/25/21)
Punt Return Yards	33	at Georgia Southern (11/6/21)
Long Punt Return	33	at Georgia Southern (11/6/21)
Touchdowns	1	at Georgia Southern (11/6/21) (blocked punt)
Blocked Kicks	1	vs. UMass (9/25/21)(punt)

CHARLES STEELE

Tackles	1	(3x) last vs. NIU (12/17/21)
Solo Tackles	1	at Texas State (11/28/20)
QB Hurries	1	vs. ULM (10/2/21)

JOSIAH STEWART

Tackles	8	(2x) last vs. GSU (11/13/21)
Solo Tackles	5	(2x) last at Ga. Southern (11/6/21)
Sacks	4.0	at Ga. Southern (11/6/21)
TFLs	5.0	at Ga. Southern (11/6/21)
QB Hurries	2	at South Alabama (11/26/21)
Pass Breakups	1	at Georgia State (9/22/22)
Forced Fumbles	2	at Ga. Southern (11/6/21)

MANNY STOKES JR.

Tackles	6	vs. Army (9/3/22)
Solo Tackles	4	vs. Buffalo (9/17/22)
TFLs	1.0	(2x) last vs. Buffalo (9/17/22)
QB Hurries	1	vs. Kansas (9/10/21)
Pass Breakups	1	(3x) last at GSU (9/22/22)
Fumble Recovery	1	at App State (10/20/21)
Kick Returns	3	vs. Georgia State (11/13/21)
Kick Return Yards	51	at Buffalo (9/18/21)
Long Kick Return	41	at Buffalo (9/18/21)

D’JORDAN STRONG (at Coastal Carolina)

Tackles	5	vs. South Alabama (11/7/20)
Solo Tackles	4	(2x) last vs. UMass (9/25/21)
TFLs	1.0	(2x) last at Troy (12/12/20)
Interceptions	2	(2x) last vs. App State (11/21/20)
Pass Breakups	2	(5x) last vs. Ga. Southern (10/1/22)
Forced Fumbles	1	at Kansas (9/12/20)
Touchdowns	1	at App State (11/21/20)(INT)

MACK WEST

Punts	1	(2x) last at ULM (10/8/22)
Punt Yards	33	vs. Ga. Southern (10/1/22)
Punt Avg.	33.0	vs. Ga. Southern (10/1/22)
Long Punt	3	vs. Ga. Southern (10/1/22)
Inside 20	1	vs. Ga. Southern (10/1/22))

REESE WHITE

Rushes	21	vs. Army (9/3/22)
Rushing Yards	133	vs. Army (9/3/22)
Longest Rush	67	vs. Buffalo (9/17/22)
Rushing TDs	3	vs. Kansas (9/10/21)
Receptions	3	vs. Gardner-Webb (9/10/22)
Receiving Yards	58	at ULM (11/23/19)
Longest Reception	41	at ULM (11/23/19)
Receiving TDs	2	vs. Army (9/3/22)

ROLAN WOODEN II

Tackles	3	(2x) last vs. Army (9/3/22)
Solo Tackles	2	at Texas State (11/28/20)
TFLs	0.5	(2x) last vs. GWU (9/10/22)
Forced Fumbles	1	vs. Arkansas State (10/3/20)

CAREER STARTS/GAMES PLAYED

CAREER STARTS (AT COASTAL CAROLINA ONLY)

NAME	'18	'19	'20	'21	'22	TOT. CONS.	
A. Loper	-	6	10	13	6	35	19
W. Lampkin	-	-	12	13	6	31	31
D. Strong	-	-	12	13	4	29	2
J. Clark	-	-	11	11	6	28	17
G. McCall	-	-	11	11	6	28	9
R. White	-	-	7	5	3	15	-
J. Stewart	-	-	-	6	6	12	11
B. Carpenter	2	6	-	1	-	10	-
T. Mobley	-	-	1	2	6	9	6
L. Boykin	-	-	-	3	5	8	2
J. Killen	-	1	-	-	6	7	6
E. Johnson	-	-	-	2	5	7	5
B. Bennett	-	-	-	7	-	7	-
Jared Brown	-	-	-	-	6	6	6
S. Pinckney	-	-	-	-	6	6	6
D. Wilson	-	-	-	-	6	6	6
W. McDonald	-	-	-	-	6	6	6
K. Roberts	-	-	-	-	6	6	6
Jahmar Brown	-	-	-	-	5	5	5
T. Fletcher	-	-	-	1	4	5	3
W. Moise	-	-	-	-	5	5	2
T. Jackson	-	-	-	3	1	4	-
J. Madison	-	-	-	-	3	3	2
J. Proche	-	-	-	2	1	3	-
J. Jenkins	-	-	-	-	3	3	-
S. Bruce	-	-	-	-	3	3	-
T. Geiger Jr.	-	-	1	2	-	3	-
C. Beasley	-	-	-	-	2	2	2
X. Gravette	-	-	-	-	2	2	1
T. Pinkney	-	-	-	-	2	2	-
C. Arnold Jr.	-	-	-	-	2	2	-
M. Stokes Jr.	-	-	-	-	2	2	-
D. Pinckney	-	-	-	1	1	2	-
T. Ivy Jr.	-	-	-	2	-	2	-
B. Ryan	-	-	-	2	-	2	-
J. Darboe	-	-	-	-	1	1	1
M. Balthazar	-	-	-	-	1	1	-
K. Duplessis	-	-	-	-	1	1	-
D. Luther	-	-	-	-	1	1	-
D. Fountain	-	-	-	-	1	1	-
J. Griffin	-	-	-	-	1	1	-
A. Hope	-	-	-	-	1	1	-
A. Bedgood	-	1	-	-	-	1	-

CAREER GAMES PLAYED (AT COASTAL CAROLINA ONLY)

NAME	'18	'19	'20	'21	'22	TOT. CONS.	
A. Loper	5	9	11	13	6	44	19
B. Carpenter	7	11	8	11	6	43	6
K. Roberts	-	9	12	13	6	40	31
J. Killen	-	4	12	13	6	35	30
R. White	-	10	12	9	3	34	-
R. Wooden II	-	3	11	13	6	33	19
W. Lampkin	-	-	12	13	6	31	31
J. Clark	-	-	12	13	6	31	31
M. Stokes Jr.	-	-	12	13	6	31	31
W. McDonald	-	1	10	13	6	30	29
G. McCall	-	2	11	11	6	30	9
D. Strong	-	-	12	13	5	30	2
T. Geiger Jr.	-	-	12	13	3	28	2
P. McSweeney	-	5	10	7	5	27	5
T. Mobley	-	-	5	13	6	24	19
D. Wilson	-	1	6	11	6	24	7
J. Proche	-	-	-	13	6	19	19
B. Ryan	-	-	-	13	6	19	19
J. Stewart	-	-	-	13	6	19	19
A. Bedgood	-	5	-	13	1	19	-
T. Fletcher	-	-	-	12	6	18	6
M. Shelton	-	-	-	12	6	18	6
J. Darboe	4	9	2	-	3	18	3
L. Boykin	-	-	-	13	5	18	2
C. Beasley	-	-	1	10	6	17	6
T. Ivy Jr.	-	-	-	13	4	17	4
B. Bennett	-	-	4	13	-	17	-
E. Johnson	-	-	-	10	6	16	11
T. Roberts	-	-	-	10	6	16	6
T. Jackson	-	-	-	8	6	14	7
C. Steele	-	-	10	4	-	14	-
T. Wagner	-	-	-	13	-	13	-
S. Bruce	-	-	7	-	4	11	-
J. Guest	-	1	1	6	2	10	-
D. Fountain	-	4	1	3	2	10	-
P. Bunch	-	-	-	4	6	10	6
X. Gravette	-	-	-	6	4	10	3
Z. Lindsay	-	-	-	3	6	9	6
Jared Brown	-	-	-	2	6	8	6
C. Rhone	-	-	-	2	6	8	6
K. Duplessis	-	-	-	2	6	8	6
A. Randall	-	-	-	1	6	7	6
T. Pinkney	-	-	-	1	5	6	-
N. Hope II	-	-	-	2	3	5	-
J. Griffin	-	-	-	-	6	6	6
S. Pinckney	-	-	-	-	6	6	6
A. Hope	-	-	-	-	6	6	6
J. Madison	-	-	-	-	6	6	6
M. McDoom	-	-	-	-	6	6	6
Jahmar Brown	-	-	-	-	6	6	6
J. Robinson	-	-	-	-	6	6	6
K. Hensley	-	-	-	-	6	6	6
J. Parker	-	-	-	-	6	6	6
A Diggs	-	-	-	-	6	6	6
E. Crenshaw	-	-	-	-	6	6	6
J. Cash	-	-	-	-	6	6	6
C. Arnold Jr.	-	-	-	-	6	6	6
A. Henry	-	-	-	-	6	6	6
D. Luther	-	-	-	-	6	6	6
A. Walton	-	-	-	-	6	6	6
M. West	-	-	-	-	6	6	6
L. Gray	-	-	-	3	4	6	3
A. Fofana	-	-	-	-	5	5	5
J. Jenkins	-	-	-	-	5	5	2
W. Moise	-	-	-	-	5	5	2
M. Balthazar	-	-	-	-	4	4	4

NAME '18 '19 '20 '21 '22 TOT. CONS.

L. Mauldin	-	-	-	2	2	4	-
D. Pinckney	-	-	-	3	1	4	-
E. Hopkins	-	-	-	-	3	3	3
C. Atkinson	-	-	-	-	3	3	1
M. Bowers	-	-	-	2	1	3	-
J. Johnson Jr.	-	-	1	2	-	3	-
J. Tucker	-	-	-	1	1	2	1
L. Ellenberger	-	-	-	-	2	2	-
T. Lyles	-	-	-	-	2	2	-
M. Milnac	-	-	-	-	2	2	-
D. Coleman	-	-	-	-	1	1	-
K. Green	-	-	-	-	1	1	-
T. Johnson	-	-	-	-	1	1	-
M. Taylor	-	-	-	1	-	1	-
J. Scola	-	1	-	-	-	1	-

STARTERS LOST (AT COASTAL CAROLINA ONLY)

NAME	'17	'18	'19	'20	'21	TOT. CONS.	
T. Carter	12	12	12	12	13	61	61
S. Kelly	10	10	2	11	13	46	14
S. Bedosky	5	12	2	12	13	44	25
C. Brewer	1	5	12	12	13	43	40
T. Gallagher	-	4	11	12	13	40	25
J. Gunter	1	12	-	12	12	37	-
S. Thompson	-	-	10	12	13	35	30
J. Heiligh	-	2	10	12	11	35	9
A. Spillum	-	-	8	12	12	32	1
I. Likely	-	-	6	8	13	27	18
B. Matts	-	4	4	12	6	26	-
E. Makonzo	-	-	2	11	13	26	24
D. Bush	-	-	3	12	8	23	5
K. Brown	-	-	-	1	13	14	14
M. Olufemi	-	-	-	12	-	13	1
S. Jones	-	-	-	1	8	9	-
K. Stewart	-	-	6	2	-	8	-
G. Latushko	-	-	-	1	4	5	-
S. Watkins	-	-	-	-	5	5	-
E. Porter	-	1	-	1	-	2	-
M. Sudipo	-	-	-	-	1	1	-
K. Gladney Jr.	-	-	-	1	-	1	-
J. Morris	-	-	1	-	-	1	-

STARTERS

STARTING LINEUPS

OFFENSE	LT	LG	C	RG	RT	TE/WR	WR/TE	WR	WR/RB	WR/RB	QB
ARMY	Wilson	McDonald	Lampkin	Moise	Loper	Jenkins	Fountain	J. Brown	S. Pinckney	White	McCall
GWU	Wilson	McDonald	Lampkin	Moise	Loper	Jenkins	Mobley	J. Brown	S. Pinckney	White	McCall
BUFFALO	Wilson	McDonald	Lampkin	Moise	Loper	Jenkins	Mobley	J. Brown	S. Pinckney	White	McCall
at Georgia State	Wilson	McDonald	Lampkin	Luther	Loper	Gravette	Mobley	J. Brown	S. Pinckney	Duplessis	McCall
GA. SOUTHERN	Wilson	McDonald	Lampkin	Moise	Loper	Mobley	S. Pinckney	J. Brown	Beasley	Balthazar	McCall
at ULM	Wilson	McDonald	Lampkin	Moise	Loper	Gravette	Mobley	J. Brown	S. Pinckney	Beasley	McCall
OLD DOMINION											
at Marshall											
APP STATE											
SOUTHERN MISS											
at Virginia											
at James Madison											

DEFENSE	DE	NT	DT	BANDIT	BAN/LB	LB	LB/SPUR	CB	FS	SS	CB
ARMY	Griffin	Clark	K. Roberts	Stewart	Hope	Killen	Bruce	Boykin	D. Pinckney	Fletcher	Stokes Jr.
GWU	E. Johnson	Clark	K. Roberts	Stewart	Bruce	Killen	Jah. Brown	Boykin	Arnold Jr.	T. Jackson	Strong
BUFFALO	E. Johnson	Clark	K. Roberts	Stewart	Bruce	Killen	Jah. Brown	Boykin	Madison	Fletcher	Strong
at Georgia State	E. Johnson	Clark	K. Roberts	Stewart	Pinkney	Killen	Jah. Brown	Proche	Arnold Jr.	Fletcher	Stokes Jr.
GA. SOUTHERN	E. Johnson	Clark	K. Roberts	Stewart	Pinkney	Killen	Jah. Brown	Boykin	Madison	Fletcher	Strong
at ULM	E. Johnson	Clark	K. Roberts	Stewart	Darboe	Killen	Jah. Brown	Boykin	Madison	Fletcher	Strong
OLD DOMINION											
at Marshall											
APP STATE											
SOUTHERN MISS											
at Virginia											
at James Madison											

GAMEDAY INFORMATION

GAME INFORMATION

	COIN TOSS	CCU KO/REC.	CCU 1ST OFF. PLAY	CCU 1ST POSSESSION	OPP. 1ST POSSESSION	KICKOFF TIME (ET)	GAME LENGTH	CCU HELMET	CCU JERSEY	CCU PANTS
ARMY	CCU	KO	R. White 15-yard rush	Punt	Punt	7:02 p.m.	3:13	Black	Teal	Teal
GARDNER-WEBB	GWU	REC.	R. White 0-yard rush	Punt	Punt	6:02 p.m.	3:17	Teal	Black	Teal
BUFFALO	UB	REC.	R. White 10-yard rush	Fumble	FG	1:02 p.m.	3:51	White	White	White
at Georgia State	GSU	REC.	McCall to J. Brown 50-yard pass *	TD	Punt	7:33 p.m.	3:32	Black	White	Black
GA. SOUTHERN	CCU	KO	M. Balthazar 19-yard rush	Punt	Downs	7:02 p.m.	3:39	White	Black	White
at ULM	ULM	REC.	McCall to J. Brown 11-yard pass	TD	TD	8:02 p.m.	3:26	White	White	Teal
OLD DOMINION										
at Marshall										
APP STATE										
SOUTHERN MISS										
at Virginia										
at James Madison										

* touchdown

DRIVES

DRIVE CHART

	DISPLAYED COASTAL/OPPONENT											Defense	
	Possessions	TDs #	FGs Made	FGs Missed	Fumble	Int.	Safety	Punt	Downs	Half	Game	80+yard Drives	3 and Out *
ARMY	9/9	5/4	1/0	0/0	0/0	0/1	0/0	2/3	0/1	0/0	1/0	1/1	2/0
GARDNER-WEBB	13/13	3/3	1/2	0/0	1/2	1/2	0/0	6/3	0/0	0/1	1/0	1/0	0/1
BUFFALO	14/14	4/2	1/4	0/0	4/2	0/2	0/0	2/3	1/1	1/0	1/0	0/1	1/1
at Georgia State	14/12	5/2	2/1	1/0	0/2	1/2	0/0	3/5	0/0	1/0	1/0	1/1	5/2
GA. SOUTHERN	13/12	5/3	0/3	1/0	1/0	0/1	0/0	4/3	0/2	1/0	1/0	2/1	1/2
at ULM	10/11	4/3	0/0	0/0	0/2	0/0	0/0	6/2	0/2	0/1	0/1	1/0	1/4
OLD DOMINION													
at Marshall													
APP STATE													
SOUTHERN MISS													
at Virginia													
at James Madison													
TOTAL	73/71	26/17	5/10	2/0	6/8	2/8	0/0	23/19	1/6	3/2	5/1	6/4	10/10

* offensive team is forced to punt (does not include turnovers, turnover on downs or end of half/game)

does not count special teams/defensive touchdowns

TURNOVERS

COASTAL CAROLINA TAKEAWAYS

NO.	OPP.	QTR	TURNOVER	DEFENDER(S)	LED TO	PTS. OFF
1.	ARMY	3	Interception	Tavyn Jackson	TD	7
2.	GWU	1	Fumble	Fletcher (F) / Parker (R)	Punt	-
3.		2	Fumble	Braylon Ryan (R)	TO	-
4.		2	Fumble	Parker (F) / Hensley (R)	TD	7
5.		4	Interception	Lance Boykin	Punt	-
6.		4	Interception	Lance Boykin	Game	-
7.	UB	1	Fumble	Boykin (F) / K. Roberts (R)	TD	7
8.		2	Interception	D'Jordan Strong	TD	7
9.		4	Fumble	Jahmar Brown (R)	TD *	7
10.		4	Interception	Jacob Proche	TD	7
11.	GSU	3	Interception	Charles Arnold Jr.	TD	7
12.		4	Fumble	JT Killen (R)	Punt	-
13.		4	Interception	Tre' Pinkney	INT	-
14.		4	Fumble	Killen (F) / Fletcher (R)	Game	-
15.	GS	2	Interception	Tre' Pinkney	Fumble	-
16.	ULM	2	Fumble	JT Killen (R)	Punt	-
17.		4	Fumble	Madison (F) / Killen (R)	Punt	-
* Defensive/Special Teams touchdown						Points 49

COASTAL CAROLINA GIVEAWAYS

NO.	OPP.	QTR	TURNOVER	PLAYER	LED TO	PTS. OFF
1.	GWU	2	Fumble	Reese White	FG	3
2.		2	Interception	Grayson McCall	Half	-
3.	UB	1	Fumble	Reese White	FG	3
4.		1	Fumble	De'Andre Coleman	TO	-
5.		1	Fumble	Reese White	FG	3
6.		1	Fumble	Ty Lyles	TO	-
7.	GSU	4	Interception	Jarrett Guest	TD *	7
8.	GS	2	Fumble	Grayson McCall	Punt	-
* Defensive touchdown						Points 16

COASTAL CAROLINA TAKEAWAYS

2021 season: 12 (6 interceptions, 6 fumble recoveries)
 2020 season: 25 (16 interceptions, 9 fumble recoveries)
 2019 season: 17 (11 interceptions, 6 fumble recoveries)

COASTAL CAROLINA GIVEAWAYS

2021 season: 10 (4 interceptions, 6 fumbles lost)
 2020 season: 12 (5 interceptions, 7 fumbles lost)
 2019 season: 17 (9 interceptions, 8 fumbles lost)

SCORING DRIVES

COASTAL SCORING DRIVES

	QTR	TD	FG	PLAYERS	PLAY	PL	YDS	TIME
ARMY	1st	X		Grayson McCall to Reese White	6-yard pass	12	85	6:24
	2nd	X		Grayson McCall to Sam Pinckney	26-yard pass	6	65	2:33
	3rd		X	Kade Hensley	25-yard FG	13	68	6:30
	3rd	X		Grayson McCall to Reese White	14-yard pass	8	65	3:56
	4th	X		Reese White	2-yard rush	11	56	5:09
	4th	X		Grayson McCall	5-yard rush	10	75	5:57
GWU	1st		X	Kade Hensley	48-yard FG	5	36	2:44
	2nd	X		Matthew McDoom	95-yard KOR	-	-	-
	2nd	X		Grayson McCall to Tyson Mobley	21-yard pass	2	33	0:31
	3rd	X		Grayson McCall to Tyson Mobley	7-yard pass	8	71	4:18
	4th	X		Grayson McCall to Jacob Jenkins	7-yard pass	10	84	4:03
UB	1st	X		Grayson McCall to Jacob Jenkins	34-yard pass	4	43	1:42
	2nd	X		CJ Beasley	10-yard rush	1	10	0:05
	3rd		X	Kade Hensley	44-yard FG	7	48	2:59
	4th	X		Jahmar Brown	21-yard fumble return			-
	4th	X		Grayson McCall to Tyson Mobley	4-yard pass	3	50	1:57
	4th	X		Grayson McCall to CJ Beasley	59-yard pass	6	75	2:33
GSU	1st	X		Grayson McCall to Jared Brown	50-yard pass	1	50	0:08
	1st	X		Grayson McCall to Jared Brown	53-yard pass	4	64	1:39
	1st	X		Grayson McCall	2-yard rush	10	75	5:00
	2nd		X	Kade Hensley	24-yard FG	11	57	5:43
	2nd		X	Kade Hensley	44-yard FG	8	48	3:08
	3rd	X		Nate Hope II	2-yard rush	16	84	9:07
	4th	X		Jarrett Guest	5-yard rush	7	75	3:03
GS	1st	X		Grayson McCall	4-yard rush	12	89	7:23
	3rd	X		Grayson McCall to Xavier Gravette	27-yard pass	9	75	4:18
	4th	X		Grayson McCall to Tyler Roberts	36-yard pass	4	75	1:59
	4th	X		Grayson McCall to Jared Brown	61-yard pass	4	76	1:54
	4th	X		CJ Beasley	24-yard rush	8	82	1:23
ULM	1st	X		CJ Beasley	9-yard rush	9	75	3:55
	1st	X		CJ Beasley	1-yard rush	8	75	4:10
	2nd	X		Grayson McCall to Jared Brown	56-yard pass	2	78	0:40
	2nd	X		Max Balthazar	2-yard rush	11	96	3:45

OPPONENT SCORING DRIVES

	QTR	TD	FG	PLAYERS	PLAY	PL	YDS	TIME
ARMY	1st	X		Tyrell Robinson	70-yard rush	4	84	1:43
	2nd	X		Jakobi Buchanan	1-yard rush	15	75	9:12
	3rd	X		Tyhier Tyler to Ay'Jaun Marshall	30-yard pass	6	75	3:07
	4th	X		Cade Ballard to Braheam Murphy	73-yard pass	2	75	0:53
GWU	1st		X	Jay Billingsley	47-yard FG	4	0	0:56
	2nd	X		Bailey Fisher to Cutrell Haywood	2-yard pass	9	75	2:37
	3rd	X		Bailey Fisher	4-yard rush	5	75	2:28
	3rd	X		Jay Billingsley	29-yard FG	7	46	3:07
	4th	X		Bailey Fisher	5-yard rush	5	67	2:22
UB	1st		X	Alex McNulty	36-yard FG	7	27	2:47
	1st	X		Alex McNulty	47-yard FG	9	38	3:46
	2nd	X		Alex McNulty	42-yard FG	15	68	7:14
	2nd	X		Cole Snyder to Justin Marshall	15-yard pass	6	80	1:34
	3rd	X		Alex McNulty	26-yard FG	10	25	3:51
	4th	X		Cole Snyder to Quian Williams	10-yard pass	17	71	6:22
GSU	1st	X		Tucker Gregg	4-yard rush	8	87	3:06
	2nd		X	Michael Hayes	36-yard FG	4	7	1:45
	2nd	X		Darren Grainger to Robert Lewis	29-yard pass	5	75	1:08
	4th	X		Jontrey Hunter	77-yard INT return			
GS	1st	X		Kyle Vantrease to Derwin Burgess Jr.	34-yard pass	10	75	3:27
	2nd	X		Kyle Vantrease to Jeremy Singleton	4-yard pass	3	10	1:25
	3rd		X	Alex Raynor	45-yard FG	12	51	5:39
	4th	X		Jalen White	18-yard rush	5	50	2:37
	4th	X		Alex Raynor	30-yard FG	6	53	2:14
	4th	X		Alex Raynor	20-yard FG	11	85	3:44
ULM	1st	X		Malik Jackson	1-yard rush	6	75	2:47
	2nd	X		C. Rogers to Zach Rasmussen	5-yard pass	11	75	5:58
	3rd	X		Chandler Rogers to Tyrone Howell	42-yard pass	5	75	2:14

2022 TOUCHDOWN DRIVES SUMMARY

	COASTAL	OPP
Touchdown plays of 20-plus yards	11	6
Touchdown plays of 50-plus yards	5	3
Touchdown drives of 80-plus yards	6	3
Touchdown drives of 90-plus yards	1	0
Touchdown drives of 20 yards or less	1	1
Touchdown drives of 5:00 or more	6	3
Touchdown drives of 7:00 or more	2	1
Touchdown drives of 3:00 or less	12	11
Touchdown drives of 2:00 or less	10	5
Touchdown drives of 1:00 or less	4	1
Touchdown drives of 10 plays or more	8	5
Touchdown drives of 5 plays or less	9	8
Touchdown drives of 1 play	2	0

* does not include Punt/Kickoff Returns or Defensive Touchdowns or Field Goals made

EXPLOSIVE PLAYS

COASTAL BIG PLAYS (20+ YARDS)

NO. OPPONENT	PLAYER(S)	PLAY	DOWN-DIST.	YDS.	* Touchdown
1. ARMY (4)	Grayson McCall to Jared Brown	Pass	1-10	23	
2.	Grayson McCall to Sam Pinckney	Pass	1-15	23	
3.	Grayson McCall to Sam Pinckney	Pass	3-9	26 *	
4.	Grayson McCall to Sam Pinckney	Pass	1-10	20	
5. GWU (7)	Grayson McCall to Jared Brown	Pass	1-10	33	
6.	Grayson McCall to Jared Brown	Pass	1-10	22	
7.	Matthew McDoom	KOR	-	95 *	
8.	Grayson McCall to Tyson Mobley	Pass	1-10	21 *	
9.	Grayson McCall to Sam Pinckney	Pass	1-10	22	
10.	Grayson McCall to Tyler Roberts	Pass	2-8	28	
11.	Grayson McCall to Deon Fountain	Pass	1-10	32	
12. BUFFALO (9)	Grayson McCall to Jacob Jenkins	Pass	4-1	34 *	
13.	Reese White	Rush	1-10	67	
14.	Grayson McCall to Sam Pinckney	Pass	3-8	20	
15.	D'Jordan Strong	INT Return		42	
16.	Jarrett Guest to Sam Pinckney	Pass	1-10	32	
17.	Grayson McCall to Sam Pinckney	Pass	1-10	20	
18.	Jahmar Brown	Fumble Return		21 *	
19.	CJ Beasley	Rush	1-10	31	
20.	Grayson McCall to CJ Beasley	Pass	1-10	59 *	
21. GSU (7)	Matthew McDoom	KOR	-	50	
22.	Grayson McCall to Jared Brown	Pass	1-10	50 *	
23.	Grayson McCall to Jared Brown	Pass	1-10	53 *	
24.	Grayson McCall to Sam Pinckney	Pass	2-5	21	
25.	CJ Beasley	Rush	1-10	20	
26.	Jarrett Guest	Rush	3-6	26	
27.	CJ Beasley	Rush	1-10	27	
28. GS (8)	Grayson McCall to Jared Brown	Pass	2-9	24	
29.	Grayson McCall to Xavier Gravette	Pass	2-5	27 *	
30.	Grayson McCall	Rush	1-10	21	
31.	Grayson McCall to Tyler Roberts	Pass	2-6	36 *	
32.	Matthew McDoom	KOR	-	23	
33.	Grayson McCall to Jared Brown	Pass	3-9	61 *	
34.	Grayson McCall to Jared Brown	Pass	1-10	33	
35.	CJ Beasley	Rush	2-10	24 *	
36. ULM (7)	CJ Beasley	Rush	1-10	37	
37.	Grayson McCall to Sam Pinckney	Pass	1-10	29	
38.	CJ Beasley	Rush	3-9	31	
39.	Matthew McDoom	KOR	-	22	
40.	Max Balthazar	Rush	1-10	22	
41.	Grayson McCall to Jared Brown	Pass	1-10	56 *	
42.	Grayson McCall to Sam Pinckney	Pass	2-11	38	

OPPONENT BIG PLAYS (20+ YARDS)

NO. OPPONENT	PLAYER(S)	PLAY	DOWN-DIST.	YDS.	* Touchdown
1. ARMY (5)	Tyrell Robinson	Rush	1-10	70 *	
2.	Tyrell Robinson	Rush	3-10	30	
3.	Tyhier Tyler to Ay'Jaun Marshall	Pass	3-3	54 *	
4.	Cade Ballard to Braheam Murhpy	Pass	2-8	73 *	
5.	Tyrell Robinson	KOR	-	21	
6. GWU (10)	Janiero Crankfield	KOR	-	21	
7.	Bailey Fisher to Janiero Crankfield	Pass	2-10	26	
8.	Bailey Fisher to T.J. Luther	Pass	1-10	45	
9.	Janiero Crankfield	KOR	-	33	
10.	Bailey Fisher to Deland Thomas	Pass	2-5	24	
11.	Jamari Brown	INT Return		67	
12.	Bailey Fisher to T.J. Luther	Pass	1-10	53	
13.	Bailey Fisher to Karim Page	Pass	1-10	29	
14.	Bailey Fisher to T.J. Luther	Pass	2-14	53	
15.	Bailey Fisher to Curtell Haywood	Pass	1-10	35	
16. BUFFALO (6)	Quian Williams	KOR	-	26	
17.	Cole Snyder to Ron Cook Jr.	Pass	2-13	20	
18.	Ron Cook Jr.	KOR	-	26	
19.	Ron Cook Jr.	KOR	-	23	
20.	Ron Cook Jr.	KOR	-	25	
21.	Ron Cook Jr.	KOR	-	29	
22. GSU (5)	Darren Grainger to Ja'Cyais Credle	Pass	1-10	20	
23.	Darren Grainger to Robert Lewis	Pass	1-10	29 *	
24.	Darren Grainger to Jamari Thrash	Pass	2-7	26	
25.	Jontrey Hunter	INT Return		77 *	
26.	Darren Grainger to Ja'Cyais Credle	Pass	2-10	20	
27. GS (7)	Kyle Vantrease to Derwin Burgess Jr.	Pass	1-10	34 *	
28.	Jalen White	Rush	1-20	24	
29.	Amare Jones	PR	-	50	
30.	Jalen White	Rush	1-10	23	
31.	Kyle Vantrease to Khaleb Hood	Pass	1-10	37	
32.	Kyle Vantrease to Amare Jones	Pass	2-8	25	
33.	Kyle Vantrease to Jeremy Singleton	Pass	2-17	24	
34. ULM (6)	Malik Jackson	Rush	1-10	27	
35.	Alred Luke	KOR	-	21	
36.	Chandler Rogers to Tyrone Howell	Pass	1-10	21	
37.	Chandler Rogers to Alred Luke	Pass	1-25	21	
38.	Chandler Rogers to Tyrone Howell	Pass	1-10	42 *	
39.	Chandler Rogers to Dariyan Wiley	Pass	3-7	25	

COASTAL CAROLINA BIG PLAYS

2021 season: 94
 2020 season: 75
 2019 season: 56

OPPONENT BIG PLAYS

2021 season: 77
 2020 season: 66
 2019 season: 80

THE LAST TIME BY A CHANTICLEER ...

RUSHING

30-plus Rushing Attempts: 32 by Lorenzo Taliaferro at Elon (09-28-13)
40 to 69-Yard Run (no touchdown):67 by Reese White vs. Buffalo (09-17-22)
 40 to 69-Yard Touchdown Run: 60 by Braydon Bennett vs. Northern Illinois (12-17-21)
 70-Yard plus Run (no touchdown): 76 by Tyler Thigpen at Gardner-Webb (11-11-06)
 70-Yard plus Touchdown Run:75 by Shermari Jones at South Alabama (11-26-21)
2-plus Rushing Touchdowns:2 by CJ Beasley at ULM (10-08-22)
 4-plus Rushing Touchdowns: 4 by Lorenzo Taliaferro at Liberty (10-19-13)
100-Yard Rusher..... 115 by CJ Beasley at ULM (10-08-22)
 Two Players with 100 Yards plus Rushing: 102 by Bryce Carpenter & 100 by CJ Marable
 at UMass (09-21-19)
 100 Yards Rushing and Receiving (Same Player):NA
100-Yard Rusher/100-Yard Receiver: by CJ Beasley (115) & Sam Pinckney (133)
 at ULM (10-08-22)

PASSING

30-plus Pass Completions:32 by Bryce Carpenter vs. Troy (11-02-19)
 Consecutive Completions: 16 by Zach MacDowall at VMI (11-06-10)
 * Grayson McCall completed 16-straight passes over a three-game span
 vs. UMass (09-25-21); vs. ULM (10-02-21); at A-State (10-07-21) (1st half)
 40-plus Pass Attempts:45 by Bryce Carpenter vs. Troy (11-02-19)
 4-plus Touchdown Passes: 4 by Grayson McCall vs. Northern Illinois (12-17-21)
 5-plus Touchdown Passes:5 by Grayson McCall vs. Texas State (11-20-21)
300-plus Yards Passing: 335 by Grayson McCall vs. Georgia Southern (10-01-22)
 400-plus Yards Passing: 415 by Alex Ross vs. The Citadel (11-28-15)
 100 Yards Rushing and 200 Passing: by Alex Ross (155-202) at Montana (12-07-13)
350-plus Yards Total Offense: 369 by Grayson McCall vs. Georgia Southern (10-01-22)

RECEIVING

10-plus Receptions: 10 by Jaivon Heiligh vs. Texas State (11-20-21)
 3-plus Touchdown Receptions:4 by Isaiah Likely at Arkansas State (10-07-21)
 Two Players with at least 2 TD Receptions:Chris Jones (2) and Tyrell Blanks (2)
 vs. Kennesaw State (11-14-15)
 200-plus Yards Receiving:.....232 (8 rec.) by Isaiah Likely at Arkansas State (10-07-21)
 Two Players with 100-Yards Receiving: .. 105 by Tyrell Blanks (10) and 118 by Bruce Mapp (6)
 at Charlotte (11-08-14)
100-plus Receiving Yards by WR: 133 by Sam Pinckney at ULM (10-08-22)
 100-plus Receiving Yards by RB: .. 129 by De'Angelo Henderson (7 rec.) at Furman (09-05-15)
 100-plus Receiving Yards by TE:101 by Isaiah Likely (7 rec.) vs. Georgia State (11-13-21)
50-plus Yard Reception:..... 56 (TD) by Jared Brown at ULM (10-08-22)
 80-plus Yard Reception:99 (TD) by Isaiah Likely at Arkansas State (10-07-21)
Rushing and Receiving Touchdown:(1-1) by CJ Beasley vs. Buffalo (09-17-22)
 Passing and Receiving Touchdown:(1-1) by DeMario Bennett at Liberty (10-15-11)
 200-plus All-Purpose Yards:.....236 (211 rush, 25 rec.) by Shermari Jones
 at South Alabama (11-26-21)

SCORING TDs

Responsible for at least 3 TDs: 4 (3 pass, 1 rush) by Grayson McCall vs. GS (10-01-22)
 Responsible for 6-plus TDs:6 (5 pass, 1 rush) by Zach MacDowall vs. Charleston So. (11-20-10)
 Scored 4-plus Touchdowns:4 by Isaiah Likely at Arkansas State (10-07-21)
 Scored 20-plus Points: 24 by Isaiah Likely at Arkansas State (10-07-21)

DEFENSE

Had at least 15 Tackles: 15 by Teddy Gallagher at Georgia Southern (10-19-19)
 Had 20-plus Tackles: 20 by Quinn Backus vs. Liberty (11-22-14)
 Had 3.0 or more Tackles-for-Loss: 3.5 by Josaiah Stewart at South Alabama (11-26-21)
 Had 2.0 or more Sacks:2.5 by Josaiah Stewart at South Alabama (11-26-21)
 Recorded a Safety:C.J. Brewer and Mateo Supido vs. Georgia State (11-13-21)
Created Two Turnovers:2 (INTs) by Lance Boykin vs. Gardner-Webb (09-10-22)
Intercepted a Pass:.....by Tre' Pinkney vs. Georgia Southern (10-01-22)
 Interception Return for TD: by D'Jordan Strong (38 yards) vs. Appalachian State (11-21-20)
Two INTs in a Game, Same Player:by Lance Boykin vs. Gardner-Webb (09-10-22)
 3-plus INTs in a Game, Same Player: 3 by LaDarius Hawthorne vs. N.C. A&T (09-01-12)
 3-plus Pass Breakups:.....3 by Fitz Wattley at UMass (10-20-18)
Forced Fumble & Recovered Fumble in a Game: by JT Killen at Georgia State (09-22-22)
 Forced 2-plus Fumbles:2 by Josaiah Stewart at Georgia Southern (11-06-21)
Recovered 2-plus Fumbles: 2 by JT Killen at ULM (10-08-22)
Fumble Recovered/Returned for TD: 21 yards by Jahmar Brown vs. Buffalo (09-17-22)
 Defensive Extra Point: 86 yards by Preston Carey at UAB (09-16-17)
 Scored Two Defensive TDs: ..Alex Scarce (INT, fumble rec) vs Central Conn State (11-22-16)

SPECIAL TEAMS

Returned Opening Kick for a Touchdown:NA
Kickoff Return for Touchdown:95 yards by Matthew McDoom vs. GWU (09-10-22)
Returned a Kickoff 50-plus Yards:..... 50 yards by Matthew McDoom at GSU (09-22-22)
 Punt Return for Touchdown: 72 yards by Ky'Jon Tyler at ULM (11-23-19)
 Returned a Punt 40-plus Yards: 50 yards by Alex Spillum at Buffalo (09-18-21)
 Blocked a Punt:by Alex Spillum at Georgia Southern (11-06-21)
 Punt Blocked & Returned for a TD:Blocked by Alex Spillum
 Returned 33 yards by Mason Shelton at Georgia Southern (11-06-21)
 Punt Blocked for a Safety:by Jarius McMillan at Jacksonville State (09-17-16)
 Blocked a PAT:by Jeffrey Gunter vs. Kansas (09-10-21)
 Blocked a FG: by Sterling Johnson at Georgia Southern (10-19-19)
 Returned Blocked FG for a TD: 65 yards by Kenneth Daniels (blocked by Myles White)
 vs. Furman (09-24-16)
 Had a 50-plus Yard Punt:..... 53 yards by Charles Ouverson vs. Troy (10-28-21)
 Had a 60-plus Yard Punt:..... 62 yards by Charles Ouverson vs. Appalachian State (11-21-20)
Had a 45-plus Yard FG:..... 48 yards by Kade Hensley vs. Gardner-Webb (09-10-22)
 Had a 50-plus Yard FG:..... 50 yards by Massimo Biscardi at Appalachian State (10-20-21)
 Missed an Extra Point:..... by Massimo Biscardi at Northern Illinois (12-17-21)
 Two-Point Conversion By Rush:by Grayson McCall vs. #23 Liberty (12-26-20)
 Two-Point Conversion By Pass: by Grayson McCall to Isaiah Likely
vs. Northern Illinois (12-17-21)

THE LAST TIME COASTAL CAROLINA ...

RUSHING

Team Had 50 Rushing Attempts:52 at Georgia State (09-22-22)
 Team Had 60 Rushing Attempts:67 vs. Liberty (11-17-16)
 Team Netted 300-plus Yards Rushing:315 at South Alabama (11-26-21)
 Team Netted 400-plus Yards Rushing:406 at Texas State (11-28-20)
Team Failed To Net 50 Yards Rushing:46 vs. Gardner-Webb (09-10-22)
Team Failed To Net 100 Yards Rushing:46 vs. Gardner-Webb (09-10-22)
 Team Rushed for 5-plus Touchdowns:5 vs. The Citadel (09-02-21)

PASSING

Team Completed 20-plus Passes:23 vs. Georgia Southern (10-01-22)
 Team Attempted 40-plus Passes:43 vs. Eastern Michigan (08-31-19)
 Team Gained 300-plus Yards Passing:335 vs. Georgia Southern (10-01-22)
 Team Failed To Gain 100 Yards Passing:85 at Georgia Southern (11-06-21)
 Team Passed for 4-plus Touchdowns:4 vs. Northern Illinois (12-17-21)
 Team Passed for 5-plus Touchdowns:5 vs. Texas State (11-20-21)

TOTAL YARDS

Team Gained 400 Total Offensive Yards:.....433 at ULM (10-08-22)
Team Gained 500 Total Offensive Yards:.....540 at Georgia State (09-22-22)
 Team Gained 600 Total Offensive Yards:685 at Arkansas State (10-07-21)
 Team Failed to Gain 300 Total Offensive Yards:236 vs. Louisiana (11-07-19)
 Team Failed to Score a Touchdown: at Stony Brook (10-29-11)

THE LAST TIME BY AN OPPONENT ...

RUSHING

100-plus Rushing Yards:145 by Jalen White vs. Georgia Southern (10-01-22)
 175-plus Rushing Yards:178 by Cameron Peoples vs. Appalachian State (11-21-20)
 Two Players with at least 100 Yards Rushing:by J. Ducker (146) & A. Brown (105)
vs. Northern Illinois (12-17-21)
 Three Players with at least 100 Yards Rushing:by Dan Ellington (128), Tra Barnett (110),
and Seth Paige (104) vs. Georgia State (10-12-19)
 3 Rushing Touchdowns:3 by Tucker Gregg vs. Georgia State (11-13-21)

PASSING

25-plus Pass Completions:27 by Chandler Rogers at ULM (10-08-22)
40-plus Pass Attempts:43 by Kyle Vantrease vs. Georgia Southern (10-01-22)
 4 Touchdown Passes:4 by Justice Hansen vs. Arkansas State (11-10-18)
 5 Touchdown Passes:5 by Justice Hansen at Arkansas State (10-14-17)
300-plus Yards Passing:403 yards by Bailey Fisher vs. Gardner-Webb (09-10-22)
400-plus Yards Passing:403 yards by Bailey Fisher vs. Gardner-Webb (09-10-22)
 100 Yards Rushing and 200 Yards Passing:by Malik Willis (137 rush, 220 pass)
vs. #23 Liberty (12-26-20)

RECEIVING

10-plus Receptions:11 by Cutrell Haywood vs. Gardner-Webb (09-10-22)
 3-plus Touchdown Receptions:3 by Jamarius Way at South Alabama (11-23-18)
100-plus Yards Receiving:188 yards by T.J. Luther vs. Gardner-Webb (09-10-22)
 Two Players with 100 Yards Receiving:by Jalen Tolbert (191) and Jalen Wayne (111)
at South Alabama (11-26-21)

MISCELLANEOUS

MOST IN A QUARTER

COASTAL CAROLINA

Points:35 points - 2nd quarter at North Greenville (09-25-03)
 Team Yards Rushing:192 yards - 2nd quarter vs. Chowan (10-15-07)
 Team Yards Passing:193 yards - 2nd quarter at Old Dominion (12-01-12)
 Team Yards Total Offense:269 yards - 2nd quarter at UMass (09-21-19)
 Individual Yards Rushing:148 yards - Mike Tolbert, 4th quarter vs. VMI (10-27-07)
 Individual Yards Passing:193 yards - Aramis Hillary, 2nd quarter
at Old Dominion (12-01-12)
 Individual Yards Receiving:129 yards - Jerome Simpson, 4th quarter
vs. James Madison (09-10-05)

OPPONENT

Points:28 points - 1st quarter at South Carolina (11-23-13)
 Team Yards Rushing:233 yards - 3rd quarter vs. Georgia Southern (11-17-18)
 Team Yards Passing:204 yards - 4th quarter vs. Davidson (09-11-04)
 Team Yards Total Offense:272 yards - 3rd quarter at Georgia State (10-27-18)
 Individual Yards Rushing:177 yards - Monte Purvus, 3rd quarter
vs. Winston-Salem State (09-08-07)
 Individual Yards Passing:204 yards - Damion White, 4th quarter vs. Davidson (09-11-04)
 Individual Yards Receiving:92 yards - Terriun Crump, 1st quarter
vs. Western Illinois (11-27-10)

DEFENSE

Had at least 15 Tackles:21 by Carlton Martial at Troy (12-12-20)
 Had 3.0 or more Tackles-for-Loss: ...3.0 by Demetrius Taylor at Appalachian State (10-20-21)
 Had 2.5 or more Sacks:3.0 by Jordan Fehr vs. Appalachian State (11-03-18)
 Recorded a Safety:Team Safety vs. Appalachian State (11-03-18)
Intercepted a Pass:.....by Jontrey Hunter at Georgia State (09-22-22)
Interception Return for TD:77 yards by Jontrey Hunter at Georgia State (09-22-22)
 Fumble Recovered for TD:28 yard recovery by Christian Albertson at ECU (09-14-13)
 Defensive Extra Point:NA

SPECIAL TEAMS

Kickoff Return for Touchdown:96 by Marcus Jones vs. Troy (09-28-18)
 Returned Opening Kick for a TD:96 by Marcus Jones vs. Troy (09-28-18)
 Punt Return for Touchdown: ...by Wesley Kennedy III (60 yards) vs. Georgia Southern (10-24-20)
 Blocked Punt Return for Touchdown:2 by Jonathan Coats at Stony Brook (10-29-11)
 Blocked a Punt:by Demetrius Taylor at Appalachian State (09-28-19)
 Blocked a PAT:by James Ester vs. Northern Illinois (12-17-21)
 Blocked a FG:by Elijah James vs. #23 Liberty (12-26-20)
 50-plus Yard Field Goal:50 yards by John Lunsford vs. Liberty (10-27-12)
 Two-Point Conversion by Rush:by Mike Holloway vs. Charleston Southern (10-01-16)
 Two-Point Conversion by Pass:by Caullin Lacy from Jake Bentley
at South Alabama (11-26-21)

LARGEST CROWDS: BROOKS STADIUM

CROWD	OPPONENT	DATE	"EVENT"
1. 21,165	Army West Point	09-03-22	Season Opener/Teal Out
2. 19,139	Georgia Southern	10-01-22	Family Weekend
3. 18,674	ULM	10-02-21	Family/SBC Opener
4. 17,697	Kansas	09-10-21	White Out
5. 17,249	Georgia State	10-12-19	Family/Hall of Fame
6. 16,744	Georgia State	11-13-21	Homecoming/HoF
7. 16,236	The Citadel	09-02-21	Season Opener
8. 15,991	Georgia State	10-07-17	Family Weekend
9. 15,951	Georgia Southern	12-02-17	Season Finale
10. 15,545	Troy	11-11-17	Hall of Fame
11. 15,261	UMass	09-25-21	Teal Out
12. 15,098	Troy	11-02-19	Homecoming
13. 15,012	Texas State	11-30-19	Season Finale
14. 14,996	Western Illinois	09-23-17	--
15. 14,857	Louisiana	11-09-19	100th Home Game
16. 14,237	Eastern Michigan	08-31-19	Season/Home Opener
17. 13,997	Texas State	10-28-17	Homecoming
18. 13,659	Norfolk State	09-14-19	Extra Yard for Teachers
19. 13,372	Buffalo	09-17-22	White Out
20. 13,274	UMass	09-02-17	Season/Home Opener
21. 13,004	Appalachian State	11-03-18	Homecoming
22. 12,261	Gardner-Webb	09-10-22	--
23. 11,689	Troy	10-28-21	Black Out
24. 11,506	ULM	10-13-18	Family Weekend
25. 10,386	Texas State	11-20-21	Senior Day
26. 10,311	Furman	09-24-16	Family Weekend
10,311	Bryant	09-26-15	Family Weekend
10,311	Western Illinois	09-19-15	Home Opener

LARGEST CROWDS: CCU ROAD GAMES

CROWD	OPPONENT	DATE	"EVENT"
1. 106,577	at Penn State	08-30-08	Season Opener
2. 91,946	at Georgia	09-17-11	—
3. 81,411	at South Carolina	11-23-13	—
4. 75,126	at South Carolina	09-01-18	Season Opener
5. 74,429	at Clemson	10-31-09	—
6. 61,476	at Arkansas	11-04-17	—
7. 57,862	at West Virginia	09-04-10	Season Opener
8. 33,493	at Kansas	09-07-19	—
9. 31,061	at Appalachian State	10-20-21	Wednesday Night
10. 30,179	at Appalachian State	10-21-17	—
11. 25,916	at Arkansas State	10-14-17	—
12. 25,055	at Appalachian State	09-28-19	—
13. 24,789	at UAB	09-16-17	—

CCU MOST CONSECUTIVE ...

100-yard Rushing Games: 5, De'Angelo Henderson (09-12-15 to 10-10-15)
 5, Lorenzo Taliaferro (9-28-14 to 11-02-14)
CCU CURRENT: — 1, CJ Beasley; 1, Braydon Bennett.

Games with a rushing TD:29, De'Angelo Henderson (08-30-14 to 09-17-16)
CCU CURRENT: — 2, CJ Beasley; 1, Max Balthazar;
 1 Nate Hope II; 1, Jarrett Guest; 1, Braydon Bennett.

Completions: 16, Grayson McCall (Over 3 games; 09-25-21 to 10-07-21)
 16, Kilton Anderson (Over 2 games; 09-08-18 to 09-12-18)
16, Zach MacDowall at VMI (11-06-10)
CCU CURRENT: — 3, Grayson McCall.

200-yard Passing Games: 7, Alex Ross (09-27-14 to 11-15-14)
CCU CURRENT: — 5, Grayson McCall.

300-yard Passing Games: 3, Tyler Thigpen
 (11-11-06 to 11-25-06 —last three games of 2006)
CCU CURRENT: — None.

Pass Attempts without an INT:190, Aramis Hillary
 (last 27 attempts vs. ECU 09-14-12 through the first 10 attempts at PC 11-10-12)
CCU CURRENT: — 127, Grayson McCall; 26, Bryce Carpenter.

Games with TD Pass: 19, Grayson McCall
 (12-12-20 to current - last 2 games of 2020, 11 games in 2021, and all five-
 games in 2022)
CCU CURRENT: — 19, Grayson McCall.

Games with a Reception: 32, CJ Marable (9-29-18 to 12-26-20)
 (last eight games of 2018 and all 12 games in both 2019 and 2020)
CCU CURRENT: — 7, Braydon Bennett; 6, Tyson Mobley; 6 Sam Pinckney;
 6, Jared Brown; 5, CJ Beasley; 3, Reese White; 3, Xavier Gravette;
 1, Deon Fountain.

Games with a TD Reception: 9, Jerome Simpson (09-30-06 to 09-01-07)
 (last eight games of 2006 and first game of 2007)
CCU CURRENT: — 2, Jared Brown; 1, Xavier Gravette; 1, Tyler Roberts;
 1, Braydon Bennett;

PATs Made:85, Josh Hoke (10-23-04 to 10-07-06)
 (last 28 of 2004, all 38 of 2005 and 1st 19 of 2006)
CCU CURRENT: — 27, Kade Hensley; 8, Liam Gray.

FGs Made: 10, Ryan Granger (09-19-15 to 10-24-15)
CCU CURRENT: — 1, Liam Gray.

Games Scoring a TD:35, De'Angelo Henderson (08-30-14 to 11-26-16)
(14 games in 2014, 12 games in 2015 and all nine of his games played in 2016)
CCU CURRENT: — 3, Jared Brown; 2, CJ Beasley; 1, Max Balthazar;
 1, Jarrett Guest; 1, Nate Hope II; 1, Braydon Bennett.

Games Scoring a Point:43, Josh Hoke (09-20-03 to 11-25-06)
 (last nine games of 2003, all 11 games of 2004, all 11 games of 2005 and in all 12 games
 of 2006 ... only game Hoke didn't score was vs. Morehead State in 2003 - missed a PAT)
CCU CURRENT: — 6, Kade Hensley; 3, Jared Brown; 2, CJ Beasley;
 1, Max Balthazar; 1, Jarrett Guest; 1, Nate Hope II; 1, Braydon Bennett.

OFFENSIVE NUMBERS

MOST 100-YARD RUSHING GAMES

No.	Name	Season	No.	Name	Career
9	De'Angelo Henderson	2014	25	De'Angelo Henderson	2013-16
9	Lorenzo Taliaferro	2013	10	CJ Marable	2018-20
8	De'Angelo Henderson	2015	9	Lorenzo Taliaferro	2012-13
7	De'Angelo Henderson	2016	6	Patrick Hall	2003-05
6	CJ Marable	2019	5	Aundres Perkins	2003-06
4	Shermari Jones	2021	4	Shermari Jones	2020-21
3	CJ Marable	2020	2	Braydon Bennett	2020-present
2	Braydon Bennett	2021	2	Reese White	2019-present
2	CJ Beasley	2022	2	CJ Beasley	2020-present
1	Reese White	2022	1	Bryce Carpenter	2018-present

ALL TIME 100-PLUS YARD RUSHING

	YARDS	NAME (ATTEMPTS)	OPPONENT	DATE
1.	244	Mike Tolbert (13)	VMI	10-27-07
2.	211	Shermari Jones (23)	at South Alabama	11-26-21
3.	205	Lorenzo Taliaferro (32)	at Elon	09-28-13
4.	202	Aundres Perkins (34)	at North Greenville	09-25-03
5.	201	Patrick Hall (17)	at Davidson	11-08-03
6.	195	Patrick Hall (20)	Charleston Southern	11-20-04
7.	185	De'Angelo Henderson (20)	Furman	09-24-16
8.	174	Lorenzo Taliaferro (17)	at Eastern Kentucky	09-14-13
9.	172	CJ Marable (18)	at ULM	11-23-19
	172	De'Angelo Henderson (20)	South Carolina State	09-13-14
11.	171	Patrick Hall (17)	Savannah State	11-06-04
12.	165	De'Angelo Henderson (24)	Western Illinois	09-19-15
13.	164	De'Angelo Henderson (18)	Charleston Southern	10-01-16
14.	158	De'Angelo Henderson (28)	at Lamar	09-03-16
15.	157	CJ Marable (16)	at Texas State	11-28-20
	157	Lorenzo Taliaferro (25)	at South Carolina State	08-31-13
	157	Tommy Fraser (23)	Presbyterian	11-14-09
	157	Patrick Hall (19)	Jacksonville	11-13-04
19.	151	Lorenzo Taliaferro (26)	at Liberty	10-19-13
	151	Mike Tolbert (8)	at VMI	10-14-06
21.	149	Osharmar Abercrombie (17)	UMass	09-02-17
22.	148	CJ Marable (24)	at Kansas	09-07-19
23.	147	De'Angelo Henderson (27)	at Presbyterian	10-11-14
24.	145	Shermari Jones (16)	at Buffalo	09-18-21
25.	144	Lorenzo Taliaferro (24)	Gardner-Webb	10-12-13
26.	143	De'Angelo Henderson (24)	at North Dakota State	12-13-14
	143	Marcus Whitener (13)	Presbyterian	11-10-12
28.	142	CJ Beasley (25)	at Georgia State	09-22-22
	142	CJ Marable (28)	at Arkansas State	11-16-19
30.	140	Marcus Outlow (20)	UAB	09-08-18
31.	139	De'Angelo Henderson (20)	Liberty	11-17-16
	139	Lorenzo Taliaferro (24)	Charlotte	11-02-13
33.	136	De'Angelo Henderson (21)	Bryant	09-26-15
	136	De'Angelo Henderson (24)	at South Carolina State	09-12-15
35.	135	De'Angelo Henderson (22)	Hampton	11-26-16
36.	134	De'Angelo Henderson (19)	Richmond	12-06-14
	134	De'Angelo Henderson (20)	at Furman	10-04-14
38.	133	Reese White (21)	Army West Point	09-03-22
	133	Osharmar Abercrombie (19)	Georgia Southern	12-02-17
	133	Kenneth Daniels (13)	Monmouth	11-05-16
	133	Jamie Fordham (13)	Presbyterian	10-20-07
42.	132	CJ Marable (23)	No. 8 BYU	12-05-20
	132	Lorenzo Taliaferro (16)	Presbyterian	11-16-13
44.	131	De'Angelo Henderson (19)	at North Carolina A&T	09-06-14
45.	130	Eric O'Neal (23)	North Carolina A&T	09-26-09
46.	128	Braydon Bennett (10)	Georgia State	11-13-21
	128	CJ Marable (12)	at Georgia State	10-27-18
	128	De'Angelo Henderson (13)	Florida A&M	09-10-16
49.	127	Patrick Hall (25)	at Charleston Southern	11-19-05
50.	126	Lorenzo Taliaferro (15)	VMI	10-26-13
51.	124	De'Angelo Henderson (25)	Presbyterian	10-10-15
52.	123	Alex Ross (21)	at Montana	12-07-13
53.	121	CJ Marable (25)	Texas State	11-30-19
	121	Ryan Lee (16)	Monmouth	11-05-16
55.	120	CJ Marable (20)	at Troy	12-12-20
	120	Jah-Maine Martin (10)	at Presbyterian	10-29-16
57.	119	Tyler Thigpen (10)	at Gardner-Webb	11-11-06
58.	117	De'Angelo Henderson (10)	Charlotte	11-02-13
	117	Aundres Perkins (20)	at Jacksonville	09-20-03

60.	116	Ren McKinnon (7)	Charleston Southern	11-20-04
61.	115	CJ Beasley (15)	at ULM	10-08-22
	115	Aramis Hillary (14)	Charleston Southern	11-17-12
	115	Eric O'Neal (17)	Colgate	09-07-08
64.	114	Osharmar Abercrombie (11)	Bryant	11-12-16
	114	De'Angelo Henderson (11)	Gardner-Webb	11-07-15
	114	Aramis Hillary (14)	VMI	10-08-11
	114	Aundres Perkins (23)	Davidson	09-11-04
68.	113	Shermari Jones (10)	at Arkansas State	10-07-21
69.	112	Tyler Thigpen (11)	VMI	10-29-05
70.	110	De'Angelo Henderson (13)	Monmouth	11-15-14
	110	De'Angelo Henderson (12)	Charleston Southern	10-25-14
72.	109	Jeremy Height (20)	North Carolina A&T	09-01-12
	109	Travis Small (18)	at Western Carolina	11-19-11
	109	Jamie Fordham (22)	Delaware State	09-24-05
75.	108	Braydon Bennett (6)	vs. Northern Illinois	12-17-21
76.	107	De'Angelo Henderson (13)	at Florida A&M	09-20-14
	107	Mike Tolbert (10)	Liberty	10-23-04
78.	106	Marcus Whitener (13)	at Charleston Southern	11-12-11
79.	105	Aundres Perkins (12)	at Savannah State	10-25-03
80.	104	Marcus Outlow (15)	ULM	10-13-18
	104	Lorenzo Taliaferro (16)	at Montana	12-07-13
82.	103	De'Angelo Henderson (18)	Kennesaw State	11-14-15
	103	Patrick Hall (19)	at Gardner-Webb	10-30-04
84.	102	Reese White (14)	Kansas	09-10-21
	102	Bryce Carpenter (12)	at UMass	09-21-19
	102	Osharmar Abercrombie (10)	at Arkansas State	10-14-17
	102	De'Angelo Henderson (14)	Alabama A&M	10-03-15
	102	Eric O'Neal (24)	Liberty	11-13-10
89.	101	CJ Marable (19)	Norfolk State	09-14-19
	101	De'Angelo Henderson (22)	at Gardner-Webb	10-15-16
	101	De'Angelo Henderson (19)	The Citadel	11-28-15
	101	Aundres Perkins (15)	Gardner-Webb	10-04-03
93.	100	Shermari Jones (9)	The Citadel	09-02-21
	100	CJ Marable (15)	at UMass	09-21-19
	100	Kenneth Daniels (15)	at Presbyterian	10-29-16
	100	Arthur Sitton (6)	North Carolina Central	10-18-08
	100	Mike Tolbert (16)	Gardner-Webb	11-10-07

MULTIPLE 100-YARD PERFORMERS

100-Yard Rushers, Same Game

1.	195	Patrick Hall (20)	Charleston Southern	11-20-04
	116	Ren McKinnon (7)	Charleston Southern	11-20-04
2.	139	Lorenzo Taliaferro (24)	Charlotte	11-02-13
	117	De'Angelo Henderson (10)	Charlotte	11-02-13
3.	123	Alex Ross (21)	at Montana	12-07-13
	104	Lorenzo Taliaferro (16)	at Montana	12-07-13
4.	120	Jah-Maine Martin (10)	at Presbyterian	10-29-16
	100	Kenneth Daniels (15)	at Presbyterian	10-29-16
5.	133	Kenneth Daniels (13)	Monmouth	11-05-16
	121	Ryan Lee (16)	Monmouth	11-05-16
6.	102	Bryce Carpenter (12)	at UMass	09-21-19
	100	CJ Marable (15)	at UMass	09-21-19

100-Yard Receivers, Same Game

1.	105	Tyrell Blanks (5)	at Gardner-Webb	11-01-14
	101	Bruce Mapp (9)	at Gardner-Webb	11-01-14
2.	118	Bruce Mapp (6)	at Charlotte	11-08-14
	105	Tyrell Blanks (10)	at Charlotte	11-08-14

OFFENSIVE NUMBERS

MOST 100-YARD RECEIVING GAMES

No.	Name	Season	No.	Name	Career
6	Jaivon Heiligh	2021	11	Jaivon Heiligh	2018-21
5	Jerome Simpson	2006	7	Jerome Simpson	2004-07
4	Jaivon Heiligh	2020	7	Bruce Mapp	2013-16
4	Bruce Mapp	2014	5	Matt Hazel	2010-13
3	Matt Hazel	2013	4	Isaiah Likely	2018-21
2	Isaiah Likely	2021	4	Malcolm Williams	2016-18
2	Jared Brown	2022	3	Chris Jones	2014-17
2	Sam Pinckney	2022	2	Multiple Chants	-

MOST 250-YARD PASSING GAMES

No.	Name	Season	No.	Name	Career
9	Tyler Thigpen	2006	19	Alex Ross	2012-15
8	Alex Ross	2014	15	Grayson McCall	2019-present
6	Grayson McCall	2021	10	Tyler Thigpen	2003-06
6	Aramis Hillary	2012	8	Zach MacDowall	2008-10
6	Alex Ross	2015	7	Aramis Hillary	2010-12
5	Grayson McCall	2020	2	Fred Payton	2018-20
4	Grayson McCall	2022			

ALL TIME 100-PLUS YARD RECEIVING

	YARDS	NAME (RECEPTIONS)	OPPONENT	DATE
1.	266	Malcolm Williams (9)	at ULM	09-30-17
2.	232	Isaiah Likely (8)	at Arkansas State	10-07-21
3.	207	Jerome Simpson (8)	at Georgia Southern	09-16-06
4.	178	Jaivon Heiligh (13)	vs. #23 Liberty	12-26-20
5.	174	John Israel (3)	Charleston Southern	10-25-14
6.	168	Chris Jones (6)	at Liberty	11-19-15
7.	162	Jerome Simpson (10)	James Madison	09-10-05
8.	155	Matt Hazel (9)	at Old Dominion	12-01-12
9.	153	Malcolm Williams (4)	at UMass	10-20-18
10.	151	Niccolo Mastromatteo (4)	at Gardner-Webb	11-03-12
	151	Jerome Simpson (9)	Furman	10-07-06
12.	147	Matt Hazel (9)	at Liberty	10-19-13
13.	145	Marquel Willis (7)	Liberty	10-04-08
	145	Jerome Simpson (6)	Liberty	10-28-06
15.	144	Brandon Whitley (8)	Liberty	11-13-10
16.	141	Ky'Jon Tyler (5)	at Appalachian State	10-21-17
17.	140	Bruce Mapp (4)	at Jacksonville State	09-17-16
18.	139	Jared Brown (5)	vs. Georgia Southern	10-01-22
19.	138	Jaivon Heiligh (11)	at Troy	12-12-20
20.	133	Sam Pinckney (9)	at ULM	10-08-22
	133	Jaivon Heiligh (6)	The Citadel	09-02-21
22.	132	Matt Hazel (9)	at Charleston Southern	11-09-13
	132	Jerome Simpson (7)	at Appalachian State	11-25-06
24.	131	Chris Jones (6)	Kennesaw State	11-14-15
	131	DeMario Bennett (6)	at Eastern Kentucky	09-14-13
26.	129	Jared Brown (5)	at Georgia State	09-22-22
	129	Bruce Mapp (7)	Presbyterian	10-10-15
	129	De'Angelo Henderson (7)	at Furman	09-05-15
29.	128	Matt Hazel (7)	at Furman	09-08-12
30.	122	Jaivon Heiligh (6)	Kansas	09-10-21
31.	120	Malcolm Williams (4)	Georgia Southern	12-02-17
	120	Bruce Mapp (3)	The Citadel	11-28-15
33.	119	Matt Hazel (7)	Presbyterian	11-16-13
34.	118	Jaivon Heiligh (5)	UMass	09-25-21
	118	Isaiah Likely (3)	Appalachian State	11-21-20
	118	Bruce Mapp (6)	at Charlotte	11-08-14
37.	116	Jaivon Heiligh (5)	Troy	10-28-21
38.	114	Niccolo Mastromatteo (7)	North Carolina A&T	09-01-12
39.	111	John Israel (8)	Monmouth	11-15-14
	111	Bruce Mapp (6)	at Presbyterian	10-14-14
41.	110	Rodney Burgess (10)	at Jacksonville	09-20-03
42.	109	Malcolm Williams (7)	at South Alabama	11-23-18
	109	Santini Washington (2)	at Wofford	09-09-06
44.	108	Jaivon Heiligh (8)	at #21 Louisiana	10-14-20
	108	Bruce Mapp (10)	at The Citadel	08-30-14
	108	Jerome Simpson (4)	Charleston (WV)	10-09-04
47.	107	Jaivon Heiligh (5)	Georgia Southern	10-24-20
	107	Isaiah Likely (6)	Texas State	11-30-19
	107	Jaivon Heiligh (12)	Troy	11-02-19
	107	Jerome Simpson (6)	Charleston Southern	11-18-06
51.	106	Chris Jones (4)	at Arkansas	11-04-17
52.	105	Tyrell Blanks (10)	at Charlotte	11-08-14
	105	Tyrell Blanks (5)	at Gardner-Webb	11-01-14
54.	103	Sam Pinckney (5)	Buffalo	09-17-22
	103	Jaivon Heiligh (6)	at Appalachian State	10-20-21
56.	101	Jaivon Heiligh (10)	Texas State	11-20-21
	101	Isaiah Likely (7)	Georgia State	11-13-21
	101	Bruce Mapp (9)	at Gardner-Webb	11-01-14
	101	Brandon Whitley (6)	at Richmond	10-02-10
60.	100	Chris Presley (6)	VMI	10-08-11

ALL TIME 250-PLUS YARD PASSING

	YARDS	NAME (CMP-ATT-INT-TD)	OPPONENT	DATE
1.	415	Alex Ross (21-31-2-3)	The Citadel	11-28-15
2.	382	Zach MacDowall (25-37-0-3)	Liberty	11-13-10
	382	Zach MacDowall (24-44-2-2)	Liberty	10-04-08
4.	365	Grayson McCall (18-23-0-4)	at Arkansas State	10-07-21
5.	356	Aramis Hillary (30-47-0-3)	at Toledo	09-22-12
6.	352	Aramis Hillary (21-39-2-3)	at Old Dominion	12-01-12
7.	370	Alex Ross (27-37-0-0)	at Charlotte	11-08-14
8.	351	Alex Ross (29-43-0-2)	at Gardner-Webb	11-01-14
	351	Tyler Thigpen (24-41-1-3)	at Appalachian State	11-25-06
10.	342	Alex Ross (16-30-1-3)	at Gardner-Webb	11-03-12
11.	338	Grayson McCall (24-29-1-3)	at Troy	12-12-20
	338	Alex Ross (34-47-0-2)	Elon	09-27-14
13.	335	Grayson McCall (23-34-0-3)	Georgia Southern	10-01-22
14.	332	Tyler Keane (17-29-0-2)	at Appalachian State	10-21-17
	332	Zach MacDowall (25-42-1-2)	Gardner-Webb	11-07-09
16.	329	Tyler Keane (18-31-2-4)	at ULM	09-30-17
17.	328	Alex Ross (27-36-0-2)	at Furman	09-05-15
18.	325	Alex Ross (17-32-1-1)	at Liberty	11-19-15
	325	Tyler Thigpen (23-36-2-3)	Charleston Southern	11-18-06
20.	322	Grayson McCall (20-29-1-4)	Arkansas State	10-03-20
21.	319	Grayson McCall (22-28-0-5)	Texas State	11-20-21
22.	318	Grayson McCall (21-32-1-3)	vs. #23 Liberty	12-16-20
	316	Tyler Thigpen (16-25-2-2)	at Georgia Southern	09-16-06
24.	315	Grayson McCall (22-30-0-4)	vs. Northern Illinois	12-17-21
25.	314	Zach MacDowall (27-41-2-3)	Georgia Southern	09-18-10
26.	312	Tyler Thigpen (23-43-2-1)	Elon	09-02-06
27.	308	Grayson McCall (22-30-1-3)	Gardner-Webb	09-10-22
28.	306	Zach MacDowall (22-33-0-2)	Stony Brook	10-25-08
	306	Tyler Thigpen (22-27-0-2)	at Gardner-Webb	11-11-06
30.	304	Fred Payton (29-43-4)	Eastern Michigan	08-31-19
31.	301	William Richardson (16-24-0-1)	Winston-Salem State	09-08-07
32.	297	Alex Ross (22-29-1-3)	at Elon	09-28-13
33.	294	Grayson McCall (14-26-1-2)	Troy	10-28-21
	294	Alex Ross (24-39-1-3)	at Liberty	10-19-13
35.	292	Alex Ross (19-28-0-3)	at Eastern Kentucky	09-14-13
	292	Aramis Hillary (20-27-1-2)	at Furman	09-08-12
	292	Zach MacDowall (21-39-4-0)	Western Illinois	11-27-10
	292	Zach MacDowall (21-30-0-3)	at Gardner-Webb	11-08-08
39.	291	Grayson McCall (15-23-0-1)	at Appalachian State	10-20-21
40.	288	Tyler Thigpen (13-20-0-1)	at Wofford	09-09-06
41.	287	Tyler Thigpen (24-36-1-3)	James Madison	09-10-05
42.	285	Bryce Carpenter (32-45-0-1)	Troy	11-02-19
43.	282	Alex Ross (20-31-0-0)	at Monmouth	09-05-15
44.	279	Tyler Thigpen (12-19-0-1)	at Winston-Salem St.	09-30-06
45.	276	Alex Ross (12-17-0-3)	Charleston Southern	10-25-14
46.	274	Alex Ross (28-46-0-0)	at Charleston Southern	10-31-15
	274	Aramis Hillary (19-28-2-1)	North Carolina A&T	09-01-12
	274	Tyler Thigpen (21-33-0-3)	Furman	10-07-06
49.	273	Grayson McCall (11-16-0)	Campbell	09-18-20
50.	271	Aramis Hillary (23-36-0-1)	Stony Brook	10-13-12
51.	268	Grayson McCall (19-27-0-2)	at Georgia State	09-22-22
52.	263	Alex Ross (24-32-0-1)	at The Citadel	08-30-14
53.	262	Grayson McCall (16-19-0-1)	The Citadel	09-02-21
	262	Kilton Anderson (20-32-1-1)	at South Alabama	11-23-18
	262	Alex Ross (20-47-0-5)	Kennesaw State	11-14-15
56.	261	Alex Ross (21-37-3-1)	at North Carolina A&T	09-06-14
	261	Aramis Hillary (19-22-0-0)	at Presbyterian	11-10-12
58.	258	Alex Ross (18-30-1-2)	at Presbyterian	10-14-14
	257	Tyler Thigpen (16-28-2-2)	Liberty	10-28-06
60.	256	Alex Ross (13-18-0-4)	Bethune-Cookman	11-30-13
61.	255	Alex Ross (21-34-1-3)	Monmouth	11-15-14
	255	Aramis Hillary (18-24-0-3)	at North Carolina A&T	09-24-11
63.	254	Grayson McCall (18-24-0-4)	at Georgia State	10-31-20
	254	Zach MacDowall (18-24-1-2)	at VMI	11-06-10
65.	252	Fred Payton (15-28-2-3)	Georgia Southern	10-24-20
66.	251	Grayson McCall (16-24-0-3)	Buffalo	09-17-22

COASTAL CAROLINA DRIVES

COASTAL CAROLINA LONGEST SCORING DRIVES

YARDS	HOW ENDED
99 at Arkansas State 2021 (2 plays, 00:39)	99 yd pass from McCall-Likely
99 UMass 2021 (9 plays, 4:27)	12 yd Reese White run
99 at Charlotte 2014 (10 plays, 3:51)	3 yd Alex Ross run
99 at South Carolina State 2013 (16 plays, 5:39)	1 yd Lorenzo Taliaferro run
99 at Gardner-Webb 2012 (3 plays, 1:14)	81 yd pass Ross-Mastromatteo
99 at VMI 2010 (7 plays, 3:05)	18 yd pass MacDowall-Willis
97 at Gardner-Webb 2006 (8 plays, 3:54)	3 yd Mike Tolbert run
97 Newberry 2003 (11 plays, 4:01)	9 yd Eushaun Tally run
96 at ULM 2022 (11 plays, 3:45)	2 yd Max Balthazar run
96 Gardner-Webb 2005 (13 plays, 5:22)	2 yd Aundres Perkins run
96 Mansfield 2005 (7 plays, 2:53)	3 yd Aundres Perkins run
96 Davidson 2004 (7 plays, 2:34)	45 yd pass Thigpen-Simpson
96 at South Alabama (19 plays, 9:27)	10 yd pass McCall-Heiligh
95 at North Dakota State 2014 (4 plays, 1:13)	2 yd De'Angelo Henderson run
95 Georgia Southern 2010 (7 plays, 1:36)	34 yd pass MacDowall-Willis
94 No. 8 BYU 2020 (17 plays, 9:05)	6 yd CJ Marable run
94 at Texas State 2020 (13 plays, 7:11)	9-yd Baden Pinson run
94 Arkansas State 2020 (18 plays, 8:38)	3 yd pass McCall-Marable
94 at Liberty 2015 (5 plays, 1:52)	71 yd De'Angelo Henderson run
94 at Charlotte 2014 (10 plays, 5:112)	4 yd Osharmar Abercrombie run
94 at Montana 2013 (3 plays, 1:24)	86 yd pass Ross-Bennett
94 at Eastern Kentucky 2013 (8 plays, 3:30)	2 yd pass Ross-Mapp
94 Liberty 2010 (7 plays, 4:07)	16 yd Rasheed Gause run
93 vs. UAB 2018 (9 plays, 3:44)	26 yd Kilton Anderson run
93 at Charleston Southern 2013 (9 plays, 3:07)	21 yd Catron FG
93 Gardner-Webb 2011 (8 plays, 3:10)	2 yd Travis Small run
93 James Madison 2005 (11 plays, 1:44)	8 yd pass Thigpen-Parks
92 at Georgia Southern 2021 (12 plays, 6:49)	7 yd Shermari Jones run
92 Troy 2019 (8 plays, 3:38)	3 yd Jacqez Hairston run
92 Stony Brook 2010 (8 plays, 3:08)	24 yd pass Hillary-Willis
91 The Citadel 2021 (10 plays, 5:53)	4 yd Reese White run
91 at UMass 2019 (10 plays, 4:49)	10 yd CJ Marable run
91 at Florida A&M 2014 (10 plays, 4:13)	2 yd De'Angelo Henderson run
91 at Eastern Kentucky 2013 (11 plays, 3:41)	10 yd pass Ross-Bennett
91 Liberty 2008 (15 plays, 4:05)	14 yd pass MacDowall-Willis
90 vs. #23 Liberty 2020 (7 plays, 3:52)	43-yd pass McCall-Latushko
90 at Troy 2020 (9 plays, 4:18)	20 yd pass McCall-Marable
90 at Liberty 2015 (4 plays, 1:34)	1 yd De'Angelo Henderson run
90 Hampton 2013 (13 play, 3:57)	6 yd pass Ross-Bennett
90 Delaware State 2010 (7 plays, 2:24)	24 yd pass D. Davis-Whitley
90 at Arkansas State 2019 (8 plays, 3:37)	31 yd pass Payton-J. Williams
90 at Liberty 2007 (10 plays, 3:46)	1 yd Arthur Sittton run

PLAYS	HOW ENDED
19 at South Alabama 2021 (95 yards, 9:27)	10 yd pass McCall-Heiligh
18 Arkansas State 2020 (94 yards, 8:38)	3 yd pass McCall-Marable
17 No. 8 BYU 2020 (94 yards, 9:05)	6 yd CJ Marable run
17 Liberty 2008 (48 yards, 6:24)	42 yd Durham FG
16 at Georgia State 2022 (84 yards, 9:07)	2 yd Nate Hope II run
16 at Troy 2020 (83 yards, 9:48)	6 yd pass McCall-Heiligh
16 at No. 21 Louisiana 2020 (75 yards, 8:12)	6 yd pass McCall-Heiligh
16 Troy 2019 (79 yards, 4:58)	25 yd Biscardi FG
16 Troy 2019 (57 yards, 7:19)	36 yd Biscardi FG
16 at South Carolina State 2013 (99 yards, 5:39)	1 yd Lorenzo Taliaferro run
15 12 times (last time vs. Georgia State 11-13-21)	24 yd Biscardi FG

TIME	HOW ENDED
9:48 at Troy 2020 (16 plays, 83 yards)	6 yd pass McCall-Heiligh
9:27 at South Alabama 2021 (19 plays, 95 yards)	10 yd pass McCall-Heiligh
9:07 at Georgia State 2022 (16 plays, 84 yards)	2 yd Nate Hope II run
9:05 No. 8 BYU 2020 (17 plays, 94 yards)	6 yd CJ Marable run
8:52 Georgia State 2021 (15 plays, 44 yards)	24 yd Biscardi FG
8:38 Arkansas State 2020 (18 plays, 94 yards)	3 yd pass McCall-Marable
8:28 at Clemson 2009 (15 plays, 64 yards)	31 yd Durham FG
8:24 Troy 2021 (14 plays, 78 yards)	4 yd Shermari Jones run
8:12 at Louisiana 2020 (16 plays, 75 yards)	6 yd pass McCall-Heiligh
8:10 at UMass 2018 (15 plays, 75 yards)	1 yd Marcus Outlow run
8:06 at Presbyterian 2012 (13 plays, 55 yards)	10 yd Alex Ross run
8:03 ULM 2021 (15 plays, 75 yards)	15 yd CJ Beasley run
8:01 at South Carolina 2018 (15 plays, 53 yards)	39 yd Biscardi FG
7:57 Arkansas State 2020 (14 plays, 83 yards)	3 yd pass McCall-Brown
7:49 Hampton 2013 (15 plays, 57 yards)	39 yd Granger FG

COASTAL CAROLINA SHORTEST SCORING DRIVES

YARDS (TD DRIVES ONLY)	HOW ENDED
2 Charleston Southern 2016 (2 plays, 0:40)	1 yd pass Keane-Henderson
2 Charleston Southern 2004 (2 plays, 0:40)	1 yd Aundres Perkins run
3 at Charleston Southern 2007 (1 play, 0:04)	3 yd Mike Tolbert run
4 UMass 2021 (2 plays, 0:41)	3 yd Grayson McCall run
4 at Troy 2020 (4 plays, 2:18)	2 yd Grayson McCall run
5 Georgia Southern 2007 (2 plays, 0:46)	6 yd Mike Tolbert run
5 Savannah State 2004 (2 plays, 0:45)	1 yd Josh Bauer run
5 Charleston (WV) 2003 (2 plays, 0:09)	5 yd Patrick Hall run

PLAYS (TD DRIVES ONLY— OT EXCLUDED)	HOW ENDED
1 at Georgia State 2022 (50 yards, 0:17)	50 yd pass McCall-J. Brown
1 vs. Buffalo 2022 (10 yards, 0:05)	10 yd CJ Beasley run
1 vs. Northern Illinois 2021 (34 yards, 0:09)	34 yd pass McCall-Bennett
1 Georgia State 2021 (75 yards, 0:15)	75 yd Braydon Bennett run
1 Appalachian State 2020 (75 yards, 0:11)	75 yd pass McCall-Likely
1 Georgia Southern 2020 (20 yards, 0:11)	20 yd Reese White run
1 Arkansas State 2020 (72 yards, 0:12)	72 yd pass McCall-Likely
1 Campbell 2020 (57 yards, 0:09)	57 yd pass McCall-Likely
1 at ULM 2019 (75 yards, 0:14)	75 yd CJ Marable run
1 at Campbell 2018 (76 yards, 0:16)	81 yd pass Anderson-Tyler
1 UAB 2018 (34 yards, 0:09)	34 yd CJ Marable run
1 at Presbyterian 2016 (20 yards, 0:05)	20 yd pass Keane-L. Brown
1 Charleston Southern 2014 (74 yards, 0:11)	74 yd pass Ross-Israel
1 at Florida A&M 2014 (14 yards, 0:07)	14 yd Osharmar Abercrombie run
1 Charlotte 2013 (39 yards, 0:07)	39 yd pass Ross-Bennett
1 VMI 2013 (49 yards, 0:09)	49 yd De'Angelo Henderson run
1 at VMI 2008 (21 yards, 0:09)	21 yd Eric O'Neal run
1 at Charleston Southern 2007 (3 yards, 0:04)	3 yd Mike Tolbert run
1 VMI 2007 (86 yards, 0:17)	86 yd Mike Tolbert run
1 Georgia Southern 2007 (61 yards, 0:10)	61 yd Jamie Fordham run
1 at VMI 2006 (80 yards, 0:34)	80 yd Mike Tolbert run
1 at Savannah State 2005 (60 yards, 0:10)	60 yd pass Thigpen-Simpson
1 Charleston Southern 2004 (68 yards, 0:10)	68 yd Patrick Hall run
1 Jacksonville 2004 (7 yards, 0:05)	7 yd Patrick Hall run
1 at VMI 2004 (30 yards, 0:08)	30 yd pass Thigpen-Parks
1 North Greenville 2004 (44 yards, 0:10)	44 yd Patrick Hall run
1 at Morehead State 2004 (11 yards, 0:08)	16 yd pass Thigpen-Simpson
1 at Charleston Southern 2003 (22 yards, 0:06)	22 yd pass Thigpen-D. Williams

TIME (TD DRIVES ONLY)	HOW ENDED
0:04 at Charleston Southern 2007 (1 play, 3 yards)	3 yd Mike Tolbert run
0:05 vs. Buffalo 2022 (1 play, 10 yards)	10 yd CJ Beasley run
0:05 at Presbyterian 2016 (1 play, 20 yards)	20 yd pass Keane-L. Brown
0:05 Jacksonville 2004 (1 play, 7 yards)	7 yd Patrick Hall run
0:06 at Charleston Southern 2003 (1 play, 22 yards)	22 yd pass Thigpen-Williams
0:07 at Florida A&M 2014 (14 yards, 0:07)	14 yd Osharmar Abercrombie run
0:07 Charlotte 2013 (1 play, 39 yards)	39 yd pass Ross-Bennett
0:08 at VMI 2004 (1 play, 30 yards)	30 yd pass Thigpen-Parks
0:08 at Morehead State 2004 (1 play, 11 yards)	16 yd pass Thigpen-Simpson
0:09 UAB 2018 (1 play, 34 yards)	34 yd CJ Marable run
0:09 vs. Northern Illinois 2021 (1 play, 34 yards)	34 yd pass McCall-Bennett
0:09 Campbell 2020 (1 play, 57 yards)	57 yd pass McCall-Likely

COASTAL CAROLINA DRIVES

COASTAL CAROLINA LONGEST DRIVES (ALL)

PLAYS	HOW ENDED
19 at South Alabama 2021 (95 yards, 9:27)	10 yd pass McCall-Heiligh
19 at Charleston Southern 2015 (62 yards, 5:01)	turnover on downs
18 Arkansas State 2020 (94 yards, 8:38)	3 yd pass McCall-Marable
17 No. 8 BYU 2020 (94 yards, 9:05)	6 yd CJ Marable run
17 Liberty 2008 (48 yards, 6:24)	42 yd Durham FG
16 at Troy 2020 (83 yards, 9:48)	6 yd pass McCall-Heiligh
16 at Troy 2020 (74 yards, 9:28)	turnover on downs
16 at Louisiana 2020 (75 yards, 8:12)	6 yd pass McCall-Heiligh
16 Troy 2019 (79 yards, 4:58)	25 yd Biscardi FG
16 Troy 2019 (57 yards, 7:19)	36 yd Biscardi FG
16 at Georgia State 2022 (84 yards, 9:07)	2 yd Nate Hope II run
16 at South Carolina State 2013 (99 yards, 5:39)	1 yd Lorenzo Taliaferro run
15 13 times (last time vs. Texas State 11-20-21)	turnover on downs

TIME	HOW ENDED
9:48 at Troy 2020 (16 plays, 83 yards)	6 yd pass McCall-Heiligh
9:27 at South Alabama 2021 (19 plays, 95 yards)	10 yd pass McCall-Heiligh
9:28 at Troy 2020 (16 plays, 74 yards)	turnover on downs
9:07 at Georgia State 2022 (16 plays, 84 yards)	2 yd Nate Hope II run
9:05 No. 8 BYU 2020 (17 plays, 94 yards)	6 yd CJ Marable run
8:52 Georgia State 2021 (15 plays, 44 yards)	24 yd Biscardi FG
8:38 Arkansas State 2020 (18 plays, 94 yards)	3 yd pass McCall-Marable
8:28 at Clemson 2009 (15 plays, 64 yards)	31 yd Durham FG
8:24 Troy 2021 (14 plays, 78 yards)	4 yd Shermari Jones run
8:12 at Louisiana 2020 (16 plays, 75 yards)	6 yd pass McCall-Heiligh
8:10 at UMass 2018 (15 plays, 75 yards)	1 yd Marcus Outlow run
8:06 at Presbyterian 2012 (13 plays, 55 yards)	10 yd Alex Ross run
8:05 Texas State 2021 (15 plays, 69 yards)	turnover on downs
8:03 ULM 2021 (15 plays, 75 yards)	15 yd CJ Beasley run
8:01 at South Carolina 2018 (15 plays, 53 yards)	39 yd Biscardi FG
7:57 Arkansas State 2020 (14 plays, 83 yards)	3 yd pass McCall-Brown
7:53 South Carolina State 2014 (11 plays, 22 yards)	Punt
7:49 at Arkansas State 2019 (13 plays, 57 yards)	turnover on downs
7:49 Hampton 2013 (15 plays, 57 yards)	39 yd Granger FG

COASTAL CAROLINA LONGEST DRIVES (ALL)

YARDS	HOW ENDED
99 at Arkansas State 2021 (2 plays, 00:39)	99 yd pass from McCall-Likely
99 UMass 2021 (9 plays, 4:27)	12 yd Reese White run
99 at Charlotte 2014 (10 plays, 3:51)	3 yd Alex Ross run
99 at South Carolina State 2013 (16 plays, 5:39)	1 yd Lorenzo Taliaferro run
99 at Gardner-Webb 2012 (3 plays, 1:14)	81 yd pass Ross-Mastromatteo
99 at VMI 2010 (7 plays, 3:05)	18 yd pass MacDowall-Willis
98 at ULM (4 plays, 2:21)	86 yd pass Keane-Williams
97 at Gardner-Webb 2006 (8 plays, 3:54)	3 yd Mike Tolbert run
97 Newberry 2003 (11 plays, 4:01)	9 yd Eushaun Tally run
96 at ULM 2022 (11 plays, 3:45)	2 yd Max Balthazar run
96 Gardner-Webb 2005 (13 plays, 5:22)	1 yd Aundres Perkins run
96 Mansfield 2005 (7 plays, 2:53)	3 yd Aundres Perkins run
96 Davidson 2004 (7 plays, 2:34)	45 yd pass Thigpen-Simpson
95 at South Alabama (19 plays, 9:27)	10 yd pass McCall-Heiligh
95 at North Dakota State 2014 (4 plays, 1:13)	2 yd De'Angelo Henderson run
95 Georgia Southern 2010 (7 plays, 1:36)	34 yd pass MacDowall-Willis
94 No. 8 BYU 2020 (17 plays, 9:05)	6 yd CJ Marable run
94 at Texas State 2020 (13 plays, 7:11)	9-yd Baden Pinson run
94 Arkansas State 2020 (18 plays, 8:38)	3 yd pass McCall-Marable
94 at Liberty 2015 (5 plays, 1:52)	71 yd De'Angelo Henderson run
94 at Charlotte 2014 (10 plays, 5:112)	4 yd Osharmar Abercrombie run
94 at Montana 2013 (3 plays, 1:24)	86 yd pass Ross-Bennett
94 at Eastern Kentucky 2013 (8 plays, 3:30)	2 yd pass Ross-Mapp
94 Liberty 2010 (7 plays, 4:07)	16 yd Rasheed Gause run
93 vs. UAB 2018 (9 plays, 3:44)	26 yd Kilton Anderson run
93 at Charleston Southern 2013 (9 plays, 3:07)	21 yd Catron FG
93 Gardner-Webb 2011 (8 plays, 3:10)	2 yd Travis Small run
93 James Madison 2005 (11 plays, 1:44)	8 yd pass Thigpen-Parks
92 at Georgia Southern 2021 (12 plays, 6:49)	7 yd Shermari Jones run
92 Troy 2019 (8 plays, 3:38)	3 yd Jacquez Hairston run
92 Stony Brook 2010 (8 plays, 3:08)	24 yd pass Hillary-Willis
91 The Citadel 2021 (10 plays, 5:53)	4 yd Reese White run
91 at UMass 2019 (10 plays, 4:49)	10 yd CJ Marable run
91 at Florida A&M 2014 (10 plays, 4:13)	2 yd De'Angelo Henderson run
91 at Eastern Kentucky 2013 (11 plays, 3:41)	10 yd pass Ross-Bennett
91 Liberty 2008 (15 plays, 4:05)	14 yd pass MacDowall-Willis
90 vs. #23 Liberty 2020 (7 plays, 3:52)	43-yd pass McCall-Latushko
90 at Troy 2020 (9 plays, 4:18)	20 yd pass McCall-Marable
90 at Liberty 2015 (4 plays, 1:34)	1 yd De'Angelo Henderson run
90 Hampton 2013 (13 play, 3:57)	6 yd pass Ross-Bennett
90 Delaware State 2010 (7 plays, 2:24)	24 yd pass D. Davis-Whitley
90 at Arkansas State 2019 (8 plays, 3:37)	31 yd pass Payton-J. Williams
90 at Liberty 2007 (10 plays, 3:46)	1 yd Arthur Sittun run

CHANTICLEER BIG PLAYS

LONGEST SCORING PLAYS IN COASTAL HISTORY

NOTE: The NCAA does not count Defensive 2-Pt Conversions in its statistics. However, CCU has had four in its history that would make this list if it did.

- Dontavais Johnson had a 100-yard INT return versus Charleston Southern (2012)
- Mike McClure had a 100-yard interception return at Furman (2012)
- Preston Carey scooped a Marcus Williamson blocked PAT and returned it 86 yards at UAB (2017)
- Sean Lundy scooped a Quinton Teal blocked PAT and returned it 80 yards versus Furman (2007)

NO.	YARDS	PLAYER	PLAY	GAME (DATE)
1.	100	Devin Brown	Kickoff Return	at Furman (09-05-15)
2.	99	Isaiah Likely	Pass from G. McCall	at Arkansas State (10-07-21)
	99	Devin Brown	Kickoff Return	at NC A&T (09-06-14)
4.	98	Devin Brown	Kickoff Return	at North Dakota St. (12-13-14)
5.	95	Matthew McDoom	Kickoff Return	Gardner-Webb (09-10-22)
	95	Devin Brown	Kickoff Return	VMI (10-26-13)
7.	94	Tarvorris Jolly	Blocked FG Return	Delaware State (09-25-10)
8.	93	Devin Brown	Kickoff Return	Western Illinois (09-19-15)
9.	91	Bruce Mapp	Pass from A. Ross	The Citadel (11-28-15)
	91	Niccolo Mastromatteo	Punt Return	Charleston Southern (11-20-10)
11.	87	Niccolo Mastromatteo	Punt Return	at Presbyterian (11-10-12)
	87	Greg Williamson	Punt Return	at Davidson (11-08-03)
13.	86	Malcolm Williams	Pass from T. Keane	at ULM (09-30-17)
	86	DeMario Bennett	Pass from A. Ross	at Montana (12-07-13)
	86	Tre Henderson	Kickoff Return	Gardner-Webb (10-22-11)
	86	Mike Tolbert	Rush	VMI (10-27-07)
17.	85	Arthur Sitton	Kickoff Return	VMI (10-27-07)
18.	81	Ky'Jon Tyler	Pass from K. Anderson	at Campbell (09-12-18)
	81	Niccolo Mastromatteo	Pass from A. Ross	at Gardner-Webb (11-03-12)
20.	80	CJ Marable	Rush	at Georgia State (10-27-18)
	80	Ky'Jon Tyler	Punt Return	Furman (09-24-16)
	80	Mike Tolbert	Rush	at VMI (10-14-06)
	80	Santini Washington	Pass from T. Thigpen	at Wofford (09-09-06)
24.	77	Ky'Jon Tyler	Kickoff Return	Hampton (11-26-16)
	77	Tyler Thigpen	Rush	VMI (10-29-05)
26.	75	Shermari Jones	Rush	at South Alabama (11-26-21)
	75	Braydon Bennett	Rush	Georgia State (11-13-21)
	75	Isaiah Likely	Pass from G. McCall	Appalachian State (11-21-20)
	75	CJ Marable	Rush	at ULM (11-23-19)
	75	Jamar Anderson	Pass from W. Richardson	Presbyterian (10-20-07)
31.	74	Kameron Brown	Pass from G. McCall	at App State (10-20-21)
	74	John Israel	Pass from A. Ross	Charleston Southern (10-25-14)
33.	73	Ky'Jon Tyler	Pass from T. Keane	at App State (10-21-17)
	73	Quinn Backus	Interception Return	Gardner-Webb (10-12-13)
35.	72	Sam Denmark	Pass from F. Payton	Georgia Southern (10-24-20)
	72	Isaiah Likely	Pass from G. McCall	Arkansas State (10-03-20)
	72	Ky'Jon Tyler	Punt Return	at ULM (11-23-19)
	72	Bruce Mapp	Pass from T. Keane	at Jacksonville St. (09-17-16)
39.	71	Braydon Bennett	Pass from G. McCall	Troy (10-28-21)
	71	Richie Sampson	Interception Return	at Lamar (09-03-16)
	71	De'Angelo Henderson	Rush	at Liberty (11-19-15)
42.	70	Mike Tolbert	Rush	Liberty (10-28-06)
	70	Patrick Hall	Rush	Savannah State (11-06-04)
	70	Chris McDonald	Rush	Charleston, W.Va. (10-09-04)

LONGEST NON-SCORING PLAYS IN COASTAL HISTORY

NO.	YARDS	PLAYER	PLAY	GAME (DATE)
1.	88	Ky'Jon Tyler	Kickoff Return	at ULM (09-30-17)
2.	87	Tre Henderson	Kickoff Return	at Appalachian State (09-29-12)
3.	83	Chris Jones	Pass from Alex Ross	at Liberty (11-19-15)
4.	82	David Parker	Kickoff Return	Jacksonville (11-13-04)
5.	78	Jeremy Height	Kickoff Return	Charleston Southern (11-20-10)
6.	76	Tyler Thigpen	Rush	at Gardner-Webb (11-11-06)
7.	74	Quinton Teal	Interception Return	at Savannah State (11-05-05)
8.	67	Reese White	Rush	Buffalo (09-17-22)
9.	67	Arthur Sitton	Rush	Towson (09-20-08)
10.	66	Tre Henderson	Kickoff Return	North Carolina A&T (09-01-12)
11.	65	Kameron Brown	Pass from Grayson McCall	Campbell (09-18-20)

RECORDS OF NOTE

OVERALL YEAR-BY-YEAR RESULTS

YEAR	OVERALL	HOME	ROAD	NEUTRAL
2003	6-5	2-3	4-2	0-0
2004	10-1	7-0	3-1	0-0
2005	9-2	5-0	4-2	0-0
2006	9-3	5-1	4-2	0-0
2007	5-6	4-2	1-4	0-0
2008	6-6	2-4	4-2	0-0
2009	5-6	5-0	0-6	0-0
2010	6-6	3-3	3-3	0-0
2011	7-4	4-1	3-3	0-0
2012	8-5	3-2	5-3	0-0
2013	12-3	7-0	5-3	0-0
2014	12-2	5-1	7-1	0-0
2015	9-3	6-1	3-2	0-0
2016	10-2	7-1	3-1	0-0
2017	3-9	2-4	1-5	0-0
2018	5-7	1-4	4-3	0-0
2019	5-7	3-3	2-4	0-0
2020	11-1	6-0	5-0	0-1
2021	11-2	6-1	4-1	1-0
2022	6-0	4-0	2-0	0-0
Totals	155-80	87-31	67-48	1-1

CONFERENCE YEAR-BY-YEAR RESULTS

YEAR	ALL	HOME	ROAD	FINISH
Big South				
2003	1-3	0-2	1-1	4th
2004	4-0	2-0	2-0	1st
2005	3-1	2-0	1-1	T-1st
2006	4-0	2-0	2-0	1st
2007	3-1	2-0	1-1	2nd
2008	1-4	0-3	1-1	T-5th
2009	3-3	3-0	0-3	T-4th
2010	5-1	2-1	3-0	T-1st
2011	3-3	2-1	1-2	T-3rd
2012	5-1	2-1	3-0	T-1st
2013	4-1	3-0	1-1	T-1st
2014	4-1	2-1	2-0	T-1st
2015	4-2	3-0	1-2	2nd
Totals	44-21	25-9	19-12	-

2016 Independent -Transition to FBS

YEAR	ALL	HOME	ROAD	FINISH
Sun Belt				
2017	2-6	1-3	1-3	T-10th
2018	2-6	0-4	2-2	4th (East)
2019	2-6	2-2	0-4	5th (East)
2020	8-0	4-0	4-0	1st (East)
2021	6-2	3-1	3-1	3rd (East)
2022	3-0	1-0	2-0	
Totals	23-20	11-10	12-10	-
Overall	67-41	36-19	31-22	-

COASTAL'S RECORD ...

OVERALL.....235 games	155-80 (.660)
• At Home	118 games 87-31 (.737)
• On the Road	115 games 67-48 (.583)
• Neutral Site.....	2 games 1-1 (.500)
<hr/>	
• vs. FBS Programs	68 games 36-32 (.529)
• vs. FCS Programs.....	158 games 111-47 (.703)
• vs. Non-D1 Programs ..	9 games 8-1 (.889)
<hr/>	
• as an FBS Program	67 games 41-26 (.612)
• as an FCS Program ..	168 games 114-54 (.679)
<hr/>	
CONFERENCE.....108 games	67-41 (.620)
• Big South.....	66 games 45-21 (.682)
• Sun Belt	42 games 22-20 (.524)
<hr/>	
POSTSEASON12 games	5-7 (.417)
• FBS Bowl Games.....	2 games 1-1 (.500)
• FCS Playoffs.....	10 games 4-6 (.400)
<hr/>	
• At Home	4 games 2-2 (.500)
• On Road.....	6 games 2-4 (.333)
• Neutral Site.....	2 games 1-1 (.500)

VS. RANKED OPPS.33 games	11-22 (.333)
• vs. FBS Top 25.....	6 games 2-4 (.333)
• vs. FCS Top 25	27 games 9-18 (.333)

• At Home	13 games 6-7 (.462)
• On Road.....	19 games 5-14 (.263)
• Neutral Site.....	1 game 0-1 (.000)
<hr/>	
• as an FBS Program	3 games 2-1 (.667)
• as an FCS Program	30 games 9-21 (.300)

OVERTIME GAMES.....13 games	7-6 (.538)
• At Home	3 games 1-2 (.333)
• On the Road	9 games 6-3 (.667)
• Neutral Site.....	1 game 0-1 (.000)

• as an FBS Program	3 games 1-2 (.333)
• as an FCS Program	10 games 6-4 (.600)

ON NATURAL GRASS.....115 games	85-30 (.739)
• At Home (2003-14) ...	69 games 52-17 (.754)
• On the Road	45 games 32-13 (.711)
• Neutral Site.....	1 game 1-0 (1.000)

ON ARTIFICIAL TURF120 games	70-50 (.583)
• At Home (2015-pres.)...	49 games 35-14 (.714)
• On the Road	70 games 35-35 (.500)
• Neutral Site.....	1 game 0-1 (.000)

POSTSEASON PLAY

OVERALL.....12 games	5-7 (.417)
• FBS Bowl Games.....	2 games 1-1 (.500)
• FCS Playoffs.....	10 games 4-6 (.400)
<hr/>	
• At Home.....	4 games 2-2 (.500)
• On Road.....	6 games 2-4 (.333)
• Neutral Site.....	2 games 1-1 (.500)

NCAA FCS PLAYOFFS			
DATE	OPPONENT	H/A	RESULT
11-25-06	#1 Appalachian State	A	L, 28-45
11-27-10	#21 Western Illinois	H	L, 10-17
11-24-12	#22 Bethune-Cookman	A	W, 24-14
12-01-12	#3 Old Dominion	A	L, 35-63
11-30-13	#12 Bethune-Cookman	H	W, 48-24
12-07-13	#4 Montana	A	W, 42-35
12-14-13	#1 North Dakota St.	A	L, 14-48
12-06-14	#16 Richmond	H	W, 36-15
12-13-14	#2 North Dakota St.	A	L, 32-39
11-28-15	#18 The Citadel	H	L, 38-41

NCAA FBS BOWL GAMES			
DATE	OPPONENT	H/A/N	RESULT
12-26-20	#23 Liberty (OT)	N	L, 34-37
12-17-21	Northern Illinois	N	W, 47-41

OVERTIME GAMES

OVERALL.....13 games	7-6 (.538)
• At Home	3 games 1-2 (.333)
• On the Road	9 games 6-3 (.667)
• Neutral Site.....	1 game 0-1 (.000)
<hr/>	
• as an FBS Program.....	3 games 1-2 (.333)
• as an FCS Program	10 games 6-4 (.600)

OVERTIME GAMES			
DATE	OPPONENT	OT	RESULT
10-15-05	Gardner-Webb	OT	W, 34-31
10-22-05	at Liberty	3OT	W, 27-21
11-19-05	at Charleston So.	2OT	L, 27-34
10-20-07	Presbyterian	OT	L, 34-41
09-11-10	at Towson	5OT	L, 45-47
10-30-10	at Gardner-Webb	OT	W, 30-27
09-08-12	at Furman	3OT	W, 47-45
10-19-13	at Liberty	2OT	W, 55-52
10-04-14	at Furman	2OT	W, 37-31
10-01-16	#10 Charleston So.	2OT	L, 58-59
10-19-19	at Georgia Southern	3OT	L, 27-30
12-26-20	vs. #23 Liberty ^	OT	L, 34-37
11-26-21	at South Alabama	OT	W, 27-21

RECORDS OF NOTE

VERSUS RANKED OPPONENTS

OVERALL.....33 games 11-22 (.333)
 • vs. FBS Top 25.....6 games 2-4 (.333)
 • vs. FCS Top 2527 games 9-18 (.333)

• At Home13 games 6-7 (.462)
 • On Road.....19 games 5-14 (.263)
 • Neutral Site.....1 game 0-1 (.000)

• as an FBS Program3 games 2-1 (.667)
 • as an FCS Program30 games 9-21 (.300)

FBS RANKED OPPONENTS

DATE	OPPONENT	H/A	RESULT
08-30-08	#22 Penn State	A	L, 10-66
09-04-10	#25 West Virginia	A	L, 0-31
11-23-13	#11 South Carolina	A	L, 10-70
10-14-20	#21 Louisiana	A	W, 30-27
12-05-20	#8 BYU	H	W, 22-17
12-26-20	#23 Liberty ^ (OT)	N	L, 34-37

FCS RANKED OPPONENTS

DATE	OPPONENT	H/A	RESULT
09-10-05	#1 James Madison	H	W, 31-27
10-01-05	#17 S.C. State	A	W, 24-23
09-16-06	#24 Georgia Southern	A	L, 21-38
10-07-06	#3 Furman	H	W, 29-27
11-25-06	#1 Appalachian State	A	L, 28-45
09-22-07	#8 James Madison	A	L, 10-45
10-04-08	#20 Liberty	H	L, 38-43
10-02-10	#11 Richmond	A	L, 19-41
11-13-10	#11 Liberty	H	W, 45-31
11-27-10	#21 Western Illinois	H	L, 10-17
09-15-12	#20 Eastern Kentucky	H	L, 17-35
09-29-12	#17 Appalachian State	A	L, 14-55
10-13-12	#11 Stony Brook	H	L, 21-27
11-24-12	#22 Bethune-Cookman	A	W, 24-14
12-01-12	#3 Old Dominion	A	L, 35-63
09-14-13	#25 Eastern Kentucky	A	W, 51-32
11-09-13	#16 Charleston So.	A	L, 26-31
11-30-13	#12 Bethune-Cookman	H	W, 48-24
12-07-13	#4 Montana	A	W, 42-35
12-14-13	#1 North Dakota St.	A	L, 14-48
12-06-14	#16 Richmond	H	W, 36-15
12-13-14	#2 North Dakota St.	A	L, 32-39
10-31-15	#19 Charleston So.	A	L, 25-33
11-28-15	#18 The Citadel	H	L, 38-41
09-17-16	#4 Jacksonville State	A	L, 26-27
10-01-16	#10 Char. Southern (2OT)	H	L, 58-59
09-23-17	#19 Western Illinois	H	L, 10-52

^ FBC Mortgage Cure Bowl Game

HOMECOMING GAMES

OVERALL.....19 games 12-7 (.632)
 • as an FBS Program.....5 games 2-3 (.400)
 • as an FCS Program14 games 10-4 (.714)

HOMECOMING GAMES

DATE	OPPONENT	RESULT
11-01-03	VMI	L, 10-19
11-06-04	Savannah State	W, 52-14
10-29-05	VMI	W, 38-14
11-04-06	Savannah State	W, 66-6
10-27-07	VMI	W, 42-35
10-25-08	Stony Brook	L, 24-28
11-07-09	Gardner-Webb	W, 26-21
10-23-10	Stony Brook	L, 28-38
10-22-11	Gardner-Webb	L, 24-26
10-27-12	Liberty	W, 36-12
11-02-13	Charlotte	W, 50-25
10-25-14	Charleston Southern	W, 43-22
10-03-15	Alabama A&M	W, 55-0
10-22-16	Central Connecticut State	W, 33-25
10-28-17	Texas State	L, 7-27
11-03-18	Appalachian State	L, 7-23
11-02-19	Troy	W, 36-25
11-07-20	South Alabama	W, 23-6
11-13-21	Georgia State	L, 40-42

SHUTOUT HISTORY

OVERALL.....10 games 5-5 (.500)
 • At Home5 games 4-1 (.800)
 • On the Road5 games 1-4 (.200)

• as an FBS Program1 games 1-0 (1.000)
 • as an FCS Program9 games 4-5 (.444)

SHUTOUT WINS

DATE	OPPONENT	RESULT
10-11-03	Charleston (W.Va.)	W, 47-0
10-13-07	Chowan	W, 51-0
10-03-15	Alabama A&M	W, 55-0
11-17-15	Gardner-Webb	W, 46-0
10-31-20	at Georgia State	W, 51-0

SHUTOUT LOSSES

DATE	OPPONENT	RESULT
11-22-08	Charleston Southern	L, 0-24
09-03-09	at Kent State	L, 0-18
09-04-10	at #25 West Virginia	L, 0-31
09-17-11	at Georgia	L, 0-59
10-29-11	at Stony Brook	L, 0-42

NON-SATURDAY GAMES

OVERALL.....18 games 12-6 (.667)
 • At Home7 games 5-2 (.714)
 • On the Road10 games 6-4 (.600)
 • Neutral Site.....1 game 1-0 (1.000)

• as an FBS Program13 games 10-3 (.769)
 • as an FCS Program5 games 2-3 (.400)

WEDNESDAYS

DATE	OPPONENT	RESULT
09-12-18	at Campbell	W, 58-21
10-14-20	at #21 Louisiana	W, 30-27
10-20-21	at Appalachian State	L, 27-30

THURSDAYS

DATE	OPPONENT	RESULT
09-25-03	at North Greenville	W, 49-39
09-03-09	at Kent State	L, 0-18
11-19-15	at Liberty	L, 21-24
11-17-16	Liberty	W, 42-7
11-07-19	Louisiana	L, 7-48
09-02-21	The Citadel	W, 52-14
10-07-21	at Arkansas State	W, 52-20
10-28-21	Troy	W, 35-28
09-22-22	at Georgia State	W, 41-24

FRIDAYS

DATE	OPPONENT	RESULT
11-23-18	at South Alabama	L, 28-31
09-18-20	Campbell	W, 43-21
09-10-21	Kansas	W, 49-22
11-26-21	at South Alabama	W, 27-21 (OT)
12-17-21	vs. Northern Illinois ^	W, 47-41

SUNDAYS

DATE	OPPONENT	RESULT
09-07-08	Colgate	L, 19-23

^ Tailgreeter Cure Bowl Game



MISCELLANEOUS



Longest Winning Streak:
 FBS.....11 games (9-12-20 to 12-12-20)
 FCS11 games (8-30-14 to 11-15-14)

Longest Losing Streak:
 FBS.....9 games (9-16-17 to 11-11-17)
 FCS4 games (9-15-12 to 10-13-12)

Most Wins in a Season:
 FBS.....11 (2020 & 2021)
 FCS12 (2012 & 2013)

BOX SCORES

	ARMY WEST POINT	28
	0-1	
	COASTAL CAROLINA	38
	1-0	

	GARDNER-WEBB	27
	1-1	
	COASTAL CAROLINA	31
	2-0	

GAME 1 - SEPT. 3, 2022 - CONWAY, S.C. - BROOKS STADIUM (21,165)

SCORING SUMMARY

	1	2	3	4	F
Army West Point	7	7	7	7	28
Coastal Carolina	7	7	10	14	38

1st	07:25	ARMY	Tyrell Robinson 70 yd run (Quinn Maretzki kick), 4-84, 1:43	ARMY 7, CCU 0
	00:54	CCU	Reese White 6 yd pass from Grayson McCall (Kade Hensley kick), 12-85, 6:24	ARMY 7, CCU 7
2nd	12:21	CCU	Sam Pinckney 26 yd pass from Grayson McCall (Kade Hensley kick), 6-65, 2:33	CCU 14, ARMY 7
	03:09	ARMY	Jakobi Buchanan 1 yd run (Quinn Maretzki kick), 15-75, 9:12	CCU 14, ARMY 14
3rd	08:30	CCU	Kade Hensley 25 yd FG 13-68, 6:30	CCU 17, ARMY 14
	05:23	ARMY	Ay'Juan Marshall 54 yd pass from Tyhier Tyler (Quinn Maretzki kick), 6-75, 3:07	ARMY 21, CCU 17
	01:27	CCU	Reese White 14 yd pass from Grayson McCall (Kade Hensley kick), 8-65, 3:56	CCU 24, ARMY 21
4th	09:51	CCU	Reese White 2 yd run (Kade Hensley kick), 11-56, 5:09	CCU 31, ARMY 21
	08:58	ARMY	Braeam Murphy 73 yd pass from Cade Ballard (Quinn Maretzki), 2-75, 00:53	CCU 31, ARMY 28
	03:01	CCU	Grayson McCall 5 yd run (Kade Hensley kick), 10-75, 5:57	CCU 38, ARMY 28

TEAM STATISTICS

	ARMY	CCU
First Downs	11	30
Rushes-Yards	39-202	53-263
Passing Yards	142	174
Pass Att-Comp-Int	4-8-1	12-17-0
Total Offense	344	437
Fumbles-Lost	0-0	0-0
Penalties-Yards	6-47	4-21
Punts-Yards (Avg./Net)	3-127 (42.3/42.3)	2-90 (45.0/45.0)
Kickoffs-Yards (Avg./Net)	5-316 (63.2/41.8)	7-436 (62.3/40.0)
Punt Returns (No.-Yds.-TD)	1-0-0	0-0-0
Kickoff Returns (No.-Yds.-TD)	1-21-0	2-30-0
Interceptions (No.-Yds.-TD)	0-0-0	1-0-0
Fumble Returns (No.-Yds.-TD)	0-0-0	0-0-0
Time of Possession	23:44	36:16
Third-Down Conversions	5-of-12	4-of-11
Fourth-Down Conversions	2-of-3	3-of-3
Red-Zone Scores-Chances	1-of-1	5-of-6
Sacks By (No.-Yds.)	0-0	1-7
Field Goals	0-0	1-1
Points Off Turnovers	0	7

INDIVIDUAL STATISTICS

RUSHING: ARMY — T. Robinson 9-135, 1; J. Buchanan 9-32, 1; T. Riley 11-29; A. Marshall 2-14; T. Tyler 5-5; TEAM 1(-3); C. Ballard 2(-10).
CCU — R. White 21-133, 1; C. Beasley 19-91; G. McCall 6-27, 1; Jar. Brown 1-11; B. Carpenter 4-4; A. Bedgood 1(-1).
PASSING: ARMY — C. Ballard 3-5-0, 88, 1; T. Tyler 1-3-1, 54, 1.
CCU — G. McCall 12-17-0, 174, 3.
RECEIVING: ARMY — I. Alston 2-15; B. Murphy 1-73, 1; A. Marshall 1-54, 1.
CCU — T. Mobley 4-42; S. Pinckney 3-69, 1; Jar. Brown 2-29; R. White 2-20, 2; T. Roberts 1-14.
INTERCEPTIONS: ARMY — None. CCU — T. Jackson 1-0.
FUMBLE RECOVERIES: ARMY — None. CCU — None.
FORCED FUMBLES: ARMY — None. CCU — None.
TACKLES-FOR-LOSS: ARMY — L. Lowin 1.0-1; M. Broughton 0.5-1; A. Hill 0.5-1.
CCU — J. Stewart 1.5-2; K. Roberts 1.0-3; Jah. Brown 1.0-7; R. Wooden II 0.5-1;
S. Bruce 0.5-0; J. Killen 0.5-0.
SACKS: ARMY — None. CCU — Jah. Brown 1.0-7,

GAME 2 - SEPT. 10, 2022 - CONWAY, S.C. - BROOKS STADIUM (12,261)

SCORING SUMMARY

	1	2	3	4	F
Gardner-Webb	0	10	10	7	27
Coastal Carolina	3	14	7	7	31

1st	04:36	CCU	Kade Hensley 48 yd FG 5-36, 2:44	CCU 3, GWU 0
2nd	06:10	GWU	Jay Billingsley 47 yd FG 4-0, 0:56	CCU 3, GWU 3
	05:57	CCU	Matthew McDoom 95 yd kickoff return (Kade Hensley kick), 0:00	CCU 10, GWU 3
	05:16	CCU	Tyson Mobley 21 yd pass from Grayson McCall (Kade Hensley kick), 2-33, 0:31	CCU 17, GWU 3
	02:39	GWU	Cutrell Haywood 2 yd pass from Bailey Fisher (Jay Billingsley kick), 9-75, 2:37	CCU 17, GWU 10
3rd	08:33	CCU	Tyson Mobley 7 yd pass from Grayson McCall (Kade Hensley kick), 8-71, 4:18	CCU 24, GWU 10
	06:05	GWU	Bailey Fisher 4 yd run (Jay Billingsley kick), 5-75, 2:28	CCU 24, GWU 17
	01:15	GWU	Jay Billingsley 29 yd FG 7-46, 3:07	CCU 24, GWU 20
4th	10:33	GWU	Bailey Fisher 5 yd run (Jay Billingsley kick), 5-67, 2:22	GWU 27, CCU 24
	06:25	CCU	Jacob Jenkins 7 yd pass from Grayson McCall (Kade Hensley kick), 10-84, 4:03	CCU 31, GWU 27



TEAM STATISTICS

	GWU	CCU
First Downs	23	20
Rushes-Yards	28-47	37-46
Passing Yards	448	308
Pass Att-Comp-Int	28-38-2	22-30-1
Total Offense	495	354
Fumbles-Lost	3-3	2-1
Penalties-Yards	10-70	7-62
Punts-Yards (Avg./Net)	3-96 (32.0/26.7)	6-204 (34.0/34.0)
Kickoffs-Yards (Avg./Net)	6-309 (51.5/28.8)	6-374 (62.3/39.8)
Punt Returns (No.-Yds.-TD)	0-0-0	1-16-0
Kickoff Returns (No.-Yds.-TD)	3-70-0	5-136-1
Interceptions (No.-Yds.-TD)	1-54-0	2-0-0
Fumble Returns (No.-Yds.-TD)	1-17-0	0-0-0
Time of Possession	26:12	33:48
Third-Down Conversions	3-of-9	6-of-13
Fourth-Down Conversions	0-of-0	0-of-0
Red-Zone Scores-Chances	4-of-5	2-of-2
Sacks By (No.-Yds.)	4-19	4-42
Field Goals	2-2	1-1
Points Off Turnovers	3	7

INDIVIDUAL STATISTICS

RUSHING: GWU — D. Jones 10-33; B. Fisher 16-10, 2; N. Gaither 1-9; J. Crankfield 1(-5).
CCU — R. White 13-35; C. Beasley 7-23; G. McCall 12-13; B. Carpenter 1-1; Team 4(-26).
PASSING: GWU — B. Fisher 27-37-2, 403, 1; M. Huggins 1-1-0, 45.
CCU — G. McCall 22-30-1, 308, 3.
RECEIVING: GWU — C. Haywood 11-96, 1; T. Luther 5-188; K. Page 4-57; D. Thomas 4-47;
J. Crankfield 2-31; D. Jones 2-29.
CCU — S. Pinckney 7-87; Jared Brown 4-71; T. Mobley 3-50, 2; R. White 3(-2);
J. Jenkins 2-23, 1; D. Fountain 1-32; T. Roberts 1-28; C. Beasley 1-17.
INTERCEPTIONS: GWU — None. CCU — T. Jackson 1-0.
FUMBLE RECOVERIES: ARMY — J. Brown 1. CCU — L. Boykin 2.
FORCED FUMBLES: GWU — None. CCU — T. Fletcher 1; J. Parker 1.
TACKLES-FOR-LOSS: GWU — W. McRaine 2.0-7; T. French 1.0-9; C. Wright 1.0-5;
J. Turner 1.0-4; T. Dunson 0.5-6; J. Brown 0.5-4; W. Harris 0.5-4; C. Jackson 0.5-1;
H. Wagner 0.5-1; S. McRae 0.5-1.
CCU — Jahmar Brown 2.0-19; B. Ryan 1.0-7; J. Clark 1.0-6; J. Killen 0.5-6; J. Stewart 0.5-5;
J. Griffin 0.5-4; S. Bruce 0.5-1; T. Pinkney 0.5-1; R. Wooden II 0.5-0.
SACKS: GWU — W. McRaine 1.0-6; C. Wright 1.0-5; J. Turner 1.0-4; T. French 0.5-3;
C. Jackson 0.5-1.
CCU — Jahmar Brown 1.0-15; B. Ryan 1.0-7; J. Killen 0.5-6; J. Clark 0.5-5; J. Stewart 0.5-5; J.
Griffin 0.5-4.

BOX SCORES

	BUFFALO	26
	0-3	
	COASTAL CAROLINA	38
	3-0	

	COASTAL CAROLINA	41
	4-0, 1-0 SBC	
	GEORGIA STATE	24
	0-4, 0-1 SBC	

GAME 3 - SEPT. 17, 2022 • CONWAY, S.C. • BROOKS STADIUM (13,372)

SCORING SUMMARY

	1	2	3	4	F
Buffalo	6	10	3	7	26
Coastal Carolina	7	7	3	21	38

1st	11:41	BUF	Alex McNulty 36 yd FG	7-27, 2:47	BUF 3, CCU 0
	07:33	CCU	Jackob Jenkins 34 yd pass from Grayson McCall (Kade Hensley kick),	4-43, 1:42	CCU 7, BUF 3
	01:17	BUF	Alex McNulty 47 yd FG	9-38, 3:46	CCU 7, BUF 6
2nd	08:47	BUF	Alex McNulty 42 yd FG	15-68, 7:14	BUF 9, CCU 7
	05:48	CCU	CJ Beasley 10 yd run (Kade Hensley kick),	1-10, 0:05	CCU 14, BUF 9
	00:36	BUF	Justin Marshall 15 yd pass from Cole Snyder (Alex McNulty kick),	6-80, 1:34	BUF 16, CCU 14
3rd	04:13	BUF	Alex McNulty 26 yd FG	10-25, 3:51	BUF 19, CCU 14
	01:14	CCU	Kade Hensley 44 yd FG	7-48, 2:59	BUF 19, CCU 17
4th	14:15	CCU	Jahmar Brown 21 yd fumble return (Kade Hensley kick),	1:54	CCU 24, BUF 19
	12:05	CCU	Tyson Mobley 4 yd pass from Grayson McCall (Kade Hensley kick),	3-50, 1:57	CCU 31, BUF 19
	05:36	BUF	Quian Williams 10 yd pass from Cole Snyder (Alex McNulty kick),	17-71, 6:22	CCU 31, BUF 26
	03:03	CCU	CJ Beasley 59 yard pass from Grayson McCall (Kade Hensley kick),	6-75, 2:33	CCU 38, BUF 26

TEAM STATISTICS

	BUF	CCU
First Downs.....	27	20
Rushes-Yards.....	44-59	28-221
Passing Yards.....	278	283
Pass Att-Comp-Int.....	30-49-2	17-25-0
Total Offense.....	337	504
Fumbles-Lost.....	3-2	4-4
Penalties-Yards.....	6-44	5-40
Punts-Yards (Avg./Net).....	3-122 (40.7/31.7)	2-86 (43.0/33.0)
Kickoffs-Yards (Avg./Net).....	7-448 (64.0/38.6)	7-407 (58.1/34.9)
Punt Returns (No.-Yds.-TD).....	0-0-0	1-7-0
Kickoff Returns (No.-Yds.-TD).....	7-163-0	0-0-0
Interceptions (No.-Yds.-TD).....	0-0-0	2-40-0
Fumble Returns (No.-Yds.-TD).....	0-0-0	1-21-1
Time of Possession.....	39:06	20:54
Third-Down Conversions.....	8-of-20	3-of-8
Fourth-Down Conversions.....	3-of-5	1-of-2
Red-Zone Scores-Chances.....	5-of-5	2-of-3
Sacks By (No.-Yds.).....	0-0	5-30
Field Goals.....	4-4	1-1
Points Off Turnovers.....	6	28

INDIVIDUAL STATISTICS

RUSHING: BUF — M. Washington 15-59; R. Cook 13-42; J. Gasset 1(-1); A. Henderson 2(-2); Team 1(-13); C. Snyder 12(-26).
 CCU — C. Beasley 9-89, 1; R. White 2-77; N. Hope 4-28; J. Brown 3-16; G. McCall 3-13; D. Coleman 1-5; M. Balthazar 4-2; T. Lyles 1(-4); Team 1(-5).
PASSING: BUF — C. Snyder 29-48-2, 264, 2; R. Cook 1-1-0, 14.
 CCU — G. McCall 16-24-0, 251, 3; J. Guest 1-1-0, 32.
RECEIVING: BUF — J. Marshall 8-88, 1; Q. Williams 8-62, 1; J. Gasset 5-33; M. Johnson 4-48; R. Cook 2-24; M. Washington 2-9; T. Borland 1-14.
 CCU — S. Pinckney 5-103; C. Beasley 3-74, 1; J. Brown 3-24; J. Jenkins 2-47, 1; R. White 1-11; T. Roberts 1-11; L. Mauldin 1-9; T. Mobley 1-4, 1.
INTERCEPTIONS: BUF — None. CCU — D. Strong 1-42; J. Proche 1(-2).
FUMBLE RECOVERIES: BUF — J. Patterson 1-0; C. Offord 1-0; J. Muse 1-0; I. Kante 1-0.
 CCU — Jah. Brown 1-21-1; K. Roberts 1-0.
FORCED FUMBLES: BUF — S. Dolac 1; J. Muse 1.
 CCU — L. Boykin 1.
TACKLES-FOR-LOSS: BUF — J. Patterson 1.0-3; D. Williams 1.0-1.
 CCU — J. Stewart 2.0-8; E. Johnson 1.5-10; J. Clark 1.0-7; L. Boykin 1.0-7; B. Ryan 1.0-4; J. Griffin 1.0-3; M. Stokes Jr. 1.0-3; J. Killen 1.0-2; A. Hope 1.0-2; J. Parker 1.0-1; T. Fletcher 0.5-2; M. Shelton 0.5-2; Jah. Brown 0.5-1.
SACKS: BUF — None.
 CCU — E. Johnson 1.0-10; L. Boykin 1.0-7; J. Clark 1.0-7; B. Ryan 1.0-4; J. Stewart 1.0-2.

GAME 4 - SEPT. 22, 2022 • ATLANTA, GA. • CENTER PARC STADIUM (13,467)

SCORING SUMMARY

	1	2	3	4	F
Coastal Carolina	21	6	7	7	41
Georgia State	7	10	0	7	24

1st	14:43	CCU	Jared Brown 50 yd pass from Grayson McCall (Kade Hensley kick),	1-50, 0:08	CCU 7, GSU 0
	12:07	CCU	Jared Brown 53 yd pass from Grayson McCall (Kade Hensley kick),	4-64, 1:39	CCU 14, GSU 0
	06:45	GSU	Tucker Gregg 4 yd run (Michael Hayes kick),	8-87, 3:06	CCU 14, GSU 7
	01:45	CCU	Grayson McCall 2 yd run (Kade Hensley kick),	10-75, 5:00	CCU 21, GSU 7
2nd	09:17	CCU	Kade Hensley 24 yd FG	11-57, 5:43	CCU 24, GSU 7
	05:00	GSU	Michael Hayes 36 yd FG	4-7, 1:45	CCU 24, GSU 10
	01:52	CCU	Kade Hensley 44 yd FG	8-48, 3:08	CCU 27, GSU 10
	00:44	GSU	Robert Lewis 29 yd pass from Darren Grainger (Michael Hayes kick),	5-75, 1:08	CCU 27, GSU 17
3rd	03:15	CCU	Nate Hope II 2 yd run (Kade Hensley kick),	16-84, 9:07	CCU 34, GSU 17
4th	07:28	GSU	Jontrey Hunter 77 yd interception return (Michael Hayes kick),		CCU 34, GSU 24
	04:25	CCU	Jarrett Guest 5 yd run (Kade Hensley kick),	7-75, 3:03	CCU 41, GSU 24

TEAM STATISTICS

	CCU	GSU
First Downs.....	28	17
Rushes-Yards.....	52-272	33-78
Passing Yards.....	268	231
Pass Att-Comp-Int.....	20-31-1	14-25-2
Total Offense.....	540	309
Fumbles-Lost.....	0-0	2-2
Penalties-Yards.....	2-27	3-30
Punts-Yards (Avg./Net).....	3-109 (36.3/30.0)	5-212 (42.4/44.8)
Kickoffs-Yards (Avg./Net).....	8-512 (64.0/40.0)	5-325 (65.0/35.0)
Punt Returns (No.-Yds.-TD).....	2(-12)-0	2-19-0
Kickoff Returns (No.-Yds.-TD).....	1-50-0	0-0-0
Interceptions (No.-Yds.-TD).....	2-8-0	1-77-1
Fumble Returns (No.-Yds.-TD).....	1-12-0	0-0-0
Time of Possession.....	40:04	19:56
Third-Down Conversions.....	9-of-15	5-of-12
Fourth-Down Conversions.....	0-of-0	1-of-1
Red-Zone Scores-Chances.....	4-of-5	2-of-3
Sacks By (No.-Yds.).....	2-15	0-0
Field Goals.....	2-3	1-1
Points Off Turnovers.....	7	7

INDIVIDUAL STATISTICS

RUSHING: CCU — C. Beasley 25-142; G. McCall 8-38, 1; J. Guest 3-33, 1; J. Brown 4-27; M. Balthazar 3-16; N. Hope II 6-15, 1; B. Carpenter 1-7; Team 2(-6).
 GSU — M. Carroll 8-39; T. Gregg 11-22, 1; D. Grainger 9-13; J. Williams 5-4.
PASSING: CCU — G. McCall 19-27, 0, 268, 2; J. Guest 0-1-1, 0; B. Carpenter 1-3-0, 0.
 GSU — D. Grainger 14-25-2, 231, 1.
RECEIVING: CCU — J. Brown 5-129, 2; S. Pinckney 7-77; T. Mobley 3-33; C. Beasley 3-23; X. Gravette 2-6.
 GSU — R. Lewis 2-82, 1; J. Credle 5-75; J. Thrash 2-45; A. Green 4-20; K. Byrd 1-9.
INTERCEPTIONS: CCU — T. Pinkney 1-8; C. Arnold Jr. 1-0.
 GSU — J. Hunter 1-77-1.
FUMBLE RECOVERIES: CCU — T. Fletcher 1-12; J. Killen 1-0.
 GSU — None.
FORCED FUMBLES: CCU — J. Killen 1.
 GSU — None.
TACKLES-FOR-LOSS: CCU — J. Clark 2.0-7; A. Fofana 1.0-8; Jah. Brown 1.0-4; T. Pinkney 1.0-2; J. Darboe 1.0-1; J. Griffin 0.5-3; B. Ryan 0.5-1.
 GSU — J. Clark 2.0-3; J. Muhammad 1.5-4; J. Hunter 1.0-1; Q. White 0.5-1.
SACKS: CCU — A. Fofana 1.0-8; J. Clark 0.5-4; J. Griffin 0.5-3.
 GSU — None.

BOX SCORES

	GEORGIA SOUTHERN	30
	3-2, 0-1 SBC	
	COASTAL CAROLINA	34
	5-0, 2-0 SBC	

GAME 5 • OCT. 1, 2022 • CONWAY, S.C. • BROOKS STADIUM (19,139)

SCORING SUMMARY

	1	2	3	4	F
Georgia Southern	0	7	10	13	30
Coastal Carolina	7	0	7	20	34

1st	00:58	CCU	Grayson McCall 4 yd run (Kade Hensley kick), 12-89, 7:23	CCU 7, GS 7
2nd	12:31	GS	Derwin Burgess Jr. 34 yd pass from Kyle Vantrease (Alex Raynor kick), 10-75, 3:27	CCU 7, GS 7
3rd	11:09	GS	Jeremy Singleton 4 yd pass from Kyle Vantrease (Alex Raynor kick), 3-10, 1:25	GS 14, CCU 7
	06:51	CCU	Xavier Gravette 27 yd pass from Grayson McCall (Kade Hensley kick), 9-75, 4:18	GS 14, CCU 14
	01:05	GS	Alex Raynor 45 yd FG 12-51, 5:39	GS 17, CCU 14
4th	12:09	GS	Jalen White 18 yd run (Alex Raynor kick), 5-50, 2:37	GS 24, CCU 14
	10:10	CCU	Tyler Roberts 36 yd pass from Grayson McCall (Kade Hensley kick), 4-75, 1:59	GS 24, CCU 21
	07:56	GS	Alex Raynor 30 yd FG 6-53, 2:14	GS 27, CCU 21
	05:55	CCU	Jared Brown 61 yd pass from Grayson McCall (Kade Hensley kick), 4-76, 1:54	CCU 28, GS 27
	02:05	GS	Alex Raynor 20 yd FG 11-85, 3:44	GS 30, CCU 28
	00:38	CCU	CJ Beasley 24 yd run (Grayson McCall pass failed), 8-82, 1:23	CCU 24, GS 30

TEAM STATISTICS

	GS	CCU
First Downs.....	24	23
Rushes-Yards.....	31-178	31-150
Passing Yards.....	284	335
Pass Att-Comp-Int.....	26-43-1	23-34-0
Total Offense.....	462	485
Fumbles-Lost.....	0-0	1-1
Penalties-Yards.....	6-60	4-28
Punts-Yards (Avg./Net).....	3-133 (44.3/40.7)	4-145 (36.2/21.3)
Kickoffs-Yards (Avg./Net).....	7-447 (63.9/46.7)	6-364 (60.7/51.5)
Punt Returns (No.-Yds.-TD).....	2-60-0	1-11-0
Kickoff Returns (No.-Yds.-TD).....	2-15-0	3-40-0
Interceptions (No.-Yds.-TD).....	0-0-0	1-3-0
Fumble Returns (No.-Yds.-TD).....	0-0-0	0-0-0
Time of Possession.....	29:02	30:58
Third-Down Conversions.....	8-of-17	7-of-12
Fourth-Down Conversions.....	1-of-3	0-of-0
Red-Zone Scores-Chances.....	4-4	1-4
Sacks By (No.-Yds.).....	2-14	1-7
Field Goals.....	3-3	0-1
Points Off Turnovers.....	0	0

INDIVIDUAL STATISTICS

RUSHING: GS — J. White 18-145, 1; G. Green 10-30; D. Burgess Jr. 2-10; K. Vantrease 1-(-7).
CCU — C. Beasley 12-64, 1; M. Balthazar 6-47; G. McCall 10-34, 1; J. Brown 2-11; Team 1-(-6).
PASSING: GS — K. Vantrease 26-43-1, 284, 1.
CCU — G. McCall 23-34-0, 335, 3.
RECEIVING: GS — D. Burgess Jr. 7-68, 1; A. Jones 5-65; K. Hood 4-62; J. Singleton 6-48, 1;
M. Sanders Jr. 1-15; D. Lewis 1-13; J. White 1-10; G. Green 1-3.
CCU — J. Brown 5-139, 1; X. Gravette 4-57, 1; T. Mobley 4-42; T. Roberts 2-41, 1;
S. Pinckney 6-41; C. Beasley 2-15.
INTERCEPTIONS: GS — None. CCU — T. Pinkney 1-3.
FUMBLE RECOVERIES: GS — W. Free 1. CCU — None.
FORCED FUMBLES: GS — M. Watson-Trent 1. CCU — None.
TACKLES-FOR-LOSS: GS — K. Jackson 1.0-6; J. Ellis 1.0-1; Q. Williams 0.5-4;
M. Watson-Trent 0.5-4.
CCU — J. Killen 1.0-7; J. Clark 1.0-3.
SACKS: GS — K. Jackson 1.0-6; Q. Williams 0.5-4; M. Watson-Trent 0.5-4.
CCU — J. Killen 1.0-7.

	COASTAL CAROLINA	28
	6-0, 3-0 SBC	
	ULM	21
	2-4, 1-2 SBC	

GAME 6 • OCT. 8, 2022 • MONROE, LA. • MALONE STADIUM (18,448)

SCORING SUMMARY

	1	2	3	4	F
Coastal Carolina	14	14	0	0	28
ULM	7	7	7	0	21

1st	11:05	CCU	CJ Beasley 9 yd run (Kade Hensley kick), 9-75, 3:55	CCU 7, ULM 0
	08:18	ULM	Malik Johnson 1 yd run (Calum Sutherland kick), 6-75, 2:47	CCU 7, ULM 7
	04:08	CCU	CJ Beasley 1 yd run (Kade Hensley kick), 8-75, 4:10	CCU 14, ULM 7
2nd	13:10	ULM	Zach Rasmussen 5 yd pass from Chandler Rogers, (Calum Sutherland kick), 11-75, 5:58	CCU 14, ULM 14
	12:25	CCU	Jared Brown 56 yd pass from Grayson McCall, (Kade Hensley kick), 2-78, 0:40	CCU 21, ULM 14
	00:25	CCU	Max Balthazar 2 yd run (Kade Hensley kick), 11-96, 3:45	CCU 28, ULM 14
3rd	12:46	ULM	Tyrone Howell 42 yd pass from Chandler Rogers, (Calum Sutherland kick), 5-75, 2:14	CCU 28, ULM 21

TEAM STATISTICS

	CCU	ULM
First Downs.....	20	24
Rushes-Yards.....	30-187	39-145
Passing Yards.....	245	279
Pass Att-Comp-Int.....	19-28-0	27-31-0
Total Offense.....	433	424
Fumbles-Lost.....	0-0	2-2
Penalties-Yards.....	13-130	5-45
Punts-Yards (Avg./Net).....	6-180 (30.0/27.5)	2-93 (46.5/36.5)
Kickoffs-Yards (Avg./Net).....	5-317 (63.4/40.6)	4-259 (64.8/41.0)
Punt Returns (No.-Yds.-TD).....	0-0-0	1-0-0
Kickoff Returns (No.-Yds.-TD).....	2-45-0	1-21-0
Interceptions (No.-Yds.-TD).....	0-0-0	0-0-0
Fumble Returns (No.-Yds.-TD).....	0-0-0	0-0-0
Time of Possession.....	27:14	32:46
Third-Down Conversions.....	7-of-14	7-of-13
Fourth-Down Conversions.....	0-of-0	0-of-2
Red-Zone Scores-Chances.....	3-3	2-5
Sacks By (No.-Yds.).....	3-13	1-4
Field Goals.....	0-0	0-0
Points Off Turnovers.....	0	0

INDIVIDUAL STATISTICS

RUSHING: CCU — C. Beasley 15-115, 2; G. McCall 9-41; M. Balthazar 3-30; E. Hopkins 2-5;
T. Mobley 1-(-4).
ULM — M. Jackson 12-52, 1; A. Henry 9-41; A. Luke 3-26; C. Rogers 14-15;
B. Mortimer 1-11.
PASSING: CCU — G. McCall 19-28-0, 246, 1.
ULM — C. Rogers 27-30-0, 279, 2; Team 0-1-0, 0.
RECEIVING: CCU — S. Pinckney 9-133; J. Brown 4-83, 1; C. Beasley 3-7; X. Gravette 2-13;
T. Mobley 1-6.
ULM — A. Luke 6-55; T. Howell 4-77, 1; J. Frett 4-45; M. Jackson 3-25; B. Mortimer 3-8;
D. Wiley 2-31; Z. Jackson 2-23; F. Llyod Jr. 1-7; J. Rasmussen 1-5, 1; A. Henry 1-3.
INTERCEPTIONS: CCU — None. ULM — None.
FUMBLE RECOVERIES: CCU — J. Killen 2. ULM — None.
FORCED FUMBLES: CCU — J. Madison 1. ULM — None.
TACKLES-FOR-LOSS: CCU — J. Killen 1.0-7; J. Madison 1.0-5; Jah. Brown 1.0-4;
J. Parker 1.0-3; A. Diggs 1.0-2; A. Hope 1.0-2; M. Stokes Jr. 0.5-1; A. Henry 0.5-1.
ULM — Z. Woodward 2.0-8; Q. Drake 1.0-4; J. Johnson 1.0-2.
SACKS: CCU — J. Killen 1.0-7; Jah. Brown 1.0-4; A. Hope 0.5-1; A. Henry 0.5-1.
ULM — Z. Woodward 1.0-4.



2022-23 Coastal Carolina Football
Game Results
All games

Team Results

	Date	Opponent		Score	Overall	Conf	Time	Attend
	09/03/2022	Army West Point	W	38-28	1-0	0-0	3:14	21165
	09/10/2022	Gardner-Webb	W	31-27	2-0	0-0	3:18	12261
	09/17/2022	Buffalo	W	38-26	3-0	0-0	3:51	13372
*	09/22/2022	at Georgia St.	W	41-24	4-0	1-0	3:33	13467
*	10/01/2022	Ga. Southern	W	34-30	5-0	2-0	3:39	19139
*	10/08/2022	at ULM	W	28-21	6-0	3-0	3:27	18448



2022-23 Coastal Carolina Football
Overall Team Statistics
All games

Team Statistics

	CCU	OPP
Scoring	210	156
Points per game	35.0	26.0
Points Off Turnovers	42	16
First Downs	141	126
Rushing	58	45
Passing	71	74
Penalty	12	7
Rushing Yardage	1139	709
Yards gained rushing	1253	904
Yards lost rushing	114	195
Rushing attempts	231	214
Average per rush	4.9	3.3
Average per game	189.8	118.2
TDs Rushing	11	7
Passing Yardage	1614	1662
Comp-Att-Int	113-165-2	129-194-8
Average per pass	9.8	8.6
Average per catch	14.3	12.9
Average per game	269.0	277.0
TDs Passing	15	10
Total offense	2753	2371
Total plays	396	408
Average per play	7.0	5.8
Average per game	458.8	395.2
Kick returns: #-Yards	13-301	14-290
Punt returns: #-Yards	5-22	6-79
Int returns: #-Yards	8-51	2-131
Kick return average	23.2	20.7
Punt return average	4.4	13.2
Int return average	6.4	65.5
Fumbles-Lost	7-6	10-9
Penalties-Yards	35-318	36-296
Average per game	53.0	49.3
Punts-Yards	23-814	19-783
Average per punt	35.4	41.2
Net punt average	30.4	37.9
Kickoffs-Yards	39-2410	34-2104
Average per kick	61.8	61.9
Net kick average	39.3	38.2
Time of possession / game	31:34	28:27
3rd-down conversion	36/73	36/83
3rd-down pct	49%	43%
4rd-down conversion	4/5	7/14



**2022-23 Coastal Carolina Football
Overall Team Statistics
All games**

	CCU	OPP
4rd-down pct	80%	50%
Sacks by-Yards	16-114	7-37
Misc Yards	0	0
Touchdowns scored	28	18
Field goals - attempts	5-7	10-10
On-Side kicks	0-0	0-0
Red-zone scores	(17-23) 74%	(18-23) 78%
Red-zone touchdowns	(15-23) 65%	(11-23) 48%
PAT-attempts	(27-27) 100%	(18-18) 100%
2-point conversion-attempts	(0-1) 0%	(0-0) 0%
Attendance	65937	31915
Games / Avg per game	4/16484	2/15958
Neutral site games	-	0/0

Score by Periods

Team	1st	2nd	3rd	4th	OT	TOT
Coastal Carolina	59	48	34	69	0	210
Opponents	27	51	37	41	0	156



**2022-23 Coastal Carolina Football
Individual Statistics
All games**

Rushing

Player	gp	att	gain	loss	net	avg	td	lg	avg/g
CJ Beasley	6	87	531	7	524	6.0	4	37	87.3
Grayson McCall	6	48	206	40	166	3.5	3	21	27.7
Reese White	3	36	251	6	245	6.8	1	67	81.7
Max Balthazar	4	16	95	0	95	5.9	1	22	23.8
Nate Hope	3	10	43	0	43	4.3	1	11	14.3
Jared Brown	6	10	68	3	65	6.5	0	17	10.8
Bryce Carpenter	6	6	14	2	12	2.0	0	7	2.0
Jarrett Guest	2	3	33	0	33	11.0	1	26	16.5
Elijah Hopkins	3	2	7	2	5	2.5	0	7	1.7
Aaron Bedgood	1	1	0	1	-1	-1.0	0	0	-1.0
Tyson Mobley	6	1	0	4	-4	-4.0	0	0	-0.7
Ty Lyles	2	1	0	4	-4	-4.0	0	0	-2.0
DeAndre Coleman	1	1	5	0	5	5.0	0	5	5.0
Team	6	9	0	45	-45	-5.0	0	0	-7.5
Total	6	231	1253	114	1139	4.9	11	67	189.8
Opponents	6	214	904	195	709	3.3	7	70	118.2

Punt Returns

Player	no.	yds	avg	td	lg
Tyson Mobley	4	6	1.5	0	11
Tavyn Jackson	1	16	16.0	0	16
Total	5	22	4.4	0	16
Opponents	6	79	13.2	0	50

Interceptions

Player	no.	yds	avg	td	lg
Lance Boykin	2	0	0.0	0	0
Tre' Pinkney	2	11	5.5	0	8
D'Jordan Strong	1	42	42.0	0	42
Charles Arnold Jr.	1	0	0.0	0	0
Jacob Proche	1	-2	-2.0	0	0
Tavyn Jackson	1	0	0.0	0	0
Total	8	51	6.4	0	42
Opponents	2	131	65.5	1	77

Passing

Player	gp	effic	comp-att-int	pct	yds	td	lg	avg/g
Grayson McCall	6	182.1	111-160-1	69.4	1582	15	61	263.7
Bryce Carpenter	6	33.3	1-3-0	33.3	0	0	0	0.0
Jarrett Guest	2	84.4	1-2-1	50.0	32	0	32	16.0
Total	6	178.2	113-165-2	68.5	1614	15	61	269.0
Opponents	6	147.2	129-194-8	66.5	1662	10	73	277.0

Kick Returns

Player	no.	yds	avg	td	lg
Matthew McDoom	11	280	25.5	1	95
Tavyn Jackson	2	21	10.5	0	13
Total	13	301	23.2	1	95
Opponents	14	290	20.7	0	33

Receiving

Player	gp	no.	yds	avg	td	lg	avg/g
Sam Pinckney	6	37	510	13.8	1	38	85.0
Jared Brown	6	23	475	20.7	4	61	79.2
Tyson Mobley	6	16	181	11.3	3	22	30.2
CJ Beasley	6	12	136	11.3	1	59	22.7
Xavier Gravette	4	8	76	9.5	1	27	19.0
Reese White	3	6	31	5.2	2	14	10.3
Tyler Roberts	6	5	94	18.8	1	36	15.7
Jacob Jenkins	5	4	70	17.5	2	34	14.0
Deon Fountain	2	1	32	32.0	0	32	16.0
Logan Mauldin	2	1	9	9.0	0	9	4.5
Total	6	113	1614	14.3	15	61	269.0
Opponents	6	129	1662	12.9	10	73	277.0

Fumble Returns

Player	no.	yds	avg	td	lg
JT Killen	3	0	0.0	0	0
Jairan Parker	1	0	0.0	0	0
Kennedy Roberts	1	0	0.0	0	0
Braylon Ryan	1	0	0.0	0	0
Tobias Fletcher	1	12	12.0	0	12
Kade Hensley	1	0	0.0	0	0
Jahmar Brown	1	0	0.0	1	0
Total	9	12	1.3	1	12
Opponents	6	17	2.8	0	17



**2022-23 Coastal Carolina Football
Individual Statistics
All games**

Scoring

Player	td	fg	PAT						pts
			kick	rush	rcv	pass	dxp	saf	
Kade Hensley	-	5-7	27-27	-	-	-	-	-	42
CJ Beasley	5	-	-	-	-	-	-	-	30
Jared Brown	4	-	-	-	-	-	-	-	24
Grayson McCall	3	-	-	-	-	-	-	-	18
Reese White	3	-	-	-	-	-	-	-	18
Tyson Mobley	3	-	-	-	-	-	-	-	18
Jacob Jenkins	2	-	-	-	-	-	-	-	12
Xavier Gravette	1	-	-	-	-	-	-	-	6
Tyler Roberts	1	-	-	-	-	-	-	-	6
Jarrett Guest	1	-	-	-	-	-	-	-	6
Nate Hope	1	-	-	-	-	-	-	-	6
Sam Pinckney	1	-	-	-	-	-	-	-	6
Max Balthazar	1	-	-	-	-	-	-	-	6
Jahmar Brown	1	-	-	-	-	-	-	-	6
Matthew McDoom	1	-	-	-	-	-	-	-	6
Total	28	5-7	27-27	0	0	0	0	0	210
Opponents	18	10-10	18-18	0	0	0	0	0	156

Field Goals

Player	fg	pct.	01-19	20-29	30-39	40-49	50-99	lg	blk
Kade Hensley	5-7	71.4	0-0	2-2	0-2	3-3	0-0	48	0
Opponents	10-10	100.0	0-0	3-3	3-3	4-4	0-0	47	0

FG Sequence

Team Name	Coastal Carolina	Opponents
Army West Point	(25)	
Gardner-Webb	(48)	(47),(29)
Buffalo	(44)	(36),(47),(42),(26)
Georgia St.	(24),(44),38	(36)
Ga. Southern	38	(45),(30),(20)

Numbers in (parentheses) indicate field goal was made

Total Offense

Player	g	plays	rush	pass	total	avg/g
Grayson McCall	6	208	166	1582	1748	291.3
CJ Beasley	6	87	524	0	524	87.3
Reese White	3	36	245	0	245	81.7
Max Balthazar	4	16	95	0	95	23.8
Jarrett Guest	2	5	33	32	65	32.5
Jared Brown	6	10	65	0	65	10.8
Nate Hope	3	10	43	0	43	14.3
Bryce Carpenter	6	9	12	0	12	2.0
DeAndre Coleman	1	1	5	0	5	5.0
Elijah Hopkins	3	2	5	0	5	1.7
Aaron Bedgood	1	1	-1	0	-1	-1.0
Tyson Mobley	6	1	-4	0	-4	-0.7
Ty Lyles	2	1	-4	0	-4	-2.0
Team	6	0	-45	0	-45	-7.5
Total	6	396	1139	1614	2753	458.8
Opponents	6	408	709	1662	2371	395.2

Punting

Player	no.	yds	avg	lg	tb	fc	i20	50+	blk
Evan Crenshaw	21	774	36.9	48	1	8	6	0	0
Mack West	2	40	20.0	33	0	0	1	0	0
Total	23	814	35.4	48	1	8	7	0	0
Opponents	19	783	41.2	58	2	6	4	3	0

Kickoffs

Player	no.	yds	avg	tb	ob	retn	net	ydln
Kade Hensley	20	1217	60.9	4	0			
Liam Gray	19	1193	62.8	9	1			
Total	39	2410	61.8	13	1	14	39.3	25
Opponents	34	2104	61.9	18	2	13	38.2	26



2022-23 Coastal Carolina Football
Individual Statistics
All games

All Purpose

Player	g	rush	rcv	pr	kr	ir	total	avg/g
CJ Beasley	6	524	136	0	0	0	660	110.0
Jared Brown	6	65	475	0	0	0	540	90.0
Sam Pinckney	6	0	510	0	0	0	510	85.0
Matthew McDoom	6	0	0	0	280	0	280	46.7
Reese White	3	245	31	0	0	0	276	92.0
Tyson Mobley	6	-4	181	6	0	0	183	30.5
Grayson McCall	6	166	0	0	0	0	166	27.7
Max Balthazar	4	95	0	0	0	0	95	23.8
Tyler Roberts	6	0	94	0	0	0	94	15.7
Xavier Gravette	4	0	76	0	0	0	76	19.0
Jacob Jenkins	5	0	70	0	0	0	70	14.0
Nate Hope	3	43	0	0	0	0	43	14.3
D'Jordan Strong	5	0	0	0	0	42	42	8.4
Tavyn Jackson	6	0	0	16	21	0	37	6.2
Jarrett Guest	2	33	0	0	0	0	33	16.5
Deon Fountain	2	0	32	0	0	0	32	16.0
Bryce Carpenter	6	12	0	0	0	0	12	2.0
Tre' Pinkney	5	0	0	0	0	11	11	2.2
Logan Mauldin	2	0	9	0	0	0	9	4.5
DeAndre Coleman	1	5	0	0	0	0	5	5.0
Elijah Hopkins	3	5	0	0	0	0	5	1.7
Aaron Bedgood	1	-1	0	0	0	0	-1	-1.0
Jacob Proche	6	0	0	0	0	-2	-2	-0.3
Ty Lyles	2	-4	0	0	0	0	-4	-2.0
Team	6	-45	0	0	0	0	-45	-7.5
Total	6	1139	1614	22	301	51	3127	521.2
Opponents	6	709	1662	79	290	131	2871	478.5



**2022-23 Coastal Carolina Football
Overall Defense Statistics
All games**

Team Defense

#	Player	gp	Tackles				tfl/yds	Sacks		Pass defense			Fumbles		blkd	
			ua	a	tot	no-yds		int-yds	brup	qbh	fr-yds	ff	kick	saf		
21	JT Killen	6	15	34	49	4-22	2.5-20	.	4	1	3-0	1	.	.		
39	Tre' Pinkney	5	15	21	36	1.5-3	.	2-11	1		
4	Tobias Fletcher	6	16	11	27	0.5-2	.	.	1	.	1-12	1	.	.		
7	Lance Boykin	5	17	10	27	1-7	1-7	2-0	3	.	.	1	.	.		
15	Jerrod Clark	6	6	18	24	5-23	2-16	.	.	1		
38	Charles Arnold Jr.	6	14	9	23	.	.	1-0	3	1		
9	Manny Stokes Jr.	6	12	10	22	1.5-4	.	.	1		
0	Josaiah Stewart	6	10	10	20	4-15	1.5-7	.	1	2		
10	Tavyn Jackson	6	9	10	19	.	.	1-0		
1	Shane Bruce	4	5	14	19	1-1		
13	Joshua Madison	6	12	6	18	1-5	.	.	1	.	.	1	.	.		
18	Jahmar Brown	6	10	8	18	5.5-35	3-26	.	1	.	1-0	.	.	.		
26	Jairan Parker	6	8	7	15	2-4	1-0	1	.	.		
81	Adrian Hope	6	4	9	13	2-4	0.5-1	.	1	3		
23	Jacob Proche	6	8	4	12	.	.	1--2	3		
99	Kennedy Roberts	6	1	11	12	1-3	.	.	1	.	1-0	.	.	.		
52	Allen Henry	6	3	8	11	0.5-1	0.5-1		
40	Braylon Ryan	6	4	6	10	2.5-12	2-11	.	.	1	1-0	.	.	.		
3	JaQuon Griffin	6	1	9	10	2-10	1-7	.	.	3		
25	Jamar Darboe	3	5	4	9	1-1		
90	Rolan Wooden II	6	1	7	8	1-1		
27	Aaron Diggs	6	5	3	8	1-2		
91	Emmanuel Johnson	6	5	3	8	1.5-10	1-10	.	.	2		
45	Mason Shelton	6	1	6	7	0.5-2		
2	D'Jordan Strong	5	4	3	7	.	.	1-42	4		
36	Joah Cash	6	.	5	5		
11	Amadou Fofana	5	2	3	5	1-8	1-8		
5	Travis Geiger	3	1	2	3		
33	Austin Randall	6	2	.	2		
12	Dre Pinckney	1	.	2	2		
83	Kyre Duplessis	6	.	1	1		
20	Chase Atkinson	3	.	1	1		
0	Deon Fountain	2	.	1	1		
10	Grayson McCall	6	1	.	1		
22	Josiah Robinson	6	.	1	1		
25	Kade Hensley	6	1-0	.	.	.		
Totals		6	197	260	457	41-175	16-114	8-51	25	14	9-12	5	0	0		
Opponents		6	187	230	417	24-87	7-37	2-131	12	7	6-17	3	0	0		



2022-23 Coastal Carolina Football
Passing Game-by-Game
All games

#7 Jarrett Guest	Comp	Att	Int	Pct	Yards	TD	Long	Sacked	Effic.
Buffalo	1	1	0	100.0	32	0	32	0-0	368.8
Georgia St.	0	1	1	0.0	0	0	0	0-0	-200.0
Totals	1	2	1	50.0	32	0	32	0-0	84.4

#10 Grayson McCall	Comp	Att	Int	Pct	Yards	TD	Long	Sacked	Effic.
Army West Point	12	17	0	70.6	174	3	26	0-0	214.8
Gardner-Webb	22	30	1	73.3	308	3	33	4-19	185.9
Buffalo	16	24	0	66.7	251	3	59	0-0	195.8
Georgia St.	19	27	0	70.4	268	2	53	0-0	178.2
Ga. Southern	23	34	0	67.6	335	3	61	2-14	179.5
ULM	19	28	0	67.9	246	1	56	1-4	153.4
Totals	111	160	1	69.4	1582	15	61	7-37	182.1

#12 Bryce Carpenter	Comp	Att	Int	Pct	Yards	TD	Long	Sacked	Effic.
Georgia St.	1	3	0	33.3	0	0	0	0-0	33.3
Totals	1	3	0	33.3	0	0	0	0-0	33.3



**2022-23 Coastal Carolina Football
Rushing/Receiving Game-by-Game
All games**

Rushing

Player	No-Yds/TD	ARM	GW	UB	GSU	GS	ULM
CJ Beasley	87-524/4	19-91/0	7-23/0	9-89/1	25-142/0	12-64/1	15-115/2
Grayson McCall	48-166/3	6-27/1	12-13/0	3-13/0	8-38/1	10-34/1	9-41/0
Reese White	36-245/1	21-133/1	13-35/0	2-77/0	DNP	DNP	DNP
Max Balthazar	16-95/1	DNP	DNP	4-2/0	3-16/0	6-47/0	3-30/1
Jared Brown	10-65/0	1-11/0	-	3-16/0	4-27/0	2-11/0	-
Nate Hope	10-43/1	-	DNP	4-28/0	6-15/1	DNP	DNP
Bryce Carpenter	6-12/0	4-4/0	1-1/0	-	1-7/0	-	-
Jarrett Guest	3-33/1	DNP	DNP	-	3-33/1	DNP	DNP
Elijah Hopkins	2-5/0	DNP	DNP	DNP	-	-	2-5/0
DeAndre Coleman	1-5/0	DNP	DNP	1-5/0	DNP	DNP	DNP
Aaron Bedgood	1--1/0	1--1/0	DNP	DNP	DNP	DNP	DNP
Tyson Mobley	1--4/0	-	-	-	-	-	1--4/0
Ty Lyles	1--4/0	DNP	DNP	1--4/0	-	DNP	DNP

Receiving

Player	No-Yds/TD	ARM	GW	UB	GSU	GS	ULM
Sam Pinckney	37-510/1	3-69/1	7-87/0	5-103/0	7-77/0	6-41/0	9-133/0
Jared Brown	23-475/4	2-29/0	4-71/0	3-24/0	5-129/2	5-139/1	4-83/1
Tyson Mobley	16-181/3	4-42/0	3-50/2	1-4/1	3-33/0	4-42/0	1-10/0
CJ Beasley	12-136/1	-	1-17/0	3-74/1	3-23/0	2-15/0	3-7/0
Xavier Gravette	8-76/1	-	DNP	DNP	2-6/0	4-57/1	2-13/0
Reese White	6-31/2	2-20/2	3-0/0	1-11/0	DNP	DNP	DNP
Tyler Roberts	5-94/1	1-14/0	1-28/0	1-11/0	-	2-41/1	-
Jacob Jenkins	4-70/2	-	2-23/1	2-47/1	DNP	-	-
Deon Fountain	1-32/0	-	1-32/0	DNP	DNP	DNP	DNP
Logan Mauldin	1-9/0	DNP	DNP	1-9/0	-	DNP	DNP



**2022-23 Coastal Carolina Football
Total Tackles Game-by-Game
All games**

Total Tackles

Player	S-A	Total	ARM	GW	UB	GSU	GS	ULM
JT Killen	15-34	49	0-5	1-6	3-7	3-2	4-5	4-9
Tre' Pinkney	15-21	36	0-2	1-1	5-7	5-5	4-6	DNP
Lance Boykin	17-10	27	1-1	4-2	5-2	DNP	2-3	5-2
Tobias Fletcher	16-11	27	1-2	4-2	3-6	1-0	3-0	4-1
Jerrold Clark	6-18	24	0-4	0-3	1-2	2-5	3-3	0-1
Charles Arnold Jr.	14-9	23	-	4-2	2-2	3-1	0-2	5-2
Manny Stokes Jr.	12-10	22	2-4	0-2	4-1	1-0	3-2	2-1
Josaiah Stewart	10-10	20	3-3	1-1	2-1	2-2	0-1	2-2
Tavyn Jackson	9-10	19	1-3	2-1	1-1	2-0	1-1	2-4
Shane Bruce	5-14	19	1-5	2-7	2-2	DNP	-	DNP
Joshua Madison	12-6	18	0-1	3-2	1-3	1-0	3-0	4-0
Jahmar Brown	10-8	18	1-1	3-1	2-2	2-0	1-3	1-1
Jairan Parker	8-7	15	0-1	1-0	3-5	-	1-0	3-1
Adrian Hope	4-9	13	2-3	-	2-2	-	0-1	0-3
Jacob Proche	8-4	12	-	-	3-1	2-1	2-1	1-1
Kennedy Roberts	1-11	12	1-4	0-3	0-1	-	0-3	-
Allen Henry	3-8	11	0-3	2-0	0-1	0-1	0-2	1-1
Braylon Ryan	4-6	10	-	1-0	1-1	2-1	0-2	0-2
JaQuon Griffin	1-9	10	0-4	0-2	1-0	0-2	-	0-1
Jamar Darboe	5-4	9	DNP	DNP	DNP	1-0	1-0	3-4
Emmanuel Johnson	5-3	8	-	1-1	1-2	2-0	1-0	-
Aaron Diggs	5-3	8	-	-	0-1	-	2-1	3-1
Rolan Wooden II	1-7	8	0-3	1-1	-	-	0-2	0-1
D'Jordan Strong	4-3	7	0-1	2-0	0-1	DNP	2-0	0-1
Mason Shelton	1-6	7	0-2	-	0-3	1-1	-	-
Amadou Fofana	2-3	5	DNP	-	0-1	1-0	-	1-2
Joah Cash	0-5	5	-	0-1	0-3	-	0-1	-
Travis Geiger	1-2	3	DNP	DNP	-	DNP	1-1	0-1
Austin Randall	2-0	2	-	-	2-0	-	-	-
Dre Pinckney	0-2	2	0-2	DNP	DNP	DNP	DNP	DNP
Grayson McCall	1-0	1	-	1-0	-	-	-	-
Chase Atkinson	0-1	1	DNP	-	0-1	DNP	DNP	-
Kyre Duplessis	0-1	1	-	0-1	-	-	-	-
Josiah Robinson	0-1	1	-	-	0-1	-	-	-
Deon Fountain	0-1	1	-	0-1	DNP	DNP	DNP	DNP



**2022-23 Coastal Carolina Football
Team Game-by-Game
All games**

Date	Opponent	Rushing				Receiving				Passing				Kick Returns				Punt Returns				tot off		
		no.	yds	td	lg	no.	yds	td	lg	cmp	att	int	yds	td	lg	no.	yds	td	lg	no.	yds		td	lg
09/03/2022	Army West Point	53	263	2	18	12	174	3	26	12	17	0	174	3	26	2	30	0	16	0	0	0	0	437
09/10/2022	Gardner-Webb	37	46	0	9	22	308	3	33	22	30	1	308	3	33	5	136	1	95	1	16	0	16	354
09/17/2022	Buffalo	28	221	1	67	17	283	3	59	17	25	0	283	3	59	0	0	0	0	1	7	0	7	504
09/22/2022	at Georgia St.	52	272	3	27	20	268	2	53	20	31	1	268	2	53	1	50	0	50	2	-12	0	2	540
10/01/2022	Ga. Southern	31	150	2	24	23	335	3	61	23	34	0	335	3	61	3	40	0	23	1	11	0	11	485
10/08/2022	at ULM	30	187	3	37	19	246	1	56	19	28	0	246	1	56	2	45	0	23	0	0	0	0	433
Coastal Carolina		231	1139	11	67	113	1614	15	61	113	165	2	1614	15	61	13	301	1	95	5	22	0	16	2753
Opponents		214	709	7	70	129	1662	10	73	129	194	8	1662	10	73	14	290	0	33	6	79	0	50	2371

Coastal Carolina Averages

Games	Avg/ rush	Avg/ catch	Pass effic	KR avg	PR avg	All purpose avg/game	Total offense avg/game
6	4.9	14.3	178.2	23.2	4.4	521.2	458.8

Date	Opponent	ua	Tackles			Sacks no-yds	Fumble		Pass Defense			blkd kick	PAT attempts			off		
			a	total	tfl-yds		ff	fr-yds	int-yds	qbh	brup		kick	rush	rcv	saf	t/o	pts
09/03/2022	Army West Point	13	54	67	5.0-13	1-7	0	0-0	1-0	2	0	0	5-5	0	0	0	7	38
09/10/2022	Gardner-Webb	34	40	74	7.0-49	4-42	2	3-0	2-0	0	1	0	4-4	0	0	0	7	31
09/17/2022	Buffalo	44	60	104	13.0-52	5-30	1	2-0	2-40	5	9	0	5-5	0	0	0	21	38
09/22/2022	at Georgia St.	31	24	55	7.0-26	2-15	1	2-12	2-8	2	5	0	5-5	0	0	0	7	41
10/01/2022	Ga. Southern	34	40	74	2.0-10	1-7	0	0-0	1-3	4	9	0	4-4	0	0	0	0	34
10/08/2022	at ULM	41	42	83	7.0-25	3-13	1	2-0	0-0	1	1	0	4-4	0	0	0	0	28
Coastal Carolina		197	260	457	41.0-175	16-114	5	9-12	8-51	14	25	0	27-27	0	0	0	42	210
Opponents		187	230	417	24.0-87	7-37	3	6-17	2-131	7	12	0	18-18	0	0	0	16	156

Date	Opponent	Punting										Field Goals			Kickoffs			
		no.	yds	avg	long	blkd	tb	fc	50+	i20	md-att	long	blkd	no.	yds	avg	tb	ob
09/03/2022	Army West Point	2	90	45.0	48	0	0	1	0	1	1-1	25	0	7	436	62.3	3	0
09/10/2022	Gardner-Webb	6	204	34.0	47	0	0	3	0	3	1-1	48	0	6	374	62.3	1	0
09/17/2022	Buffalo	2	86	43.0	45	0	1	1	0	0	1-1	44	0	7	407	58.1	0	0
09/22/2022	at Georgia St.	3	109	36.3	43	0	0	1	0	2	2-3	44	0	8	512	64.0	6	0
10/01/2022	Ga. Southern	4	145	36.3	39	0	0	0	0	1	0-1	0	0	6	364	60.7	2	1
10/08/2022	at ULM	6	180	30.0	44	0	0	2	0	0	0-0	0	0	5	317	63.4	1	0
Coastal Carolina		23	814	35.4	48	0	1	8	0	7	5-7	48	0	39	2410	61.8	13	1
Opponents		19	783	41.2	58	0	2	6	3	4	10-10	47	0	34	2104	61.9	18	2



**2022-23 Coastal Carolina Football
Opponents Game-by-Game
All games**

Date	Opponent	Rushing				Receiving				Passing				Kick Returns				Punt Returns				tot off
		no.	yds	td	lg	no.	yds	td	lg	cmp	att	int	yds	td	lg	no.	yds	td	lg	no.	yds	
09/03/2022	Army West Point	39	202	2	70	4	142	2	73	4-8-1 142 2 73				1	21	0	21	1	0	0	0	344
09/10/2022	Gardner-Webb	28	47	2	14	28	448	1	53	28-38-2 448 1 53				3	70	0	33	0	0	0	0	495
09/17/2022	Buffalo	44	59	0	15	30	278	2	20	30-49-2 278 2 20				7	163	0	29	0	0	0	0	337
09/22/2022	at Georgia St.	33	78	1	12	14	231	1	53	14-25-2 231 1 53				0	0	0	0	2	19	0	15	309
10/01/2022	Ga. Southern	31	178	1	24	26	284	2	37	26-43-1 284 2 37				2	15	0	16	2	60	0	50	462
10/08/2022	at ULM	39	145	1	27	27	279	2	42	27-31-0 279 2 42				1	21	0	21	1	0	0	0	424
Opponents		214	709	7	70	129	1662	10	73	129-194-8 1662 10 73				14	290	0	33	6	79	0	50	2371
Coastal Carolina		231	1139	11	67	113	1614	15	61	113-165-2 1614 15 61				13	301	1	95	5	22	0	16	2753

Opponents Averages

Games	Avg/ rush	Avg/ catch	Pass effic	KR avg	PR avg	All purpose avg/game	Total offense avg/game
6	3.3	12.9	147.2	20.7	13.2	478.5	395.2

Date	Opponent	ua	Tackles			Sacks no-yds	Fumble		Pass Defense			blkd kick	PAT attempts			off		
			a	total	tfl-yds		ff	fr-yds	int-yds	qbh	brup		kick	rush	rcv	saf	t/o	pts
09/03/2022	Army West Point	28	60	88	2.0-3	0-0	0	0-0	0-0	0	1	0	4-4	0	0	0	0	28
09/10/2022	Gardner-Webb	23	60	83	8.0-42	4-19	0	1-17	1-54	1	2	0	3-3	0	0	0	3	27
09/17/2022	Buffalo	23	28	51	2.0-4	0-0	2	4-0	0-0	3	2	0	2-2	0	0	0	6	26
09/22/2022	at Georgia St.	52	28	80	5.0-9	0-0	0	0-0	1-77	2	1	0	3-3	0	0	0	7	24
10/01/2022	Ga. Southern	29	38	67	3.0-15	2-14	1	1-0	0-0	0	4	0	3-3	0	0	0	0	30
10/08/2022	at ULM	32	16	48	4.0-14	1-4	0	0-0	0-0	1	2	0	3-3	0	0	0	0	21
Opponents		187	230	417	24.0-87	7-37	3	6-17	2-131	7	12	0	18-18	0	0	0	16	156
Coastal Carolina		197	260	457	41.0-175	16-114	5	9-12	8-51	14	25	0	27-27	0	0	0	42	210

Date	Opponent	Punting										Field Goals			Kickoffs			
		no.	yds	avg	long	blkd	tb	fc	50+	i20	md-att	long	blkd	no.	yds	avg	tb	ob
09/03/2022	Army West Point	3	127	42.3	55	0	0	2	1	0	0-0	0	0	5	316	63.2	2	1
09/10/2022	Gardner-Webb	3	96	32.0	38	0	0	1	0	0	2-2	47	0	6	309	51.5	0	0
09/17/2022	Buffalo	3	122	40.7	46	0	1	0	0	0	4-4	47	0	7	448	64.0	6	1
09/22/2022	at Georgia St.	5	212	42.4	53	0	0	3	1	1	1-1	36	0	5	325	65.0	4	0
10/01/2022	Ga. Southern	3	133	44.3	58	0	0	0	1	2	3-3	45	0	7	447	63.9	4	0
10/08/2022	at ULM	2	93	46.5	49	0	1	0	0	1	0-0	0	0	4	259	64.8	2	0
Opponents		19	783	41.2	58	0	2	6	3	4	10-10	47	0	34	2104	61.9	18	2
Coastal Carolina		23	814	35.4	48	0	1	8	0	7	5-7	48	0	39	2410	61.8	13	1



**2022-23 Coastal Carolina Football
Team Game-by-Game Comparison
All games**

Opponent	Score	First Downs				Rushing Number-Yards	Passing		Total Offense Plays-Yards	Return Yards	Turn- Overs
		Total	Rush	Pass	Pen		Comp-Att.-Int	Yards			
Army West Point	38-28	30 / 11	16 / 9	10 / 2	4 / 0	53-263 / 39-202	12-17-0 / 4-8-1	174 / 142	70-437 / 47-344	30 / 21	0 / 1
Gardner-Webb	31-27	20 / 23	4 / 6	14 / 15	2 / 2	37-46 / 28-47	22-30-1 / 28-38-2	308 / 448	67-354 / 66-495	152 / 141	2 / 5
Buffalo	38-26	20 / 27	7 / 6	12 / 20	1 / 1	28-221 / 44-59	17-25-0 / 30-49-2	283 / 278	53-504 / 93-337	47 / 163	4 / 4
Georgia St.	41-24	28 / 17	15 / 7	11 / 9	2 / 1	52-272 / 33-78	20-31-1 / 14-25-2	268 / 231	83-540 / 58-309	58 / 96	1 / 4
Ga. Southern	34-30	23 / 24	9 / 7	13 / 16	1 / 1	31-150 / 31-178	23-34-0 / 26-43-1	335 / 284	65-485 / 74-462	54 / 75	1 / 1
ULM	28-21	20 / 24	7 / 10	11 / 12	2 / 2	30-187 / 39-145	19-28-0 / 27-31-0	246 / 279	58-433 / 70-424	45 / 21	0 / 2
Totals	210-156	141 / 126	58 / 45	71 / 74	12 / 7	231-1139 / 214-709	113-165-2 / 129-194-8	1614 / 1662	396-2753 / 408-2371	386 / 517	8 / 17

Opponents	3rd Down Conversion	4th Down Conversion	Time of Possession	TOP Margin	Avg Yds/Rush	Avg Yds/Pass	Avg Yds/Play	Punting Number-Avg	Penalties Number-Yards	Sacks
Army West Point	4-11 / 5-12	3-3 / 2-3	36:16 / 23:44	12:32	5.0 / 5.2	10.2 / 17.8	6.2 / 7.3	2-45.0 / 3-42.3	4-21.0 / 6-47.0	1 / 0
Gardner-Webb	6-13 / 3-9	0-0 / 0-0	33:48 / 26:11	07:37	1.2 / 1.7	10.3 / 11.8	5.3 / 7.5	6-34.0 / 3-32.0	7-62.0 / 10-70.0	4 / 4
Buffalo	3-8 / 8-20	1-2 / 3-5	20:54 / 39:06	-18:12	7.9 / 1.3	11.3 / 5.7	9.5 / 3.6	2-43.0 / 3-40.7	5-50.0 / 6-44.0	5 / 0
Georgia St.	9-15 / 5-12	0-0 / 1-1	40:13 / 19:56	20:17	5.2 / 2.4	8.6 / 9.2	6.5 / 5.3	3-36.3 / 5-42.4	2-27.0 / 3-30.0	2 / 0
Ga. Southern	7-12 / 8-17	0-0 / 1-3	30:58 / 29:02	01:56	4.8 / 5.7	9.9 / 6.6	7.5 / 6.2	4-36.3 / 3-44.3	4-28.0 / 6-60.0	1 / 2
ULM	7-14 / 7-13	0-0 / 0-2	27:14 / 32:46	-05:32	6.2 / 3.7	8.8 / 9.0	7.5 / 6.1	6-30.0 / 2-46.5	13-130.0 / 5-45.0	3 / 1
Totals	36-73 / 36-83	4-5 / 7-14	189:23 / 170:45	18:38	4.9 / 3.3	9.8 / 8.6	7.0 / 5.8	23-35.4 / 19-41.2	35-318.0 / 36-296.0	16 / 7

Note: Game totals are displayed in the format TEAM/OPPONENT for each category



2022-23 Coastal Carolina Football
By Quarter Statistics
All games

3rd-Down Conversions

Date	Opponent	Score	Overall	1st Qtr	2nd Qtr	3rd Qtr	4th Qtr	Overtime
09/03/2022	Army West Point	W 38-28	4-11 36.4	0-3 0.0	1-2 50.0	2-4 50.0	1-2 50.0	0-0 0.0
09/10/2022	Gardner-Webb	W 31-27	6-13 46.2	2-5 40.0	0-1 0.0	1-2 50.0	3-5 60.0	0-0 0.0
09/17/2022	Buffalo	W 38-26	3-8 37.5	0-2 0.0	2-3 66.7	0-2 0.0	1-1 100.0	0-0 0.0
09/22/2022	at Georgia St.	W 41-24	9-15 60.0	3-4 75.0	1-4 25.0	3-3 100.0	2-4 50.0	0-0 0.0
10/01/2022	Ga. Southern	W 34-30	7-12 58.3	2-3 66.7	1-3 33.3	2-3 66.7	2-3 66.7	0-0 0.0
10/08/2022	at ULM	W 28-21	7-14 50.0	4-4 100.0	1-3 33.3	1-3 33.3	1-4 25.0	0-0 0.0
Coastal Carolina			36-73 49.3	11-21 52.4	6-16 37.5	9-17 52.9	10-19 52.6	0-0 0.0
Opponents			36-83 43.4	7-18 38.9	9-21 42.9	14-23 60.9	6-21 28.6	0-0 0.0

4th-Down Conversions

Date	Opponent	Score	Overall	1st Qtr	2nd Qtr	3rd Qtr	4th Qtr	Overtime
09/03/2022	Army West Point	W 38-28	3-3 100.0	2-2 100.0	0-0 0.0	1-1 100.0	0-0 0.0	0-0 0.0
09/10/2022	Gardner-Webb	W 31-27	0-0 0.0	0-0 0.0	0-0 0.0	0-0 0.0	0-0 0.0	0-0 0.0
09/17/2022	Buffalo	W 38-26	1-2 50.0	1-1 100.0	0-0 0.0	0-1 0.0	0-0 0.0	0-0 0.0
09/22/2022	at Georgia St.	W 41-24	0-0 0.0	0-0 0.0	0-0 0.0	0-0 0.0	0-0 0.0	0-0 0.0
10/01/2022	Ga. Southern	W 34-30	0-0 0.0	0-0 0.0	0-0 0.0	0-0 0.0	0-0 0.0	0-0 0.0
10/08/2022	at ULM	W 28-21	0-0 0.0	0-0 0.0	0-0 0.0	0-0 0.0	0-0 0.0	0-0 0.0
Coastal Carolina			4-5 80.0	3-3 100.0	0-0 0.0	1-2 50.0	0-0 0.0	0-0 0.0
Opponents			7-14 50.0	0-1 0.0	2-2 100.0	1-2 50.0	4-9 44.4	0-0 0.0

Time of Possession

Date	Opponent	Score	Overall	1st Qtr	2nd Qtr	3rd Qtr	4th Qtr	Overtime
09/03/2022	Army West Point	W 38-28	36:16	08:28	04:40	10:26	12:42	00:00
09/10/2022	Gardner-Webb	W 31-27	33:48	10:10	05:03	06:01	12:34	00:00
09/17/2022	Buffalo	W 38-26	20:54	04:58	04:33	04:58	06:25	00:00
09/22/2022	at Georgia St.	W 41-24	40:13	07:58	10:56	09:07	12:12	00:00
10/01/2022	Ga. Southern	W 34-30	30:58	08:58	08:14	06:52	06:54	00:00
10/08/2022	at ULM	W 28-21	27:14	08:05	06:38	05:07	07:24	00:00
Coastal Carolina			Total 189:23	48:37	40:04	42:31	58:11	00:00
			Avg. 31:34	08:06	06:41	07:05	09:42	00:00
Opponents			Total 170:45	33:29	57:58	41:19	37:59	00:00
			Avg. 28:27	05:35	09:40	06:53	06:20	00:00



**2022-23 Coastal Carolina Football
Red-Zone Results
All games**

Coastal Carolina Inside Opponent Red-Zone

Date	Opponent	Score	Times In RZ	Times Scored	Total Pts	Rush			Pass TDs	FGs Made	Failed to score inside RZ				
						TDs	TDs	TDs			FGA	Down	Int	Fumb	Half
09/03/2022	Army West Point	W 38-28	6	5	31	4	2	2	1	1	0	0	0	0	1
09/10/2022	Gardner-Webb	W 31-27	2	2	14	2	0	2	0	0	0	0	0	0	
09/17/2022	Buffalo	W 38-26	3	2	14	2	1	1	0	0	0	0	0	1	
09/22/2022	at Georgia St.	W 41-24	5	4	24	3	3	0	1	1	0	1	0	0	
10/01/2022	Ga. Southern	W 34-30	4	1	7	1	1	0	0	1	0	0	1	1	
10/08/2022	at ULM	W 28-21	3	3	21	3	3	0	0	0	0	0	0	0	
Totals 17 of 23 (73.9%)			23	17	111	15	10	5	2	3	0	1	1	0	3

Opponents Inside Coastal Carolina Red-Zone

Date	Opponent	Score	Times In RZ	Times Scored	Total Pts	Rush			Pass TDs	FGs Made	Failed to score inside RZ				
						TDs	TDs	TDs			FGA	Down	Int	Fumb	Half
09/03/2022	Army West Point	W 38-28	1	1	7	1	1	0	0	0	0	0	0	0	
09/10/2022	Gardner-Webb	W 31-27	5	4	24	3	2	1	1	1	0	0	0	1	
09/17/2022	Buffalo	W 38-26	5	5	23	2	0	2	3	3	0	0	0	0	
09/22/2022	Georgia St.	W 41-24	3	2	11	1	1	0	1	1	0	0	1	0	
10/01/2022	Ga. Southern	W 34-30	4	4	20	2	1	1	2	2	0	0	0	0	
10/08/2022	ULM	W 28-21	5	2	14	2	1	1	0	0	2	0	1	0	
Totals 18 of 23 (78.3%)			23	18	99	11	6	5	7	7	2	0	2	1	0



**2022-23 Coastal Carolina Football
Individual Game Highs
All games**

Coastal Carolina - Individual Game Highs

RUSHES	25	CJ Beasley at Georgia St. (09/22/2022)
YARDS RUSHING	142	CJ Beasley at Georgia St. (09/22/2022)
TD RUSHES	2	CJ Beasley at ULM (10/08/2022)
LONG RUSH	67	Reese White vs Buffalo (09/17/2022)
PASS ATTEMPTS	34	Grayson McCall vs Ga. Southern (10/01/2022)
PASS COMPLETIONS	23	Grayson McCall vs Ga. Southern (10/01/2022)
YARDS PASSING	335	Grayson McCall vs Ga. Southern (10/01/2022)
TD PASSES	3	Grayson McCall vs Ga. Southern (10/01/2022)
	3	Grayson McCall vs Buffalo (09/17/2022)
	3	Grayson McCall vs Gardner-Webb (09/10/2022)
	3	Grayson McCall vs Army West Point (09/03/2022)
LONG PASS	61	Grayson McCall vs Ga. Southern (10/01/2022)
RECEPTIONS	9	Sam Pinckney at ULM (10/08/2022)
YARDS RECEIVING	139	Jared Brown vs Ga. Southern (10/01/2022)
TD RECEPTIONS	2	Jared Brown at Georgia St. (09/22/2022)
	2	Tyson Mobley vs Gardner-Webb (09/10/2022)
	2	Reese White vs Army West Point (09/03/2022)
LONG RECEPTION	61	Jared Brown vs Ga. Southern (10/01/2022)
PUNTS	6	Evan Crenshaw vs Gardner-Webb (09/10/2022)
PUNTING AVG	45.0	Evan Crenshaw vs Army West Point (09/03/2022)
LONG PUNT	48	Evan Crenshaw vs Army West Point (09/03/2022)
PUNTS INSIDE 20	3	Evan Crenshaw vs Gardner-Webb (09/10/2022)
LONG PUNT RETURN	16	Tavyn Jackson vs Gardner-Webb (09/10/2022)
LONG KICKOFF RETURN	95	Matthew McDoom vs Gardner-Webb (09/10/2022)
TACKLES	13	JT Killen at ULM (10/08/2022)
SACKS	1	JT Killen at ULM (10/08/2022)
	1	Jahmar Brown at ULM (10/08/2022)
	1	JT Killen vs Ga. Southern (10/01/2022)
	1	Amadou Fofana at Georgia St. (09/22/2022)
	1	Jerrold Clark vs Buffalo (09/17/2022)
	1	Lance Boykin vs Buffalo (09/17/2022)
	1	Josaiah Stewart vs Buffalo (09/17/2022)
	1	Braylon Ryan vs Buffalo (09/17/2022)
	1	Emmanuel Johnson vs Buffalo (09/17/2022)
	1	Braylon Ryan vs Gardner-Webb (09/10/2022)
	1	Jahmar Brown vs Gardner-Webb (09/10/2022)
	1	Jahmar Brown vs Army West Point (09/03/2022)
TACKLES FOR LOSS	2	Jerrold Clark at Georgia St. (09/22/2022)
	2	Josaiah Stewart vs Buffalo (09/17/2022)
	2	Jahmar Brown vs Gardner-Webb (09/10/2022)



2022-23 Coastal Carolina Football
Team Game Highs
All games

Coastal Carolina - Game Highs

RUSHES	53	Army West Point (09/03/2022)
YARDS RUSHING	272	at Georgia St. (09/22/2022)
YARDS PER RUSH	7.9	Buffalo (09/17/2022)
TD RUSHES	3	at ULM (10/08/2022)
	3	at Georgia St. (09/22/2022)
PASS ATTEMPTS	34	Ga. Southern (10/01/2022)
PASS COMPLETIONS	23	Ga. Southern (10/01/2022)
YARDS PASSING	335	Ga. Southern (10/01/2022)
YARDS PER PASS	11.3	Buffalo (09/17/2022)
TD PASSES	3	Ga. Southern (10/01/2022)
	3	Buffalo (09/17/2022)
	3	Gardner-Webb (09/10/2022)
	3	Army West Point (09/03/2022)
TOTAL PLAYS	83	at Georgia St. (09/22/2022)
TOTAL OFFENSE	540	at Georgia St. (09/22/2022)
YARDS PER PLAY	9.5	Buffalo (09/17/2022)
POINTS	41	at Georgia St. (09/22/2022)
SACKS BY	5	Buffalo (09/17/2022)
FIRST DOWNS	30	Army West Point (09/03/2022)
PENALTIES	13	at ULM (10/08/2022)
PENALTY YARDS	130	at ULM (10/08/2022)
TURNOVERS	4	Buffalo (09/17/2022)
PUNTS	6	at ULM (10/08/2022)
	6	Gardner-Webb (09/10/2022)
PUNTING AVG	45.0	Army West Point (09/03/2022)
LONG PUNT	48	Army West Point (09/03/2022)
PUNTS INSIDE 20	3	Gardner-Webb (09/10/2022)
LONG PUNT RETURN	16	Gardner-Webb (09/10/2022)



2022-23 Coastal Carolina Football
Opponent Match Highs
All games

Opponent - Game Highs

RUSHES	44	Buffalo (09/17/2022)
YARDS RUSHING	202	Army West Point (09/03/2022)
YARDS PER RUSH	5.7	Ga. Southern (10/01/2022)
TD RUSHES	2	Gardner-Webb (09/10/2022)
	2	Army West Point (09/03/2022)
PASS ATTEMPTS	49	Buffalo (09/17/2022)
PASS COMPLETIONS	30	Buffalo (09/17/2022)
YARDS PASSING	448	Gardner-Webb (09/10/2022)
YARDS PER PASS	17.8	Army West Point (09/03/2022)
TD PASSES	2	at ULM (10/08/2022)
	2	Ga. Southern (10/01/2022)
	2	Buffalo (09/17/2022)
	2	Army West Point (09/03/2022)
TOTAL PLAYS	93	Buffalo (09/17/2022)
TOTAL OFFENSE	495	Gardner-Webb (09/10/2022)
YARDS PER PLAY	7.5	Gardner-Webb (09/10/2022)
POINTS	30	Ga. Southern (10/01/2022)
SACKS BY	4	Gardner-Webb (09/10/2022)
FIRST DOWNS	27	Buffalo (09/17/2022)
PENALTIES	10	Gardner-Webb (09/10/2022)
PENALTY YARDS	70	Gardner-Webb (09/10/2022)
TURNOVERS	5	Gardner-Webb (09/10/2022)
PUNTS	5	at Georgia St. (09/22/2022)
PUNTING AVG	46.5	at ULM (10/08/2022)
LONG PUNT	58	Ga. Southern (10/01/2022)
PUNTS INSIDE 20	2	Ga. Southern (10/01/2022)
LONG PUNT RETURN	50	Ga. Southern (10/01/2022)