

# FIU FOOTBALL GAME NOTES



## FIU PANTHERS (0-1, 0-0 C-USA) at OLD DOMINION MONARCHS (0-1, 0-0 C-USA)

SEPT. 8, 2018 >> FOREMAN FIELD AT S.B. BALLARD STADIUM (20,118) >> NORFOLK, VA >> 7:30 PM ET >> BEIN SPORTS

FIU	2018 STAT BREAKDOWN	OLD DOMINION	RECORD & SCHEDULE																		
 <b>FIUsports.com</b>	<table border="1"> <tr><td>28.0</td><td>PTS/GM</td><td>10.0</td></tr> <tr><td>38.0</td><td>PTS ALLOWED/GM</td><td>52.0</td></tr> <tr><td>170.0</td><td>RUSH/GM</td><td>129.0</td></tr> <tr><td>157.0</td><td>PASS/GM</td><td>172.0</td></tr> <tr><td>327.0</td><td>OFF YDS/GM</td><td>301.0</td></tr> <tr><td>465.0</td><td>DEF YDS/GM</td><td>591.0</td></tr> </table>	28.0	PTS/GM	10.0	38.0	PTS ALLOWED/GM	52.0	170.0	RUSH/GM	129.0	157.0	PASS/GM	172.0	327.0	OFF YDS/GM	301.0	465.0	DEF YDS/GM	591.0	 <b>ODUsports.com</b>	<b>OVERALL RECORD:</b> 0-1 <b>C-USA RECORD:</b> 0-0 <b>NON-CONFERENCE:</b> 0-1 <b>HOME:</b> 0-1 <b>AWAY:</b> 0-0 <b>NEUTRAL:</b> 0-0
28.0	PTS/GM	10.0																			
38.0	PTS ALLOWED/GM	52.0																			
170.0	RUSH/GM	129.0																			
157.0	PASS/GM	172.0																			
327.0	OFF YDS/GM	301.0																			
465.0	DEF YDS/GM	591.0																			

### FIU QUICK HITS

Head Coach: .....Butch Davis  
 2018 Record: .....0-1  
 Record at FIU (Years): .....8-6 (2)  
 Overall Record (Years): .....87-49 (12)

### OLD DOMINION QUICK HITS

Head Coach: .....Bobby Wilder  
 2018 Record: .....0-1  
 Record at ODU (Years): .....72-38 (10)  
 Overall Record (Years): .....72-38 (10)

### 2018 SCHEDULE

Date	Opponent	TV/Online	Time/Result
9.1	INDIANA	CBSSN	L/28-38
9.8	at Old Dominion*	beIN	7:30 p.m.
9.15	UMASS	beIN	7:30 p.m.
9.22	at Miami (Fla.)	TBA	TBA
9.29	ARKANSAS-PINE BLUFF	ESPN+	7:30 p.m.
10.13	MIDDLE TENNESSEE*	beIN	7:30 p.m.
10.20	RICE*	ESPN+	7:30 p.m.
10.27	at WKU*	beIN	7:30 p.m.
11.3	FLORIDA ATLANTIC*	Stadium	7:30 p.m.
11.10	at UTSA*	ESPN+	7 p.m.
11.17	at Charlotte*	ESPN3	2 p.m.
11.24	MARSHALL*	Stadium/FB	12 p.m.

## >> QUICK NOTES VS. OLD DOMINION

#### WORTH NOTING

>> FIU seeks to win its third-straight C-USA opener as the Panthers travel to Old Dominion on Saturday night.

>> FIU has only dropped its C-USA opener once since joining the league in 2013, with the Panthers only loss came to La Tech in 2015.

#### FROM THE FIELD

>> A total of 29 Panthers saw action in the first quarter of Saturday's game.

>> LT D'Ante Demery, QB James Morgan, RB Shacquille Williams, WR C.J. Worton, DB Olin Cushion III, LB Edwin Freeman, DB Dorian Hall and DE Kevin Oliver all earned their first starts as Panthers last time out.

#### INSIDE THE SERIES

>> Old Dominion leads the all-time series over FIU, 3-2. The Monarchs took the last meeting, 37-30, in Miami as ODU escaped the Cage with an early-November win in 2017.

>> The last trip to Norfolk also resulted in a ODU downed FIU, 42-28 in 2016. FIU has not beat ODU since its 41-12 home win in 2015.

\* Conference USA Game  
 All Home Games Played at Riccardo Silva Stadium  
 All Times Eastern and Subject to Change

## >> BY THE NUMBERS

**8+** Teams in the second year under Butch Davis have all won at least eight games (Miami - 9, Cleveland Browns - 9, UNC - 8).

**24** FIU has scored on 24-straight red zone trips dating back to the 11/4/17 game against UTSA. FIU led the nation (40-of-41) in that category in 2017, while going 3-of-3 to start off 2018.

**18** Sage Lewis had a monster game last time out, earning 18 tackles (10 solos). That total is tied for fifth-most in a single game at FIU. The 18 tackles is also tied for the nation lead.

### THIS WEEK IN THE C-USA

Date	Matchup	TV	Time
9.8	Air Force at Florida Atlantic	CBSSN	2 p.m.
9.8	Appalachian State at Charlotte	ESPN+	6 p.m.
9.8	Eastern Kentucky at Marshall	ESPN+	6:30 p.m.
9.8	Baylor at UTSA	CBSSN	7 p.m.
9.8	UT Martin at Middle Tennessee	ESPN+	7 p.m.
9.8	UAB at Coastal Carolina	ESPN+	7 p.m.
9.8	Southern at LA Tech	ESPN+	7 p.m.
9.8	Louisiana-Monroe at Southern Miss	ESPN3	7 p.m.
9.8	Incarnate Word at North Texas	ESPN+	7:30 p.m.
9.8	FIU at Old Dominion	beIN Sports	7:30 p.m.
9.8	Maine at WKU	ESPN+	7:30 p.m.
9.8	UTEP at UNLV	AT&T SN-RM	9:00 p.m.
9.8	Rice at Hawaii	Spectrum	12:00 a.m.

### FIU ATHLETIC COMMUNICATIONS

**TYSON RODGERS (FB, WBB, SB, WSOC)**  
 Director of Sports Information  
 E-Mail: Tyson.Rodgers@FIU.edu  
 Office Phone: 305-348-2084  
 Cell Phone: 662-418-2982  
 Twitter: @tysonrodgers

**TYLER BRAIN (SECONDARY FB, SECONDARY WBB, WB)**  
 Athletic Communications Assistant  
 Cell Phone: 256-616-3097



### EXPERIENCE THE ACTION

#### >> TV/STREAM



TV: beIN Sports  
 Pxp: Mike Gleason  
 Color: Brett Ramberg

#### >> RADIO




Radio: 1260 AM, 790 AM, 104.3 FM  
 Pxp: A.J. Ricketts  
 Color: Kenny Kelly

#### >> LIVE STATS



Visit FIUsports.com for up to date links on how to follow the contest via live stats online.

#### >> SOCIAL MEDIA



## FIU MEDIA SCHEDULE - OLD DOMINION WEEK

### 27 MONDAY

**Panther Talk  
With Coach Davis**  
12:30 p.m. ET  
Graham Center

Off Day  
(No Availability)

### 28 TUESDAY

**Practice**  
8:30-10:45 a.m. ET

**Media Availability**  
Select coaches and  
players will be made  
available

### 29 WEDNESDAY

**Practice**  
8:30-10:45 a.m. ET

**Media Availability**  
Select coaches and  
players will be made  
available

### 30 THURSDAY

**Practice**  
8:30-10:45 a.m. ET

**Media Availability**  
Coaches only

### 31 FRIDAY

**Team Walk Through**  
Closed to media

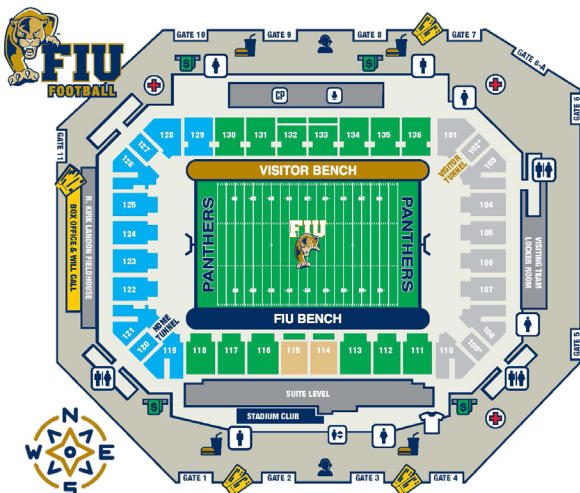
### 1 SATURDAY

**FIU at ODU**  
7:30 p.m. ET  
beIN Sports

### 2 SUNDAY

No Availability

## STADIUM INFO & DIRECTIONS



**Riccardo Silva Stadium Address**  
11200 SW 8th Street  
Miami, FL 33199  
Modesto A. Maidique Campus

### DIRECTIONS

**From Miami International Airport:**  
Take the I-836 WEST exit from the Airport  
Follow the I-836 to the Florida Turnpike  
Take the Florida Turnpike SOUTH exit  
Follow the Florida Turnpike SOUTH to the  
Bird Road exit (SW 40th Street)  
Take the SW 40th Street exit EAST to SW  
117th Avenue  
Turn left onto SW 117th Avenue  
Follow SW 117th Avenue north to SW  
2100 Black  
At Miami Dade Fair & Exposition back  
entrance, turn right

**From W Palm Beach/Broward County  
or the Florida Turnpike north:**  
Take the Florida Turnpike SOUTH  
Follow the Florida Turnpike SOUTH to the  
Bird Road exit (SW 40th Street)  
Take the SW 40th Street exit EAST to SW  
117th Avenue  
Turn left onto SW 117th Avenue  
Follow SW 117th Avenue north to SW  
2100 Black  
At Miami Dade Fair & Exposition back  
entrance, turn right

SEATING	GATE INFORMATION	ACCOMMODATIONS
CLUB LEVEL	<b>GATE 1</b> FIU Player Guest, FIU Recruits & PHSAA Coaches Plaza Entrance	<b>TICKET SALES</b>
SIDELINE	<b>GATE 2</b> General Fan Main Entrance	<b>BOX OFFICE/WILL CALL</b>
ENDZONE	<b>GATE 3</b> FIU Suites & VIP Entrance	<b>GUEST SERVICES</b>
STUDENT SECTION	<b>GATE 4</b> General Fan Main Entrance	<b>CONCESSIONS</b>
NON-ALCOHOL SECTION*	<b>GATE 5</b> FIU Student Entrance	<b>FIRST AID</b>
	<b>GATE 6/6-A</b> FIU Student Entrance	<b>ATM</b>
	<b>GATE 7</b> FIU Student Entrance	<b>RESTROOMS</b>
	<b>GATE 8</b> Community Partners Entrance	<b>ELEVATORS</b>
	<b>GATE 9</b> General Fan Main Entrance	<b>MERCHANDISE</b>
	<b>GATE 10</b> Visiting Team/Player Guest Entrance	<b>RADIO BOOTH</b>
	<b>GATE 11</b> Media Will Call	<b>COMMAND POST</b>

## COACH BUTCH DAVIS

### PANTHER TALK SHOW

Each Monday of the 2018 football season, head coach Butch Davis will sit down with A.J. Ricketts for Panther Talk. The interview will be streamed live on FIU Athletics' Facebook page.

### POST PRACTICE INTERVIEWS

Head coach Butch Davis is available for on-field interviews at the end of practices. For out-of-town interviews with Coach Davis, please contact Tyson Rodgers (tyson.rodgers@fiu.edu).

### POST GAME INTERVIEWS

Head coach Butch Davis' post game press conferences will be held in the team meeting room for home games. A designated staff member will escort those when needed to the location. For road games, Davis' post game press conferences will be held in the visiting interview room or outside the locker room.

## PLAYERS/ASSISTANTS

### POST PRACTICE

All interview requests with players and assistant coaches should be made prior to practice for approval by Tyson Rodgers (tyson.rodgers@fiu.edu).

### POST GAME INTERVIEWS

Player requests for post game interviews will be taken in the fourth quarter. For home games, players will be available following Coach Butch Davis' press conference in the team meeting room. For road games, players will be available after Davis' press conference outside of the locker room.

The locker room is **OFF LIMITS** to the media for all games. FIU players **MAY NOT** be approached on the field.

## WHO'S ON THE FIELD/WHO'S IN THE BOX?

Butch Davis (HC).....	Field	Brent Guy (OC/LB).....	Press Box
Allen Magridge (Ast. HC/DL).....	Field	Rich Skrosky (OC/QB).....	Press Box
Jeff Copp (DB).....	Field	Aubrey Hill (WR).....	Press Box
Tim Harris Jr. (RB).....	Field	Eric Thatcher (DB).....	Press Box
Kenny Holmes (DL).....	Field	Steven Ciacci (GA).....	Press Box
James Vollono (ST Coordinator).....	Field	Kevin Gihon (GA).....	Press Box
Drew Davis (TE).....	Field	Drew Rodriguez (GA).....	Press Box
		Brandon Taylor (GA).....	Press Box

## FIU ATHLETIC COMMUNICATIONS



### TYSON RODGERS

Director of Athletic Communications  
(FB, WBB, SB, WSDC)  
Office: 305-348-2084  
Cell: 662-418-2982  
Email: tyson.rodgers@fiu.edu



### MIKE HOGAN

Director of Athletic Communications  
(MBB, MSOC, BEACH VB)  
Office: 305-348-1496  
Cell: 813-469-0616  
Fax: 305-348-2963  
Email: mihogan@fiu.edu



FIU Athletic Media Relations


### PEDRO PELEGRIN

Assistant Athletic Communications Director  
(BB, INDOOR VB, S&D, WG)  
Office: 305.348.1357  
Email: pppelgrn@fiu.edu



### CHRIS SANTIAGO

Senior Multimedia Producer  
(Video Coordinator)  
Office: 305.348.6666  
Email: chsantia@fiu.edu



### A.J. RICKETTS

Multimedia Assistant/ Voice of the Panthers  
(TF, XC)  
Cell: 850.898.4914  
Email: ajricketts4@gmail.com



### LIVE STATS

Live statistics available on FIUSports.com (<http://www.sidearmstats.com/FIU/football/media>). Stat monitors featuring StatBroadcast will be made available.

### MEDIA CREDENTIALS

Credentials for FIU home football games are for working media only. Requests for media credentials should be made by contacting Michael Hogan via email at [mihogan@fiu.edu](mailto:mihogan@fiu.edu) in the FIU Athletics Media Relations office. Requests from media covering visiting teams will be confirmed first with each opponent's sports information contact.

All credentials that cannot be mailed will be left at Media Will Call, which is located at Gate II (just north of the Field House). Will call will open two (2) hours prior to kickoff. Members of the media picking up credentials at Will Call must provide photo identification and the name must match the name on the credential.

### PHOTOGRAPHERS

Photo credentials are issued on a game-by-game basis. FIU will adhere to all NCAA guidelines regarding sideline photography that limit shooting to outside the restraining line enclosing the playing field and outside the 25-yard lines.

### PARKING

Preferred parking at Riccardo Silva Stadium is extremely limited. Media requesting parking should contact Athletic Media Relations well in advance. Media parking is located in the CSC lot (enter through 117th, located west of the Riccardo Silva Stadium).

### PHONE LINES

A limited number of phone lines are available in the press box for media. FIU provides an ISDN, and Ethernet connection and one business telephone line free of charge to the primary visiting radio outlet.

### WIRELESS INTERNET

The Riccardo Silva Stadium press box offers free wireless Internet service to media members. Instructions will be provided in the press box on game day.

### PRACTICE POLICIES

During the season practices are normally conducted at Riccardo Silva Stadium. The first 20 minutes of practice and the last 20 minutes of practice are open to the media. Photographers and videographers should contact the FIU Athletic Communications staff for days and times to shoot practice.

## FIU QUICK FACTS

### UNIVERSITY INFORMATION

Location:.....Miami, Florida  
 Founded/Opened:.....1965/1972  
 Enrollment:.....54,000  
 Nickname:.....Panthers  
 Mascot Name:.....Roary  
 School Colors:.....Blue (PMS 282) & Gold (PMS 871)  
 Conference:.....Conference USA  
 School President:.....Dr. Mark B. Rosenberg  
 Director of Sports & Entertainment:.....Pete Garcia  
 Team Twitter:.....@FIUFootball  
 Athletics Twitter:.....@FIUAthletics  
 Website:.....FIUSports.com  
 Conference Website:.....ConferenceUSA.com

### STADIUM INFORMATION

Venue Name:.....Riccardo Silva Stadium (20,000)  
 Surface:.....Field Turf  
 First Year:.....2008  
 First Game at Site:.....vs. UCF (Sept. 20, 2008)  
 Largest Crowd:.....22,682 vs. Duke (Oct. 1, 2011)  
 Ticket Office Phone:.....(305) FIU-GAME [348-4263]

### 2018 PANTHERS

2017 Record:.....8-5  
 2017 C-USA Record/Finish:.....5-3/2nd East  
 Last Bowl Appearance:.....2017 Gasparilla Bowl  
 Base Offense:.....Pro Set  
 Base Defense:.....Multiple 4-3  
 Letterwinners Returning/Lost:.....55/21  
 Returning Starters:.....13  
     Offense:.....7  
     Defense:.....4  
     Special Teams:.....2  
 Newcomers:.....31  
 True Freshmen:.....24

### TEAM HISTORY

First Year of Football:.....2002  
 All-Time Record:.....54-128 (17 Years)  
 # - All-Time Record:.....64-128 (17 Years)  
 All-Time C-USA Record:.....16-24 (5 Years)  
 All-Time Sun Belt Record:.....20-37 (8 Years)  
 All-Time Home Record:.....41-52  
 All-Time Road Record:.....22-73  
 Versus AP Top 25:.....0-8  
 Bowl Appearances:.....3 (2010, 2011, 2017)  
 Bowl Record:.....1-2  
 Most Single-Season Wins:.....8 (2011, 2017)  
 NFL Draft Picks:.....10

*# - wins in 2003 (2-10), 2004 (3-7) and 2005 (4-6) were vacated.*

### C-USA OPENERS...

FIU is 4-1 in C-USA openers since joining the league in 2013, dropping its only contest to La Tech in 2015. The Panthers were 3-5 in conference openers during their Sun Belt days.

Date	Opponent	W-L	Score
10/5/13	at Southern Miss	W	24-23
9/27/14	at UAB	W	34-20
9/26/15	at La Tech	L	17-27
10/1/16	Florida Atlantic	W	33-31
9/23/17	at Rice	W	17-13

### HERE'S TO 2017...

The 2017 football season was a banner year for the Panthers, as FIU matched the program record for wins (8) and earned the school's third bowl berth with its appearance in the Gasparilla Bowl.

Additionally, the Panthers finished 5-3 and second overall in the C-USA East Division, which marked the highest finish ever for the FIU football program in its C-USA history (2013-Present).

### STRIVING FOR HISTORY...

FIU has only earned back-to-back winning seasons once in the program's history, with the 2010 and 2011 squads stringing together consecutive winning seasons.

Furthermore, the Panthers have only earned seven or more wins three times over the course of 16 years.

### Winning Seasons at FIU

Year	Head Coach	Record
2017	Butch Davis	8-5
2011	Mario Cristobal	8-5
2010	Mario Cristobal	7-6

### REPLACING MCGOUGH...

The 2018 season will be a new era under center for the Panthers, as FIU seeks to replace its most prolific passer in program history, Alex McGough.

McGough was drafted in the seventh round of 2018's NFL Draft by the Seattle Seahawks.

### Where McGough Ranks at FIU

- >> Career leader in touchdown passes (65)
- >> Second for career completed passes (806)
- >> Second for career passing yards (9,091)
- >> Broke single-season record for yards (2,798) in 2017

### C-USA PRESEASON HONORS...

The Panther duo of Jordan Budwig and Fermin Silva picked up Conference USA Coaches Preseason honors, with the pair poised to close out their FIU careers with a stellar season.

Budwig led the offensive line last season to one of its best years on the ground in school history, as he helped the Panthers rush for 2,069 yards in 2017. The offensive guard was granted a fifth year prior to the 2018 season.

For Silva, the defensive end was the team leader in tackles-for-loss (14.0), sacks (7.0) and quarterback hurries (6) while also racking up 50 total tackles in 2017.

### PRESEASON WATCH LISTS...

Quarterback James Morgan and kicker Jose Borregales nabbed preseason watch list honors for their respective positions prior to the start of the 2018 season.

Morgan was named to the Johnny Unitas Golden Arm Award Watch List, with the potential of having a great season under head coach Butch Davis. Morgan transferred to FIU after graduating from Bowling Green last season and will have two years of eligibility. As a freshman, Morgan threw for over 2,000 yards at Bowling Green and set a program record with 16 touchdown tosses in only seven starts.

Borregales was named to the Lou Groza Award Watch List after earning an 83.3% accuracy rate last season, which was second-best in 2017 among FBS freshmen who attempted at least 15 field goals. Overall, the kicker booted 15 of his 18 attempts last season through the uprights.

## YEAR TWO SUCCESS FOR DAVIS...

The FIU football program enters año dos in the Butch Davis era, which historically has been a very good season for Davis during his head coaching career.

At Miami (1996), Davis led the team to a 9-3 record and a share of the Big East title, while at North Carolina (2008) he turned around the Tar Heels for an 8-5 mark and earned the program's first ranking in almost seven years. Furthermore, Davis earned success in his second season with the Cleveland Browns as well, as he led the squad to a 9-7 record and a NFL playoff berth in 2002 -- the last since for the organization.

School (Affiliation)	Year	Record
FIU (NCAA)	2018	???
North Carolina (NCAA)	2008	8-5
Cleveland Browns (NFL)	2002	9-7
Miami (NCAA)	1996	9-3

## WHERE DAVIS STACKS UP...

There were 22 new head coaches hired for the 2017 season in the FBS. Only six won at least seven games. Just five have won more games than FIU's Butch Davis

### 2017 First-Year FBS Head Coaches

Coach	School	Record
Lincoln Riley	Oklahoma	12-2
Lane Kiffin	Florida Atlantic	11-3
Charlie Strong	South Florida	10-2
Jeff Tedford	Fresno State	10-4
Ed Orgeron	LSU	9-4
<i>Butch Davis</i>	<i>FIU</i>	<i>8-5</i>
Major Applewhite	Houston	7-5
Willie Taggart	Oregon	7-6

## CLUTCH CATS...

FIU finished the 2017 regular season leading the nation in red zone scoring offense, converting 98 percent of its red-zone chances (40-of-41), which included 30 touchdowns.

The Panthers picked up right where they left off in the season opener, going 3-of-3 to continue their streak dating back to Nov. 4, 2017. Overall, FIU has scored on 24-straight of its red zone trips.

## FORCING THE ISSUE...

FIU forced 13 turnovers and recorded 19 sacks in its last seven games of 2017, finishing the season with 15 forced miscues and 23 sacks registered.

This past Saturday, the Panthers earned one interception and xx sacks against the Hoosiers to carry on the turnover tradition from last season.

## RIGHT PLACE, RIGHT TIME...

Last season, the Panthers recovered 11 fumbles to rank 19th overall in the country and first in the C-USA. Former Panther and current New York Jet, Anthony Wint led the team with three recoveries in 2017.

## LAST TIME AGAINST ODU...

The Panthers and Monarchs have met five times on the gridiron, with ODU holding a slight lead in the all-time series 3-2. Last time out, the Panthers dropped a 37-30 decision at Riccardo Silva Stadium.

The Panthers entered halftime trailing 24-14, before a feverish second-half comeback that brought FIU back to within one point. ODU scored 13 unanswered points before a last second FIU touchdown, ultimately winning a 37-30 shootout.

Alex McGough led the aerial assault for the Panthers with 323 yards and three touchdowns. Alex Gardner added 95 yards and a touchdown on the ground.

## HALL SHINES IN OPENER...

Redshirt freshman Dorian Hall had quite the game to open his FIU career, as the safety earned one interception while making six tackles in his first start as a Panther. Hall's interception also marked a significant milestone, as he became the first freshman since 2002 to earn a pick in a season opener.

### Freshmen Who've Earned INT in Season Opener

Player	Opponent	Year
Nick Turnbull	St. Peter's	2002
Gentry Jackson	St. Peter's	2002
Dorian Hall	Indiana	2018

## ALEXANDER MOVES TO WR...

After beginning his career as a quarterback at FIU, redshirt junior Maurice Alexander made the switch from field general to wideout this season.

The transition has worked out so far for Alexander, as he earned his first career receiving touchdown in his first game at the new position.

### Alexander's 2018 Stats

Opponent	Rec.	Yds	TDs
vs. Indiana	4	25	1

# TEAM COMPARISON

## SERIES HISTORY

Overall:	.....	ODU, 3-2
In Miami:	.....	FIU leads, 2-1
In Norfolk:	.....	ODU leads, 2-0
First Meeting:	.....	11/8/14 at ODU (L/35-38)
Last Meeting:	.....	11/11/17 vs. ODU (L/30-37)
Last FIU Win:	.....	41-12 (10/24/15)
Last ODU Win:	.....	34-13 (9/1/16)

## STAT BREAKDOWN

Category	FIU	ODU
Points/Game	28.0	10.0
First Downs	22.0	18.0
Rushing Yards/Game	170.0	129.0
Passing Yards/Game	157.0	172.0
Total Off. Yards/Game	327.0	301.0
Total Yards Allowed/Game	465.0	591.0
Third Down Conv.	41.7%	18.8%
Turnovers Gained	1	1
Turnovers Lost	3	2
Red Zone Offense	100%	50.0%
Red Zone Defense	83.33%	80.0%
Time of Possession/Game	27:25	30:31
Penalty Yards/Game	70.0	75.0

## NCAA RANKING

Category	FIU	ODU
Points/Game	t78th	115th
First Downs	t70th	t101th
Rushing Yards/Game	68th	t93rd
Passing Yards/Game	104th	98th
Total Off. Yards/Game	97rd	107th
Total Yards Allowed/Game	95rd	117h
Third Down Conv.	t64th	119th
Turnovers Gained	57th	57th
Turnovers Lost	99th	71st
Red Zone Offense	t1st	t113rd
Red Zone Defense	57th	t53rd
Time of Possession/Game	95th	61st
Penalty Yards/Game	t83th	t90nd

*Stats as of September 4th, 2018*



## PANTHER TRENDS

### LEADING/TRAILING/TIED

Leading At Half.....	0-0
Trailing At Half.....	0-1
Tied At Half.....	0-0
Leading After 3rd Quarter.....	0-0
Trailing After 3rd Quarter.....	0-1

### SCORING

Scores First.....	0-1
Opponent Scores First.....	0-0
Shutout at Half.....	0-0
Holds Opp. Scoreless at Half.....	0-0
Scores 20+ Points.....	0-1
Scores Under 20 Points.....	0-0
Allows 20+ Points.....	0-1
Holds Opp. Under 20 Points.....	0-0

### TOTAL YARDS

Less Than 300 Yards.....	0-1
400+ Total Offense.....	0-0
500+ Total Offense.....	0-0
600+ Total Offense.....	0-0
Hold Opp. Less Than 300 Yards.....	0-0
Allow Opp. 400+ Yards.....	0-1
Allow Opp. 500+ Yards.....	0-0
Allow Opp. 600+ Yards.....	0-0

### RUSH YARDS

Less Than 100 Yards.....	0-0
100+ Yards Rushing.....	0-1
200+ Yards Rushing.....	0-0
300+ Yards Rushing.....	0-0
Holds Opp. Under 100 Yards.....	0-0
Allows 100+ Yards Rushing.....	0-0
Allows 200+ Yards Rushing.....	0-1
Allows 300+ Yards Rushing.....	0-0

### PASS YARDS

Less Than 200 Yards.....	0-1
200+ Yards Passing.....	0-0
300+ Yards Passing.....	0-0
400+ Yards Passing.....	0-0
500+ Yards Passing.....	0-0
Holds Opp. Under 200 Yards.....	0-0
Allows 200+ Yards Passing.....	0-1
Allows 300+ Yards Passing.....	0-0
Allows 400+ Yards Passing.....	0-0
Allows 500+ Yards Passing.....	0-0

### TURNOVERS

Has 0 Turnovers.....	0-0
Has 1 Turnover.....	0-0
Has 2 Turnovers.....	0-0
Has 3+ Turnovers.....	0-1
Forces 0 Turnovers.....	0-0
Forces 1 Turnover.....	0-1
Forces 2 Turnover.....	0-0
Forces 3+ Turnovers.....	0-0

## SAGE AGAINST THE MACHINE...

Redshirt junior Sage Lewis earned a monster game against Indiana, becoming a tackling machine against the Hoosiers to earn 18 total tackles for the game. The linebacker's total is tied for first in the nation, while tying for fifth-most in a single game at FIU.

### Most Tackles in a Single Game

No.	Player	Date	Tackles
1.	John Haritan	9/11/04	21
2.	Keyonvis Bouie	10/28/06	20
3.	Michael Dominguez	11/17/07	19
t3.	Keyonvis Bouie	11/5/06	19
5.	Sage Lewis	9/1/18	18
t5.	Keyonvis Bouie	12/3/06	18
t5.	Keyonvis Bouie	11/18/06	18
t5.	Keyonvis Bouie	10/20/06	18
9.	Winston Fraser	10/18/11	17
10.	Wendy Napoleon	10/7/06	16
t10.	John Haritan	10/26/02	16
t10.	Nick Turnbull	9/7/02	16

## THE FUTURE IS BRIGHT...

Head coach Butch Davis had quite the haul for his first recruiting class at FIU, with the Panthers topping C-USA with the best recruiting class in the league. Additionally the 2018 class ranked 67th nationally.

### Top Recruits From Class of 2018

No.	Player	Pos.	Yr.	Rating
93	Teair Tart	DL	R-Jr.	4*
97	Tayland Humphrey	DL	R-Jr.	4*
44	Cadarius Gaskin	WR	Fr.	3*
26	Jamal Anderson	DB	Fr.	3*
52	Donovan Georges	LB	Fr.	3*
77	D'Antne Demery	OL	So.	3*
88	Sterling Palmer	TE	Fr.	3*

## SILVA SHINING...

Defensive end Fermin Silva earned second team All-CUSA honors in 2017 after having his best season as a Panther. Silva posted a team-best 14.0 tackles for loss and tied for second on the team in sacks with 7.0.

### Quarterback Sacks

1.	9.5	Jarvis Wilson (9-1/65)	2010
	9.5	Antwan Barnes (8-3/72)	2005
3.	8.0	Mike Wakefield (7-2/54)	2014
4.	7.5	Mike Wakefield (7-1/41)	2015
	7.5	Alexander Bostic (7-1/54)	2006
6.	7.0	Fermin Silva (6-2/30)	2017
7.	6.5	Tourek Williams (5-3/56)	2012
	6.5	Denzell Perine (4-5/33)	2014
9.	6.0	Antwan Barnes (6-0/51)	2006
	6.0	Tourek Williams (5-2/36)	2010

## HIP-HIP-JOSE...

Redshirt sophomore kicker Jose Borregales had an impressive first season with the Panthers last year. The Miami native led the Panthers in scoring with 82 points on the year, which ranked as the third-most for a FIU kicker in school history.

Borregales connected on 14-of-16 field goals and 40-of-40 extra point attempts. The 40 PATs in 2017 ranked as the second most in a single-season among Panther kickers.

### Field goal %

1.	87.5	Jose Borregales (14-16)	2017-Present
2.	77.4	Jack Griffin (48-62)	2009-12
3.	71.4	Austin Taylor (45-63)	2013-16
4.	64.1	Adam Moss (41-64)	2002-05
5.	61.7	Dustin Rivest (29-47)	2006-09

## WILSON IN THE RECORD BOOKS...

Stone Wilson currently ranks in the school's top 10 in various punting categories, including career punts (160 - 3rd), career punt yards (6,332 - 2nd), and career yards-per-punt (39.60 - 3rd).

### Career Punts

1.	176	Josh Brisk (176-7,119)	2010-12
2.	163	Doug Jones (163-5,907)	2002-04
t2.	163	Stone Wilson (163-6,464)	2015-Present
4.	142	Carlos Munera (142-5,968)	2008-09
5.	129	Chris Cook (129-4,949)	2006-07

### Career Punt Yards

1.	7,119	Josh Brisk (176-7,119)	2010-12
2.	6,332	Stone Wilson (163-6,464)	2015-Present
3.	5,968	Carlos Munera (142-5,968)	2008-09
4.	5,907	Doug Jones (163-5,907)	2002-04
5.	4,949	Chris Cook (129-4,949)	2006-07

### Career Average Per Punt (Minimum 60 punts)

1.	42.03	Carlos Munera (142-5,968)	2008-09
2.	40.55	Josh Brisk (175-7,097)	2010-12
3.	39.66	Stone Wilson (163-6,464)	2015-Present
4.	38.36	Chris Cook (129-4,949)	2006-07
5.	36.57	Chris Patullo (67-2,450)	2005-06

# RICCARDO SILVA STADIUM/PLAYER HONORS



## >> RICCARDO SILVA STADIUM

Designed by Rossetti Architects, the stadium has a 6,500-square-foot Panther Club on the ground level, an upper concourse for additional fan seating and concessions, a jumbotron scoreboard, and 19 luxury suites. Seating includes chair-back seats and bench seating, all with backrests.

FIU Community Stadium was the first dedicated sports facility at the school, replacing Tamiami Field. Construction officially began on July 24, 1994 and the facility opened on September 24, 1995, as a 7,500-seat football and track stadium. It was built as a joint venture between FIU, Miami-Dade County Public Schools, Miami-Dade Parks, and the Miami-Dade County Youth Fair.

In anticipation of the inaugural FIU Golden Panthers football season in fall 2002, the university placed movable bleachers around the stadium's all-weather running track in 2001, which increased the stadium's capacity to 17,000 seats.

In 2007, the university announced a major expansion and redesign for FIU Stadium. The redesign of FIU Stadium would increase the stadium's capacity to 45,000 fans, to be built in phases. For the first phase of the expansion, the school demolished a large portion of the original 1995 stadium. The west, south and east sides of FIU Stadium were taken down and construction began on the new, permanent stadium. The expansion was completed in September 2008 for the 2008 football season. Phase one increased the stadium's capacity from 17,000 fans to 18,000, including 1,500 club seats. During construction, the 2007 football team played its home games in the Miami Orange Bowl.

The new facility opened for the first home game of the 2008 football season against the South Florida Bulls on Sept. 20. The Panthers lost 17-9 in front of a crowd of 16,717. The team won its first game in

the new stadium FIU finished its first season in the new stadium with three wins and two losses.

In 2009, the university began the second phase of the stadium expansion, which included the construction of a new football field house. Renovations were completed in 2012 and the capacity increased to 20,000 seats.

In April 2011, the field was named Alfonso Field after alumnus David F. Alfonso. The facility also includes a two-story, 50,000-square-foot field house, named for trustee R. Kirk Landon, which includes a 14,000-square-foot weight room. The stadium also includes 8,500 square feet of locker rooms, an equipment room, a full-service athletic training facility, a ticket office, a merchandise area, and an FIU Athletics Hall of Fame.

In 2017, the university agreed to a five year deal to rename the stadium after Riccardo Silva, part owner of Miami FC, which also plays at the stadium. Before the deal, Silva had donated \$3.76 million for various improvements to the stadium including a new playing surface and Jumbotron video scoreboard.

The newly re-named stadium's home opener featured a performance by Grammy nominated Latin star Maluma. Maluma returned to the stadium in April 2018 to record the video for the Spanish language version of Jason Derulo's World Cup 2018 anthem.

### LARGEST HOME CROWDS IN FIU HISTORY

Attendance	Date	Opponent	Result
1. 22,682	Oct. 1, 2011	Duke	L/31-27
2. 20,205	Sept. 12, 2011	UCF	W/17-10
3. 19,872	Sept. 11, 2010	Rutgers	L/19-14
4. 18,524	Sept. 24, 2016	UCF	L/61-14
5. 17,962	Oct. 24, 2015	ODU	W/41-12

## 2018 HONORS

**JOSE BORREGALES >> K/P >> R-SO**  
Lou Groza Award Watch List

**JORDAN BUDWIG >> OL >> GRADUATE**  
C-USA Coaches' Preseason Team

**JAMES MORGAN >> QB >> REDSHIRT JUNIOR**  
Johnny Unitas Golden Arm Watch List

**FERMIN SILVA >> DL >> JUNIOR**  
C-USA Coaches' Preseason Team

## PRO PANTHERS

Player	Pos.	Team	Yrs.
Johnathan Cyprien	SS	Titans	6
T.Y. Hilton	WR	Colts	7
Dieugot Joseph*	OT	Jets	2
Pharoah McKeever*	TE	Browns	1
Alex McGough*	QB	Seahawks	1
Jonnu Smith	TE	Titans	2
Anthony Wint*	LB	Jets	1

\* Practice squad



## ASSOCIATED PRESS

RK	SCHOOL	PTS	W-L	PR
1	Alabama (48)	1511	1-0	1
2	Clemson (12)	1476	1-0	2
3	Georgia	1350	1-0	3
4	Ohio State	1262	1-0	5
5	Wisconsin (1)	1258	1-0	4
6	Oklahoma	1251	1-0	7
7	Auburn	1236	1-0	9
8	Notre Dame	1080	1-0	12
9	Washington	870	0-1	6
10	Stanford	865	1-0	13
11	LSU	801	1-0	25
12	Virginia Tech	777	1-0	20
13	Penn State	768	1-0	10
14	West Virginia	762	1-0	17
15	Michigan State	684	1-0	11
16	TCU	632	1-0	16
17	USC	628	1-0	15
18	Mississippi State	538	1-0	18
19	UCF	407	1-0	21
20	Boise State	391	1-0	22
21	Michigan	318	0-1	14
22	Miami	241	0-1	8
23	Oregon	217	1-0	24
24	South Carolina	125	1-0	NR
25	Florida	89	1-0	NR

## USA TODAY COACHES

RK	SCHOOL	W-L	PTS	PR
1	Alabama (59)	1-0	1572	1
2	Clemson (3)	1-0	1498	2
3	Georgia	1-0	1414	4
4	Ohio State (1)	1-0	1398	3
5	Oklahoma	1-0	1312	5
6	Wisconsin	1-0	1249	7
7	Auburn	1-0	1219	10
8	Notre Dame	1-0	1077	11
9	Stanford	1-0	909	13
10	Penn State	1-0	893	9
11	Washington	0-1	800	6
12	USC	1-0	766	15
13	Michigan State	1-0	733	12
14	Virginia Tech	1-0	730	17
15	LSU	1-0	724	24
16	TCU	1-0	699	16
17	West Virginia	1-0	612	20
18	Mississippi State	1-0	531	18
19	Boise State	1-0	362	22
20	UCF	1-0	339	23
21	Miami	0-1	277	8
22	Michigan	1-0	227	14
23	Oklahoma State	1-0	225	25
24	South Carolina	1-0	189	NR
25	Florida	1-0	138	NR

## FIU IN THE POLLS

WEEK	AP	COACHES
Preseason	NR	NR
Week 1	NR	NR



## 2018 CONFERENCE STANDINGS

### EAST DIVISION

Team	Conf.	CPct.	Overall	Pct.
Charlotte	0-0	0.000	1-0	1.000
Marshall	0-0	0.000	1-0	1.000
Old Dominion	0-0	0.000	0-1	.000
FIU	0-0	0.000	0-1	.000
Middle Tennessee	0-0	0.000	0-1	.000
Florida Atlantic	0-0	0.000	0-1	.000
WKU	0-0	0.000	0-1	.000

### WEST DIVISION

Team	Conf.	CPct.	Overall	Pct.
UAB	0-0	0.000	1-0	1.000
Southern Miss	0-0	0.000	1-0	1.000
North Texas	0-0	0.000	1-0	1.000
Louisiana Tech	0-0	0.000	1-0	1.000
Rice	0-0	0.000	1-1	.500
UTEP	0-0	0.000	0-1	.000
UTSA	0-0	0.000	0-1	.000



On Nov. 15, 2016, Butch Davis was named the fourth head coach of the FIU football program, returning to South Florida where he made a name for himself as one of the premier minds in football.



In just one season at FIU, Davis' impact on the program was felt as the Panthers matched a school record in wins (8) and earned the school's third bowl berth – the first since the 2011 season. The 8-5 mark was the best record of any first-year head coach at FIU. He also led FIU to a 5-3 record in Conference USA play, which was good enough for a second-place finish in the C-USA East Division. FIU finished the 2017 regular season leading the nation in red zone scoring offense converting 98 percent of its red-zone chances (40-of-41), which included 30 touchdowns.

Davis' 2017 FIU squad not only matched the school record in wins, but the 2017 Panthers finished the regular season throwing for the most passing yards (3,031) and rushing for the second-most yards (2,069) in school history. The offense also totaled the second-most yards (5,100) and FIU scored the second-most points (333) in a season. Defensively, the Panthers' 23 sacks ranked eighth in a single-season and the 75 tackles for loss tied for seventh.

The success of Davis' first season led FIU to having the No. 1 ranked 2018 signing class in Conference USA and 67th nationally, which also ranked tops among all C-USA teams.

Davis also saw 12 Panthers earn All-CUSA honors highlighted by first team wide receiver Thomas Owens. Quarterback Alex McGough, left guard Jordan Budwig, linebacker Anthony Wint and cornerback Brad Muhammad earned second team All-CUSA honors while another six Panthers garnered honorable mention recognition and freshman Bryce Singleton made the All CUSA Freshman Team. McGough became the first quarterback in FIU history to be taken in the NFL draft when he was selected in the seventh round by the Seattle Seahawks.

Davis came to FIU after serving as a college football studio analyst, while also contributing to coverage on College Football Live, ESPN Radio, ESPN.com and SportsCenter since 2014. Before joining ESPN, Davis served as a consultant to former Tampa Bay Buccaneers Head Coach Greg Schiano during the 2012 and 2013 seasons.

Prior to FIU, Davis had last walked the college sidelines as head coach at the University of North Carolina (2007-10) where he not only backed up his reputation of rebuilding programs but made just as big of an impact off the field as well. Davis quickly rejuvenated the fan base in Chapel Hill and brought excitement to every Saturday at Kenan Stadium. Beginning with his first Carolina recruiting class in 2007, which many analysts ranked among the top 10 in the country, Davis connected with student-athletes and fans alike with his brand of fast, hard-nosed, disciplined football.

Carolina improved from 4-8 in 2007 to 8-5 in 2008, the sixth-best turnaround in the country. The Tar Heels won games over bowl teams Rutgers, Miami, Connecticut, Notre Dame, Boston College and Georgia Tech and were



## HEAD COACH BUTCH DAVIS

# 2011

FIU EARNED ITS FIRST BOWL BID SINCE THE 2011 SEASON AND THE THIRD OVERALL FOR THE PROGRAM

# 8

FIU'S EIGHT WINS IN 2017 TIED A PROGRAM RECORD FOR VICTORIES, TYING THE 2011 TEAM'S MARK

# 1ST

AFTER A SUCCESSFUL 2017, BUTCH DAVIS EARNED THE NO. 1 RANKED RECRUITING CLASS IN THE C-USA

in the hunt for the 2008 ACC championship until the final week of the season. Carolina's eight wins were its most since 2001. The Tar Heels earned an invitation to the Meineke Car Care Bowl in Charlotte, their first postseason game since 2004.

Davis led the 2009 Tar Heels to another 8-4 regular season record and a second-straight bowl appearance, the first time since the 1997-1998 seasons that UNC had made consecutive bowl appearances. In the Meineke Car Care Bowl, UNC fell to Pittsburgh giving UNC another 8-5 final record. North Carolina posted a third-consecutive 8-5 season in 2010 and its third-straight trip to a bowl game, capping the season with a thrilling 30-27 double-overtime win over Tennessee in the Franklin American Mortgage Music City Bowl. It was the Tar Heels' first bowl victory in nine years.

Davis was head coach for six seasons at Miami (1995-2000) and led the Hurricanes to a 51-20 record, three Big East Conference championships and four postseason bowl wins in as many appearances. He took over a Miami program faced with NCAA sanctions that restricted the number of scholarships in his first three

seasons. However, his Hurricane teams finished ranked in the Associated Press Top 25 on four occasions, including No. 2 in the nation in 2000, when the Canes went 11-1 and beat Florida, 37-20, in the Sugar Bowl.

In his first year in Coral Gables, Davis helped the Canes earn a share of the Big East Conference Championship by winning seven straight games to close the 1995 season. The team would have received an invitation to a BCS bowl game, however, Miami declined the invitation due to NCAA sanctions previously approved by university officials for violations prior to Davis' arrival.

Davis again led Miami to a share of the Big East title in 1996 and catapulted the Hurricanes to a top 20 ranking and their first bowl victory in five years with a 31-21 win over Virginia in the Carquest Bowl. The following season he led Miami to a 46-23 win over North Carolina State in the 1998 Micron PC Bowl.

Davis' 1999 squad began the year with a 23-12 victory over Ohio State in the Kickoff Classic and capped the season with a 28-13 victory over Georgia Tech in the Toyota Gator Bowl, the Hurricanes' first New Year's Day bowl game under Davis.



In his final year at Miami (2000), the Hurricanes posted an 11-1 mark, including a 37-20 victory over Florida in the Nokia Sugar Bowl. That team was second in the nation in scoring, fifth in total offense, fifth in scoring defense and eighth in pass defense.

Davis left Coral Gables following the 2000 season to join the Cleveland Browns. In his first season in Cleveland in 2001, Davis led his young team to an impressive 7-9 record. Cleveland led the NFL in takeaways with 42, including a league-high and team-record 33 interceptions. Cleveland was Davis' second stint in the NFL. He was a defensive assistant with the Dallas Cowboys from 1989-94 and was defensive coordinator in 1993 and 1994. The Cowboys won consecutive Super Bowls in 1992 and 1993 and played in one other NFC championship game.

Davis was defensive line coach at Miami from 1984-88 under head coach Jimmy Johnson, whom he also coached under for five years in Dallas and five years at Oklahoma State. The Hurricanes went 52-9 in those five years and won the national championship after beating Oklahoma in the Orange Bowl to cap a perfect 12-0 record in 1987. Davis entered the collegiate coaching ranks on the offensive side of the ball as an assistant on Johnson's Oklahoma State University teams from 1979-83. At Oklahoma State, Davis coached receivers and tight ends while also serving as recruiting coordinator.

Davis played college football at the University of Arkansas for Coach Frank Broyles, but his career was cut short due to a knee injury. He earned a bachelor's degree in biology and life science in 1974. His coaching career began as a volunteer assistant in 1973 at Fayetteville High School in Arkansas.

Paul Hilton (Butch) Davis is a native of Tahlequah, Oklahoma. Davis and his wife, Tammy, have a son, Drew, who is the tight ends coach on the Panthers' coaching staff.

## BUTCH DAVIS YEARLY COACHING HISTORY

2017-present	FIU	Head Coach
2007-10	University of North Carolina	Head Coach
2001-04	Cleveland Browns	Head Coach
1995-2000	University of Miami	Head Coach
1989-94	Dallas Cowboys	Assistant Defensive Line 1989-92 Defensive Coordinator/Linebackers 1993-94
1984-88	University of Miami	Assistant (Defensive Line)
1979-83	Oklahoma State	Assistant (Tight ends, Receivers)
1978	Tulsa Rogers (Okla.) H.S.	Head Coach
1976-77	Sand Springs (Okla.) H.S.	Assistant (Offensive Line, Outside Linebackers)
1974-75	Pawhuska (Okla.) H.S.	Assistant (Offensive, Defensive Line)
1973	Fayetteville (Ark.) H.S.	Volunteer Assistant (Receivers)

## YEAR-BY-YEAR COLLEGIATE HEAD COACHING RECORD

2017 (FIU)	8-5	First FIU Bowl bid since 2011; School record 8 wins
2010 (UNC)	8-5	First bowl victory for Carolina in nine seasons
2009 (UNC)	8-5	UNC made back-to-back bowl games for first time in a decade
2008 (UNC)	8-5	Back in rankings for the first time since 2001
2007 (UNC)		4-8
2000 (UM)	11-1	Ranked #2 in both polls Big East champions
1999 (UM)	9-4	Ranked #15 in both polls
1998 (UM)	9-3	Ranked #20 AP, #21 coaches
1997 (UM)		5-6
1996 (UM)	9-3	Ranked #14 in both polls Big East co-champions
1995 (UM)	8-3	Ranked #20 AP Big East co-champions

## SCHOOL BREAKDOWN

FIU (2 years)	8-6
UNC (4 years)	28-23
UM (6 years)	51-20
<b>Total</b>	<b>87-49</b>

## PRE- AND POSTSEASON HISTORY

<b>FIU (HEAD COACH)</b>	
2017	Bad Boy Mowers Gasparilla Bowl vs. Temple

## NORTH CAROLINA (HEAD COACH)

2010	Music City vs. Tennessee
2009	Meineke Car Care vs. Pittsburgh
2008	Meineke Car Care vs. West Virginia

## MIAMI (HEAD COACH)

2001	Sugar vs. Florida
2000	Gator vs. Georgia Tech
1999	Kickoff Classic vs. Ohio State
1998	Micron PC vs. NC State
1996	Carquest vs. Virginia

## MIAMI (ASSISTANT COACH)

1989	Orange vs. Nebraska
1988	Orange vs. Oklahoma
1987	Fiesta vs. Penn State
1986	Sugar vs. Tennessee
1985	Fiesta vs. UCLA

## OKLAHOMA STATE (ASSISTANT COACH)

1983	Bluebonnet Bowl vs. Baylor
1981	Independence Bowl vs. Texas A&M

## SUPER BOWLS

Dallas Cowboys, Super Bowl XXVII vs. Buffalo (assistant coach)
Dallas Cowboys, Super Bowl XXVIII vs. Buffalo (defensive coordinator)

## 1ST ROUND DRAFT PICKS COACHED OR RECRUITED BY DAVIS

Miami (28): Ray Lewis (LB), Yatil Green (WR), Kennard Lang (DE), Kenny Holmes (DE), Duane Starks (CB), Edgerrin James (RB), Bubba Franks (TE), Dan Morgan (LB), Damion Lewis (DT), Santana Moss (WR), Reggie Wayne (WR), Bryant McKinnie (DT), Jeremy Shockey (TE), Phillip Buchannon (CB), Ed Reed (S), Mike Rumph (CB), Andre Johnson (WR), Jerome McDougle (DE), Willis McGahee (RB), William Joseph (DT), Sean Taylor (S), Kellen Winslow (TE), Jonathan Vilma (LB), D.J. Williams (LB), Vernon Carey (DT), Vince Wilfork (DT), Antrel Rolle (CB), Kelly Jennings (CB)

North Carolina (7): Kentwan Balmer (DT), Hakeem Nicks (WR), Robert Quinn (DE), Quinton Coples (DE), Jonathan Cooper (OG), Sylvester Williams (DT), Eric Ebron (TE)

## OFFENSE

Pos.	No.	Player	Ht.	Wt.	Cl.	Notable
WR >>>	9	Bryce Singleton	5-10	193	So.	Played in 12 games last season, starting 4 times. Caught 17 passes for 228 yards and 3 TDs
	11	C.J. Worton	6-0	183	R-Jr.	Earned five catches for 69 yards, with a long of 25 against Indiana
WR >>>	15	Austin Maloney	5-11	190	R-Jr.	Played in 13 games last season, starting 5 times. Caught 21 passes for 304 yards in 2017
	19	Shemar Thornton	5-11	182	So.	Despite only playing in 6 games last season, caught 10 passes for 164 yards and 2 TDs
LT >>>	65	Daquane Wilkie	6-4	275	R-Sr.	Played in 11 games last season, starting 10 times on the Panther offensive line
	77	D'Antne Demery	6-5	320	So.	Earned his first career start last time out, playing at left tackle
LG >>>	66	Jordan Budwig	6-4	311	Gr.	Played and started in all 13 games on the Panther offensive line in 2017
	62	Mershawn Miller	6-2	313	R-Fr.	Was redshirted in 2017, played against Indiana
C >>>	60	Dallas Connell	6-3	285	Jr.	Played in all 13 games last season, earned the start against Indiana
	76	Neal Mars	6-3	305	Sr.	Played and started in 11 games last season, missing the final 2 games for the Panthers
RG >>>	74	Shacquille Williams	6-5	310	R-Jr.	Earned his first career start against Indiana
	55	Shane McGough	6-2	302	R-So.	Played in 9 games last year, with his 2 starts coming against UMass and Temple to end 2017
RT >>>	79	Kai Absheer	6-5	310	R-Sr.	Started 12 times last season, also earned the start against Indiana
	58	Devontay Taylor	6-4	305	R-So.	Saw action in 7 games in 2017, while starting 3 times to close out the regular season
TE >>>	88	Sterling Palmer	6-6	235	Fr.	Started in his first career game, earned three catches for 12 yards against Indiana
	89	Christian Vinson	6-5	220	Sr.	Did not record any stats against Indiana
FB >>>	32	Colin Olsen	6-0	228	Jr.	Played in all 13 games last season, mostly on special teams. Recorded 4 total tackles
	84	David O'Meara	6-5	245	Fr.	Rated as a two-star recruit coming out of high school, playing at Lawton Chiles in Tallahassee
RB >>>	23	Napoleon Maxwell	6-0	215	R-Sr.	Had four rushes for 17 yards against Indiana
	2	Anthony Jones	5-11	225	R-Sr.	Earned his first two touchdown game last time out. Missed all of 2017 due to injury
QB >>> or	8	Christian Alexander	6-3	225	R-Jr.	Went 6-for-8 against Indiana, throwing for 67 yards and rushing for seven yards
	12	James Morgan	6-4	213	R-Jr.	Earned the start last time out, threw for 90 yards and one touchdown on 11-of-20 passing

## DEFENSE

Pos.	No.	Player	Ht.	Wt.	Cl.	Notable
DE >>>	96	Josh Little	6-4	260	R-Jr.	Collected three tackles against Indiana, with all three being solos
	90	Noah Curtis	6-5	248	So	Earned four total tackles against Indiana, with two being solos and two being assists
DT >>>	97	Tayland Humphrey	6-5	350	R-Jr.	Earned one tackle against Indiana
	99	Jermaine Sherriff	6-2	275	R-Sr.	Started versus the Hoosiers, earning two tackles
DT >>>	91	Anthony Johnson	6-3	291	R-Sr.	Started against Indiana, earning four total tackles. Also earned a sack against the Hoosiers
	93	Teair Tart	6-3	290	R-Jr.	Earned one tackle in his first game with the Panthers on the defensive line
DE >>>	98	Jordan Woods	6-4	275	R-So.	Earned four total tackles in his first game at FIU, with one being for loss
	94	Kevin Oliver	6-4	243	So.	Started for FIU at defensive end versus Indiana, but did not record any tackles
WLB >>>	7	Fermin Silva	6-2	235	Sr.	Started at defensive end against Indiana, earning four total tackles with one being for loss
	5	Edwin Freeman	6-1	250	Gr.	Started at linebacker against the Hoosiers, collecting three tackles on the night
MLB >>>	59	Jamal Gates	6-2	225	Jr.	Claimed three tackles against Indiana, with two being assists
	3	Sage Lewis	6-1	240	Jr.	Racked up 18 tackles against Indiana, tying for 5th-most in a game at FIU. Tied for nation lead
SLB >>>	59	Jamal Gates	6-2	225	So.	Claimed three tackles against Indiana, with two being assists
	45	Rocky Jacques-Louis	6-3	205	Fr.	Collected five tackles against Indiana, earning four solos
CB >>>	48	Josh Powell	5-11	194	So.	Earned two tackles against the Hoosiers
	4	Isaiah Brown	6-1	185	Jr.	Played in 5 games, starting 2 times before suffering a season-ending injury
CB >>>	35	Rishard Dames	5-11	165	So.	Played in 7 games in 2017, earning 1 tackle in limited action
	20	Emmanuel Lubin	6-1	190	Sr.	Started against Indiana, picking up one tackle in the game
FS >>>	21	Stantley Thomas-Oliver III	6-2	184	Jr.	Collected two tackles against Indiana
	38	Richard Dames	5-11	185	So.	Earned the start against Indiana, collecting seven tackles from the secondary
SS >>>	31	Tyree Johnson	5-9	185	Jr.	Played in all 13 games for the Panthers last season. Earned 17 total tackles in 2017
	10	Olin Cushion III	5-8	176	Jr.	Earned the start against Indiana, earning three tackles
	36	Dorian Hall	6-4	190	R-Fr.	Earned an interception against Indiana, while racking up six total tackles in his first career game

## SPECIAL TEAMS

Pos.	No.	Player	Ht.	Wt.	Cl.	Notable
P >>>	6	Stone Wilson	5-10	180	Sr.	Boomed three punts against Indiana, averaging 44.0 per kick with a long of 50
	39	Sean Young	6-1	190	R-Jr.	Had four kickoffs versus Indiana, with three going for touchbacks
K >>>	30	Jose Borregales	5-10	206	R-So.	Was 4-of-4 on extra point attempts against Indiana
	39	Sean Young	6-1	190	R-Jr.	Had four kickoffs versus Indiana, with three going for touchbacks
or	98	Estin Thiele	6-1	176	Fr.	True freshman from Menendez HS in St. Augustine, Florida
KO >>>	39	Sean Young	6-1	190	R-Jr.	Had four kickoffs versus Indiana, with three going for touchbacks
	30	Jose Borregales	5-10	206	R-So.	Had 5 kickoffs last season, averaging 58.6 yards per boot. Also had 1 touchback
KR >>>	23	Napoleon Maxwell	6-0	215	R-Sr.	Returned one kickoff for five yards against Indian
	24	D'Vonte Price	6-2	194	So.	Had 1 kickoff return last year, going for 17 yards
PR >>>	2	Anthony Jones	5-11	225	R-Sr.	Sidelined all of 2017 due to injury. Has gained 805 yards on 164 carries and 6 TDs prior to injury
	9	Bryce Singleton	5-10	193	So.	Had 1 punt return for 5 yards last year
LS >>>	16	Tony Gaiter IV	5-9	185	Jr.	Had 7 punt returns for an average of 6.1 yards
	61	Tommy Zozus	6-0	236	R-Fr.	Was redshirted last year
or	50	Johnathan Scandrett	5-8	197	R-Jr.	Transferred to FIU from Delaware State
HOLD >>>	6	Stone Wilson	5-10	180	Sr.	Served as the primary holder last season
	8	Christian Alexander	6-3	225	R-Jr.	Went 6-for-8 against Indiana, throwing for 67 yards and rushing for seven yards



No.	Player	Pos.	Height	Weight	Class	Hometown/Previous School/College
1	Maurice Alexander	WR	5-11	180	R-Jr.	Florida City, Fla. / Booker T. Washington HS
2	Anthony Jones	RB	5-11	215	R-Sr.	Miami, Fla. / Miami Central HS
3	Sage Lewis	LB	6-1	240	R-Jr.	Opa-Locka, Fla. / Monsignor Pace HS
4	Isaiah Brown	CB	6-1	185	Jr.	Tampa, Fla. / Tampa Bay Tech
5	Edwin Freeman	LB	6-0	250	Gr.	Arlington, Texas/ Bowie HS / Texas
5	Demarcus Townsend	RB	5-10	215	Fr.	Naples, Florida/Palmetto Ridge HS
6	Stone Wilson	P/K	5-10	180	Sr.	Nokomis, Fla. / IMG Academy
7	Fermin Silva	DL	6-2	235	Sr.	Miami, Fla. / Miami Central HS
7	Kaylan Wiggins	QB	6-2	200	R-Fr.	Sanford, Fla. / Seminole HS
8	Christian Alexander	QB	6-3	225	R-Jr.	Lakeland, Fla. / Lakeland Christian
9	Bryce Singleton	WR	5-10	193	So.	Hilton Head Island, S.C. / Hilton Head Island HS
10	Olin Cushion III	S	5-8	176	Jr.	Miami, Fla. / Miami Central HS
10	Tanner Watson	QB	6-3	177	Fr.	Jacksonville, Fla. / Atlantic Coast HS
11	Christian Irving	DB	5-10	197	R-Jr.	Lauderdale Lakes, Fla. / American Heritage HS / Wyoming
11	CJ Worton	WR	6-0	183	R-Jr.	Homestead, Fla. / South Dade HS/ Florida
12	James Morgan	QB	6-4	213	Gr.	Green Bay, Wisc. / Ashwaubenon HS / Bowling Green
13	Darius Philon	WR	5-10	161	R-Jr.	Winter Haven, Fla. / Winter Haven HS
14	Darrius Scott	WR	5-11	195	Jr.	Miami, Fla. / Booker T. Washington HS
15	Quentin Bessent Jr.	DB	5-10	156	R-Jr.	Titusville, Fla. / Merritt Island / Huntingdon College
15	Austin Maloney	WR	5-11	190	R-Jr.	Miami, Fla. / Christopher Columbus HS
16	Tony Gaiter IV	WR	5-9	185	Jr.	Richmond Heights, Fla. / Westminster Christian
17	Caleb Lynum	QB	6-2	195	Fr.	Miami, Florida / East Ridge HS
17	Lewlin Irving Jr.	DB	5-9	193	R-Sr.	Tarmac, Fla. / JP Taravelle / Bethune-Cookman
18	Malik Tyson	DB	6-2	195	R-So.	Tampa, Fla. / Robinson HS
19	Shemar Thornton	WR	5-11	182	So.	Miami, Fla. / Hallandale HS
20	Emmanuel Lubin	DB	6-1	190	Sr.	Miami, Fla. / North Miami Beach HS
21	Stanley Thomas-Oliver III	DB	6-2	184	Jr.	Punta Gorda, Fla. / Charlotte HS
22	Shawndarrius Phillips	RB	5-11	225	Jr.	Delray Beach, Fla. / Atlantic Community HS
23	Isaiah Hill	S	5-11	195	Jr.	Tallahassee, Fla. / Florida State High
23	Napoleon Maxwell	RB	6-0	215	Gr.	St. Petersburg, Fla. / Admiral Farragut Academy
24	D'Vonte Price	RB	6-2	194	So.	Punta Gorda, Fla. / Charlotte HS
25	Aris Duffey	DB	5-11	178	R-So.	St. Augustine, Fla. / Nease HS / App. State
26	Jamal Anderson	DB	6-2	180	Fr.	Homestead, Florida / South Dade HS
27	Benny McCray	CB	6-2	185	R-Fr.	Clermont, Fla. / East Ridge HS
28	Jesson Walker	DB	6-1	170	Fr.	Southwest Brevard County, Florida / Rockledge HS
29	Jacob White	DB	6-0	175	R-Fr.	Punta Gorda, Fla. / Charlotte HS
30	Jose Borregales	K/P	5-10	206	R-So.	Miami, Fla. / Booker T. Washington HS
31	Tyree Johnson	DB	5-9	185	Jr.	Miami Gardens, Fla. / Miami Carol City HS
32	Collin Olsen	RB	6-0	228	Jr.	Port Orange, Fla. / Spruce Creek HS
33	Shaun Peterson, Jr.	RB	6-3	215	Fr.	Fort Lauderdale, Florida / Nova HS
34	Trent McGhee	DB	6-0	198	R-So.	Jacksonville, Fla. / Bolles HS
35	Rishard Dames	DB	5-11	165	So.	Miami, Fla. / Booker T. Washington HS
36	Dorian Hall	S	6-4	190	R-Fr.	Hollywood, Fla. / South Broward HS
37	Jordan Atkins	RB	5-9	188	Fr.	Miami, Fla./North Miami Beach HS
37	Romelo Brooks	LB	5-10	200	So.	Miami, Fla. / Miami Killian HS
38	Richard Dames	DB	5-11	185	So.	Miami, Fla. / Booker T. Washington HS
39	Sean Young	K/P	6-1	190	R-Jr.	Tampa, Fla. / Admiral Farragut Academy / ASA College Miami
40	Daniel Jackson	DB	6-2	200	So.	Apex, N.C. / Middle Creek HS
41	Shamar Munroe	DB	6-1	190	Fr.	Palmetto, Florida / Miami Palmetto HS
42	JoJo Louis	DB	5-11	196	Jr.	Bradenton, Fla. / Braden River HS
43	Shawn O'Gorman	WR	5-8	184	R-Jr.	Weeki Wachee, Fla. / Weeki Wachee
44	Cadarius Gaskin	WR	6-3	218	Fr.	Delray Beach, Fla. / Atlantic HS
45	Rocky Jacques-Louis	LB	6-3	205	Fr.	Fort Myers, Fla. / Dunbar HS
46	Milord Juste	DL	6-1	285	Sr.	Palm Beach Gardens, Fla. / Palm Beach Gardens
47	Rod Sylvestre	DB	5-11	193	R-Jr.	Margate, Fla. / UCF / Calvary Christian Academy
48	Josh Powell	DB	5-11	194	So.	Riviera Beach, Fla. / Suncoast
49	Ulice Gillard III	S	6-1	198	R-So.	Orlando, Fla. / Lake Nona
50	Johnathon Scandrett	LS	5-8	197	R-Jr.	Ellenwood, Ga./Woodland HS/Delaware State
51	Dimitry Prophete	LB	6-1	230	So.	Miami, Fla./Southridge
52	Donovan Georges	LB	6-1	240	Fr.	Hialeah, Florida/Champagnat Catholic
53	Tevin Jones	LB	6-4	220	R-Fr.	Miami, Fla. / Miami Norland
54	Khaliq Jacas	DL	6-2	230	R-Jr.	Port Lucie, Fla. / St. Lucie West Centennial / ASA College
55	Shane McGough	OL	6-2	302	R-So.	Tampa, Fla. / Gaither
57	Josh Colston	LB	6-2	239	Fr.	Crystal Beach, Fla./East Ridge HS
58	Devontay Taylor	OL	6-4	305	R-So.	Odessa, Fla. / Mitchell
59	Jamal Gates	LB	6-2	225	So.	Palm Beach Gardens, Fla. / Dwyer
60	Dallas Connell	OL	6-3	283	Jr.	Jacksonville, Fla. / First Coast
61	Tommy Zozus	LS	6-0	236	R-Fr.	Punta Gorda, Fla. / Charlotte
62	Mershawn Miller	OL	6-2	313	R-Fr.	Miami, Fla. / Miami Central

# 2018 ROSTER

No.	Player	Pos.	Height	Weight	Class	Hometown/Previous School/College
63	Jaylin Daphnis	OL	6-0	287	R-Fr.	Miami, Fla. / Miami Norland
64	Willa Pierre	OL	6-2	287	R-Fr.	Miami, Fla. / Booker T. Washington
65	Daquane Wilkie	OL	6-4	275	R-Sr.	Orlando, Fla. / Oak Ridge
66	Jordan Budwig	OG	6-4	311	Gr.	Ft. Lauderdale, Fla. / University School
67	John Bolding	OL	6-3	315	Fr.	Spring, Texas/Klein Oak H.S.
68	Tahj Brighthaupt	OL	6-7	374	So.	Miami, Fla./Broward College/Miami Central HS
70	Jason Jean	OL	6-4	290	R-Jr.	Miami, Fla./Miami Central/Marshall
71	Deion Eakins	OG	6-4	310	So.	Jacksonville, Fla. / Trinity Christian Academy
72	Davon Strickland	DL	6-1	263	Fr.	Hollywood, Fla./South Broward HS
73	Lyndell Hudson, Jr.	OL	6-6	300	Fr.	Brooksville, Florida/Central H.S.
74	Shacquille Williams	DL	6-5	310	R-Jr.	Charlotte, Fla. / The Academy at CTC / Dodge City (Kan.) CC
75	Rashad Colson	DL	6-5	310	R-Fr.	Miami, Fla. / Miami Norland
76	Neal Mars	OG/C	6-3	305	Sr.	Orange Park, Fla. / Fleming Island
77	D'Antne Demery	OL	6-5	320	So.	Brunswick, Ga./Brunswick HS/Hutchinson CC
78	Kameron Burns	DL	6-4	270	Fr.	Crawfordville, Florida/Wakulla H.S
79	Kai Absheer	OL	6-5	310	Gr.	Oakland Park, Fla. / St. Thomas Aquinas
80	Zach Armour	TE	6-3	220	R-So.	Cocoa, Fla. / Cocoa
81	Ivan Thomas	TE	6-3	225	Fr.	Miami, Florida/Miami Palmetto H.S.
82	Jordan Underwood	WR	6-0	180	Fr.	Apopka, Fla./Olympia HS
84	David D'Meara	TE	6-5	245	Fr.	Tallahassee, Florida/Chiles H.S.
85	DeAndre Williams	WR	5-10	180	R-Fr.	Miami, Fla. / Booker T. Washington
86	Carson Genal	TE	6-4	220	R-Fr.	Naples, Fla. / Gulf Coast
87	Maurquel Dillard	WR	6-0	185	Fr.	Fort Lauderdale, Florida/Stranahan H.S.
88	Sterling Palmer	TE	6-6	235	Fr.	Midlothian, Va./Fork Union Military
89	Christian Vinson	TE	6-5	220	Sr.	Ocala, Fla. / North Marion / Northland (Minn.) CC
90	Noah Curtis	DL	6-5	248	So.	Delray Beach, Fla. / American Heritage
91	Anthony Johnson	DL	6-3	291	R-Sr.	Kingsland, Ga. / Camden County
92	Jason Mercier	DL	6-3	262	Fr.	Boynton Beach, Fla./Atlantic HS
93	Teair Tart	DL	6-3	290	R-Jr.	Philadelphia, Pa./ West Philadelphia/Ellsworth C.C.
94	Kevin Oliver	DL	6-4	243	So.	Davie, Fla. / Western
95	Andrew Tarver	DT	6-1	295	R-So.	Powder Springs, Ga. / McEachern
96	Josh Little	DL	6-4	260	R-Jr.	Oklahoma City, Okla. / Trinity Christian Academy (Fla.) / Kansas State
97	Tayland Humphrey	DL	6-5	350	R-Jr.	Spring, Texas/ Klein Oak/Hutchinson CC
97	Thomas Leo	K/P	6-4	222	Fr.	Winter Garden, Fla. / East Ridge HS
98	Estin Thiele	P/K	6-1	176	Fr.	St. Augustine, Fla. / Pedro Menendez HS
98	Jordan Woods	DL	6-4	275	R-So.	Citra, Fla. / North Marion / Georgia Tech
99	Jermaine Sheriff	DL	6-2	275	R-Sr.	Ft. Lauderdale, Fla. / Hialeah

## COACHING STAFF

Butch Davis (Arkansas, '74)  
 Allen Mogridge (North Carolina, '99)  
 Brent Guy (Oklahoma State, '83)  
 Rich Skrosky (Ramapo College, '87)  
 Jeff Copp (Boise State, '01)  
 Tim Harris, Jr. (Miami, Fla., '08)  
 Aubrey Hill (Florida, '96)  
 Kenny Holmes (Miami, Fla., '97)  
 Eric Thatcher (Pittsburgh, '08)  
 James Vollono (Catholic Univ. of America, '03)  
 Drew Davis (Ole Miss, '16)  
 Brandon Taylor (FIU '15)  
 Drew Rodriguez (Penn State, '13)  
 Steven Ciocci (Wagner College, '12)  
 Kevin Gihon (Florida Atlantic, '15)

Head Coach : Nick Andrusisian (Fordham, '05)  
 Assistant Head Coach/Offensive Line : Thomas Carroll (Miami, Fla. '05)  
 Defensive Coordinator/Linebackers : Amanda Fernandez (Duquesne '13)  
 Offensive Coordinator/Quarterbacks : Matt Gerbert (Western Connecticut, '13)  
 Defensive Backs : Jed Keime (FIU, '12)  
 Running Backs : Joe Hausman (FIU '14)  
 Wide Receivers : Nick Stuhlmuller (FIU '17)  
 Defensive Line : Earl Little (Miami, Fla., '97)  
 Defensive Backs : Stacy Blickman (Westchester (Pa.), '16)  
 Special Teams Coordinator : Rodolfo Martinez  
 Tight Ends : Kevin O'Neill (Pittsburgh, '76)  
 Graduate Assistant : Paul Cipriano (North Central College, '13)  
 Graduate Assistant : Ayssa Roza (FIU '03)  
 Graduate Assistant : Bryn Renner (North Carolina, '14)  
 Graduate Assistant : Chad Smith (UT-Chattanooga, '06)  
 : Darryl MaGee  
 : Brady Gagnon (Minnesota State, '15)  
 : Andreu Swasey (Baylor, '95)  
 : Tia Withers (Alabama, '18)

Video Coordinator  
 Assistant Coach - Strength & Conditioning  
 Nutritionist  
 Assistant Coach - Strength & Conditioning  
 Assistant Director of Football Operations  
 Football Operations/Social Media Coordinator  
 Football Operations/Recruiting Assistant  
 Director of Player Development  
 Assistant Football Athletic Trainer  
 Football Athletic Trainer, Graduate Assistant  
 Head Football Athletic Trainer  
 Assistant Coach - Strength & Conditioning  
 Associate Director - SAAC  
 Director of Recruiting  
 Director of Strength & Conditioning  
 Equipment Manager  
 Assistant Equipment Manager  
 Assistant Coach - Strength & Conditioning  
 Executive Assistant to the Head Coach

## SUPPORT STAFF

## PRONUNCIATION GUIDE

79	Kai Absheer	Ky	55	Shane McGough	Mah-GOO
30	Jose Borregales	boar-A-Gal-es	64	Willa Pierre	Wil-UH
60	Dallas Connell	CON-el	24	D'Vonte Price	Duh-Von-Tay
61	Douglas Connell	CON-el	51	Dimitry Prophete	Duh-mee-tree Prophet
71	Deion Eakins	EEK-ins	7	Fermin Silva	FUR-man
86	Carson Genal	GEE-nal	93	Teair Tart	Tee-Air
82	Ulice Gillard III	U-lis	18	Malik Tyson	Ma-LEAK
46	Milord Juste	Me-LOW; Just-EE	65	Daquane Wilkie	DAY-kwan; WILL-Key
54	Khaliq Jacas	Ja-q-us	74	Shacquille Williams	SHAK-eel
20	Emmanuel Lubin	LOU-been			



## RUSHING

### Individual with 25-30 rushing attempts:

FIU: Alex Gardner (27) - Florida Atlantic 10/1/16  
 Opp: Devin Singletary (25) - at Florida Atlantic 11/18/17

### Individual with 31 or more rushing attempts:

FIU: Ben West (34) - Florida A&M 10/1/05  
 Opp: James Conner (31) - Pittsburgh 9/13/14

### Individual rushed for 100-149 yards:

FIU: Alex Gardner (108) & Alex McGough (108) - UMass 12/2/17  
 Opp: Marquis Young (125) - vs. UMass 12/2/17

### Individual rushed for 150-199 yards:

FIU: Kedrick Rhodes (172) - Troy 10/25/11  
 Opp: Devin Singletary (164) - at Florida Atlantic 11/18/17

### Individual rushed for 200+ Yards:

FIU: Ben West (214) - Florida A&M 10/1/05  
 Opp: Bennie Cunningham (230) - Middle Tennessee 10/13/12

### Individual with 100 rush and receiving yards:

FIU: Kedrick Rhodes (130 rush/115 rec.) - at Duke 9/1/12  
 Opp: Never N/A

### Two rushers with 100 yards in a game:

FIU: Alex Gardner (108), Alex McGough (108) - UMass 12/2/17  
 Opp: Benny Lemay (178), Hasaan Klugh (107) - Charlotte 9/30/17

### Three rushers with 100 yards in a game:

FIU: Darriet Perry (186), T.Y. Hilton (158), Darian Mallary (118) - at Troy 11/13/10  
 Opp: Never N/A

### Team with 40 rushing attempts:

FIU: 45 - Indiana 9/1/17  
 Opp: 46 - at Florida Atlantic 11/18/17

### Team with fewer than 25 rushing attempts:

FIU: 21 - at Charlotte 10/15/16  
 Opp: 24 - UMass 12/2/17

### Team rushed for 300+ Yards:

FIU: 379 - UMass 12/2/17  
 Opp: 333 - at Florida Atlantic 11/18/17

### Team held between 51-100 yards rushing:

FIU: 85 - at Florida Atlantic 11/18/17  
 Opp: 78 - Alcorn State 9/8/17

### Team held under 50 yards rushing:

FIU: 39 - at Charlotte 10/15/16  
 Opp: 38 - N.C. Central 9/19/15

### Individual scored on 50+ yard run:

FIU: Alex McGough (60) - UMass 12/2/17  
 Opp: Devin Singletary (70) - at Florida Atlantic 11/18/17

## PASSING

### Individual with 40 pass attempts:

FIU: Alex McGough (50) - Old Dominion 11/11/17  
 Opp: Andrew Ford (49) - UMass 12/2/17

### Individual with 50 pass attempts:

FIU: Alex McGough (50) - Old Dominion 11/11/17  
 Opp: Chase Litton (52) - at Marshall 10/28/17

### Individual with 60 pass attempts:

FIU: Never N/A  
 Opp: Ben Dougherty (60) - vs. Florida A&M 11/27/04

### Individual completed 25 passes:

FIU: Alex McGough (27) - Middle Tennessee 10/29/16  
 Opp: John Urzua (25) - at Middle Tennessee 10/7/17

### Individual completed 30 passes:

FIU: Alex McGough (35) - Old Dominion 11/11/17  
 Opp: Andrew Ford (34) - UMass 12/2/17

### Individual passed for 300-399 yards:

FIU: Alex McGough (323) - Old Dominion 11/11/17  
 Opp: Andrew Ford (392) - UMass 12/2/17

### Individual passed for 400+ yards:

FIU: Paul McCall (400) - at Florida Atlantic (OT) 11/29/08  
 Opp: Graham Wilbert (403) - at Florida Atlantic 11/16/12

### Individual threw three (3) touchdowns:

FIU: Alex McGough (3) - UMass 12/2/17  
 Opp: Peyton Ramsey (3) - vs Indiana 9/1/18

### Individual threw four (4) touchdowns:

FIU: Paul McCall (4) - at Florida Atlantic 11/29/08  
 Opp: Andrew Ford (4) - UMass 12/2/17

### Individual threw five (5) touchdowns:

FIU: Never N/A  
 Opp: Dalton Williams (5) - Akron 9/8/12

### Team with less than 10 pass attempts:

FIU: 9 - at Louisville 9/21/13  
 Opp: 7 - at UTEP 11/16/13

### Team with less than five (5) pass completions:

FIU: 4 - at Louisville 9/21/13  
 Opp: 3 - at UTEP 11/16/13

### Team had less than 50 yards passing:

FIU: 27 - at Louisville 9/21/13  
 Opp: 36 - Tulane 10/14/17

### Individual threw for a 60-69-yard touchdown:

FIU: Alex McGough to Dennis Turner (64) - N.C. Central 9/19/15  
 Opp: Driphus Jackson to James Mayden (69) - Rice 11/1/14

### Individual threw for a 70-yard+ touchdown:

FIU: Alex McGough to Thomas Owens (75) - at UCF 8/31/17  
 Opp: Jason Driskel to Kalib Woods (79) - at Florida Atlantic 11/18/17

## RECEIVING

### Individual caught 10 passes:

FIU: Thomas Owens (11) - Old Dominion 11/11/17  
 Opp: Deon-Tay McManus (10) - Marshall 11/19/16

### Individual had 100 yards receiving:

FIU: Bryce Singleton (11) - UMass 12/2/17  
 Opp: Jessie Britt (10) - UMass 12/2/17

### Two individuals with 100 yards receiving in a game:

FIU: Glenn Coleman (115) and Willis Wright (109) - Middle Tenn. 10/13/12  
 Opp: Richie James (127) and Ty Lee (100) - Middle Tennessee 10/29/15

## TOTAL OFFENSE

### Team gained 500 total yards:

FIU: 516 - Marshall (259 rush, 257 pass) 11/19/16  
 Opp: 548 - UMass (156 rush, 392 pass) 12/2/17

### Team gained 600 total yards:

FIU: 674 - UMass (379 rush, 295 pass) 12/2/17  
 Opp: 615 - at Kansas (224 rush, 391 pass) 9/22/07

### Team gained between 100-200 total yards:

FIU: 189 - WKU (80 rush, 109 pass) 9/24/16  
 Opp: 172 - Rutgers (76 rush, 96 pass) 9/11/10

### Team gained less than 100 total yards:

FIU: 27 - at Louisville 9/21/13  
 Opp: Never N/A

## FIRST DOWNS

### Team had 25 first downs:

FIU: 26 - UMass 12/2/17  
 Opp: 31 - Indiana 9/1/18

### Team had less than 10 first downs:

FIU: 9 - at UAB 9/27/14  
 Opp: 9 - Wagner 9/6/14

# LAST TIME IT HAPPENED

## PUNTING

### Team punted at least 10 times:

<b>FIU:</b>	10 - at UAB	9/27/14
<b>Opp:</b>	10 - N.C. Central	9/19/15

### Team did not punt:

<b>FIU:</b>	Never (1, several, last vs. Tulane)	10/14/17
<b>Opp:</b>	at Middle Tennessee	11/9/13

### Individual recorded a +50-yard punt:

<b>FIU:</b>	Stone Wilson (50) - Indiana	9/1/18
<b>Opp:</b>	Haydon Whitehead (50) - Indiana	9/1/18

### Individual recorded a +60-yard punt:

<b>FIU:</b>	Stone Wilson (67) - at UCF	8/31/17
<b>Opp:</b>	Dalton Schomp (64) - Florida Atlantic	10/1/16

### Individual recorded a +70-yard punt:

<b>FIU:</b>	Stone Wilson (71) - at Florida Atlantic	11/18/17
<b>Opp:</b>	Mike Ruggles (73) - at UTEP	11/16/13

### Individual blocked a punt:

<b>FIU:</b>	Kenyatta Anderson - Charlotte	11/7/15
<b>Opp:</b>	David Baptiste - Florida Atlantic	11/12/11

## TURNOVERS

### Individual threw three (3) interceptions:

<b>FIU:</b>	Alex McGough (3) - Indiana	9/1/16
<b>Opp:</b>	Peyton Ramsey (3) - Indiana	9/1/12

### Individual with two (2) interceptions:

<b>FIU:</b>	Brad Muhammad - at Marshall	10/28/17
<b>Opp:</b>	Rodney Allen - Marshall	11/19/16

### Team had four (4) turnovers:

<b>FIU:</b>	4 (1 INTs/3 fumbles) - at UCF	8/31/17
<b>Opp:</b>	5 (3 INTs/2 fumbles) - Middle Tennessee	11/15/14

### Team had five (5) turnovers:

<b>FIU:</b>	5 (2 INTs/3 fumbles) - at UTSA	10/11/14
<b>Opp:</b>	5 (3 INTs/2 fumbles) - Middle Tennessee	11/15/14

### Team had six (6) turnovers:

<b>FIU:</b>	7 (5 INTs/2 fumbles) - at Arkansas	10/27/07
<b>Opp:</b>	6 (4 INTs/2 fumbles) - at UAB	9/27/14

### Team lost three (3) fumbles:

<b>FIU:</b>	3 - at UCF	8/31/17
<b>Opp:</b>	3 - Western Kentucky	11/24/14

### Team lost six (6) fumbles:

<b>FIU:</b>	6 - North Texas	10/15/05
<b>Opp:</b>	Never (High of 4 - twice - last Wagner)	9/6/14

### Team recovered an onside kick:

<b>FIU:</b>	1 - Old Dominion	11/11/17
<b>Opp:</b>	1 - N.C. Central	9/19/15

## PENALTIES

### Team was penalized 10 times:

<b>FIU:</b>	11 - Tulane	10/14/17
<b>Opp:</b>	10 - at UCF	8/31/17

### Team was not penalized:

<b>FIU:</b>	Never (Record low 2 - at Troy)	10/18/03
<b>Opp:</b>	Never (Record low 2 - Butler)	9/14/02

## SCORING

### Individual scored three touchdowns:

<b>FIU:</b>	Bryce Singleton (3, all receiving) - UMass	12/2/17
<b>Opp:</b>	Peyton Ramsey (3) - Indiana	9/1/18

### Individual scored four touchdowns:

<b>FIU:</b>	T.Y. Hilton (4) - ULM	11/6/10
<b>Opp:</b>	Anthony Wales (4) - at WKU	11/5/16

### Individual caught two touchdown passes:

<b>FIU:</b>	Thomas Owens (2) - Marshall	10/28/17
<b>Opp:</b>	Donavan Hale (2) - Indiana	9/1/18

### Individual caught three touchdown passes:

<b>FIU:</b>	Bryce Singleton (3) - UMass	12/2/17
<b>Opp:</b>	Austin Duke (3) - Charlotte	11/7/15

### Individual rushed for three touchdowns:

<b>FIU:</b>	Darriet Perry (3) - at Louisiana	11/20/10
<b>Opp:</b>	Tavares Thomas (3) - at Middle Tennessee	10/7/17

### Individual kicked three field goals:

<b>FIU:</b>	Jose Borregales - Tulane	10/14/17
<b>Opp:</b>	Nice Rice - Old Dominion	11/11/17

### Individual kicked four or more field goals:

<b>FIU:</b>	Dustin Rivest (5) - Arkansas State	11/08/08
<b>Opp:</b>	Kyle Fischer (5) - Louisiana Tech	10/26/13

### Individual kicked a 50-yard field goal:

<b>FIU:</b>	Austin Taylor (50) - at UTEP	10/8/16
<b>Opp:</b>	Greg Joseph (50) - Florida Atlantic	10/1/16

### Individual returned a kickoff for a touchdown:

<b>FIU:</b>	Richard Leonard (100 yards) - at Florida Atlantic	11/16/12
<b>Opp:</b>	Carlos Henderson (92 yards) - LA Tech	10/22/16

### Individual returned a punt for a touchdown:

<b>FIU:</b>	Richard Leonard (74 yards) - at North Texas	11/22/14
<b>Opp:</b>	Deandre Reaves (69 yards) - at Marshall	11/14/15

### Individual returned an interception for a touchdown:

<b>FIU:</b>	Brad Muhammad (12 yards) - at Marshall	10/28/17
<b>Opp:</b>	J. Crawford (33 yards) - Indiana	9/1/18

### Individual returned a fumble for a touchdown:

<b>FIU:</b>	D/Vonte Price (38 yards) - Western Kentucky	10/5/14
<b>Opp:</b>	Andrew Power (29 yards) - North Texas	9/1/11

### Individual recovered a fumble in end zone for a TD:

<b>FIU:</b>	Chance Attaway - at Middle Tennessee	9/29/07
<b>Opp:</b>	Ryan Downing - North Texas	9/1/11

### Individual returned/recovered a blocked punt for a TD:

<b>FIU:</b>	Kenyatta Anderson (23 yards) - Charlotte	11/7/15
<b>Opp:</b>	Dakota Lewis (0 yards) - Kansas	9/22/07

### Individual returned/recovered a blocked FG for a TD:

<b>FIU:</b>	Never	
<b>Opp:</b>	Ross Cockrell (75 yards) - Duke	9/1/12

### Individual returned a blocked PAT for a touchdown:

<b>FIU:</b>	Zach Davis - vs. Florida A&M	11/27/04
<b>Opp:</b>	Never	

### Team scored a two-point conversion:

<b>FIU:</b>	at UTEP (Stantley Thomas pass from Alex McGough)	10/8/16
<b>Opp:</b>	UCF (Jordan Franks pass from Nick Patti)	9/24/16

### Team scored a safety:

<b>FIU:</b>	Old Dominion	11/11/17
<b>Opp:</b>	at UCF	8/31/17

### Team recorded a shutout:

<b>FIU:</b>	Butler (42-0)	9/14/02
<b>Opp:</b>	at Marshall (52-0)	11/14/15

### Team scored 28 points in a quarter:

<b>FIU:</b>	28 (1st) - North Texas	9/1/11
<b>Opp:</b>	28 (2nd) - at Louisville	9/21/13

### Team scored 40 points in a half:

<b>FIU:</b>	42 (1st) - UTEP	10/10/15
<b>Opp:</b>	40 (1st) - at Maryland	8/31/13

Team Statistics	FIU	OPP
<b>SCORING</b>	28	38
Points Per Game	28.0	38.0
Points Off Turnovers	7	7
<b>FIRST DOWNS</b>	22	31
Rushing	9	12
Passing	8	14
Penalty	5	5
<b>RUSHING YARDAGE</b>	170	213
Yards gained rushing	185	228
Yards lost rushing	15	15
Rushing Attempts	39	45
Average Per Rush	4.4	4.7
Average Per Game	170.0	213.0
TDs Rushing	3	0
<b>PASSING YARDAGE</b>	157	252
Comp-Att-Int	17-28-1	28-37-1
Average Per Pass	5.6	6.8
Average Per Catch	9.2	9.0
Average Per Game	157.0	252.0
TDs Passing	1	4
<b>TOTAL OFFENSE</b>	327	465
Total Plays	67	82
Average Per Play	4.9	5.7
Average Per Game	327.0	465.0
KICK RETURNS: #-Yards	3-53	1-11
PUNT RETURNS: #-Yards	0-0	1-6
INT RETURNS: #-Yards	1-14	1-33
KICK RETURN AVERAGE	17.7	11.0
PUNT RETURN AVERAGE	0.0	6.0
INT RETURN AVERAGE	14.0	33.0
FUMBLES-LOST	3-2	0-0
PENALTIES-Yards	7-70	8-90
Average Per Game	70.0	90.0
PUNTS-Yards	3-132	2-86
Average Per Punt	44.0	43.0
Net punt average	42.0	33.0
KICKOFFS-Yards	4-260	7-434
Average Per Kick	65.0	62.0
Net kick average	43.5	40.1
TIME OF POSSESSION/Game	27:25	32:35
3RD-DOWN Conversions	5/12	7/15
3rd-Down Pct	42%	47%
4TH-DOWN Conversions	2/2	3/3
4th-Down Pct	100%	100%
SACKS BY-Yards	1-9	1-8
MISC YARDS	0	0
TOUCHDOWNS SCORED	4	5
FIELD GOALS-ATTEMPTS	0-0	1-1
ON-SIDE KICKS	0-1	0-0
RED-ZONE SCORES	(3-3) 100%	(5-6) 83%
RED-ZONE TOUCHDOWNS	(3-3) 100%	(4-6) 67%
PAT-ATTEMPTS	(4-4) 100%	(5-5) 100%
ATTENDANCE	17082	0
Games/Avg Per Game	1/17082	0/0
Neutral Site Games		0/0

Score by Quarters	1st	2nd	3rd	4th	OT	Total
FIU	7	7	7	7	0	28
Opponents	14	14	7	3	0	38

# 2018 RESULTS

<b>Date</b>	<b>Opponent</b>		<b>Score</b>	<b>Overall</b>	<b>Conference</b>	<b>Time</b>	<b>Attend</b>
Sep 01, 2018	IND	L	28-38	0-1	0-0	3:20	17082



# 2018 GAME-BY-GAME

Date	Opponent	Rushing				Receiving				Passing				Kick Returns				Punt Returns				tot off			
		no.	yds	td	lg	no.	yds	td	lg	cmp	att	int	yds	td	lg	no.	yds	td	lg	no.	yds		td	lg	
Sep 01	IND	39	170	3	36	17	157	1	35	17	28	1	35	157	1	35	3	53	0	27	0	0	0	0	327
Opponents		45	213	0	32	28	252	4	34	28	37	1	34	252	4	34	1	11	0	11	1	6	0	6	465

Games: 1 • Avg/rush: 4.4 • Avg/catch: 9.2 • Pass effic: 112.46 • KR avg: 17.7 • All purpose avg/game: 394.0 • Total offense avg/gm: 327.0

Date	Opponent	Tackles				Sacks no-yds	Fumble		Pass Defense			blkd kick	PAT Attempts			off			
		ua	a	total	tfl-yds		ff	fr-yds	int-yds	qbh	brup		kick	rush	rcv	saf	t/o	pts	
Sep 01	IND	50	34	84	3.0-13	1.0-9	0	0-0	1-14	1	2	0	4-4	0	0	0	0	7	28
Opponents		40	16	56	5.0-14	1.0-8	2	2-0	1-33	1	3	0	5-5	0	0	0	0	7	38

Date	Opponent	Punting							Field Goals			Kickoffs						
		no.	yds	avg	long	blkd	tb	fc	50+	i20	md-att	long	blkd	no.	yds	avg	tb	ob
Sep 01	IND	3	132	44.0	50	0	0	2	1	0	0-0	0	0	4	260	65.0	3	0
Opponents		2	86	43.0	50	0	1	1	1	0	1-1	36	0	7	434	62.0	4	0

2018 FIU FOOTBALL GAME NOTES



# 2018 PLAYER HIGHS

Rushes	15	JONES, Anthony vs IND (Sep 01, 2018)
Yards Rushing	88	JONES, Anthony vs IND (Sep 01, 2018)
TD Rushes	2	JONES, Anthony vs IND (Sep 01, 2018)
Long Rush	36	JONES, Anthony vs IND (Sep 01, 2018)
Pass attempts	20	MORGAN, James vs IND (Sep 01, 2018)
Pass completions	11	MORGAN, James vs IND (Sep 01, 2018)
Yards Passing	90	MORGAN, James vs IND (Sep 01, 2018)
TD Passes	1	MORGAN, James vs IND (Sep 01, 2018)
Long Pass	35	ALEXANDER, C. vs IND (Sep 01, 2018)
Receptions	5	WORTON, C. vs IND (Sep 01, 2018)
Yards Receiving	69	WORTON, C. vs IND (Sep 01, 2018)
TD Receptions	1	ALEXANDER, M. vs IND (Sep 01, 2018)
Long Reception	35	GAITER IV, Tony vs IND (Sep 01, 2018)
Punts	3	WILSON, Stone vs IND (Sep 01, 2018)
Punting Avg	44.0	WILSON, Stone vs IND (Sep 01, 2018)
Long Punt	50	WILSON, Stone vs IND (Sep 01, 2018)
Long Kickoff Return	27	BROWN, Isaiah vs IND (Sep 01, 2018)
Tackles	18	LEWIS, Sage vs IND (Sep 01, 2018)
Sacks	1.0	JOHNSON, A. vs IND (Sep 01, 2018)
Tackles For Loss	1.0	SILVA, Fermin vs IND (Sep 01, 2018)
	1.0	JOHNSON, A. vs IND (Sep 01, 2018)
	1.0	WOODS, Jordan vs IND (Sep 01, 2018)
Interceptions	1	HALL, Dorian vs IND (Sep 01, 2018)



# 2018 MISCELLANEOUS STATS

## 3rd-Down Conversions

Date	Opponent	Score	Overall	1st Qtr	2nd Qtr	3rd Qtr	4th Qtr	Overtime
Sep 01, 2018	IND	L 28-38	5-12 41.7	1-4 25.0	1-2 50.0	3-5 60.0	0-1 0.0	
	FIU		5-12 41.7	1-4 25.0	1-2 50.0	3-5 60.0	0-1 0.0	0-0 0.0
	Opponents		7-15 46.7	1-2 50.0	2-6 33.3	2-3 66.7	2-4 50.0	0-0 0.0

## 4th-Down Conversions

Date	Opponent	Score	Overall	1st Qtr	2nd Qtr	3rd Qtr	4th Qtr	Overtime
Sep 01, 2018	IND	L 28-38	2-2 100.0	0-0 0.0	0-0 0.0	1-1 100.0	1-1 100.0	
	FIU		2-2 100.0	0-0 0.0	0-0 0.0	1-1 100.0	1-1 100.0	0-0 0.0
	Opponents		3-3 100.0	0-0 0.0	2-2 100.0	0-0 0.0	1-1 100.0	0-0 0.0

## Time of Possession

Date	Opponent	Score	Overall	1st Qtr	2nd Qtr	3rd Qtr	4th Qtr	Overtime
Sep 01, 2018	IND	L 28-38	27:25	8:29	6:22	8:40	3:54	
	FIU	Total	27:25	8:29	6:22	8:40	3:54	0:00
		Avg.	27:25	8:29	6:22	8:40	3:54	0:00
	Opponents	Total	32:35	6:31	8:38	6:20	11:06	0:00
		Avg.	32:35	6:31	8:38	6:20	11:06	0:00

# 2018 STARTERS

##	PLAYER	GP-GS	IND
79	ABSHEER, Kai	1/1	START
8	ALEXANDER, C.	1/-	XXX
1	ALEXANDER, M.	1/1	START
30	BORREGALES, J.	1/-	XXX
4	BROWN, Isaiah	1/1	START
66	BUDWIG, Jordan	1/1	START
60	CONNELL, Dallas	1/1	START
90	CURTIS, Noah	1/-	XXX
10	CUSHION III, O.	1/1	START
38	DAMES, Richard	1/1	START
35	DAMES, Rishard	1/-	XXX
77	DEMERY, D.	1/1	START
25	DUFFY, Aris	1/-	XXX
5	FREEMAN, Edwin	1/1	START
16	GAITER IV, Tony	1/-	XXX
44	GASKIN, C.	1/-	XXX
59	GATES, Jamal	1/-	XXX
52	GEORGES, D.	1/-	XXX
49	GILLARD III, U.	1/-	XXX
36	HALL, Dorian	1/1	START
97	HUMPHREY, T.	1/-	XXX
1C	IRVING, C	1/-	XXX
40	JACKSON, Daniel	1/-	XXX
45	JACQUES-LOUIS,R	1/-	XXX
91	JOHNSON, A.	1/1	START
31	JOHNSON, Tyree	1/-	XXX
2	JONES, Anthony	1/1	START
53	JONES, Tevin	1/-	XXX
3	LEWIS, Sage	1/1	START
96	LITTLE, Josh	1/-	XXX
20	LUBIN, Emmanuel	1/1	START
15	MALONEY, Austin	1/-	XXX
23	MAXWELL, N.	1/-	XXX
27	MCCRAY, Benny	1/-	XXX
55	McGOUGH, Shane	1/-	XXX
92	MERCIER, Jason	1/-	XXX
62	MILLER, M.	1/-	XXX
12	MORGAN, James	1/1	START
41	MUNROE, Shamar	1/-	XXX
43	O'GORMAN, Shawn	1/-	XXX
94	OLIVER, Kevin	1/1	START
32	OLSEN, Collin	1/-	XXX
88	PALMER, S.	1/1	START
22	PHILLIPS, S.	1/-	XXX
48	POWELL, Josh	1/-	XXX
24	PRICE, D'Vonte	1/1	START
51	PROPHETE, D.	1/-	XXX



# 2018 INDIVIDUAL STATS

Rushing	gp-gs	att	gain	loss	net	avg	td	lg	avg/g
JONES, Anthony	1-1	15	91	3	88	5.9	2	36	88.0
PHILLIPS, S.	1-0	11	38	0	38	3.5	1	8	38.0
PRICE, D'Vonte	1-1	2	21	0	21	10.5	0	11	21.0
MAXWELL, N.	1-0	4	17	0	17	4.2	0	9	17.0
ALEXANDER, C.	1-0	3	10	3	7	2.3	0	5	7.0
MORGAN, James	1-1	4	8	9	-1	-0.2	0	4	-1.0
Total	1	39	185	15	170	4.4	3	36	170.0
Opponents	1	45	228	15	213	4.7	0	32	213.0

Passing	gp-gs	effic	comp-att-int	pct	yds	td	lg	avg/g
MORGAN, James	1-1	99.30	11-20-1	55.0	90	1	25	90.0
ALEXANDER, C.	1-0	145.35	6-8-0	75.0	67	0	35	67.0
Total	1	112.46	17-28-1	60.7	157	1	35	157.0
Opponents	1	163.16	28-37-1	75.7	252	4	34	252.0

Receiving	gp-gs	no.	yds	avg	td	lg	avg/g
WORTON, C.	1-1	5	69	13.8	0	25	69.0
GAITER IV, Tony	1-0	4	53	13.2	0	35	53.0
ALEXANDER, M.	1-1	4	25	6.2	1	7	25.0
PALMER, S.	1-1	3	12	4.0	0	7	12.0
JONES, Anthony	1-1	1	-2	-2.0	0	0	-2.0
Total	1	17	157	9.2	1	35	157.0
Opponents	1	28	252	9.0	4	34	252.0

Punt Returns	no.	yds	avg	td	lg
Total	0	0	0.0	0	0
Opponents	1	6	6.0	0	6

Interceptions	no.	yds	avg	td	lg
HALL, Dorian	1	14	14.0	0	14
Total	1	14	14.0	0	14
Opponents	1	33	33.0	1	33

Kick Returns	no.	yds	avg	td	lg
BROWN, Isaiah	2	48	24.0	0	27
MAXWELL, N.	1	5	5.0	0	5
Total	3	53	17.7	0	27
Opponents	1	11	11.0	0	11

Fumble Returns	no.	yds	avg	td	lg
Total	0	0	0.0	0	0
Opponents	0	0	0.0	0	0

2018 FIU FOOTBALL GAME NOTES

# 2018 DEFENSIVE STATS

#	Defensive Leaders	gp-gs	Tackles				tfl/yds	Sacks no-yds	Pass defense			Fumbles		blkd	
			ua	a	tot				int-yds	brup	qbh	rcv-yds	ff	kick	saf
3	LEWIS, Sage	1-1	10	8	18	.	.	.	1	.	.	.	.	.	.
4	BROWN, Isaiah	1-1	9	.	9	.	.	.	1	.	.	.	.	.	.
38	DAMES, Richard	1-1	3	4	7	.	.	.	.	1	.	.	.	.	.
36	HALL, Dorian	1-1	5	1	6	.	.	1-14	.	.	.	.	.	.	.
45	JACQUES-LOUIS,R	1-0	4	1	5	.	.	.	.	.	.	.	.	.	.
7	SILVA, Fermin	1-1	1	3	4	1.0-3	.	.	.	.	.	.	.	.	.
90	CURTIS, Noah	1-0	2	2	4	.	.	.	.	.	.	.	.	.	.
91	JOHNSON, A.	1-1	1	3	4	1.0-9	1.0-9	.	.	.	.	.	.	.	.
98	WOODS, Jordan	1-0	1	3	4	1.0-1	.	.	.	.	.	.	.	.	.
59	GATES, Jamal	1-0	1	2	3	.	.	.	.	.	.	.	.	.	.
96	LITTLE, Josh	1-0	3	.	3	.	.	.	.	.	.	.	.	.	.
5	FREEMAN, Edwin	1-1	2	1	3	.	.	.	.	.	.	.	.	.	.
10	CUSHION III, O.	1-1	2	1	3	.	.	.	.	.	.	.	.	.	.
99	SHERIFF, J.	1-1	1	1	2	.	.	.	.	.	.	.	.	.	.
48	POWELL, Josh	1-0	1	1	2	.	.	.	.	.	.	.	.	.	.
21	THOMAS-OLIVER	1-0	1	1	2	.	.	.	.	.	.	.	.	.	.
97	HUMPHREY, T.	1-0	1	.	1	.	.	.	.	.	.	.	.	.	.
20	LUBIN, Emmanuel	1-1	1	.	1	.	.	.	.	.	.	.	.	.	.
93	TART, Teair	1-0	.	1	1	.	.	.	.	.	.	.	.	.	.
43	O'GORMAN, Shawn	1-0	1	.	1	.	.	.	.	.	.	.	.	.	.
25	DUFFY, Aris	1-0	.	1	1	.	.	.	.	.	.	.	.	.	.
Total		1	50	34	84	3-13	1-9	1-14	2	1	.	.	.	.	.
Opponents		1	40	16	56	5-14	1-8	1-33	3	1	2-0	2	.	.	.