



OLD DOMINION MEN'S BASKETBALL NOTES



TEAMS

ODU MONARCHS

1-3 RECORDS
 1-1 HOME
 0-2 AWAY
 0-0 LEAGUE

JEFF JONES
 HEAD COACH
 558-414 ALL-TIME RECORD
 201-128 ODU RECORD
 32ND OVERALL/11TH ODU YEARS



VS

DREXEL

3-2 RECORDS
 0-0 HOME
 3-0 AWAY
 0-0 LEAGUE

ZACH SPIKER
 HEAD COACH
 198-232 ALL-TIME RECORD
 96-120 RECORD AT SCHOOL
 15TH OVERALL/8TH DREXEL YEARS



SCHEDULE

OCTOBER		
25	VIRGINIA STATE (EXH)	W, 80-59
NOVEMBER		
6	VA. WESLEYAN	W, 71-57
11	at Ball State#	L, 73-68
13	at #14 Arkansas	L, 86-77
22	PRINCETON	L, 76-56
26	DREXEL	2pm
29	RADFORD	7pm
DECEMBER		
2	at Northeastern	2pm
6	at William & Mary	7pm
9	JAMES MADISON	7pm
21	TCU^	6pm
22	Diamond Head Classic	
24	Diamond Head Classic	
30	SOUTH ALABAMA*	7pm
JANUARY		
4	at Troy*	7pm
6	at Arkansas State*	2pm
11	at Georgia State*	TBD
13	at Coastal Carolina*	3:30 pm
18	MARSHALL*	7pm
20	ULM*	7pm
24	JAMES MADISON*	7pm
27	GEORGIA SOUTHERN*	7pm
FEBRUARY		
1	at Marshall*	7pm
3	at James Madison*	4pm
7	at Southern Miss*	TBD
10	MAC-SBC CHALLENGE#	7pm
15	LOUISIANA*	7pm
17	GEORGIA STATE*	7pm
22	APP STATE*	7pm
24	COASTAL CAROLINA*	7pm
28	at App State*	6:30 pm
MARCH		
1	at Georgia Southern*	TBA
5-11	Sun Belt Tournament - Pensacola, Fla.	
	^ - Diamond Head Classic - Honolulu, HI	
	* - Sun Belt Conference Games # - MAC-SBC Challenge	
	Home games in BOLD CAPS	

HEADLINES

NO PLACE LIKE HOME

- Old Dominion lead the Sun Belt in attendance last year averaging over 5,600 per game
- Since 2002-03, the Monarchs have had a record of 255-76 inside Chartway Arena
- Two seasons saw the Monarchs go undefeated at home - 2009-10 (15-0) and 2014-15 (20-0)
- This season the Monarchs will play 16 games inside Chartway Arena, including one exhibition.

THE SERIES

-ODU leads the series 12-10. Drexel won the last meeting 71-59 last season at Drexel

ABOUT ODU

The Monarchs are on a three-game losing skid after dropping a 76-56 decision to Princeton on Wednesday afternoon. Vasean Allette was the leading scorer with 15 points and four rebounds, while Chance Jenkins had 12 points, seven rebounds and four assists and Bryce Baker added 11 points.

ODU hit 36.4% from the field (20-of-55), 50% from 3-point range (9-of-18) and 63.6% from the foul line (7-of-11) against Princeton.

On the year, Jenkins leads the team in scoring at 17.3 points per game and is third in rebounding at 5.8 per game. Tyrone Williams averages 11.3 points and 6.7 rebounds per game, while Allette is at 9.5 points, 4.3 rebounds and just under three assists per game.

As a team, the Monarchs are averaging 68 ppg, while allowing 73.0 ppg. They are outrebounding opponents 38.8-34.5 per game, while hitting .438 from the field (105-of-240), .412 from 3-point range (28-of-68) and .654 from the foul line (34-of-52).

UP NEXT

ODU will close out the three-game homestand hosting Radford on Wednesday at 7:00 p.m.

ROSTER

No.	Player	Pos	Ht	Wt	Cl	Hometown/H.S./Previous School
0	Vasean Allette	G	6-3	175	Fr.	Toronto, Ontario, Canada / United Scholastic Academy
1	Jason Wade	G	6-4	218	Sr.	Richmond, Va. / Trinity Episcopal HS
2	Chance Jenkins	G	6-4	175	Jr.	Newport News, Va. / Wichita State
3	Imo Essien	G	5-11	180	Jr.	Wylie, Texas / Bishop Lynch HS
4	Yamari Allette	G	6-3	190	Fr.	Toronto, Ontario, Canada / United Scholastic Academy
10	Tyrone Williams	G	6-5	195	Sr.	Philadelphia, Pa. / Oregon
11	Dani Pounds	F	6-7	220	Fr.	Atlanta, Ga. / Spire Institute
13	Devin Ceaser	G	6-0	170	So.	Waldorf, Md. / Buffalo
15	RJ Blakney	G	6-6	205	Jr.	Baltimore, Md. / Dayton
21	Leeroy Odiahi	C	6-11	215	Jr.	Tralee, Ireland / Indian Hills CC (IA)
23	Dericko Williams	F	6-7	220	Sr.	Kinston, N.C. / Tallahassee CC
30	Cooper Jones	G	6-1	165	So.	Williamsburg, Va. / Walsingham Academy
34	Sam Hood	F	6-9	250	Jr.	Raleigh, N.C./Brunswick CC
35	Jaylen Jenkins	G	5-9	146	Fr.	Hampton, Va./Hampton HS
55	Bryce Baker	G	6-5	190	So.	Mooresville, N.C. / Donda Academy (CA)

STAFF

Head Coach - Jeff Jones (32nd season/11th at ODU)
Assistant Coach - Chris Kovensky
Assistant Coach - Jamal Robinson
Assistant Coach - Jordan Brooks
Assistant Coach: Drew Lakey
Special Assistant To Head Coach - Kieran Donohue
Director of Social Media/Ass't Dir. of Operations - Chris Taleghani
Athletic Trainer- Jason Mitchell

PRONUNCIATIONS

- 0. **Vasean Allette** | Vah-sean ALL-ette
- 2. **Chance Jenkins** | Chawncee
- 3. **Imo Essien** | E-mo
- 4. **Yamari Allette** | Yah-mar-e
- 15. **RJ Blakney** | Blake-knee
- 21. **Leeroy Odiahi** | Leroy O-D-Ah-he
- 23. **Dericko Williams** | Duh-ree-co

STANDINGS

SCHOOL	OVER.	%	SBC	PCT	STREAK
James Madison	6-0	1.000	0-0	.000	W6
Louisiana	4-2	.667	0-0	.000	W2
App State	3-2	.600	0-0	.000	W2
Georgia State	3-2	.600	0-0	.000	W2
South Alabama	4-3	.571	0-0	.000	W3
Troy	3-3	.500	0-0	.000	W1
ULM	2-2	.500	0-0	.000	W1
Marshall	2-4	.333	0-0	.000	L2
Southern Miss	2-4	.333	0-0	.000	L3
Texas State	2-4	.333	0-0	.000	L2
Old Dominion	1-3	.250	0-0	.000	L3
Coastal Carolina	1-3	.250	0-0	.000	L3
Arkansas St.	1-4	.200	0-0	.000	L2
Georgia Southern	0-6	.000	0-0	.000	L6

heading into Saturday

SOCIAL MEDIA

FACEBOOKODUBASKETBALL
 TWITTER.....ODU_MBB
 INSTAGRAM.....ODU_MBB

SID CONTACT

CONTACT: JIM HEATH
 EMAILJAHEATH@ODU.EDU
 WORK PHONE (757) 683 - 5520
 CELL PHONE (757) 503-8107

ODU FAST FACTS

LOCATION: Norfolk, Va. 23529
 NICKNAME: Monarchs
 FOUNDED: 1930 (as the Norfolk Division of The College of William & Mary)
 ENROLLMENT: 23,228
 SCHOOL COLORS: Slate Blue (PMS 540), Silver (PMS 877) & Light Blue (PMS 283)
 HOME COURT: Chartway Arena (8,472)
 SURFACE: Wood
 CONFERENCE: Sun Belt
 PRESIDENT: Dr. Brian O. Hemphill (St. Augustine's)
 ATHLETIC DIRECTOR: Dr. Wood Selig (Washington & Lee)
 DEPUTY ATHLETIC DIRECTOR: Bruce Stewart
 ATHLETIC DEPARTMENT PHONE: 757-683-3375
 TICKET OFFICE PHONE: 757-683-4444
 OFFICIAL ATHLETIC DEPARTMENT WEBSITE: www.odusports.com

COACHING STAFF

HEAD COACH: Jeff Jones (Virginia '82)
 RECORD AT ODU/YRS: 200-125 (.615)/11 years
 CAREER RECORD/YRS: 557-412 (.575)/31 years
 ASSISTANT COACHES: Chris Kovensky (Albright '09), Jamal Robinson (Virginia '97), Jordan Brooks (Hampton '11)
 SPECIAL ASSISTANT TO THE MEN'S HEAD COACH: Kieran Donohue (Virginia '97)
 VIDEO COORDINATOR: Drew Lakey (Virginia '19)
 ATHLETIC TRAINER FOR MBB: Jason Mitchell
 DIRECTOR OF SPORT PERFORMANCE OLYMPIC SPORTS – MBB: Tim Socha

TEAM

STARTERS RETURNING (3)
 Imo Essien (5-11/Jr/G/5.2 ppg/2.8 rpg)
 Chance Jenkins (6-4/Jr/G/13.5 ppg/3.4 rpg)
 Dericko Williams (6-7/Sr/F/6.0 ppg/5.8 rpg)

STARTERS LOST (2)

Tyreek Scott-Grayson (6-5/Sr/13.4 ppg/4.5 rpg)
 Mekhi Long (6-7/Jr/10.7 ppg/8.7 rpg)

ADDITIONAL KEY RETURNING LETTERMEN

Jason Wade (6-4/Sr/G/1.2 ppg/1.0 rpg)
 Cooper Jones (6-1/So/G/0.0 ppg/0.3 rpg)
 Bryce Baker (6-5/So/G/2.9 ppg/1.4 rpg)

NEWCOMERS

Vasean Allette (6-3/Fr/G/Toronto, Ontario, Canada)
 Yamari Allette (6-3/Fr/G/Toronto, Ontario, Canada)
 Tyrone Williams (6-5/Sr/G/Philadelphia, Pa.)
 Dani Pounds (6-7/Fr/F/Atlanta, Ga.)
 Devin Ceaser (6-0/So/G/Waldorf, Md.)
 RJ Blakney (6-6/Jr/G/Baltimore, Md.)
 Leeroy Odiah (6-11/Jr/C/Tralee, Ireland)
 Sam Hood (6-9/So/F/Raleigh, N.C.)

RETURNING LETTERMEN/LOST: 6/8

STARTERS RETURNING/LOST: 3/2

NEWCOMERS: 8

HISTORY

FIRST YEAR OF BASKETBALL: 1930-31
 OVERALL RECORD: 1445-1007 (92 years)/.589
 FIRST YEAR OF DIVISION I BASKETBALL: 1976-77
 DIVISION I ALL-TIME RECORD: 888-580 (47 years)/.608
 YRS IN NCAA TOURNAMENT/LAST: 12/2019 – lost to #3 Purdue (1st Rd.), 61-48
 YRS IN NIT TOURNAMENT/LAST: 11/2015 semis – lost to Stanford 67-60

2022-23 RECORD: 19-12

2022-23 SUN BELT RECORD: 11-7

RECORD VS. 2023 OPPONENTS

NON-CONFERENCE

TEAM	W-L	LAST MEETING
Arkansas	0-0	-
Ball State	0-0	-
Drexel	12-10	Drexel 71-59 (11/11/22)
Georgia Tech	0-2	Georgia Tech 81-64 (1/12/87)
Hawaii	0-0	-
Nevada	0-0	-
Northeastern	10-5	ODU 66-62 (12/20/20)
Portland	0-0	-
Princeton	0-0	-
Radford	1-0	ODU 82-59 (3/24/14)
Temple	0-1	Temple 76-65 (11/16/17)
TCU	1-0	ODU 67-62 (11/25/04)
UMass	0-0	-
Virginia Wesleyan	4-0	ODU 71-57 (11/6/23)
William & Mary	70-26	ODU 72-62 (12/7/22)

SUN BELT CONFERENCE

TEAM	W-L	LAST MEETING
Appalachian State	1-1	ODU 74-63 (2/18/23)
Arkansas State	1-1	Arkansas State 60-57 (12/29/22)
Coastal Carolina	3-1	ODU 60-59 (1/28/23)
Georgia Southern	17-4	ODU 64-58 (2/4/23)
Georgia State	18-6	ODU 63-60 (2/9/23)
James Madison	58-29	JMU 76-67 (2/16/23)
Louisiana	1-0	ODU 70-66 (12/31/22)
Marshall	1-3	Marshall, 3-2 (10/16/21)
South Alabama	13-10	ODU 66-64 (1/26/23)
Southern Mississippi	12-3	ODU 69-64 (2/22/23)
Troy	0-1	Troy 78-71 (1/5/23)
ULM	0-0	-

MILESTONE WATCH

CAREER POINTS

MILESTONE	NAME	# TO GO
600	R.J. Blakney*	79
600	Chaunce Jenkins*	65
500	Chaunce Jenkins#	13
400	Jason Wade	20
200	Bryce Baker	92
200	Devin Ceaser*	75
100	Dericko Williams*	10
100	Imo Essien	22
100	Tyrone Williams*	8

CAREER ASSISTS

MILESTONE	NAME	# TO GO
100	Imo Essien	14

CAREER REBOUNDS

MILESTONE	NAME	# TO GO
300	Jason Wade	39
200	Dericko Williams	8
100	Imo Essien	15
100	Tyrone Williams*	34

CAREER STEALS

MILESTONE	NAME	# TO GO
100	Jason Wade	4

* - Career Total

- ODU Totals

ODU WHEN

	OVERALL	SBC
Home	1-1	0-0
Road	0-2	0-0
Neutral	0-0	0-0
Overtime	0-0	0-0
After a win	0-1	0-0
After a loss	0-2	0-0

HALFTIME

ODU leads	1-0	0-0
ODU trails	0-3	0-0
tied	0-0	0-0

REBOUNDING

ODU leads	1-2	0-0
ODU trails	0-1	0-0
tied	0-0	0-0

FIELD GOAL %

50%+	0-1	0-0
40-49%	1-1	0-0
Under 40%	0-1	0-0

TURNOVERS

more	1-3	0-0
less	0-0	0-0
Tied	0-0	0-0

SCORING MARGIN

1-3 points	0-0	0-0
4-10 points	0-2	0-0
11-20 points	1-1	0-0
20+ points	0-0	0-0

SCORE

ODU scores less than 60	0-1	0-0
ODU scores 60-69 points	0-1	0-0
ODU scores 70-79 points	1-1	0-0
ODU scores 80-89 points	0-0	0-0
ODU scores 90-99 points	0-0	0-0
ODU scores 100+ points	0-0	0-0
Opponent scores 60>	1-0	0-0
Opponent scores 70-79	0-2	0-0
Opponent scores 80-89	0-1	0-0
Opponent scores 90-99	0-0	0-0
Opponent scores 100+	0-0	0-0

DAYS

On Monday	1-1	0-0
On Tuesday	0-0	0-0
On Wednesday	0-1	0-0
On Thursday	0-0	0-0
On Friday	0-0	0-0
On Saturday	0-1	0-0
On Sunday	0-0	0-0

MONTHS

In November	1-3	0-0
In December	0-0	0-0
In January	0-0	0-0
In February	0-0	0-0
In March	0-0	0-0



JEFF JONES

Head Coach

11th Season / Virginia '82 / Owensboro, Ky.

Year-By-Year

1990-91	Virginia	21-12	NCAA 1R
1991-92	Virginia	20-13	NIT Champs
1992-93	Virginia	21-10	NCAA S16
1993-94	Virginia	18-13	NCAA 2R
1994-95	Virginia	25-9	NCAA E8
1995-96	Virginia	12-15	
1996-97	Virginia	18-13	NCAA 1R
1997-98	Virginia	11-19	
2000-01	American	7-20	
2001-02	American	18-12	
2002-03	American	16-14	
2003-04	American	18-13	
2004-05	American	16-12	
2005-06	American	12-17	
2006-07	American	16-14	
2007-08	American	21-12	NCAA 1R
2008-09	American	24-8	NCAA 1R
2009-10	American	11-20	
2010-11	American	22-9	
2011-12	American	20-12	CIT
2012-13	American	10-20	
2013-14	Old Dominion	18-18	CBI Semis
2014-15	Old Dominion	27-8	NIT Semis
2015-16	Old Dominion	25-13	Vegas16 Champs
2016-17	Old Dominion	19-10	
2017-18	Old Dominion	25-7	
2018-19	Old Dominion	26-9	NCAA 1R
2019-20	Old Dominion	13-19	
2020-21	Old Dominion	15-8	
2021-22	Old Dominion	13-19	
2022-23	Old Dominion	19-12	

Record at Virginia: 146-104
 Record at American: 211-183
 Record at Old Dominion: 200-125
TOTALS: 557-412

Head Men's Basketball Coach Jeff Jones begins his 11th season at Old Dominion with a 200-125 (.615) ODU record, including a 122-31 (.797) home record at Norfolk's Chartway Arena.

In his 31-year career, the legendary coach and former player boasts an overall record of 557-412 (.575), ranking him among the Top 100 D1 College Basketball Coaches with the most wins of all time.

One of the most respected teachers in the collegiate ranks, Jones has been a consistent winner at every school, coaching his teams to 14 postseason appearances, including eight NCAA Tournament appearances. He has taken three schools in three different conferences to the NCAA Tournament, including an Elite 8 run in 1995 and a 1993 Sweet 16 appearance. He is a two-time Patriot League Coach of the Year (2002, 2009) and a Conference USA Coach of the Year (2019).

At ODU, Jones has led the Monarchs to a 2019 Conference USA Regular Season Championship, a 2019 Conference USA Tournament Championship, and a first-ever Top 25 ranking in 2015. Among his other overall wins: the Vegas 16 Championship (2016); two Patriot League tournament championships (2008, 2009); four Patriot League regular season championships (2002, 2004, 2008, 2009); and an ACC regular season championship (1995).

Jones remains the winningest head coach in American University history, and as the youngest head coach in Atlantic Coast Conference history, he took the University of Virginia to six postseason appearances in eight years.

Jones played in the Final Four as the starting point guard for UVA in 1980 and coached in the Final Four as a UVA assistant in 1984. He is the first person to have won the National Invitational Tournament Championship as both a player (1989) and as a head coach (1992).

Jones has also developed over 100 players who have played or are still playing professionally, including eight in the NBA (Ahmad Caver, Andre Ingram, John Crotty, Cory Alexander, Jamal Robinson, Bryant Stith, Junior Burrough, and Courtney Alexander). Eight of his former assistant coaches went on to become head coaches. Additionally, three of Jones' players have played in the NFL.

A leader among leaders, Jones was a longtime board member and the past president of the National Association of Basketball Coaches (2016-2017), representing over 5,000 coaches from all levels of the sport.

Old Dominion University (2013-2023)
 Overall: 200-125 (.615)
 Leagues: 113-63 (.642) Sunbelt: (11-7) C-USA: (102-56)

Jones was named the 13th head men's basketball coach at Old Dominion University on April 4, 2013. In nine seasons in C-USA, ODU ranked first in the league in overall road wins (57) and road wins within C-USA play (41). Old Dominion ranked second in the league for total wins (181), as well as home victories (63) and overall C-USA wins (102). During those nine seasons, Jones' teams finished in the top four six times.

Under Jones, the Monarchs have played in the NCAA Tournament, the NIT (including a trip to Madison Square Garden for the semifinals in 2015), the CBI semifinals, and won the Vegas 16.

His ODU teams held the longest road win streak in 2018 and the 5th longest home win streak in 2016. ODU meanwhile has led both the C-USA and the Sun Belt Conference in attendance at home games at Chartway Arena during Jones' tenure.

Jones' Monarchs received an NCAA Public Recognition Award from NCAA President Mark Emmert after reaching a four-year APR score of 990, which was 26 points higher than the National Average APR for men's basketball. The honor is given to teams with an APR in the top 10% of all teams in their respective sports.

2022-2023: Jones' 10th ODU season saw the Monarchs re-join the Sun Belt Conference and finish 19-12 overall and 11-7 in Sun Belt play. ODU ended the regular season knocking off the top two teams heading into the final weekend, Southern Miss and Marshall, at home. The Monarchs played their share of tight contests, going 6-2 in games decided by three points or less, including an Imo Essien buzzer-beating jumper at Texas State for a one-point win. Chance Jenkins was named to the Second Team All-Sun Belt Conference squad. Jones notched his 200th ODU win on February 24, 2023, in Chartway Arena.

2021-2022: The Monarchs finished the '22 season 13-19 with an 8-10 mark in C-USA play. Austin Trice was named to the Second Team All-C-USA squad, while Imo Essien, P.J. Gill, Jaylin Hunter, Jadin Johnson and D'Angelo Stines were named to the C-USA Commissioner's Honor Roll.

2020-2021: In his eighth season, Jones put together a 15-8 overall record and an 11-5 mark in league play, which earned the Monarchs a #2 seed in the C-USA Tournament and a first-round bye. Malik Curry earned All-C-USA Second Team and NABC All-District Team honors. Austin Trice was named the C-USA Sixth Player of the Year. Three student-athletes garnered C-USA Commissioner's Honor Roll accolades, while Jaylin Hunter was the recipient of the John R. Broderick Award and a C-USA Commissioner's Academic Medal.

2019-2020: ODU finished Jones' 7th season with a 13-19 overall record and a conference record of 9-9. Forward Aaron Carver was named to the C-USA All Defensive Team. Jones earned career win number 500 at Northeastern on Nov. 16, 2019.

2018-2019: Jones' sixth season was a banner year for the Monarchs, which claimed the C-USA regular season title, as well as the C-USA Tournament crown, punching Old Dominion's first ticket to the NCAA Tournament since 2011. The team fell to Purdue in the first round in Hartford, Ct., but finished with a 26-9 record and 13-5 conference mark. ODU's B.J. Stith was named the C-USA Player of the Year, and he was joined by point guard Ahmad Caver on the C-USA All-Conference Team. Xavier Green was named to the C-USA All-Conference Defensive Team. Jones was named the C-USA Coach of the Year.

2017-2018: Jones compiled a 25-7 overall record in his fifth season at ODU, his third season in four years with 25 or more victories. His 96 games over the previous four seasons ranked 27th nationally. Old Dominion went 15-3 in C-USA play and finished in second place, marking another year in excellent conference play. The fewest points ever allowed in ODU history came in an 82-33 victory against UTEP. Ahmad Caver was named to the All-C-USA First Team and All-Defensive Team. B.J. Stith was named to the All-League Third Team. Five players were named to the C-USA Academic Honor Roll and the program was recognized by the NCAA for its APR.

2016-2017: In his fourth season at the helm in Norfolk, Jones and the Monarchs finished third in the C-USA with a 12-6 mark and a 19-12 overall record for the season. Old Dominion ranked No. 6 in the country for scoring defense, allowing just 61.2 points per outing. Ahmad Caver was named

to the All-Conference Team, while Zoran Talley was tabbed as Sixth Man of the Year and Denzell Taylor garnered All-Defensive Team honors. The program marked a 55-14 record (80% winning percentage) when playing at home over the past four seasons.

2015-2016: Between the 2014-15 and 2015-16 seasons, Jones led ODU to 52 wins, which ranked in the top 20 nationally. In his third season leading Old Dominion, Jones and the Monarchs won a total of 25 games, including 15 of its last 18 contests. The Monarchs fell just two points shy of punching their ticket to the NCAA Tournament, losing a 55-53 heartbreaker to Middle Tennessee in the C-USA Championship, but the team went on to win the championship of Vegas 16 Tournament postseason. Point guard Trey Freeman earned First Team All-C-USA honors for the second straight season, and his scoring ranked No. 11 in the country. Freeman also led the entire country in made field goals with 323. Also in 2016, forward Brandan Stith was named to the C-USA All-Defensive Team, while teammate Zoran Talley was named to the C-USA All-Freshman Team.

2014-2015: In just his first two seasons as head coach at ODU, Jones guided the Monarchs to 45 wins, including a 27-8 mark in 2015. The Monarchs finished second in C-USA in their second year in the league. During the regular season, Jones' Monarchs notched several big victories, as ODU took down nationally-ranked VCU and eventual NCAA Tournament team, Georgia State. His squad churned out 10 straight wins from Nov. 24 to Jan. 17, which included wins against C-USA foes Marshall and Charlotte as well as in-state rivals VCU, George Mason and William & Mary. ODU advanced to the semifinals of the NIT at Madison Square Garden after reeling off wins over Charleston Southern, Illinois State and an epic three-point buzzer-beating victory over Murray State. Redshirt junior Trey Freeman was named C-USA Newcomer of the Year, was an All-League first team selection and earned C-USA All-Academic Team honors. ODU won 32 straight games at home dating back to the 2013-14 season, which was the fourth-longest active home winning streak in NCAA Division I Basketball. Jones eclipsed the 400 collegiate wins milestone in the Monarchs' NIT-opener on March 18, 2015.

2013-2014: In his first season as the head coach at ODU, Jones guided the Monarchs to 18 wins, leading the nation with the biggest turnaround in total victories as compared to the year before, when the Monarchs had gone 5-25. ODU finished sixth in its first season in C-USA and advanced to the semifinals of the College Basketball Invitational postseason tournament.

American University (2000-2013)

Overall: 211-182 (.537)

Patriot League: 111-73 (.603)

Jones had a 211-183 record in 13 seasons at American University and took the school to its first-ever NCAA Tournaments with back-to-back appearances in 2008 and 2009, after guiding the program to the 2002, 2004, 2008 and 2009 Patriot League championship games.

Four of Jones' last six teams at American won 20 or more games. Among the highlights: Jones led the Eagles to a 20-win season in 2011-12 and advanced to the CollegelInsider.com postseason tournament. His 2010-11 squad went 22-9 with 11 non-conference wins, and advanced to the Patriot League semifinals.

The 2008-09 AU team capped off the season with a 24-8 overall record, matching the program's record for wins, and a 13-1 Patriot League mark. The Eagles led the nation in road wins that season with 11, and their 59.1 points per game allowed average ranked 11th nationally. Jones was named Patriot League Coach of the Year and NABC District 13 Coach of the Year in 2009.

In the first round of the NCAA Tournament, despite holding a 14-point lead early in the second half, the 14th-seeded Eagles fell to Villanova in Philadelphia.

The 2007-08 Eagles captured the Patriot League title and advanced to AU's first-ever NCAA appearance after compiling a 21-12 record, which included a 67-59 win at the University of Maryland, the school's first win there in 80 years. His team faced the Tennessee in Birmingham in the first round of the NCAA Tournament, but despite leading early on, they lost 72-57. Previously, the Eagles became the first Patriot League team to beat an ACC team with a win over Florida State.

In 2001-02, AU won the regular season Patriot League title with an 18-12 record.

During his tenure at AU, Jones developed 21 players who were named All-Patriot League, 23 who went on to play professionally, two who earned Patriot League Rookie of the Year honors (Andre Ingram in 2004 and Derrick Mercer in 2006), and two Patriot League Players of the Year (Patrick Doctor in 2002 and Derrick Mercer in 2009).

Prior to American, Jones served as an assistant coach under Jerry DeGregorio at Rhode Island during the 1999-00 season.

University of Virginia (1990-1998)

Overall: 146-104 (.584)

ACC: 59-67 (.468)

Jones spent 20 years at the University of Virginia as a starting point guard, an assistant coach under Terry Holland (1982-1990), and for eight years as the head coach beginning in 1990.

After being named the youngest head coach in ACC history at the age of 29, Jones compiled 146 wins in eight years (146-104) for a .584 winning percentage. He led the Cavaliers to six postseason appearances (five NCAA, one NIT), including a 1995 NCAA Elite 8, a 1993 NCAA Sweet 16 appearance and an NIT championship in 1992, as well as one regular-season ACC championship, and four 20-win campaigns.

Virginia's win over Virginia Tech during the 1994-95 regular season gave Jones his 100th career victory, making him the second-fastest coach in school history and the fifth-fastest in ACC history to accomplish that feat. He also directed the Cavaliers to five of their top six seasons for field goal percentage defense at the time.

During his tenure as an assistant, Jones was a part of the Cavaliers' overall record of 162-95 (.630), participating in six NCAA Tournaments while advancing to the Final Four in 1984 and the Elite Eight in 1989.

As a four-year starting point guard for the Cavaliers (1979-1982), Jones was known as a leader and prolific passer. With Jones directing the potent offense, UVA compiled an overall record of 102-28 (.785) while leading the Cavaliers to two NAAs and two NIT tournaments. With Jones as point guard, Virginia captured the 1980 NIT title and advanced to the Final Four in 1981.

Jones finished his career as Virginia's all-time assist leader (598) while also setting the single-season record with 200 assists during the 1979-80 season. Later, he saw both of those records eclipsed by his own player, John Crotty. Jones served as team captain as a senior during the 1981-82 season and played in 129 games during his career. During that time he averaged 6.6 points and 4.6 assists per game while shooting 52.2% from the field and 74.3% from the free-throw line.

Jones graduated UVA in 1982 with a Bachelor of Science degree in psychology. He was selected in the fourth round of the 1982 NBA draft by the Indiana Pacers. A native of Owensboro, KY., Jones had a standout career at Apollo High School, where he was inducted into the school's Hall of Fame.

Off the Court

Jones is an active volunteer for Coaches vs. Cancer, a partnership between the NABC and the American Cancer Society, and he serves on the national board of the Coaches vs. Cancer Council. With his wife, Jones has helped to raise more than \$100,000 since 2018 for the American Cancer Society, which honored him in 2019 with a Champion of Hope Award. He has supported many groups working to raise prostate cancer awareness, including ZERO Cancer's Grow & Give campaign.

Jones actively supports veterans and has visited military bases overseas three times as part of the Troops First Foundation's "Operation Hardwood." In 2008 and 2009 he traveled to Afghanistan and Iraq, and in 2023 he coached troops in a tournament at Camp Arifjan in Kuwait.

Jones was honored nationally as the 2015 Barefoot Coach of the Year for his work, contributions, and creation of awareness for Samaritan's Feet, which provides shoes to impoverished children domestically and around the world.

As part of his years of service on the National Association of Basketball Coaches board, Jones organized the annual Reese's College All-Star Game at the Final Four, choosing the players and coaches and sometimes coaching himself. At the end of his NABC board presidency in 2017, Jones was honored with the group's Newton S. Hillard award.

Jones' father, the late Bob Jones, won the 1973 NCAA Division II National Title as the Head Men's Basketball Coach at Kentucky Wesleyan University (1972-1980).

Jones is the father of three children, Meghann, Madison, and Jeff, and three grandchildren, Boyd, Bess, and Langley. He and his wife, the former Danielle Decker of Virginia Beach, live in Norfolk.



Officials: Damon Williams, Jesse Joseph, Andrew Casas

Va. Wesleyan - 57 Record: 0-0

NO.	Name	Min	FG	3P	FT	Rebounds	Fouls	TP	AS	TO	ST	Blocks	+/
			M-A	M-A	M-A	OR DR TOT	PF FD					BS BA	
20	Amarion Wilson	F 19:24	2-6	0-0	1-4	2 1 3	2 5	5	0	3	0	4 1	-10
32	Eric Rowland	F 24:35	2-5	2-3	0-0	4 4 8	1 2	6	2	1	0	0 1	-14
3	Omani Deveaux	G 24:44	2-14	1-7	1-2	0 3 3	2 4	6	2	4	0	1 1	-22
11	Miles Wallace	G 24:06	1-5	1-1	0-0	1 2 3	0 0	3	1	0	2	0 0	-11
22	Jordan Crump	G 19:24	2-6	1-5	0-0	1 4 5	1 0	5	2	1	1	0 0	-7
4	Khai Seageant	19:55	4-11	3-4	1-3	3 4 7	2 11	0	1	3	0	0 0	-4
15	Aman Moor	11:46	0-1	0-0	0 0	0 1 1	4 3	0	0	0	0	0 0	-4
24	Bradwin Justice	18:19	4-6	0-1	3-4	0 4 4	1 2	11	0	0	1 1	-9	
0	Elijah Gardner	15:50	1-2	1-2	0-0	1 1 2	0 3	2	1	2	0 0	-3	
2	Paul Anderson	15:58	0-1	0-0	0 0	1 1 2	0 0	3	0	0	1 1	-4	
10	Khalil Davis	04:41	0-0	0-0	0 2	0 1 1	0 1	0	1	0	0 0	6	
12	Brian Jackson	00:46	1-1	1-1	0-0	0 0 0	1 0	3	0	0	0 0	3	
13	Aaron Brown	00:46	0-0	0-0	0 0	0 0 0	0 0	0	0	0	0 0	0	
33	Jayson Williams	00:46	0-1	0-0	0 0	0 0 0	0 0	0	0	0	0 0	3	
Team						0 0 0			0	2			
Totals		21-61	7-25	8-16	9	24 33	18 16	57	13	14	8	7 5	-14

Technical Fouls: NONE

Old Dominion - 71 Record: 1-0

NO.	Name	Min	FG	3P	FT	Rebounds	Fouls	TP	AS	TO	ST	Blocks	+/
			M-A	M-A	M-A	OR DR TOT	PF FD					BS BA	
23	Dericko Williams	F 14:55	1-5	0-0	2-4	3 5 8	1 2	4	0	0	0	1 3	8
0	Vasean Allette	G 22:19	2-7	0-1	0-0	1 5 6	2 0	4	2	4	1	0 0	8
1	Jason Wade	G 19:09	0-2	0-0	2-2	0 2 2	3 2	2	2	2	1	1 0	0
2	Chaunce Jenkins	G 26:01	7-14	1-4	1-2	0 3 3	3 3	16	1	3	1	0 0	-4
55	Bryce Baker	G 27:42	3-5	2-4	4-4	2 2 4	0 2	12	2	1	1	0 0	13
10	Tyrone Williams	21:34	6-9	0-2	3-3	1 5 6	1 2	15	1	2	0	0 1	-3
3	Imo Essien	18:49	1-2	0-0	2 0	0 0	1 4	3	0	0	0	0 0	9
13	Devin Ceaser	12:05	2-5	0-0	0-1	1 3 4	0 1	4	2	0	1	0 1	10
11	Dani Pounds	09:36	0-1	0-0	2-2	2 3 5	3 2	2	0	0	0	1 1	8
15	R.J. Blakney	16:19	2-3	1-1	1-5	0 4 4	1 3	6	0	3	0	0 0	-1
21	Leeroy Odiah	09:59	1-4	0-0	0 0	2 2 4	2 0	2	0	1	0	2 0	2
30	Cooper Jones	00:46	0-0	0-0	0 0	0 0 0	0 0	0	0	0	0 0	-3	
35	Jaylen Jenkins	00:46	0-0	0-0	0 0	0 0 0	0 0	0	0	0	0 0	-3	
Team						1 2 3			0	0			
Totals		25-57	4-12	17-25	13	36 49	16 18	71	13	16	7	5 7	14

Technical Fouls: NONE

Biggest lead 0 (1st 20:00)

Best Scoring Run 9 (2nd 1:30)

Lead Changes 0

Times Tied 0

Time with Lead 00:00

Points from Turnovers 12 16

Paint 18 38

Second Chance 7 10

Fast Breaks 5 28

Bench 32 33

Period by Period Scoring

VWU 26 31 57

ODU 40 31 71

Points from Turnovers 12 16

Paint 18 38

Second Chance 7 10

Fast Breaks 5 28

Bench 32 33

Period by Period Scoring

VWU 26 31 57

ODU 40 31 71

Points from Turnovers 12 16

Paint 18 38

Second Chance 7 10

Fast Breaks 5 28

Bench 32 33

Period by Period Scoring

VWU 26 31 57

ODU 40 31 71

Points from Turnovers 12 16

Paint 18 38

Second Chance 7 10

Fast Breaks 5 28

Bench 32 33

Period by Period Scoring

VWU 26 31 57

ODU 40 31 71

Points from Turnovers 12 16

Paint 18 38

Second Chance 7 10

Fast Breaks 5 28

Bench 32 33

Period by Period Scoring

VWU 26 31 57

ODU 40 31 71

Points from Turnovers 12 16

Paint 18 38

Second Chance 7 10

Fast Breaks 5 28

Bench 32 33

Period by Period Scoring

VWU 26 31 57

ODU 40 31 71

Points from Turnovers 12 16

Paint 18 38

Second Chance 7 10

Fast Breaks 5 28

Bench 32 33

Period by Period Scoring

VWU 26 31 57

ODU 40 31 71

Points from Turnovers 12 16

Paint 18 38

Second Chance 7 10

Fast Breaks 5 28

Bench 32 33

Period by Period Scoring

VWU 26 31 57

ODU 40 31 71

Points from Turnovers 12 16

Paint 18 38

Second Chance 7 10

Fast Breaks 5 28

Bench 32 33

Period by Period Scoring

VWU 26 31 57

ODU 40 31 71

Points from Turnovers 12 16

Paint 18 38

Second Chance 7 10

Fast Breaks 5 28

Bench 32 33

Period by Period Scoring

VWU 26 31 57

ODU 40 31 71

Points from Turnovers 12 16

Paint 18 38

Second Chance 7 10

Fast Breaks 5 28

Bench 32 33

Period by Period Scoring

VWU 26 31 57

ODU 40 31 71

Points from Turnovers 12 16

Paint 18 38

Second Chance 7 10

Fast Breaks 5 28

Bench 32 33

Period by Period Scoring

VWU 26 31 57

ODU 40 31 71

Points from Turnovers 12 16

Paint 18 38

Second Chance 7 10

Fast Breaks 5 28

Bench 32 33

Period by Period Scoring

VWU 26 31 57

ODU 40 31 71

Points from Turnovers 12 16

Paint 18 38

Second Chance 7 10

Fast Breaks 5 28

Bench 32 33

Period by Period Scoring

VWU 26 31 57

ODU 40 31 71

Points from Turnovers 12 16

Paint 18 38

Second Chance 7 10

Fast Breaks 5 28

Bench 32 33

Period by Period Scoring

VWU 26 31 57

ODU 40 31 71

Points from Turnovers 12 16

Paint 18 38

Second Chance 7 10

Fast Breaks 5 28

Bench 32 33

Period by Period Scoring

VWU 26 31 57

ODU 40 31 71

Points from Turnovers 12 16

Paint 18 38

Second Chance 7 10

Fast Breaks 5 28

Bench 32 33

Period by Period Scoring

VWU 26 31 57

ODU 40 31 71

Points from Turnovers 12 16

Paint 18 38

Second Chance 7 10

Fast Breaks 5 28

Bench 32 33

Period by Period Scoring

VWU 26 31 57

ODU 40 31 71

Points from Turnovers 12 16

Paint 18 38

Second Chance 7 10

Fast Breaks 5 28

Bench 32 33

Period by Period Scoring

VWU 26 31 57

ODU 40 31 71

Points from Turnovers 12 16

Paint 18 38

Second Chance 7 10

Fast Breaks 5 28

Bench 32 33

Period by Period Scoring

VWU 26 31 57

ODU 40 31 71

Points from Turnovers 12 16

Paint 18 38

Second Chance 7 10

Fast Breaks 5 28

Bench 32 33

Period by Period Scoring

VWU 26 31 57

ODU 40 31 71

Points from Turnovers 12 16

Paint 18 38

Second Chance 7 10

Fast Breaks 5 28

Bench 32 33

Period by Period Scoring

VWU 26 31 57

ODU 40 31 71

Points from Turnovers



2023-24 Old Dominion Men's Basketball Combined Team Statistics All games

Game Records

Record	Overall	Home	Away	Neutral
ALL GAMES	1-3	1-1	0-2	0-0
CONFERENCE	0-0	0-0	0-0	0-0
NON-CONFERENCE	1-3	1-1	0-2	0-0

Score by Periods

Team	1st	2nd	OT	TOT
Old Dominion	137	135	0	272
Opponents	138	154	0	292

Team Box Score

No.	Player				Total		3-Point		F-Throw		Rebounds											
		GP-GS	MIN	AVG	FG-FGA	FG%	3FG-3FGA	3FG%	FT-FTA	FT%	OFF	DEF	TOT	AVG	PF	DQ	A	TO	BLK	STL	PTS	AVG
2	JENKINS, Chaunce	4-4	129:38	32.4	28-61	.459	8-16	.500	5-7	.714	3	20	23	5.8	9	0	8	13	1	2	69	17.3
10	WILLIAMS, Tyrone	3-1	72:04	24.0	13-30	.433	2-8	.250	6-7	.857	5	15	20	6.7	5	0	2	3	0	4	34	11.3
0	ALLETTE, Vasean	4-4	98:18	24.6	16-37	.432	3-11	.273	3-8	.375	1	16	17	4.3	7	0	11	10	0	7	38	9.5
15	BLAKNEY, R.J.	4-0	73:28	18.4	12-20	.600	5-7	.714	2-6	.333	4	11	15	3.8	7	0	1	4	2	1	31	7.8
55	BAKER, Bryce	4-3	101:35	25.4	10-24	.417	7-17	.412	4-6	.667	4	6	10	2.5	3	0	6	4	0	3	31	7.8
13	CEASER, Devin	4-0	42:25	10.6	12-23	.522	2-3	.667	4-5	.800	2	7	9	2.3	4	0	5	2	0	1	30	7.5
11	POUNDS, Dani	4-3	64:29	16.1	6-13	.462	0-0	.000	2-2	1.000	7	13	20	5.0	11	1	0	2	1	2	14	3.5
3	ESSIEN, Imo	4-0	54:33	13.6	2-8	.250	1-4	.250	4-4	1.000	0	2	2	0.5	4	0	4	4	0	2	9	2.3
23	WILLIAMS, Dericko	2-1	36:09	18.1	1-10	.100	0-0	.000	2-5	.400	5	8	13	6.5	3	0	0	1	3	0	4	2.0
21	ODIAHI, Leeroy	3-0	40:38	13.5	3-6	.500	0-0	.000	0-0	.000	7	4	11	3.7	6	0	0	3	2	0	6	2.0
1	WADE, Jason	4-4	83:50	21.0	2-8	.250	0-2	.000	2-2	1.000	3	4	7	1.8	13	0	3	4	2	4	6	1.5
30	JONES, Cooper	2-0	02:06	1.1	0-0	.000	0-0	.000	0-0	.000	0	0	0	0.0	0	0	0	0	0	0	0	0.0
35	JENKINS, Jaylen	1-0	00:46	0.8	0-0	.000	0-0	.000	0-0	.000	0	0	0	0.0	0	0	0	0	0	0	0	0.0
Team											2	6	8				2					
Total		4	800		105-240	.438	28-68	.412	34-52	.654	43	112	155	38.8	72	1	40	52	11	26	272	68.0
Opponents		4	800		98-228	.430	38-108	.352	58-89	.652	36	102	138	34.5	54	0	51	41	15	23	292	73.0

Team Statistics

	ODU	OPP
Scoring	272	292
Points per game	68.0	73.0
Scoring margin	-5.0	-
Field goals-att	105-240	98-228
Field goal pct	.438	.430
3 point fg-att	28-68	38-108
3-point FG pct	.412	.352
3-pt FG made per game	7.0	9.5
Free throws-att	34-52	58-89
Free throw pct	.654	.652
F-Throws made per game	8.5	14.5
Rebounds	155	138
Rebounds per game	38.8	34.5
Rebounding margin	+4.3	-
Assists	40	51
Assists per game	10.0	12.8
Turnovers	52	41
Turnovers per game	13.0	10.3
Turnover margin	-2.8	-
Assist/turnover ratio	0.8	1.2
Steals	26	23
Steals per game	6.5	5.8
Blocks	11	15
Blocks per game	2.8	3.8
Winning streak	0	-
Home win streak	0	-
Attendance	10022	22418
Home games-Avg/Game	2-5011	2-11209
Neutral site-Avg/Game	-	0-0

Team Results

Date	Opponent		Score	Att.
11/06/2023	Va. Wesleyan	W	71-57	5371
11/11/2023	at Ball St.	L	68-73	3218
11/13/2023	at Arkansas	L	77-86	19200
11/22/2023	Princeton	L	56-76	4651



**2023-24 Old Dominion Men's Basketball
Individual Game-by-Game
All games**

#0 ALLETTE, Vasean

Opponent	Date	GS	MIN	Total		3-Pointers		Free throws		Rebounds				PF	A	TO	BLK	STL	PTS	AVG
				FG-FGA	PCT	3FG-3FGA	PCT	FT-FTA	PCT	OFF	DEF	TOT	AVG							
Va. Wesleyan	11/06/2023	*	22:19	2-7	.286	0-1	.000	0-0	.000	1	5	6	6.0	2	2	4	0	1	4	4.0
at Ball St.	11/11/2023	*	29:31	6-9	.667	1-4	.250	2-5	.400	0	3	3	4.5	3	2	2	0	3	15	9.5
at Arkansas	11/13/2023	*	23:02	2-11	.182	0-3	.000	0-0	.000	0	4	4	4.3	2	5	2	0	2	4	7.7
Princeton	11/22/2023	*	23:26	6-10	.600	2-3	.667	1-3	.333	0	4	4	4.3	0	2	2	0	1	15	9.5
Totals		4	98:18	16-37	.432	3-11	.273	3-8	.375	1	16	17	4.3	7	11	10	0	7	38	9.5

Player Averages

Games Played	Minutes/game	Points/game	FG Pct	3FG Pct	FT Pct	Rebounds/game	Assists/game	Turnovers/game	Assist/Turnover ratio	Steals/game	Blocks/game
4	24.6	9.5	43.2	27.3	37.5	4.3	2.8	2.5	1.1	1.8	0.0



**2023-24 Old Dominion Men's Basketball
Individual Game-by-Game
All games**

#1 WADE, Jason

Opponent	Date	GS	MIN	Total		3-Pointers		Free throws		Rebounds				PF	A	TO	BLK	STL	PTS	AVG
				FG-FGA	PCT	3FG-3FGA	PCT	FT-FTA	PCT	OFF	DEF	TOT	AVG							
Va. Wesleyan	11/06/2023	*	19:09	0-2	.000	0-0	.000	2-2	1.000	0	2	2	2.0	3	2	2	1	1	2	2.0
at Ball St.	11/11/2023	*	24:52	2-3	.667	0-0	.000	0-0	.000	0	2	2	2.0	4	0	1	0	1	4	3.0
at Arkansas	11/13/2023	*	17:60	0-2	.000	0-1	.000	0-0	.000	2	0	2	2.0	3	0	0	0	1	0	2.0
Princeton	11/22/2023	*	21:49	0-1	.000	0-1	.000	0-0	.000	1	0	1	1.8	3	1	1	1	1	0	1.5
Totals		4	83:50	2-8	.250	0-2	.000	2-2	1.000	3	4	7	1.8	13	3	4	2	4	6	1.5

Player Averages

Games Played	Minutes/game	Points/game	FG Pct	3FG Pct	FT Pct	Rebounds/game	Assists/game	Turnovers/game	Assist/Turnover ratio	Steals/game	Blocks/game
4	21.0	1.5	25.0	0.0	100.0	1.8	0.8	1.0	0.8	1.0	0.5



**2023-24 Old Dominion Men's Basketball
Individual Game-by-Game
All games**

#2 JENKINS, Chaunce

Opponent	Date	GS	MIN	Total		3-Pointers		Free throws		Rebounds				PF	A	TO	BLK	STL	PTS	AVG
				FG-FGA	PCT	3FG-3FGA	PCT	FT-FTA	PCT	OFF	DEF	TOT	AVG							
Va. Wesleyan	11/06/2023	*	26:01	7-14	.500	1-4	.250	1-2	.500	0	3	3	3.0	3	1	3	0	1	16	16.0
at Ball St.	11/11/2023	*	31:27	8-14	.571	2-3	.667	2-2	1.000	1	5	6	4.5	2	0	3	1	0	20	18.0
at Arkansas	11/13/2023	*	36:21	8-19	.421	3-6	.500	2-2	1.000	1	6	7	5.3	2	3	3	0	0	21	19.0
Princeton	11/22/2023	*	35:50	5-14	.357	2-3	.667	0-1	.000	1	6	7	5.8	2	4	4	0	1	12	17.3
Totals		4	129:38	28-61	.459	8-16	.500	5-7	.714	3	20	23	5.8	9	8	13	1	2	69	17.3

Player Averages

Games Played	Minutes/game	Points/game	FG Pct	3FG Pct	FT Pct	Rebounds/game	Assists/game	Turnovers/game	Assist/Turnover ratio	Steals/game	Blocks/game
4	32.4	17.3	45.9	50.0	71.4	5.8	2.0	3.3	0.6	0.5	0.3



**2023-24 Old Dominion Men's Basketball
Individual Game-by-Game
All games**

#3 ESSIEN, Imo

Opponent	Date	GS	MIN	Total		3-Pointers		Free throws		Rebounds				PF	A	TO	BLK	STL	PTS	AVG
				FG-FGA	PCT	3FG-3FGA	PCT	FT-FTA	PCT	OFF	DEF	TOT	AVG							
Va. Wesleyan	11/06/2023		18:49	1-2	.500	0-0	.000	2-2	1.000	0	0	0	0.0	0	3	0	0	0	4	4.0
at Ball St.	11/11/2023		10:31	0-1	.000	0-0	.000	0-0	.000	0	0	0	0.0	1	0	3	0	0	0	2.0
at Arkansas	11/13/2023		05:44	0-2	.000	0-1	.000	0-0	.000	0	0	0	0.0	1	0	0	0	0	0	1.3
Princeton	11/22/2023		19:28	1-3	.333	1-3	.333	2-2	1.000	0	2	2	0.5	2	1	1	0	2	5	2.3
Totals		0	54:33	2-8	.250	1-4	.250	4-4	1.000	0	2	2	0.5	4	4	4	0	2	9	2.3

Player Averages

Games Played	Minutes/game	Points/game	FG Pct	3FG Pct	FT Pct	Rebounds/game	Assists/game	Turnovers/game	Assist/Turnover ratio	Steals/game	Blocks/game
4	13.6	2.3	25.0	25.0	100.0	0.5	1.0	1.0	1.0	0.5	0.0



**2023-24 Old Dominion Men's Basketball
Individual Game-by-Game
All games**

#10 WILLIAMS, Tyrone

Opponent	Date	GS	MIN	Total		3-Pointers		Free throws		Rebounds				PF	A	TO	BLK	STL	PTS	AVG
				FG-FGA	PCT	3FG-3FGA	PCT	FT-FTA	PCT	OFF	DEF	TOT	AVG							
Va. Wesleyan	11/06/2023		21:34	6-9	.667	0-2	.000	3-3	1.000	1	5	6	6.0	1	1	2	0	2	15	15.0
at Ball St.	11/11/2023		29:51	4-13	.308	1-4	.250	2-2	1.000	3	7	10	8.0	4	0	0	0	2	11	13.0
at Arkansas	11/13/2023	*	20:39	3-8	.375	1-2	.500	1-2	.500	1	3	4	6.7	0	1	1	0	0	8	11.3
Totals		1	72:04	13-30	.433	2-8	.250	6-7	.857	5	15	20	6.7	5	2	3	0	4	34	11.3

Player Averages

Games Played	Minutes/game	Points/game	FG Pct	3FG Pct	FT Pct	Rebounds/game	Assists/game	Turnovers/game	Assist/Turnover ratio	Steals/game	Blocks/game
3	24.0	11.3	43.3	25.0	85.7	6.7	0.7	1.0	0.7	1.3	0.0



**2023-24 Old Dominion Men's Basketball
Individual Game-by-Game
All games**

#11 POUNDS, Dani

Opponent	Date	GS	MIN	Total		3-Pointers		Free throws		Rebounds				PF	A	TO	BLK	STL	PTS	AVG
				FG-FGA	PCT	3FG-3FGA	PCT	FT-FTA	PCT	OFF	DEF	TOT	AVG							
Va. Wesleyan	11/06/2023		09:36	0-1	.000	0-0	.000	2-2	1.000	2	3	5	5.0	3	0	0	1	0	2	2.0
at Ball St.	11/11/2023	*	15:36	3-4	.750	0-0	.000	0-0	.000	0	2	2	3.5	2	0	1	0	2	6	4.0
at Arkansas	11/13/2023	*	20:31	2-5	.400	0-0	.000	0-0	.000	4	3	7	4.7	5	0	1	0	0	4	4.0
Princeton	11/22/2023	*	18:46	1-3	.333	0-0	.000	0-0	.000	1	5	6	5.0	1	0	0	0	0	2	3.5
Totals		3	64:29	6-13	.462	0-0	.000	2-2	1.000	7	13	20	5.0	11	0	2	1	2	14	3.5

Player Averages

Games Played	Minutes/game	Points/game	FG Pct	3FG Pct	FT Pct	Rebounds/game	Assists/game	Turnovers/game	Assist/Turnover ratio	Steals/game	Blocks/game
4	16.1	3.5	46.2	0.0	100.0	5.0	0.0	0.5	0.0	0.5	0.3



**2023-24 Old Dominion Men's Basketball
Individual Game-by-Game
All games**

#13 CEASER, Devin

Opponent	Date	GS	MIN	Total		3-Pointers		Free throws		Rebounds				PF	A	TO	BLK	STL	PTS	AVG
				FG-FGA	PCT	3FG-3FGA	PCT	FT-FTA	PCT	OFF	DEF	TOT	AVG							
Va. Wesleyan	11/06/2023		12:05	2-5	.400	0-0	.000	0-1	.000	1	3	4	4.0	0	2	0	0	1	4	4.0
at Ball St.	11/11/2023		04:58	1-2	.500	0-0	.000	0-0	.000	0	1	1	2.5	0	0	0	0	0	2	3.0
at Arkansas	11/13/2023		14:60	8-12	.667	2-3	.667	0-0	.000	0	3	3	2.7	2	1	0	0	0	18	8.0
Princeton	11/22/2023		10:22	1-4	.250	0-0	.000	4-4	1.000	1	0	1	2.3	2	2	2	0	0	6	7.5
Totals		0	42:25	12-23	.522	2-3	.667	4-5	.800	2	7	9	2.3	4	5	2	0	1	30	7.5

Player Averages

Games Played	Minutes/game	Points/game	FG Pct	3FG Pct	FT Pct	Rebounds/game	Assists/game	Turnovers/game	Assist/Turnover ratio	Steals/game	Blocks/game
4	10.6	7.5	52.2	66.7	80.0	2.3	1.3	0.5	2.5	0.3	0.0



**2023-24 Old Dominion Men's Basketball
Individual Game-by-Game
All games**

#15 BLAKNEY, R.J.

Opponent	Date	GS	MIN	Total		3-Pointers		Free throws		Rebounds				PF	A	TO	BLK	STL	PTS	AVG
				FG-FGA	PCT	3FG-3FGA	PCT	FT-FTA	PCT	OFF	DEF	TOT	AVG							
Va. Wesleyan	11/06/2023		16:19	2-3	.667	1-1	1.000	1-5	.200	0	4	4	4.0	1	0	3	0	0	6	6.0
at Ball St.	11/11/2023		18:27	3-6	.500	0-0	.000	0-0	.000	2	3	5	4.5	2	0	1	1	0	6	6.0
at Arkansas	11/13/2023		22:32	5-6	.833	3-4	.750	1-1	1.000	0	4	4	4.3	2	1	0	1	0	14	8.7
Princeton	11/22/2023		16:10	2-5	.400	1-2	.500	0-0	.000	2	0	2	3.8	2	0	0	0	1	5	7.8
Totals		0	73:28	12-20	.600	5-7	.714	2-6	.333	4	11	15	3.8	7	1	4	2	1	31	7.8

Player Averages

Games Played	Minutes/game	Points/game	FG Pct	3FG Pct	FT Pct	Rebounds/game	Assists/game	Turnovers/game	Assist/Turnover ratio	Steals/game	Blocks/game
4	18.4	7.8	60.0	71.4	33.3	3.8	0.3	1.0	0.3	0.3	0.5



**2023-24 Old Dominion Men's Basketball
Individual Game-by-Game
All games**

#21 ODIAHI, Leeroy

Opponent	Date	GS	MIN	Total		3-Pointers		Free throws		Rebounds				PF	A	TO	BLK	STL	PTS	AVG
				FG-FGA	PCT	3FG-3FGA	PCT	FT-FTA	PCT	OFF	DEF	TOT	AVG							
Va. Wesleyan	11/06/2023		09:59	1-4	.250	0-0	.000	0-0	.000	2	2	4	4.0	2	0	1	2	0	2	2.0
at Ball St.	11/11/2023		11:42	1-1	1.000	0-0	.000	0-0	.000	2	1	3	3.5	0	0	1	0	0	2	2.0
at Arkansas	11/13/2023		18:57	1-1	1.000	0-0	.000	0-0	.000	3	1	4	3.7	4	0	1	0	0	2	2.0
Totals		0	40:38	3-6	.500	0-0	.000	0-0	.000	7	4	11	3.7	6	0	3	2	0	6	2.0

Player Averages

Games Played	Minutes/game	Points/game	FG Pct	3FG Pct	FT Pct	Rebounds/game	Assists/game	Turnovers/game	Assist/Turnover ratio	Steals/game	Blocks/game
3	13.5	2.0	50.0	0.0	0.0	3.7	0.0	1.0	0.0	0.0	0.7



**2023-24 Old Dominion Men's Basketball
Individual Game-by-Game
All games**

#23 WILLIAMS, Dericko

Opponent	Date	GS	MIN	Total		3-Pointers		Free throws		Rebounds				PF A TO BLK STL PTS AVG						
				FG-FGA	PCT	3FG-3FGA	PCT	FT-FTA	PCT	OFF	DEF	TOT	AVG							
Va. Wesleyan	11/06/2023	*	14:55	1-5	.200	0-0	.000	2-4	.500	3	5	8	8.0	1	0	0	1	0	4	4.0
Princeton	11/22/2023		21:14	0-5	.000	0-0	.000	0-1	.000	2	3	5	6.5	2	0	1	2	0	0	2.0
Totals		1	36:09	1-10	.100	0-0	.000	2-5	.400	5	8	13	6.5	3	0	1	3	0	4	2.0

Player Averages

Games Played	Minutes/game	Points/game	FG Pct	3FG Pct	FT Pct	Rebounds/game	Assists/game	Turnovers/game	Assist/Turnover ratio	Steals/game	Blocks/game
2	18.1	2.0	10.0	0.0	40.0	6.5	0.0	0.5	0.0	0.0	1.5



**2023-24 Old Dominion Men's Basketball
Individual Game-by-Game
All games**

#30 JONES, Cooper

Opponent	Date	GS	MIN	Total		3-Pointers		Free throws		Rebounds				PF	A	TO	BLK	STL	PTS	AVG
				FG-FGA	PCT	3FG-3FGA	PCT	FT-FTA	PCT	OFF	DEF	TOT	AVG							
Va. Wesleyan	11/06/2023		00:46	0-0	.000	0-0	.000	0-0	.000	0	0	0	0.0	0	0	0	0	0	0	0.0
Princeton	11/22/2023		01:20	0-0	.000	0-0	.000	0-0	.000	0	0	0	0.0	0	0	0	0	0	0	0.0
Totals		0	02:06	0-0	.000	0-0	.000	0-0	.000	0	0	0	0.0	0	0	0	0	0	0	0.0

Player Averages

Games Played	Minutes/game	Points/game	FG Pct	3FG Pct	FT Pct	Rebounds/game	Assists/game	Turnovers/game	Assist/Turnover ratio	Steals/game	Blocks/game
2	1.1	0.0	0.0	0.0	0.0	0.0	0.0	0.0	0.0	0.0	0.0



2023-24 Old Dominion Men's Basketball
Individual Game-by-Game
All games

#35 JENKINS, Jaylen

Opponent	Date	GS	MIN	Total		3-Pointers		Free throws		Rebounds				PF	A	TO	BLK	STL	PTS	AVG
				FG-FGA	PCT	3FG-3FGA	PCT	FT-FTA	PCT	OFF	DEF	TOT	AVG							
Va. Wesleyan	11/06/2023		00:46	0-0	.000	0-0	.000	0-0	.000	0	0	0	0.0	0	0	0	0	0	0	0.0
Totals		0	00:46	0-0	.000	0-0	.000	0-0	.000	0	0	0	0.0	0	0	0	0	0	0	0.0

Player Averages

Games Played	Minutes/game	Points/game	FG Pct	3FG Pct	FT Pct	Rebounds/game	Assists/game	Turnovers/game	Assist/Turnover ratio	Steals/game	Blocks/game
1	0.8	0.0	0.0	0.0	0.0	0.0	0.0	0.0	0.0	0.0	0.0



**2023-24 Old Dominion Men's Basketball
Individual Game-by-Game
All games**

#55 BAKER, Bryce

Opponent	Date	GS	MIN	Total		3-Pointers		Free throws		Rebounds				PF	A	TO	BLK	STL	PTS	AVG
				FG-FGA	PCT	3FG-3FGA	PCT	FT-FTA	PCT	OFF	DEF	TOT	AVG							
Va. Wesleyan	11/06/2023	*	27:42	3-5	.600	2-4	.500	4-4	1.000	2	2	4	4.0	0	2	1	0	1	12	12.0
at Ball St.	11/11/2023	*	23:04	1-4	.250	0-3	.000	0-2	.000	0	2	2	3.0	2	1	2	0	1	2	7.0
at Arkansas	11/13/2023		19:14	2-5	.400	2-4	.500	0-0	.000	0	1	1	2.3	1	3	1	0	0	6	6.7
Princeton	11/22/2023	*	31:35	4-10	.400	3-6	.500	0-0	.000	2	1	3	2.5	0	0	0	0	1	11	7.8
Totals		3	101:35	10-24	.417	7-17	.412	4-6	.667	4	6	10	2.5	3	6	4	0	3	31	7.8

Player Averages

Games Played	Minutes/game	Points/game	FG Pct	3FG Pct	FT Pct	Rebounds/game	Assists/game	Turnovers/game	Assist/Turnover ratio	Steals/game	Blocks/game
4	25.4	7.8	41.7	41.2	66.7	2.5	1.5	1.0	1.5	0.8	0.0



**2023-24 Old Dominion Men's Basketball
Team Game-by-Game
All games**

Opponent	Date	Score	W	Total		3-Pointers		Free throws		Rebounds										
				FG-FGA	PCT	3FG-3FGA	PCT	FT-FTA	PCT	OFF	DEF	TOT	AVG	PF	A	TO	BLK	STL	PTS	AVG
Va. Wesleyan	11/06/2023	71-57	W	25-57	.439	4-12	.333	17-25	.680	13	36	49	49.0	16	13	16	5	7	71	71.0
at Ball St.	11/11/2023	68-73	L	29-57	.509	4-14	.286	6-11	.545	8	26	34	41.5	20	3	15	2	9	68	69.5
at Arkansas	11/13/2023	77-86	L	31-71	.437	11-24	.458	4-5	.800	12	27	39	40.7	22	14	10	1	3	77	72.0
Princeton	11/22/2023	56-76	L	20-55	.364	9-18	.500	7-11	.636	10	23	33	38.8	14	10	11	3	7	56	68.0
Total		272		105-240	.438	28-68	.412	34-52	.654	43	112	155	38.8	72	40	52	11	26	272	68.0
Opponents		292		98-228	.430	38-108	.352	58-89	.652	36	102	138	34.5	54	51	41	15	23	292	73.0

Old Dominion Averages

Games Played	Points/game	FG Pct	3FG Pct	FT Pct	Rebounds/game	Assists/game	Turnovers/game	Assist/Turnover ratio	Steals/game	Blocks/game
4	68.0	43.8	41.2	65.4	38.8	10.0	13.0	0.8	6.5	2.8



**2023-24 Old Dominion Men's Basketball
Opponents Game-by-Game
All games**

Opponent	Date	Score	W	Total		3-Pointers		Free throws		Rebounds										
				FG-FGA	PCT	3FG-3FGA	PCT	FT-FTA	PCT	OFF	DEF	TOT	AVG	PF	A	TO	BLK	STL	PTS	AVG
Va. Wesleyan	11/06/2023	71-57	W	21-61	.344	7-25	.280	8-16	.500	9	24	33	33.0	18	13	14	7	8	57	57.0
at Ball St.	11/11/2023	68-73	L	21-53	.396	10-31	.323	21-30	.700	11	22	33	33.0	11	6	14	2	5	73	65.0
at Arkansas	11/13/2023	77-86	L	30-59	.508	8-19	.421	18-29	.621	8	27	35	33.7	12	15	4	6	3	86	72.0
Princeton	11/22/2023	56-76	L	26-55	.473	13-33	.394	11-14	.786	8	29	37	34.5	13	17	9	0	7	76	73.0
Total		292		98-228	.430	38-108	.352	58-89	.652	36	102	138	34.5	54	51	41	15	23	292	73.0
Old Dominion		272		105-240	.438	28-68	.412	34-52	.654	43	112	155	38.8	72	40	52	11	26	272	68.0

Opponents Averages

Games Played	Points/game	FG Pct	3FG Pct	FT Pct	Rebounds/game	Assists/game	Turnovers/game	Assist/Turnover ratio	Steals/game	Blocks/game
4	73.0	43.0	35.2	65.2	34.5	12.8	10.3	1.2	5.8	3.8



Old Dominion Men's Basketball
Individual Career Summaries
All games

ALLETTE, Vasean

				Field Goals		3-Point		F-Throws		Rebounds									Scoring	
SEASON	TEAM	GP-GS	MIN/AVG	FG-FGA	FG%	3FG-3FGA	3FG%	FT-FTA	FT%	OFF	DEF	TOT	AVG	PF-FO	A	TO	BLK	STL	PTS	AVG
2023-24	ODU	4-4	98/24.6	16-37	.432	3-11	.273	3-8	.375	1	16	17	4.3	7-0	11	10	0	7	38	9.5
TOTAL		4-4	98/24.6	16-37	.432	3-11	.273	3-8	.375	1	16	17	4.3	7-0	11	10	0	7	38	9.5

Single Game Highs

Statistic	Value	
Points	15	at Ball St. 11/11/23, vs Princeton 11/22/23
Rebounds	6	vs Va. Wesleyan 11/06/23
Assists	5	at Arkansas 11/13/23
Steals	3	at Ball St. 11/11/23
FG Made	6	at Ball St. 11/11/23, vs Princeton 11/22/23
FG Attempts	11	at Arkansas 11/13/23
3FG Made	2	vs Princeton 11/22/23
3FG Attempts	4	at Ball St. 11/11/23
FT Made	2	at Ball St. 11/11/23
FT Attempts	5	at Ball St. 11/11/23

BAKER, Bryce

				Field Goals		3-Point		F-Throws		Rebounds									Scoring	
SEASON	TEAM	GP-GS	MIN/AVG	FG-FGA	FG%	3FG-3FGA	3FG%	FT-FTA	FT%	OFF	DEF	TOT	AVG	PF-FO	A	TO	BLK	STL	PTS	AVG
2022-23	ODU	27-9	323/12.0	26-74	.351	21-63	.333	4-9	.444	13	26	39	1.4	20-0	5	6	3	10	77	2.9
2023-24	ODU	4-3	102/25.4	10-24	.417	7-17	.412	4-6	.667	4	6	10	2.5	3-0	6	4	0	3	31	7.8
TOTAL		31-12	425/13.7	36-98	.367	28-80	.350	8-15	.533	17	32	49	1.6	23-0	11	10	3	13	108	3.5

Single Game Highs

Statistic	Value	
Points	12	at James Madison 02/16/23, vs Va. Wesleyan 11/06/23
Rebounds	7	at Coastal Carolina 01/28/23
Assists	3	at Arkansas 11/13/23
Steals	3	at Marshall 01/14/23
Blocks	1	at Troy 01/05/23, at Coastal Carolina 01/28/23, at App State 02/18/23
FG Made	4	at James Madison 02/16/23, vs Princeton 11/22/23
FG Attempts	10	at Coastal Carolina 01/28/23, vs Princeton 11/22/23
3FG Made	4	at James Madison 02/16/23
3FG Attempts	9	at Coastal Carolina 01/28/23
FT Made	4	vs Va. Wesleyan 11/06/23
FT Attempts	5	at Coastal Carolina 01/28/23



**Old Dominion Men's Basketball
Individual Career Summaries
All games**

BLAKNEY, R.j.

SEASON	TEAM	GP-GS	MIN/AVG	Field Goals		3-Point		F-Throws		Rebounds				Scoring						
				FG-FGA	FG%	3FG-3FGA	3FG%	FT-FTA	FT%	OFF	DEF	TOT	AVG	PF-FO	A	TO	BLK	STL	PTS	AVG
2020-21	UD	17-3	237/14.0	31-56	.554	9-25	.360	10-12	.833	14	26	40	2.4	32-0	7	10	4	8	81	4.8
2021-22	UD	35-35	779/22.2	77-172	.448	31-88	.352	42-59	.712	39	84	123	3.5	52-0	34	33	8	22	227	6.5
2022-23	UD	30-20	715/23.8	62-141	.440	16-66	.242	42-58	.724	23	52	75	2.5	49-3	36	35	15	21	182	6.1
2023-24	ODU	4-0	73/18.4	12-20	.600	5-7	.714	2-6	.333	4	11	15	3.8	7-0	1	4	2	1	31	7.8
TOTAL FOR ODU		4-0	73/18.4	12-20	.600	5-7	.714	2-6	.333	4	11	15	3.8	7-0	1	4	2	1	31	7.8
TOTAL		86-58	1804/21.0	182-389	.468	61-186	.328	96-135	.711	80	173	253	2.9	140-3	78	82	29	52	521	6.1

Single Game Highs

Statistic	Value	
Points	19	vs Virginia Tech 12/12/21, vs Saint Joseph's 01/04/23
Rebounds	9	vs UMass Lowell 11/13/21
Assists	5	vs Alcorn 12/20/22
Steals	3	4 times
Blocks	2	4 times
FG Made	7	vs Virginia Tech 12/12/21, vs Duquesne 12/28/22, vs Saint Joseph's 01/04/23
FG Attempts	11	at Richmond 03/01/22, vs Duquesne 12/28/22
3FG Made	5	vs Virginia Tech 12/12/21
3FG Attempts	6	vs Saint Joseph's 01/04/23
FT Made	5	5 times
FT Attempts	10	vs VCU 01/05/22

CEASER, Devin

SEASON	TEAM	GP-GS	MIN/AVG	Field Goals		3-Point		F-Throws		Rebounds				Scoring						
				FG-FGA	FG%	3FG-3FGA	3FG%	FT-FTA	FT%	OFF	DEF	TOT	AVG	PF-FO	A	TO	BLK	STL	PTS	AVG
2022-23	UB	19-0	127/6.7	39-86	.453	8-27	.296	9-15	.600	7	12	19	1.0	7-0	8	8	0	10	95	5.0
2023-24	ODU	4-0	42/10.6	12-23	.522	2-3	.667	4-5	.800	2	7	9	2.3	4-0	5	2	0	1	30	7.5
TOTAL FOR ODU		4-0	42/10.6	12-23	.522	2-3	.667	4-5	.800	2	7	9	2.3	4-0	5	2	0	1	30	7.5
TOTAL		23-0	169/7.4	51-109	.468	10-30	.333	13-20	.650	9	19	28	1.2	11-0	13	10	0	11	125	5.4

Single Game Highs

Statistic	Value	
Points	25	vs SUNY Canton 12/21/22
Rebounds	4	vs Va. Wesleyan 11/06/23
Assists	3	vs SUNY Canton 12/21/22
Steals	4	vs St. John Fisher 12/06/22, vs SUNY Canton 12/21/22
FG Made	11	vs SUNY Canton 12/21/22
FG Attempts	14	vs SUNY Canton 12/21/22
3FG Made	3	vs St. John Fisher 12/06/22
3FG Attempts	6	vs St. John Fisher 12/06/22
FT Made	4	vs Princeton 11/22/23
FT Attempts	5	vs Tulane 12/10/22



**Old Dominion Men's Basketball
Individual Career Summaries
All games**

ESSIEN, Imo

SEASON	TEAM	GP-GS	MIN/AVG	Field Goals		3-Point		F-Throws		Rebounds				Other				Scoring		
				FG-FGA	FG%	3FG-3FGA	3FG%	FT-FTA	FT%	OFF	DEF	TOT	AVG	PF-FO	A	TO	BLK	STL	PTS	AVG
2021-22	ODU	32-0	225/7.0	15-34	.441	3-4	.750	5-6	.833	2	12	14	0.4	9-0	24	22	0	4	38	1.2
2022-23	ODU	25-15	672/26.9	51-137	.372	13-42	.310	16-23	.696	10	59	69	2.8	19-0	58	31	1	19	131	5.2
2023-24	ODU	4-0	55/13.6	2-8	.250	1-4	.250	4-4	1.000	0	2	2	0.5	4-0	4	4	0	2	9	2.3
TOTAL		61-15	951/15.6	68-179	.380	17-50	.340	25-33	.758	12	73	85	1.4	32-0	86	57	1	25	178	2.9

Single Game Highs

Statistic	Value	
Points	13	vs Furman 11/18/22
Rebounds	8	vs East Carolina 11/26/22
Assists	5	vs East Carolina 11/26/22, vs Gardner-Webb 12/10/22, vs George Mason 12/21/22
Steals	2	4 times
Blocks	1	at South Alabama 01/26/23
FG Made	5	vs Furman 11/18/22
FG Attempts	10	vs Gardner-Webb 12/10/22
3FG Made	2	vs Virginia Tech 11/17/22, vs George Mason 12/21/22
3FG Attempts	4	vs Gardner-Webb 12/10/22
FT Made	4	vs Norfolk St. 12/03/22
FT Attempts	6	vs Texas St. 03/02/23



Old Dominion Men's Basketball
Individual Career Summaries
All games

JENKINS, Chaunce

SEASON	TEAM	GP-GS	MIN/AVG	Field Goals		3-Point		F-Throws		Rebounds				Scoring						
				FG-FGA	FG%	3FG-3FGA	3FG%	FT-FTA	FT%	OFF	DEF	TOT	AVG	PF-FO	A	TO	BLK	STL	PTS	AVG
2020-21	WSU	5-0	36/7.1	3-9	.333	0-4	.000	0-2	.000	2	0	2	0.4	2-0	2	3	0	0	6	1.2
2021-22	WSU	19-0	141/7.4	15-44	.341	7-25	.280	5-9	.556	5	4	9	0.5	11-0	7	8	5	7	42	2.2
2022-23	ODU	31-17	972/31.4	145-316	.459	26-71	.366	102-134	.761	21	85	106	3.4	62-1	89	68	17	29	418	13.5
2023-24	ODU	4-4	130/32.4	28-61	.459	8-16	.500	5-7	.714	3	20	23	5.8	9-0	8	13	1	2	69	17.3
TOTAL FOR ODU		35-21	1102/31.5	173-377	.459	34-87	.391	107-141	.759	24	105	129	3.7	71-1	97	81	18	31	487	13.9
TOTAL		59-21	1278/21.7	191-430	.444	41-116	.353	112-152	.737	31	109	140	2.4	84-1	106	92	23	38	535	9.1

Single Game Highs

Statistic	Value	
Points	24	vs Virginia Tech 11/17/22
Rebounds	9	vs Va. Wesleyan 11/14/22
Assists	7	at Ga. Southern 01/07/23
Steals	3	vs East Carolina 11/26/22
Blocks	3	vs Prairie View 12/22/21, vs Coastal Carolina 01/12/23
FG Made	10	vs Virginia Tech 11/17/22
FG Attempts	19	at Arkansas 11/13/23
3FG Made	3	4 times
3FG Attempts	6	vs Prairie View 12/22/21, at Arkansas 11/13/23
FT Made	7	vs Georgia St. 01/19/23
FT Attempts	9	vs Norfolk St. 12/03/22

JENKINS, Jaylen

SEASON	TEAM	GP-GS	MIN/AVG	Field Goals		3-Point		F-Throws		Rebounds				Scoring						
				FG-FGA	FG%	3FG-3FGA	3FG%	FT-FTA	FT%	OFF	DEF	TOT	AVG	PF-FO	A	TO	BLK	STL	PTS	AVG
2023-24	ODU	1-0	1/0.8	0-0	.000	0-0	.000	0-0	.000	0	0	0	0.0	0-0	0	0	0	0	0	0.0
TOTAL		1-0	1/0.8	0-0	.000	0-0	.000	0-0	.000	0	0	0	0.0	0-0	0	0	0	0	0	0.0

JONES, Cooper

SEASON	TEAM	GP-GS	MIN/AVG	Field Goals		3-Point		F-Throws		Rebounds				Scoring						
				FG-FGA	FG%	3FG-3FGA	3FG%	FT-FTA	FT%	OFF	DEF	TOT	AVG	PF-FO	A	TO	BLK	STL	PTS	AVG
2022-23	ODU	4-0	3/0.7	0-0	.000	0-0	.000	0-0	.000	0	1	1	0.3	0-0	0	0	0	0	0	0.0
2023-24	ODU	2-0	2/1.1	0-0	.000	0-0	.000	0-0	.000	0	0	0	0.0	0-0	0	0	0	0	0	0.0
TOTAL		6-0	5/0.8	0-0	.000	0-0	.000	0-0	.000	0	1	1	0.2	0-0	0	0	0	0	0	0.0

Single Game Highs

Statistic	Value	
Rebounds	1	vs UMES 11/07/22



Old Dominion Men's Basketball
Individual Career Summaries
All games

ODIAHI, Leeroy

				Field Goals		3-Point		F-Throws		Rebounds				Scoring						
SEASON	TEAM	GP-GS	MIN/AVG	FG-FGA	FG%	3FG-3FGA	3FG%	FT-FTA	FT%	OFF	DEF	TOT	AVG	PF-FO	A	TO	BLK	STL	PTS	AVG
2023-24	ODU	3-0	41/13.5	3-6	.500	0-0	.000	0-0	.000	7	4	11	3.7	6-0	0	3	2	0	6	2.0
TOTAL		3-0	41/13.5	3-6	.500	0-0	.000	0-0	.000	7	4	11	3.7	6-0	0	3	2	0	6	2.0

Single Game Highs

Statistic	Value	
Points	2	vs Va. Wesleyan 11/06/23, at Ball St. 11/11/23, at Arkansas 11/13/23
Rebounds	4	vs Va. Wesleyan 11/06/23, at Arkansas 11/13/23
Blocks	2	vs Va. Wesleyan 11/06/23
FG Made	1	vs Va. Wesleyan 11/06/23, at Ball St. 11/11/23, at Arkansas 11/13/23
FG Attempts	4	vs Va. Wesleyan 11/06/23

POUNDS, Dani

				Field Goals		3-Point		F-Throws		Rebounds				Scoring						
SEASON	TEAM	GP-GS	MIN/AVG	FG-FGA	FG%	3FG-3FGA	3FG%	FT-FTA	FT%	OFF	DEF	TOT	AVG	PF-FO	A	TO	BLK	STL	PTS	AVG
2023-24	ODU	4-3	64/16.1	6-13	.462	0-0	.000	2-2	1.000	7	13	20	5.0	11-1	0	2	1	2	14	3.5
TOTAL		4-3	64/16.1	6-13	.462	0-0	.000	2-2	1.000	7	13	20	5.0	11-1	0	2	1	2	14	3.5

Single Game Highs

Statistic	Value	
Points	6	at Ball St. 11/11/23
Rebounds	7	at Arkansas 11/13/23
Steals	2	at Ball St. 11/11/23
Blocks	1	vs Va. Wesleyan 11/06/23
FG Made	3	at Ball St. 11/11/23
FG Attempts	5	at Arkansas 11/13/23
FT Made	2	vs Va. Wesleyan 11/06/23
FT Attempts	2	vs Va. Wesleyan 11/06/23



**Old Dominion Men's Basketball
Individual Career Summaries
All games**

WADE, Jason

SEASON	TEAM	GP-GS	MIN/AVG	Field Goals		3-Point		F-Throws		Rebounds				Scoring						
				FG-FGA	FG%	3FG-3FGA	3FG%	FT-FTA	FT%	OFF	DEF	TOT	AVG	PF-FO	A	TO	BLK	STL	PTS	AVG
2018-19	ODU	35-1	664/19.0	55-128	.430	5-16	.313	18-37	.486	64	61	125	3.6	69-1	55	42	13	33	133	3.8
2019-20	ODU	20-12	551/27.6	91-162	.562	6-21	.286	30-46	.652	47	63	110	5.5	59-3	37	37	7	52	218	10.9
2022-23	ODU	20-0	144/7.2	11-26	.423	1-2	.500	0-3	.000	12	7	19	1.0	23-0	11	7	3	7	23	1.2
2023-24	ODU	4-4	84/21.0	2-8	.250	0-2	.000	2-2	1.000	3	4	7	1.8	13-0	3	4	2	4	6	1.5
TOTAL		79-17	1442/18.3	159-324	.491	12-41	.293	50-88	.568	126	135	261	3.3	164-4	106	90	25	96	380	4.8

Single Game Highs

Statistic	Value	
Points	23	vs Charlotte 01/20/20
Rebounds	10	at Western Ky. 01/16/20
Assists	5	vs William & Mary 12/05/18, at UTSA 01/26/19
Steals	6	at Charlotte 01/21/19, at UNI 11/05/19
Blocks	2	4 times
FG Made	10	at Western Ky. 01/16/20, vs Charlotte 01/20/20
FG Attempts	19	at Western Ky. 01/16/20
3FG Made	1	12 times
3FG Attempts	3	vs North Texas 01/31/19, vs UMES 12/22/19, vs UAB 01/04/20
FT Made	6	at Marshall 01/18/20
FT Attempts	9	vs James Madison 11/20/19

WILLIAMS, Dericko

SEASON	TEAM	GP-GS	MIN/AVG	Field Goals		3-Point		F-Throws		Rebounds				Scoring						
				FG-FGA	FG%	3FG-3FGA	3FG%	FT-FTA	FT%	OFF	DEF	TOT	AVG	PF-FO	A	TO	BLK	STL	PTS	AVG
2022-23	ODU	31-31	640/20.7	65-158	.411	0-0	.000	56-85	.659	71	108	179	5.8	94-3	14	43	26	18	186	6.0
2023-24	ODU	2-1	36/18.1	1-10	.100	0-0	.000	2-5	.400	5	8	13	6.5	3-0	0	1	3	0	4	2.0
TOTAL		33-32	677/20.5	66-168	.393	0-0	.000	58-90	.644	76	116	192	5.8	97-3	14	44	29	18	190	5.8

Single Game Highs

Statistic	Value	
Points	12	at App State 02/18/23
Rebounds	11	vs Southern Miss. 02/22/23
Assists	4	vs Southern Miss. 02/22/23
Steals	3	vs App State 01/21/23
Blocks	5	vs William & Mary 12/07/22
FG Made	4	4 times
FG Attempts	10	vs Va. Wesleyan 11/14/22
FT Made	5	vs Southern Miss. 02/22/23
FT Attempts	8	vs Southern Miss. 02/22/23



Old Dominion Men's Basketball
Individual Career Summaries
All games

WILLIAMS, Tyrone
















SEASON	TEAM	GP-GS	MIN/AVG	Field Goals		3-Point		F-Throws		Rebounds				Scoring						
				FG-FGA	FG%	3FG-3FGA	3FG%	FT-FTA	FT%	OFF	DEF	TOT	AVG	PF-FO	A	TO	BLK	STL	PTS	AVG
2022-23	Oregon	23-0	222/9.6	24-44	.545	3-10	.300	7-22	.318	10	36	46	2.0	11-0	4	13	2	5	58	2.5
2023-24	ODU	3-1	72/24.0	13-30	.433	2-8	.250	6-7	.857	5	15	20	6.7	5-0	2	3	0	4	34	11.3
TOTAL FOR ODU		3-1	72/24.0	13-30	.433	2-8	.250	6-7	.857	5	15	20	6.7	5-0	2	3	0	4	34	11.3
TOTAL		26-1	294/11.3	37-74	.500	5-18	.278	13-29	.448	15	51	66	2.5	16-0	6	16	2	9	92	3.5

Single Game Highs

Statistic	Value	
Points	15	vs Va. Wesleyan 11/06/23
Rebounds	11	vs UC Irvine 03/15/23
Assists	2	vs Wisconsin 03/21/23
Steals	3	vs Florida A&M 11/07/22
Blocks	1	vs UC Irvine 11/11/22, vs Nevada 12/10/22
FG Made	6	vs Va. Wesleyan 11/06/23
FG Attempts	13	at Ball St. 11/11/23
3FG Made	1	5 times
3FG Attempts	4	at Ball St. 11/11/23
FT Made	5	vs UC Irvine 03/15/23
FT Attempts	9	vs UC Irvine 03/15/23



2023-24 OLD DOMINION MEN'S BASKETBALL TV ID CHART

0		Vah-sean ALL-ette Guard 6'3 Freshman Toronto, Ontario, Canada	23-24 MIN 24.5 FG .432 PTS 9.5 3FG .273 FT .375 Season High: PTS: 15 AST: 5	REB: 6 STL: 3	FGM: 6 BLK: 0	3FG: 1 FT: 2	Last Game: 15 pts, 4 reb, 2 ast Notes: • Twin brother Yamari also member of team • Matched season high with 15 pts vs. Princeton
1		Jason Wade Guard 6'4 Senior Richmond, Va. (Trinity Episcopal HS)	23-24 MIN 21.0 FG .250 PTS 1.5 3FG .000 FT 1.000 Career 18.3 4.91 .293 .568 Career High: PTS: 23 AST: 5	REB: 6 STL: 6	FGM: 6 BLK: 2	3FG: 1 FT: 6	Last Game: 1 reb, 1 stl, 1 ast, 1 blk Notes: • Out 2020-22 seasons with ACL then Achilles injuries
2		CHAWN-cee Jenkins Guard 6'4 Junior Newport News, Va. (Wichita State)	23-24 MIN 32.4 FG .459 PTS 17.3 3FG .500 FT .714 Career 21.7 4.44 .353 .737 Career High: PTS: 24 AST: 7	REB: 9 STL: 3	FGM: 10 BLK: 3	3FG: 3 FT: 7	Last Game: 12 pts, 7 reb, 4 ast Notes: • Scored 15 of his 21 points in the second half at Arkansas • Scored 500th career point at Ball State
3		E-moe S-E-IN Guard 5'11 Junior Wylie, Texas (Bishop Lynch HS)	23-24 MIN 13.6 FG .250 PTS 2.3 3FG .250 FT 1.000 Career 15.6 3.80 2.9 .340 .758 Career High: PTS: 13 AST: 5	REB: 8 STL: 2	FGM: 5 BLK: 0	3FG: 2 FT: 4	Last Game: 5 pts, 2 reb, 2 stl Notes: • Starting point guard first 15 games of 2022-23 • GW jumper in home state at buzzer to beat Texas State • 3 assists in season opener vs. Va. Wesleyan
4		Yah-Mar-e ALL-ette Guard 6'3 Freshman Toronto, Ontario, Canada	23-24 MIN FG PTS 3FG FT Career High: PTS: AST:	REB: STL:	FGM: BLK:	3FG: FT:	Last Game: DNP Notes:
10		Tyrone Williams Guard 6'5 Senior Philadelphia, Pa. (Oregon)	23-24 MIN 24.3 FG .433 PTS 11.3 3FG .250 FT .857 Season High: PTS: 15 AST: 1	REB: 10 STL: 2	FGM: 6 BLK: 0	3FG: 1 FT: 3	Last Game: DNP Notes: Transfer from Oregon First collegiate double-double v. Ball State
-11		Dani (Danny) Pounds Forward 6'7 Freshman Atlanta, Ga.	23-24 MIN 16.1 FG .462 PTS 3.5 3FG .000 FT 1.000 Season High: PTS: 6 AST: 0	REB: 7 STL: 2	FGM: 3 BLK: 1	3FG: 0 FT: 2	Last Game: 2 pts, 6 reb Notes: Had five rebounds in college debut First collegiate start - 6 pts v. Ball State; followed with 4 pts, 7 reb at #14 Arkansas
13		Devin Ceaser Guard 6'0 Sophomore Waldorf, Md.	23-24 MIN 10.6 FG .522 PTS 7.5 3FG .667 FT .800 Season High: PTS: 18 AST: 2	REB: 4 STL: 1	FGM: 8 BLK: 0	3FG: 2 FT: 0	Last Game: 18 pts, 3 reb Notes: • Transfer from Buffalo • 18 pts in 15 minutes at #14 Arkansas
15		R.J. Blakney Guard 6'6 Junior Baltimore, Md.	23-24 MIN 18.4 FG .600 PTS 7.8 3FG .714 FT .333 Season High: PTS: 14 AST: 1	REB: 5 STL: 0	FGM: 5 BLK: 1	3FG: 3 FT: 1	Last Game: 5 pts, 2 reb, 1 stl Notes: Transfer from Dayton 14 pts in 22 min going 5-of-6 fg/3-of-4 3's at #14 Ark.
21		Lee-Roy O-d-ah-hee Center 6'11 Junior Tralee, Ireland	23-24 MIN 13.7 FG .500 PTS 2.0 3FG .000 FT .000 Season High: PTS: 2 AST: 0	REB: 4 STL: 0	FGM: 1 BLK: 2	3FG: 0 FT: 0	Last Game: DNP Notes: • Transfer from Indian Hills CC • 2 pts, 4 reb, 2 blk in ODU debut
23		Dur-REE-co Williams Forward 6'7 Senior Kinston, N.C. (Tallahassee CC)	23-24 MIN 18.1 FG .100 PTS 2.0 REB 6.5 FT .400 Career 20.5 3.93 5.8 .644 Career High: PTS: 12 AST: 3	REB: 11 STL: 3	FGM: 4 BLK: 5	3FG: - FT: 5	Last Game: 5 reb, 2 blk Notes: • Transfer from Tallahassee CC • 8 rebounds in 15 minutes in season opener
30		Cooper Jones Guard 6'1 Sophomore Williamsburg, Va. (Walsingham Acad.)	23-24 MIN 1.1 FG .000 PTS .000 3FG .000 FT .000 Career 0.8 0.000 0.0 0.000 Career High: PTS: - AST: -	REB: 1 STL: -	FGM: - BLK: -	3FG: - FT: -	Last Game: 0 pts Notes: • Seen action against UMES and East Carolina • Had one rebound in 2022-23 opener vs UMES
34		Sam Hood Forward 6'9 Junior Raleigh, N.C.	23-24 MIN FG PTS 3FG FT Career High: PTS: AST:	REB: STL:	FGM: BLK:	3FG: FT:	Last Game: DNP Notes: Transfer from Brunswick CC
35		Jaylen Jenkins Guard 5'9 Freshman Hampton, Va.	23-24 MIN 1.0 FG .000 PTS .000 3FG .000 FT .000 Career High: PTS: AST:	REB: STL:	FGM: BLK:	3FG: FT:	Last Game: DNP Notes: • From Hampton HS
55		Bryce Baker Guard 6'5 Sophomore Mooresville, N.C. (Donda Academy)	23-24 MIN 25.4 FG .417 PTS 7.8 3FG .412 FT .667 Career 13.7 3.67 3.5 .533 Career High: PTS: 12 AST: 2	REB: 7 STL: 3	FGM: 2 BLK: 1	3FG: 4 FT: 4	Last Game: 11 pts, 3 reb Notes: • Matched career highs in pts, FTM, assists v. VUW • 6 pts on 2 3's at #14 Arkansas



Jeff Jones
Head Coach
11th Season at ODU



Chris Kovensky
Assistant Coach
5th Season



Jamal Robinson
Assistant Coach
2nd Season



Jordan Brooks
Assistant Coach
1st Season



Kieran Donohue
Special Ass't to HC
10th Season



Drew Lakey
Assistant Coach
1st Season