



# 2016 ODU BASEBALL

**ODU MONARCHS (24-12, 7-8 C-USA)**

*Probable Starter*

**Tuesday:** LHP Jake Josephs

**VMI KEYDETS (17-23, 2-10 SoCon)**

*Probable Starter*

**Tuesday:** RHP TJ Lighton

## SCHEDULE/RESULTS (24-12, 7-8)

### FEBRUARY (6-1)

Fri. 19	#10 NC State (1)	W, 5-0
Sat. 20	Kent State (1)	W, 2-0
Sun. 21	Appalachian State (1)	W, 12-3
Tue. 23	Norfolk State	W, 5-3
Fri. 26	Manhattan (2)	W, 6-5
Sat. 27	Virginia Tech (2)	L, 1-22
Sun. 28	Delaware (2)	W, 10-4

### MARCH (13-6)

Tue. 1	Liberty	W, 7-6
Fri. 4	Rutgers	W, 4-2
Sat. 5	Rutgers	W, 7-4
Sun. 6	Rutgers	L, 2-5
Wed. 9	VCU	W, 3-1
Fri. 11	West Virginia	L, 3-4
Sat. 12	West Virginia	W, 5-4 (10)
Sun. 13	West Virginia	L, 5-6 (12)
Tue. 15	Princeton	W, 7-6
Wed. 16	Princeton	W, 10-4
Fri. 18	WKU *	W, 8-3
Fri. 18	WKU *	W, 4-2
Sun. 20	WKU *	W, 12-8
Tue. 22	VMI	W, 8-2
Wed. 23	VMI	W, 6-5
Fri. 25	Rice *	L, 1-3
Sat. 26	Rice *	L, 2-6
Sun. 27	Rice *	L, 2-8
Wed. 30	#20 Virginia	W, 5-4

### APRIL (5-5)

Fri. 1	#22 Florida Atlantic *	L, 7-10
Sat. 2	#22 Florida Atlantic *	L, 1-3
Sun. 3	#22 Florida Atlantic *	L, 0-11 (8)
Wed. 6	William & Mary	W, 7-1
Fri. 8	FIU *	W, 12-11
Sat. 9	FIU *	W, 10-2
Sun. 10	FIU *	W, 11-1
Tue. 12	William & Mary	CANCELLED
Fri. 15	UTSA *	W, 5-2
Sat. 16	UTSA *	L, 0-3
Sun. 17	UTSA *	L, 2-7
Tue. 19	VMI	6:00 p.m.
Fri. 22	LA Tech *	7:00 p.m.
Sat. 23	LA Tech *	4:00 p.m.
Sun. 24	LA Tech *	12:00 p.m.
Tue. 26	Virginia (#)	12:00 p.m.
Fri. 29	UAB *	6:00 p.m.
Sat. 30	UAB *	3:00 p.m.

### MAY (0-0)

Sun. 1	UAB *	1:00 p.m.
Fri. 6	Charlotte *	6:00 p.m.
Sat. 7	Charlotte *	2:00 p.m.
Sun. 8	Charlotte *	1:00 p.m.
Wed 11	Liberty	3:00 p.m.
Fri 13	MTSU *	6:00 p.m.
Sat. 14	MTSU *	3:00 p.m.
Sun. 15	MTSU *	12:30 p.m.
Tue. 17	VCU (+)	7:00 p.m.
Thu. 19	Marshall *	2:00 p.m.
Fri. 20	Marshall *	2:00 p.m.
Sat. 21	Marshall *	2:00 p.m.
W-S 25-29	C-USA Tournament	TBA

Home games in **BOLD**

(\*) C-USA Game

(1) Caravelle Resort Tournament hosted by CCU

(2) ODU Baseball Tournament

(#) Game at Harbor Park

(+) Game at War Memorial (Keydog Classic)

*Rankings based on D1Baseball Poll*

## HOW TO TUNE IN

Watch the game live through on ESPN3. The game will also be streamed on Monarch Media (audio only). Fans can sign up for the service on the ODU website (odusports.com) for \$9.95 per month. Live stats can be found on vmikeydets.com.

## SERIES RECORD

The meeting between these two teams marks the 56th all-time meeting and the third of the 2016 season. ODU defeated the Keydets twice in Norfolk, 8-2 and 6-5, putting its series advantage to 44-11. The two wins also moved the Monarchs winning streak over VMI to five straight games. Under head coach Chris Finwood, Old Dominion is 12-1 over his alma mater.

## ABOUT ODU (24-12, 7-8 C-USA)

The Monarchs are currently on a two-game losing streak after falling to the UTSA Roadrunners twice this weekend. ODU suffered its second shutout of the season on Saturday (3-0) and fell by a 7-2 margin on Sunday. The Monarchs dropped to No. 48 in the latest NCAA RPI release following the two losses, however, Conference USA still has four teams in the top 50. So far this season, ODU has faced five teams rated in the top 50, with NC State being the highest at No. 6.

ODU is hitting .258 as a team and is led by a .331 batting average from Connor Myers. He also leads the team with 48 hits, 10 doubles and 24 RBIs. Myers ranks in the top 15 in seven different offensive categories, including a No. 1 ranking in triples. Nick Walker also hits above .300 with a .308 average and ranks first in the league and 13th in the nation in sacrifice flies.

## Tuesday Starter: Jake Josephs (LHP, RJR., 4.01 ERA, 2-1)

Josephs is making his first start since March 5 when he pitched two innings against Rutgers. He holds a 2-1 record and a 4.01 ERA after allowing 24 hits and 11 earned runs in 24.2 innings pitched. He has walked seven, fanned nine and has allowed seven extra base hits. Opponents are hitting .261 against him.

## SCOUTING VMI (17-23, 2-10 SoCon)

## FIRST PITCH

**SITE:** Lexington, Va. | Gray-Minor Stadium

**RADIO:** Monarch Media

**WEBCAST:** ESPN3

**STATS:** vmikeydets.com

## ODU BASEBALL MEDIA

**CONTACT:** Maggie Bonner

**EMAIL:** meroy@odu.edu

**TWITTER:** @ODUSports

@ODUBaseball

## 2016 SEASON HIGHLIGHTS

- The two consecutive shutouts (NC State 5-0 & Kent State 2-0) to start the season marked the first time since 1995 ODU had two straight and the first time since 1992 the Monarchs have opened the season with two shutouts.
- Myers' walk-off home run against Liberty was the first since Mike Perez led off the bottom of the ninth inning with a solo homer against Longwood at the Bud on May 15, 2013.
- ODU's earned its first 3-0 start to C-USA play and first sweep to open conference play since 2008 (Delaware) after defeating WKU three times.
- The 5-4 win over UVA marked the program's fourth straight win over the defending national champions.
- Old Dominion recorded its first Conference USA road series sweep since taking down Marshall in 2014, capping the series at FIU with an 11-1 victory on Sunday.

## PROBABLE STARTERS BY POSITION (SUBJECT TO CHANGE)

POS.	NO.	NAME	BA	GP-GS	H	2B	3B	HR	RBI
C	26	Chris Livers	.267	20-9	12	3	0	0	5
1B	14	Kurt Sinnen	.287	35-31	33	6	1	1	20
2B	2	Jason McMurray	.239	36-36	32	8	1	1	18
3B	22	Nick Lustrino	.231	36-34	28	2	0	0	9
SS	15	Zach Rutherford	.294	36-36	40	6	2	0	23
LF	1	Justin Hayes	.241	34-23	21	3	1	0	12
CF	9	Connor Myers	.331	36-36	48	10	0	4	24
RF	4	Nick Walker	.308	36-36	40	6	2	0	23
DH	7	Will Morgan	.323	18-9	10	3	1	0	4

P	NO.	NAME	W-L	ERA	IP	H	ER	SO	BB
LHP	28	Jake Josephs	2-1	4.01	24.2	24	11	9	7

STATISTICAL BREAKDOWN		
VS VMI		
Monarchs	Hitting	Keydets
.258	<b>AVG.</b>	.269
.348	<b>SLUG</b>	.472
.348	<b>OB%</b>	.374
197	<b>RUNS</b>	256
312	<b>HITS</b>	356
53	<b>2B</b>	83
10	<b>3B</b>	13
12	<b>HR</b>	53
169	<b>RBI</b>	237
247	<b>SO</b>	333
146	<b>BB</b>	184
60-76	<b>SB-SA</b>	53-69
Monarchs	Pitching	Keydets
4.11	<b>ERA</b>	6.53
324.1	<b>IP</b>	344.2
222	<b>SO</b>	275
.276	<b>B/AVG.</b>	.302
Monarchs	Fielding	Keydets
973	<b>PO</b>	1034
406	<b>A</b>	431
44	<b>E</b>	56
.969	<b>Fld. %</b>	.963
33	<b>DP</b>	27

**C-USA PLAYERS OF THE WEEK**

Feb. 22	H	Esteban Puerta, 1B, FAU
Feb. 22	P	Sam Sinnen, RHP, ODU
Feb. 29	H	Thomas Peter, LF, WKU
Feb. 29	P	Tyler Clancy, LHP, LA Tech
Mar. 7	H	Chandler Hall, SS, LA Tech
Mar. 7	P	Jon Duplantier, RHP, Rice
Mar. 14	H	Drew Ober, DH, Charlotte
Mar. 14	P	Ricardo Salinas, RHP, Rice
Mar. 21	H	Kerr (FAU) & Sandlin (USM)
Mar. 21	P	Aaron Burns, RHP, UTSA
Mar. 28	H	Charlie Warren, RF, Rice
Mar. 28	P	Jon Duplantier, RHP, Rice
Apr. 4	H	Zack Soria, C, FIU
Apr. 4	P	Nate Hoffman, RHP, MTSU
Apr. 11	H	Ober (CHA) & Washam (LA Tech)
Apr. 11	P	Holden Capps, LHP, Charlotte
Apr. 18	H	Tristan Gray, OF, Rice
Apr. 18	P	Joshua Shapiro, LHP, Marshall

P - Pitcher  
H - Hitter

The VMI Keydets enter the matchup with a 17-23 overall record after falling in the final game in the weekend series against the Mercer Bears in Macon, Ga. Jacob Jaye homered and drove in both of VMI's runs, but Kyle Lewis went deep and had five RBI as the Mercer Bears defeated the Keydets, 7-2, in the finale. Mercer (22-15, 8-4) had led from the bottom of the first on, but the Keydets (17-23, 2-10) trimmed the deficit to 3-2 headed to the bottom of the seventh. Micah Gorman relieved and walked Matt Meeder with one out. Lewis then followed with a two-run home run to right center to make it a 5-2 game. Mercer then added two more runs in the eighth to account for the final margin.

On the mound, Brandon Barbery (3-5) took the loss as he allowed three runs over 3 2/3 innings. Offensively, Jaye went 2 for 4 with two RBI to lead the Keydets.

**Tuesday Starter: TJ Lighton (RHP, RSr., 11.88 ERA, 1-0)**

Lighton has seen action in nine games with one start this season. He holds an 11.88 ERA in 8.1 innings pitched and has allowed 15 runs (11 earned). Lighton has walked 10 batters and fanned just 8, as opponents are hitting .379 against him.

**2015:** Pitched in six games after returning from arm troubles...April 24 appearance at The Citadel was his first since May 17, 2013...pitched a shutout inning that day and retired two hitters two days later...worked a shutout frame May 14 at Western Carolina...named to the SoCon Spring All-Academic Team.

**LAST TIME OUT**

NORFOLK, Va. -- The Old Dominion baseball team dropped the rubber match against the UTSA Roadrunners, falling by a 7-2 margin on Sunday afternoon at the Bud Metheny Baseball Complex. ODU fell to 24-12 overall and 7-8 in Conference USA, while UTSA moved to 14-21 on the season and 5-10 in the league.

Nick Walker led the way for ODU with a 2-for-4 showing with two runs and two stolen bases. He currently leads the team with 14 stolen bases in 17 attempts on the year. Kurt Sinnen also went 3-for-4, while Connor Myers registered two hits and a game-high two RBIs. Adam Bainbridge suffered the loss after pitching 3.1 innings and allowing four runs on four hits.

The Roadrunners put up two runs in the top of the second inning to take an early lead over the Monarchs for the third time this weekend. With two runners on base and just one out, J.T. Gilmore reached on a fielder's choice off a hit to short that scored Pickering. On the errant throw to first by Zach Rutherford, Bryan Arias scored an unearned run, while Bowles moved from first to third. Skyler Valentine tried to lay down a bunt to score Bowles, but a heads up play from Nick Lustrino got the lead runner out at home. Matt Hilston popped up to Jason McMurray at second to register the third out.

UTSA would score two more runs in the top of the fourth (4-0) on two hits and two more errors by the Monarchs. Brett Smith came in to pitch for Bainbridge with just one out and a runner on second, but the freshman forced and ground out and a fly out to right field to end the UTSA scoring. ODU went three up, three down in the bottom of the fourth, allowing the Roadrunners to tack on another run in the top of the fifth to hold a 5-0 edge over the Monarchs.

Old Dominion finally got on the board in the bottom of the fifth off a Myers RBI single to left field. The Monarchs had two runners on base with just one out, but were unable to capitalize as the inning ended with two left on. UTSA scored two more runs, the third time in the game the Roadrunners put up two, to bring its lead to 7-1 heading into the seventh inning. Myers again knocked an RBI single to score Walker and bring the Monarchs within five runs in the bottom of the seventh. The two teams combined for just three hits in the final two innings, as the game ended in favor of UTSA.

UTSA | 020 212 000 - 7 12 0  
ODU | 000 010 100 - 2 10 3

UTSA | Chance Kirby, Andre Shewcraft (7)  
ODU | Adam Bainbridge, Brett Smith (4), Thomas Busbice (6), Joey Benitez (7)

Win | Chance Kirby (1-3)  
Loss | Adam Bainbridge (2-2)  
Save | Andre Shewcraft (2)

**ACADEMIC PROWESS**

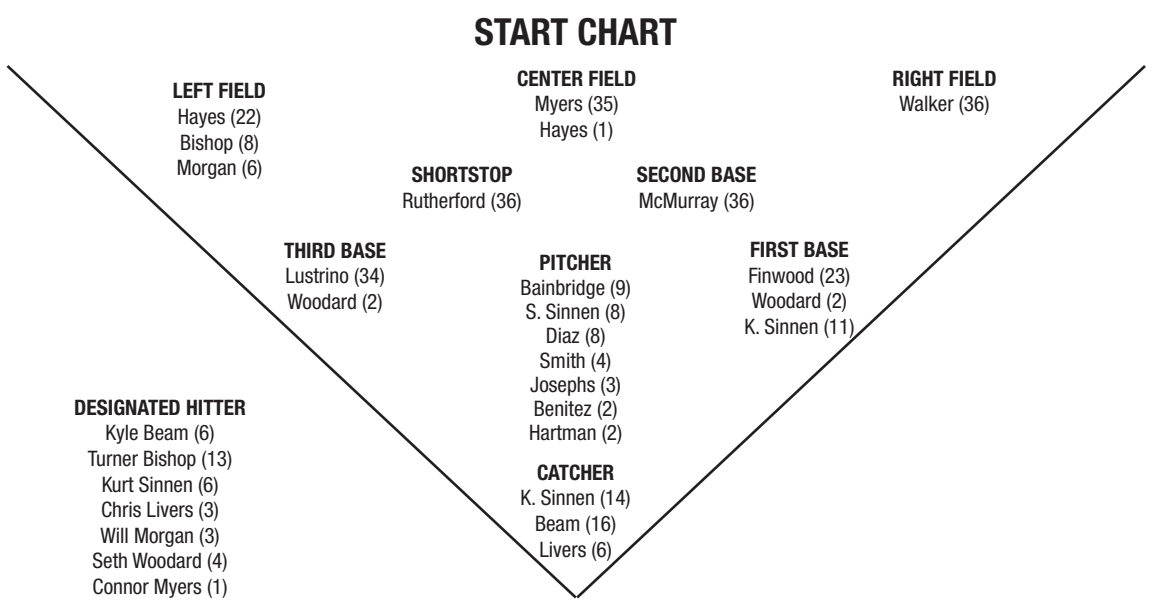
Conference USA recently released that a total of 291 student athletes from all of Old Dominion University's athletic teams, the highest number of any league member, have earned recognition to the Commissioner's Honor Roll during the 2015-16 academic year. Student-athletes named to the Commissioner's Honor Roll maintain a cumulative grade point average of 3.0 or better. ODU's total represents 55% of its total number of student athletes and marks the third year in a row that ODU placed the highest number of total athletes on the honor roll. In all, 2,684 total student-athletes were named to the Commissioner's Honor Roll from the 14 C-USA member institutions. From the baseball team, Corey Alexander, Evan Baer, Adam Bainbridge, Kyle Beam, Joey Benitez, Thomas Busbice, Victor Diaz, Darius Gillus, Justin Hayes, Jack Jett, Culver Lamb, Chris Livers, Nick Lustrino, Morgan Maguire, Nate Matheson, Jason McMurray, Will Morgan, Drew Moyer, Isaiah Nelson, Neil Ring, Zach Rutherford, Sam Sinnen, Brett Smith, Nick Walker and Seth Woodard were recognized.

ODU also had 53 student-athletes earn the Conference USA Commissioner's Academic Medal during the 2015-16 academic year. Medals are given to those C-USA student-athletes who have achieved a cumulative GPA of 3.75 or better. Evan Baer and Brett Smith represented the baseball team.

ROSTER BREAKDOWN		
<b>PITCHERS: 15 (9 RHP, 6 LHP)</b>		
10	Nick Hartman	RHP
16	Thomas Busbice	RHP
17	Culver Lamb	RHP
18	Grayson Bailey	LHP
21	Morgan Maguire	RHP
24	Brett Smith	RHP
28	Jake Josephs	LHP
31	Nate Matheson	LHP
32	Victor Diaz	RHP
34	Sam Sinnen	RHP
40	Adam Bainbridge	LHP
42	Joey Benitez	LHP
43	Isaiah Nelson	LHP
44	Drew Moyer	RHP
45	Jack Jett	RHP
<b>OUTFIELDERS: (6)</b>		
1	Justin Hayes	L/L
4	Nick Walker	R/R
7	Will Morgan	L/R
9	Connor Myers	R/R
23	Cory Alexander II	R/R
33	Turner Bishop	L/L
<b>INFIELDERS: (8)</b>		
2	Jason McMurray	R/R
6	Grey Finwood	R/R
15	Zach Rutherford	R/R
19	Darius Gillus	R/R
20	Bryce Windham	L/R
22	Nick Lustrino	L/R
25	Seth Woodard	R/R
29	Evan Baer	R/R
<b>CATCHERS: (4)</b>		
11	Kyle Beam	R/R
14	Kurt Sinnen	L/R
26	Chris Livers	R/R
37	Neil Ring	R/R
<b>BATTING HAND:</b>		
Right	20	
Left	13	
<b>THROWING HAND:</b>		
Right	25	
Left	8	
<b>STATE:</b>		
Iowa	1	
Maryland	2	
Michigan	1	
Nebraska	1	
New Jersey	4	
Oregon	1	
Pennsylvania	1	
Texas	1	
Virginia	21	
<b>CLASS:</b>		
Seniors	7	
Juniors	9	
Sophomores	5	
Freshmen	12	

No.	Name	Pos.	B/T	Ht.	Wt.	Yr.	Hometown (Last School)
1	Justin Hayes	OF	L/L	5-8	150	So.	Chesapeake, Va. (Western Branch)
2	Jason McMurray	INF	R/R	6-1	200	RSr.	West Des Moines, Iowa (Iowa Western)
4	Nick Walker	INF/OF	R/R	6-0	195	Jr.	Virginia Beach, Va. (Kellam)
6	Grey Finwood	INF	R/R	6-3	200	RSo.	Norfolk, Va. (Maury)
7	Will Morgan	OF	L/R	6-1	180	Fr.	Middletown, N.J. (Christian Brothers Academy)
9	Connor Myers	OF	R/R	5-11	180	Sr.	Middletown, Md. (Middletown)
10	Nick Hartman	RHP	R/R	6-2	180	Jr.	Katy, Texas (LSU-Eunice)
11	Kyle Beam	C	R/R	6-0	225	Jr.	Hood River, Ore. (Lane CC) (Hood River Valley)
14	Kurt Sinnen	C/1b	L/R	5-11	200	Jr.	Virginia Beach, Va. (Kellam)
15	Zach Rutherford	INF	R/R	6-2	180	So.	Chesapeake, Va. (Western Branch)
16	Thomas Busbice	RHP	R/R	6-1	205	Sr.	Papillion, Neb. (Iowa Western)
17	Culver Lamb	RHP	R/R	6-3	195	So.	Virginia Beach, Va. (Chipola College)
18	Grayson Bailey	LHP	L/L	6-1	210	RSr.	Virginia Beach, Va. (Lee University)
19	Darius Gillus	INF	R/R	5-11	205	RFr.	Chesterfield, Va. (L.C. Bird)
20	Bryce Windham	INF	L/R	6-0	170	Fr.	Monroe, Mich. (Saint Mary Catholic Central)
21	Morgan Maguire	RHP	L/R	6-2	205	Fr.	Rumson, N.J. (Rumson-Fair Haven Regional)
22	Nick Lustrino	INF	L/R	6-0	185	RSr.	Spring Lake, N.J. (Manasquan)
23	Cory Alexander II	OF	R/R	6-0	170	Fr.	Goochland, Va. (Goochland)
24	Brett Smith	RHP	R/R	6-4	195	Fr.	Chesapeake, Va. (Grassfield)
25	Seth Woodard	INF	R/R	6-2	220	Fr.	Newport News, Va. (Woodside)
26	Chris Livers	C	R/R	5-9	180	Sr.	Virginia Beach, Va. (First Colonial)
28	Jake Josephs	LHP	L/L	5-11	190	RJr.	Fairfax Station, Va. (South County)
29	Evan Baer	INF	R/R	6-1	200	Fr.	Virginia Beach, Va. (Princess Anne)
31	Nate Matheson	LHP	L/L	6-3	225	So.	Hampton, Va. (Kecoughtan)
32	Victor Diaz	RHP	R/R	6-0	195	RSr.	Perth Amboy, N.J. (St. Joseph's)
33	Turner Bishop	OF	L/L	6-1	195	Jr.	Virginia Beach, Va. (Kellam)
34	Sam Sinnen	RHP	R/R	5-11	205	Jr.	Virginia Beach, Va. (Kellam)
37	Neil Ring	C	R/R	5-10	195	Fr.	Appomattox, Va. (Blair Academy)
40	Adam Bainbridge	LHP	L/L	6-3	190	Jr.	Sinking Spring, Pa. (Wilson)
42	Joey Benitez	LHP	L/L	6-1	185	Jr.	Crofton, Md. (Archbishop Spalding)
43	Isaiah Nelson	LHP	L/L	5-11	170	Fr.	Norfolk, Va. (Norfolk Academy)
44	Drew Moyer	RHP	R/R	6-6	200	Fr.	Newport News, Va. (Woodside)
45	Jack Jett	RHP	R/R	6-4	205	Fr.	Reedville, Va. (Northumberland)

<p><b>Coaching Staff:</b>                  Head Coach: 5 - Chris Finwood (VMI, '88), 5th season                  Assistant Coach: 12 - Karl Nonemaker                  Assistant Coach: 13 - Mike Marron                  Volunteer Coach: 8 - Logan Robbins                  Director of Operations - B.J. Burton</p>	<p><b>Pronunciation Guide</b>                  16 - Thomas Busbice (Bus-biss)                  22 - Nick Lust-ree-no                  26 - Chris Livers (Lie-vers)                  29 - Evan Baer (Bear)                  AC - Karl Nonemaker (Non-ah-maker)                  AC - Mike Marron (Mare-in)</p>
--------------------------------------------------------------------------------------------------------------------------------------------------------------------------------------------------------------------------------------------------------------------------------------------------------------------------------------------	---------------------------------------------------------------------------------------------------------------------------------------------------------------------------------------------------------------------------------------------------------------------------------------------------------------------------------------



### 2016 BASEBALL STANDINGS

	C-USA			All Games							
	W-L	Pct.	H	A	W-L	Pct.	H	A	N	L-10	Streak
Southern Miss	12-3	.800	6-0	6-3	27-10	.730	16-2	7-4	3-4	7-3	W 1
Rice	12-3	.800	8-1	4-2	24-11	.686	17-6	7-2	0-3	8-2	W 5
Florida Atlantic	11-4	.733	4-2	7-2	25-8	.757	13-4	10-4	2-0	6-4	L 1
Louisiana Tech	8-7	.533	4-2	4-5	20-12	.625	11-4	7-8	2-0	6-4	W 2
Marshall	8-7	.533	4-5	4-2	18-15	.545	13-6	5-7	0-2	6-4	W 1
<b>Old Dominion</b>	<b>7-8</b>	<b>.467</b>	<b>4-5</b>	<b>3-3</b>	<b>24-12</b>	<b>.667</b>	<b>15-7</b>	<b>6-5</b>	<b>3-0</b>	<b>6-4</b>	<b>L 2</b>
WKU	6-9	.400	4-2	2-7	18-17	.514	10-6	6-11	2-0	3-7	L 6
Charlotte	6-9	.400	2-4	4-5	16-21	.432	9-13	5-7	2-1	4-6	L 1
UAB	6-9	.400	5-4	1-5	14-22	.389	13-10	1-12	0-0	4-6	L 1
FIU	5-10	.333	1-5	4-5	17-21	.447	11-12	6-9	0-0	4-6	L 2
UTSA	5-10	.333	3-6	2-4	14-21	.400	8-12	6-9	0-0	3-7	W 2
Middle Tennessee	4-11	.267	4-5	0-6	16-20	.444	11-8	4-11	1-0	3-7	W 1

#### QUICK FACTS

##### GENERAL INFORMATION

Location ..... Norfolk, Va. 23529  
 Enrollment ..... 24,672  
 Founded .1930 (Norfolk Division of College of W&M)  
 Nickname ..... Monarchs  
 Colors ..... Slate Blue, Silver, Light Blue  
 Stadium ..... Bud Metheny Baseball Complex (2,500)  
 Dimensions ..... LF & RF (325), CF (395), Alleys (375)  
 Surface ..... Natural Grass  
 Press Box Phones ..... 757-683-5036 / 4142  
 Conference ..... Conference USA

##### UNIVERSITY PERSONNEL

President ..... John R. Broderick (Northeastern)  
 Faculty Representative ..... Tim Seibles  
 Athletic Director . Dr. Wood Selig (Washington & Lee)  
 Assoc. Athletic Director (Baseball) ..... Deb Polca  
 Athletic Department Phone ..... 757-683-3375  
 Athletic Ticket Office ..... 757-683-4444

##### COACHING STAFF

Head Coach ..... Chris Finwood (VMI '88)  
 Record at ODU ..... 135-123 (5th season)  
 Career Record ..... 354-364 (14th year)  
 Assistant Coaches .....  
 ..... Karl Nonemaker (Vanderbilt '02)  
 ..... Mike Marron (Holy Cross, '05)  
 ..... Logan Robbins (WKU, '11) / Volunteer  
 Director of Operations ..... B.J. Burton  
 Office Phone ..... 757-683-4230

##### TEAM INFORMATION

2015 Record ..... 27-29  
 2015 C-USA Record ..... 13-17 (7th)  
 School Record For Wins ..... 50-11 in 1985  
 Conference Championships .....  
 ..... '85 (Sun Belt), '94, '95, '96 (CAA)  
 NCAA Appearances .....  
 ..... '82, '85, '90, '94, '95, '96, '00, '14  
 Starting Pos. Players Returning/Lost ..... 4/5  
 Starting Pitchers Returning/Lost ..... 4/1  
 Letterman Returning/Lost ..... 18/13

#### FOLLOW THE LEADER

Connor Myers is one of two Conference USA players to lead his team in batting average (.331), hits (48) and RBI (24). Danny Hudzina from WKU is the only other player to achieve that feat. To take it a bit further, Myers is the only player in the conference to lead his team in those categories AND lead his team in runs (33), as Hudzina sits in second in runs for the Hilltoppers.

#### NCAA RPI REPORT

The NCAA last updated the RPI report and Old Dominion came in at No. 48 out of 300 schools. Four Conference USA teams rank in the top 50, with Rice leading the way at No. 18. Below is the C-USA RPI breakdown.

Rice   18	Middle Tennessee   99
Southern Miss   19	Marshall   101
Florida Atlantic   23	UTSA   117
Old Dominion   48	UAB   131
Western Kentucky   80	Charlotte   165
LA Tech   90	FIU   170

#### SWEEP OR GET SWEEP

The Monarchs had no in-between when it come to Conference USA series, as the team either swept the series or got swept in the four series that were played before UTSA. The streak was snapped when the Monarchs went 1-2 against the Roadrunners this past weekend. Prior to the UTSA series, ODU went 3-0 to open the season at the Bud against WKU, got swept by Rice and Florida Atlantic and recorded its first Conference USA road series sweep since taking down Marshall in 2014, capping the series at FIU with an 11-1 victory. The Monarchs are now 4-5 at home and 3-3 on the road. ODU will face LA Tech in Ruston this weekend.

#### THE NITTY GRITTY

Old Dominion is 24-12 overall and according to WarrenNolan.com has a RPI rating of 48 and is ranked 70th in strength of schedule. The Baseball Monarchs are 2-6 against top 50 RPI teams, 8-1 against 51-100, 9-5 against 101-200 and 5-0 against 200+ RPI teams. ODU is also a part of the conference that is 142-100 overall with the fourth highest conference RPI in the nation (0.5370) out of 31 total conferences. The SEC ranks first, followed by the ACC and the Pac 12. C-USA is ranked ahead of two power five conferences, the Big 12 (5) and Big Ten (6).

#### BASEBALL AMERICA PROJECTED FIELD OF 64

For the fifth straight week, the Baseball Monarchs are listed as the first four out of the tournament along with Nebraska, Washington and Gonzaga. Florida Atlantic, Southern Miss and Rice are the only Conference USA schools listed for a regional appearance.

#### AGREEABLE WEATHER

Old Dominion has had just one game cancelled and three

#### UPCOMING GAMES IN C-USA

##### Tue., April 19

Eastern Kentucky at Marshall	2:00p
Charlotte at Gardner-Webb	5:00p
Old Dominion at VMI	5:00p
Florida Gulf Coast at (16) FAU	5:30p
Northwestern State at Louisiana Tech	6:00p
Tennessee at Middle Tennessee	6:00p
Houston Baptist at UTSA	6:00p
Belmont at WKU	6:00p
(18) Southern Miss at Tulane	6:30p

##### Wed., April 20

Ohio at Marshall	2:00p
(16) Florida Atlantic at (1) Miami (Fla.)	5:00p
Grambling State at Louisiana Tech	6:00p
Tennessee Tech at Middle Tennessee	6:00p
WKU at Evansville	6:00p

##### Fri., April 22

<b>Marshall at Charlotte</b>	<b>5:00p</b>
<b>Florida Atlantic at FIU</b>	<b>5:30p</b>
<b>Old Dominion at Louisiana Tech</b>	<b>6:00p</b>
<b>(19) Rice at (18) Southern Miss</b>	<b>7:00p</b>
<b>UTSA at WKU</b>	<b>6:00p</b>
<b>Middle Tennessee at UAB</b>	<b>6:30p</b>

##### Sat., April 23

<b>Marshall at Charlotte</b>	<b>1:00p</b>
<b>UTSA at WKU</b>	<b>2:00p</b>
<b>Middle Tennessee at UAB</b>	<b>2:00p</b>
<b>Old Dominion at Louisiana Tech</b>	<b>3:00p</b>
<b>(19) Rice at (18) Southern Miss</b>	<b>4:00p</b>
<b>Florida Atlantic at FIU</b>	<b>5:30p</b>

All Times Central  
 Conference games in bold

MULTI-HIT GAMES					
PLAYER	2	3	4	5+	TOTAL
Zach Rutherford	7	3	1	-	11
Nick Walker	6	5	-	-	11
Connor Myers	6	2	3	-	11
Jason McMurray	9	-	-	-	8
Nick Lustrino	8	-	-	-	8
Kyle Beam	5	1	-	-	6
Kurt Sinnen	4	1	1	-	6
Justin Hayes	4	1	-	-	5
Will Morgan	2	-	-	-	2
Turner Bishop	-	1	-	-	1
<b>TEAM</b>	<b>51</b>	<b>14</b>	<b>5</b>	<b>0</b>	<b>70</b>

CAREER MULTI-HIT GAMES					
PLAYER	2	3	4	5+	TOTAL
Connor Myers	35	11	4	-	50
Nick Walker	30	9	1	-	40
Zach Rutherford	13	10	1	-	24
Jason McMurray	18	2	-	-	20
Nick Lustrino	14	-	-	-	14
Justin Hayes	8	2	-	-	10
Kurt Sinnen	8	1	1	-	10
Chris Livers	2	-	-	-	2
Kyle Beam	5	1	-	-	6
Will Morgan	2	-	-	-	2

MULTI-RBI GAMES					
PLAYER	2	3	4	5+	TOTAL
Connor Myers	6	1	-	-	7
Kyle Beam	3	2	-	-	5
Nick Walker	4	-	-	1	5
Kurt Sinnen	3	1	1	-	5
Jason McMurray	4	1	-	-	5
Turner Bishop	2	-	1	-	3
Justin Hayes	2	-	-	-	2
Will Morgan	-	1	-	-	1
Grey Finwood	1	-	-	-	1
Zach Rutherford	-	1	-	-	1
<b>TEAM</b>	<b>25</b>	<b>7</b>	<b>2</b>	<b>1</b>	<b>35</b>

CAREER MULTI-RBI GAMES					
PLAYER	2	3	4	5+	TOTAL
Nick Walker	19	2	-	1	22
Connor Myers	11	8	-	-	19
Jason McMurray	6	3	1	-	10
Zach Rutherford	2	2	1	-	5
Kyle Beam	3	2	-	-	5
Nick Lustrino	3	-	-	-	3
Kurt Sinnen	4	1	1	-	6
Justin Hayes	3	-	-	-	3
Chris Livers	1	-	-	-	1
Turner Bishop	2	-	1	-	3
Will Morgan	-	1	-	-	1
Grey Finwood	1	-	-	-	1

rescheduled so far this season due to inclement weather. In the grand scheme of baseball, that is plagued by sporadic weather, that is a pretty good stat. Last season, ODU had to reschedule nine games and cancelled the entire Seton Hall series in February.

**A FEW NOTES ON 2016 C-USA BASEBALL**

Conference USA has proven itself as one of the toughest baseball conferences. During the season, C-USA moved up to No. 3 in the conference RPI rankings (boydsworld.com & warrennolan.com). While the league has twice finished the season as the No. 4-ranked conference, a top three finish would be a new high mark for C-USA. Below are a few quick facts about what the league is accomplishing in 2016:

- A number three ranking in the Conference RPI rankings
- Four schools in the top 50 of the RPI rankings
- Seven schools in the top 100 of the RPI rankings
- Seven different schools have defeated a nationally-ranked non-conference opponent at the time they played
- C-USA schools have defeated three schools that played in last year's College World Series, including wins over Vanderbilt and Virginia, the last two National Champions

Below is what the league has accomplished since its first season in 1996

- Six College World Series Appearances
- 63 NCAA Appearances
- Three National Players of the Year
- Three National Freshmen of the Year
- 144 All-Americans
- Schools have combined to win 40 or more games 62 times in the past 12 years
- Has had a team ranked No. 1 in the nation in four different seasons
- Hosted 14 NCAA Regionals and six Super Regionals
- 2003 National Champions - Rice
- 98 all-time NCAA Appearances (66 since 1995)

**HOME AWAY FROM HOME**

Old Dominion will host 28 games at the Bud Metheny Baseball Complex this season, including 15 Conference USA games. The natural grass stadium seats 2,500 people and houses one of the best atmospheres in college baseball. This season, ODU is 15-7 at home. The Monarchs hold a two-game losing streak following the UTSA series at the Bud, but welcome UAB and MTSU to the stadium later in the season.

**THICK AS THIEVES**

The Old Dominion Monarchs have stolen 60 bases this season in 76 attempts, as 13 different players have stolen at least one base so far. ODU's opponents have only stolen 26-of-38 bases this season. The Old Dominion record for stolen bases was set in 1985 when the Monarchs went 132-151 throughout the season.

Nick Walker leads the way on the base path with 14 steals, ranking him second in C-USA and 68th in the nation. As a team, the Monarchs rank 24th in the nation in total stolen bases and first in C-USA, while ranking 30th in stolen bases per game (1.67), which is second in the conference.

Below is the season's breakdown.

Player	SB	ATT
Rutherford	8	10
Myers	13	17
Walker	14	17
Hayes	7	10
McMurray	4	5
Lustrino	3	5
Finwood	2	2
K. Sinnen	3	3
Morgan	2	3
Windham	1	1
Woodard	1	1
Bishop	1	1
Livers	1	1
<b>Totals</b>	<b>60</b>	<b>76</b>

**SCORING IN BUNCHES**

Old Dominion averages 5.47 runs per game and when the Monarchs score, most of the time, it comes in bunches. ODU has posted 16 innings in which the team has scored four or more runs, including two 4-plus innings against Western Kentucky (4 in the 6th & 7 in the 8th) on March 19th. The most runs the Monarchs have scored in an inning is eight, which the team accomplished in the eighth inning in game three at FIU (4.10). The team's previous high of seven was hit twice (VMI on March 22 and WKU on March 19).

**REACHING NEW HEIGHTS**

The Baseball Monarchs continued its best start in a decade by moving to 18-4 after taking two against the VMI Keydets. The record marked the best 22-game start since 2006 (19-3) and after sweeping the Hilltoppers in the C-USA opening weekend, ODU recorded its first ever 3-0 start to C-USA play and its first sweep to open conference play since 2008 against Delaware. In the Monarchs 8-2 win over VMI on March 22, the team hit for the cycle with the first four batters of the game. Myers notched a double, Rutherford hit a single, Walker posted a triple and Kyle Beam knocked one out of the park.

**COMMONWEALTH SUCCESS**

Since head coach Chris Finwood took over the program in 2012, ODU has had great success over other schools from the Commonwealth State. The Monarchs have been especially dominant at home against in-state competition, holding a 26-15 record in games played at either the Bud Metheny Baseball Complex, Harbor Park or War Memorial Stadium. In the five games against teams from Virginia this season, ODU is 7-1, including a 5-4 victory over defending National Champions UVA. The Monarchs defeated Norfolk State, Liberty, VCU, W&M and UVA so far this season, but fell to Virginia Tech. ODU is set to face VMI and UVA one more time, along with an away game with William and Mary.

**OVERALL RECORD VS VIRGINIA TEAMS**

vs. VMI   14-1	vs. Richmond   3-2	vs. Virginia Tech   0-1
vs. Virginia   4-2	vs. Radford   1-0	
vs. James Madison   4-2	vs. Norfolk State   3-2	
vs. George Mason   3-3	vs. W&M   8-3	
vs. VCU   3-6	vs. Va. State   1-0	
vs. Liberty   3-6	vs. Longwood   1-1	

**CARDIAC MONARCHS**

The Monarchs have had a habit of taking things down to the wire the past 10 seasons, playing in 117 games decided by one run. The school record for most one-run games was set during the 1988 season under Mark Newman when they team played in 23 close games. ODU played in nine one-run decisions last season, and the trend seems to be climbing this year, as the Monarchs have already played in nine one-run games, with three walk-off wins. Kurt Sinnen's walk-off hit against VMI marked the third for ODU, as Kyle Beam singled to beat Manhattan and Myers knocked one out of the park against Liberty.

2007	12	2012	9
2008	10	2013	12
2009	15	2014	15
2010	17	2015	9
2011	9	<b>2016</b>	<b>9</b>

**2016 C-USA CHAMPIONSHIP**

The 2016 Conference USA Championship will return to Hattiesburg, Miss. for the third year in a row and the sixth time in the league's history. Southern Miss also hosted the 2015, 2014, 2009, 2005 and 1996 C-USA Championships at Pete Taylor Park. The Championship will feature the top eight teams in regular-season league play, and the format features two double-elimination brackets, with a single-elimination championship game. The championship game on Sun., May 29 will air on CBS Sports.

**BABE AND BUD**

Everyone knows who Bud Metheny is in the baseball world, but little know that he was the last New York Yankee to wear No. 3, Babe Ruth's number, before it was retired in honor of the star in 1948. Bud played for the Yankees from 1938-47, where he played in the second and last game of the 1943 World Series as the Yankees defeated the St. Louis Cardinals. In 1984, to honor Bud and his days with the Yankees, Old Dominion University adopted the Yankees uniform with the blue pinstripes.

The 1940 William and Mary graduate (he earned his M.Ed from William and Mary in 1952) launched a managerial career in 1948 piloting the Boston Red Sox Class "D" team in Baxley, GA. He spent the next season in the Piedmont League (Class "B") playing outfield for the Portsmouth team in 1949-50, and managing the Newport News team in 1950. Despite those commitments, Metheny still found time to begin his 32-year Old Dominion career in the spring of 1948.

Metheny joined the athletic staff in 1948 as head baseball coach compiling a 423-363-6 record before retiring in 1980. He was honored by the NCAA as the Eastern Regional Coach of the Year in 1963 and 1964 when his Monarchs captured College Division crowns those two years. Metheny was named National Coach of the Year in 1964. In 1980, his final season as the Monarchs head coach, ODU captured the Virginia State Championship by defeating the University of Virginia.

**TOUGH SCHEDULE AHEAD**

The Baseball Monarchs are not a team to shy away from playing some of the toughest teams in the nation. ODU will once again face the cream of the crop in 2016. Three of ODU's opponents are ranked in the top 25 polls, including the Monarchs' fist matchup of the season NC State. Additionally, five of ODU's opponents advanced to the NCAA Regionals in 2015, two reached the Super Regionals and one went to Omaha for the College World Series, including eventual CWS

TWO-OUT HITTING		
PLAYER	AVG	RBI
Kyle Beam	.154	2
Turner Bishop	.115	5
Grey Finwood	.182	1
Darius Gillus	.000	0
Justin Hayes	.206	3
Chris Livers	.167	0
Nick Lustrino	.146	2
Jason McMurray	.186	6
Will Morgan	.444	3
Connor Myers	.324	6
Zach Rutherford	.316	5
Kurt Sinnen	.368	8
Nick Walker	.209	9
Bryce Windham	.000	0
Seth Woodard	.200	2
<b>TEAM</b>	<b>.231</b>	<b>52</b>
HITTING STREAKS		
PLAYER	LONGEST	CURRENT
Nick Walker	8	1
Kurt Sinnen	8	1
Zach Rutherford	7	6
Connor Myers	7	7
Nick Lustrino	6	-
Turner Bishop	6	-
Jason McMurray	4	-
Will Morgan	3	1
Grey Finwood	3	-
Justin Hayes	3	-
Chris Livers	3	2
Kyle Beam	3	-
Seth Woodard	2	-
Darius Gillus	1	-
REACHED BASE STREAKS		
PLAYER	LONGEST	CURRENT
Nick Walker	18	8
Connor Myers	15	7
Nick Lustrino	12	1
Zach Rutherford	12	6
Kurt Sinnen	11	6
Jason McMurray	8	-
Chris Livers	7	2
Turner Bishop	6	-
Grey Finwood	6	-
Kyle Beam	5	1
Justin Hayes	4	-
Will Morgan	3	2
Seth Woodard	3	-
Bryce Windham	1	-
Darius Gillus	1	-
CURRENT ODU STREAKS		
All Games		L2
Games at Bud Metheny Complex		L2
Road Games		W4
vs. Ranked Opponents		L3
vs. Conference (Home)		L2
vs. Conference (Away)		W3
vs. Non-Conference (Home)		W5
vs. Non-Conference (Away)		W1

ODU 2016 RECORD WHEN...	
Overall	24-12
Non-Conference	17-4
Conference	7-8
Home	15-7
Away	6-5
Neutral	3-0
Day	18-9
Night	6-3
vs. Left hander	8-5
vs. Right hander	16-7
1-Run games	7-2
2-Run games	5-2
5+ Run games	9-4
Extra innings	2-1
Shutouts	2-2
When scoring 0-2 runs	1-9
When scoring 3-5 runs	8-2
When scoring 6-9 runs	8-1
When scoring 10+ runs	7-0
When opponent scores 0-2 runs	10-0
When opponent scores 3-5 runs	10-5
When opponent scores 6-9 runs	3-4
When opponent scores 10+ runs	1-3
When scoring in the 1st inning	14-1
When opponent scored in the 1st inning	3-0
When scoring First	18-6
When opponent scores first	6-6
When leading after 6 innings	20-1
When leading after 7 innings	18-1
When leading after 8 innings	21-1
When trailing after 6 innings	2-8
When trailing after 7 innings	3-8
When trailing after 8 innings	0-10
When tied after 6 innings	2-3
When tied after 7 innings	3-3
When tied after 8 innings	2-0
Hit 0 home runs	15-11
Hit 1 home run	7-1
Hit 2+ home runs	2-0
Opponent hits 0 home runs	18-6
Opponent hits 1 home run	4-6
Opponent hits 2+ home runs	2-0
When making 0 errors	10-2
When making 1 error	6-5
When making 2+ errors	8-5
When out-hit opponent	12-1
When out-hit by Opponent	7-11
When hits are tied	5-0

Champion UVA. The Monarchs defeated UVA in Charlottesville and will face the Cavaliers again at Harbor Park.

**A FAMILY AFFAIR**

Sam and Kurt Sinnen, fraternal twins, have been playing baseball together since they were little. They grew up and played at the same high school and now the same University. Sam made the decision to attend Old Dominion first and his brother quickly followed. The Sinnen family also made the decision to become the legal guardians of Turner Bishop, a young man who played baseball with the Sinnen twins at Kellam High School. Bishop has become one of the Monarchs most deadly hitters, starting some games as a designated hitter.

The family atmosphere doesn't stop there, as Grey Finwood is playing for his father, head coach Chris Finwood. Grey, now a sophomore at ODU, started in the first seven games for the Monarchs at first base.

**EXTRA INNINGS WITH CHRIS FINWOOD**

Extra Innings with Chris Finwood debuts March 7 on ESPN Radio 94.1. The show will air every Monday evening. Finwood will give a recap of the previous week's games and upcoming Monarch baseball games as well as player interviews with host and ODU Director of Broadcasting Ted Alexander.

**NO RUNS FOR YOU**

In ODU's opening two games, the Monarchs did not allow a run, marking the first time since 1992 that the program started the season two-straight shutouts. The games also marked the first time since 1995 that ODU has notched back-to-back shutouts. ODU opened the 1992 season with back-to-back shutouts over Coppin State (12-0 and 10-0) and put two together in 1995 with wins over Towson (7-0) at home then at Liberty (5-0).

**OLD DOMINION MAKES BOLD STATEMENT (D1BASEBALL.COM THOUGHTS OF THE DAY - FEB. 20)**

"I'll be very honest about the Monarchs. When doing the Conference USA preview a few weeks ago, I made the comment to one of my colleagues at D1Baseball that ODU felt like a team that had the potential to be very good in that league. The Monarchs had some projectable arms on the mound, and there was athleticism in the lineup with Connor Myers and others leading the charge.

Well, Chris Finwood's Monarchs are off to a terrific start this weekend, beating highly-ranked NC State 5-0 to start the season before beating Kent State 2-0 on Saturday to go to 2-0 on the season. ODU lefthander Jake Josephs, a consummate bulldog on the mound, impressed against the Flashes, allowing just four hits in five shutout frames, while righty Culver Lamb struck out five in 3.2 innings of shutout work.

With Rice looking vulnerable opening weekend against Arizona thus far, FIU scuffling against Ole Miss and other results around the league, ODU could definitely sneak into that top tier discussion."

**C-USA PITCHER OF THE WEEK**

Junior right-hander, Sam Sinnen, was named the Conference USA Pitcher of the Week for his efforts in the season-opening win over No. 10 NC State, as the league announced Monday afternoon.

Sinnen earned his first career weekly honor after holding No. 10 NC State to no runs and just two hits in five innings of work, as the Monarchs defeated the Wolfpack, 5-0, on opening day at the Caravelle Resort Tournament. He highlighted the day by ending the biggest NC State threat in the fourth inning by striking out the batter with two runners left on base.

Sinnen pitched a solid game before giving way in the sixth inning, finishing the game with three strikeouts and two walks as ODU opened the season with a win over a ranked opponent.

**THREE TABBED PRESEASON ALL-CONFERENCE USA**

Senior outfielder Connor Myers, junior pitcher Sam Sinnen and sophomore infielder Zach Rutherford represented the Monarchs on the C-USA preseason team, as Old Dominion was the only program to feature three athletes.

Myers finished the season hitting .302, knocking in 28 RBI on the season. He posted 17 multiple-hit games and 13-straight games with a hit. He was a threat once on base, as he stole 20 bases on 25 attempts, which ranked second in Conference USA. Myers led the outfield with 150 putouts, including two diving catches against Bryant and one against UAB that were both featured on SportsCenter Top-10.

Sinnen led team with a 6-3 record last season and a 2.84 ERA, which was second on the team. In 66.2 innings of work, he walked only 15 batters and paced the team with 53 strikeouts. Sinnen, who had been a part of three Monarch shutouts, recorded three saves and appeared in 21 games. He capped his sophomore campaign with Second Team All-Conference USA honors.

Rutherford started in 42-of-43 games, mostly at shortstop, as a freshman and was third on the team in hitting at .317 overall and .355 in 27 C-USA games. He recorded 13 multiple-hit games and knocked in a career high four RBI against nationally ranked Florida Atlantic. Rutherford committed only five errors and was named to the Conference USA All-Freshman squad at the conclusion of the season. Rutherford highlighted his freshman campaign by becoming just the 16th Baseball Monarch to be selected to the Collegiate Baseball and Baseball America Freshman All-American teams.

**UVA AT HARBOR PARK**

Old Dominion University baseball has announced that the contest against returning NCAA Champion Virginia will be played at Harbor Park on April 26 at noon. Last season, the Baseball Monarchs picked up their third consecutive win over nationally ranked UVA before a crowd of 6,029 fans on April 28. The audience marked the largest collegiate baseball crowd in state history, smashing the previous record of 5,421 that was set on May 3, 2011 at the Richmond Diamond for a Virginia-VCU game.

Tickets for the April 26th matchup are available online at [www.YNotTix.com](http://www.YNotTix.com). All seats are General Admission and priced at \$10 each. Group tickets are also available for \$7. Tickets purchased in advance are only available online or through the ODU Ticket Office (Monday through Friday, 10am-6pm, Ted Constant Center, 757-683-4444). Tickets will be available on the day of the game at the Harbor Park Ticket Office.

**EARLY SIGNING PERIOD**

**Devon Adams - C- 5'11 180-South Riding, Va. (Paul VI Catholic)**

A native of South Riding, Virginia, Adams earned first team All-Washington Catholic Athletic Conference honors while representing Paul VI Catholic High School. He also was named a second-team All-Virginia Independent School Athletic Association honoree.

**Kyle Battle - OF- 6'1 175- Glen Allen, Va. (Glen Allen)**

A Glen Allen, Va. native, Battle started in the outfield for the Glen Allen Jaguars, helping the team win the state championship as a junior. He registered a .412 batting average last year, including six doubles and four homeruns. At the conclusion of his junior campaign, Battle racked up the awards, earning first team All-Conference, All-Region, All-State and All-Metro laurels. He was also a standout in the classroom and picked up VHSL first team academic honors.

**Michael Blanchard - RHP- 6'6 175, Suffolk, Va. (Nansemond River)**

Blanchard went 5-1 in 36 innings as a junior at Nansemond River. He struck out 41 batters and had a 2.21 ERA.

**Zack Eggers - LHP- 6'1 170 Flower Mound, Texas (Flower Mound)**

While playing for Flower Mound High School in Texas and representing the Dallas Mustangs in the summer, Eggers was named to the All-Tournament Team in Perfect Game Jupiter and was also named to the Top Prospect Team at The Perfect Game Underclass South showcase in Houston in 2014. He is also a black belt in Martial Arts.

**Carson Henry - INF- 6'1" 180- Virginia Beach, Va. (Greenbrier Christian)**

A native of Virginia Beach, Henry has started at shortstop for Greenbrier Christian High School in Chesapeake since his sophomore season. In 2015, he hit .377, led his squad in RBIs and helped Greenbrier Christian capture the 2015 State Championship.

**Corey Klak - LHP- 6'4" 175- Chesapeake, Va. (Western Branch)**

Klak, a Chesapeake, Va. native, has had two very good years for Western Branch high school. He went 10-1 on the mound his junior season and was an all-conference selection. As a sophomore helped lead his Western Branch High School team to a Regional Championship, taking down nationally ranked Cosby High School in the process. The team advanced to claim the State Championship after defeating Chantilly in the title game. Klak was voted by the league as the Rookie of the Year as a sophomore and was named to the All-Conference second team for pitching and was voted as the team's Most Improved Player as a junior.

**Vinnie Pasquantino - 1B- 6'4" 210 Midlothian, Va. (James River)**

Pasquantino comes from Midlothian, Va. where he was a member of the James River High School varsity squad. The 6'4" standout first baseman hit an incredible .537 as a junior with five homeruns, en route to earning first team All-Region 6A South and first team All-Metro honors.

**Joe Strzelecki - RHP- 6'3 215- Boynton Beach, Fla. (Polk CC)**

Strzelecki joins the Baseball Monarchs from Polk Community College where he threw 27.2 innings as a freshman. He accumulated a 3.15 ERA, while striking out 28 batters last season. He attended Santaluces High School in Boynton Beach, Fla. and was a first team All-Conference selection along with MVP as a catcher and batted .386 as a senior.

**John Wilson - LHP- 6' 170-Hampton, N.J. (North Hunterdon)**

An all-state pitcher from North Hunterdon High School in Pittstown, New Jersey, John Wilson finished his junior campaign with an unblemished 7-0 record en route to leading his team to its first county championship since 1999. Wilson garnered first team All-Conference, All-Area, All-County and All-West Jersey accolades in both his sophomore and junior seasons. Additionally, he was named Skyland Conference Pitcher of the Year and Hunterdon County Democrat Player of the Year in 2015.

**Jared Young - INF- 6'1" 180- Prince George, British Columbia, Canada (Connors State College)**

Young grew up in Prince George, British Columbia where he played baseball and hockey at Kelowna Secondary School. During his freshman year at Minot State University, Young hit a team leading .398 with 25 extra base hits en route to earning NSIC All-Conference and Central D2 All-Region.

**ODU BASEBALL RADIO**

STAR 1310 AM is the home for ODU Baseball. Catch games live on the flagship station in Norfolk. Those not broadcast on STAR 1310 can be found on Monarch Media through [odusports.com](http://odusports.com)

**THE BROADCAST LINEUP**

March 25-27	at Rice
April 6	vs William & Mary
April 8-10	at FIU
April 12	at William & Mary
April 22-24	at LA Tech
April 26	vs UVA
May 6-8	at Charlotte
May 13-15	vs Middle Tennessee
May 17	at VCU (Key Dog Classic)
May 21	at Marshall
May 25	C-USA Tournament





## HEAD COACH CHRIS FINWOOD

In just four years Chris Finwood, the 2014 ABCA East Region Coach of the Year, has put the Monarch program back into the national spotlight. Finwood won his 100th game at ODU with a 15-1 win over Charlotte on April 5th at ODU. The 2015 Monarchs defeated three nationally ranked and NCAA bound teams. ODU swept the home and home series against Virginia, took two of three from Rice and defeated FAU as well.

Last season, Finwood joined the 100 win club and his Baseball Monarchs (27-29) enjoyed two wins over then No. 1/No. 23 ranked UVA and another Top 10 victory over No. 8 ranked Rice. At the conclusion of the season, Finwood saw three players earn Conference USA honors, while freshman Zach Rutherford was named a Freshman All-American on two occasions.

Three Monarchs were selected into the MLB draft, as P.J. Higgins was picked in the 12th round by the Chicago Cubs, Greg Tomchick in the 27th round (No. 812) by the St. Louis Cardinals and Taylor Ostrich in the 34th round (1029 pick) by the Kansas City Royals.

The Monarchs won 36 games in 2014, finished fourth in Conference USA, reached the league semifinals, and earned an at-large bid to the NCAA Regionals, ODU's first since 2000.

ODU posted a 36 RPI and played one of the nation's strongest non-conference schedules, beating No. 1 Virginia and C-USA champion Rice. The 2014 Monarchs turned a school record 68 double-plays, which ranked third nationally. The team fielded .976, which was good for a top 20 national ranking.

Senior reliever Dean Ali was named to C-USA's All-Academic squad, while two Monarchs were selected into the MLB draft, led by Ryan Yarbrough who went in the fourth round to Seattle.

In 2013, the Monarchs won 30 games and placed third in the school's final season in the Colonial Athletic Association. The Monarchs finished the season strong, winning seven of their last 10 games. ODU swept three-game series from NCAA tournament participant William & Mary and a road series at James Madison. Team MVP Ben Verlander was a semifinalist for the Gregg Olson award and two Monarchs were selected in the 2013 MLB draft.

Not only have the Monarchs produced on the field, the team has also had much success in the classroom. The 2013-2014 team had a GPA of over 2.9. The team earned better than a 3.0 GPA in the fall of 2013 and 2014.

Player development has always been a big part of Finwood's success. In his coaching career he has coached over 60 players who have been drafted by Major League Organizations and 6 of them have played in the Major Leagues.

Prior to coming to ODU, Finwood guided Western Kentucky for six years as head coach and was named the 2009 Sun Belt Conference Coach of the Year.

In six seasons, the Hilltoppers witnessed unprecedented success under Finwood, a Hampton, Va. (Hampton High) native. Magical postseason runs in 2008 and 2009, both

in the Sun Belt and NCAA Tournaments, highlighted the Finwood era, as he compiled a 190-154 record at the Bowling Green, Ky. school. His 2009 squad reached the regional final in Oxford, Miss.

WKU captured the 2008 Sun Belt tournament championship. In 2009, en route to notching the program's first 40-win season in 21 years, the Hilltoppers won the Sun Belt Regular Season championship. In those two seasons, WKU earned with back-to-back trips to the NCAA Tournament, including the program's first at-large invitation (2009). The 2009 team made it to the final game in the Oxford regional and finished the year ranked 23rd in the country.

Prior to his stint at Western Kentucky, Finwood served as an assistant coach at Auburn for five seasons and helped lead the Tigers to four NCAA Regionals. During his time at Auburn, Finwood was responsible for all aspects of the Tiger defense, while also coordinating the program's recruiting efforts. In his five seasons, Auburn posted five winning campaigns and combined for 181 victories. The 2003 team, earned a top-seed in the NCAA tournament and hosted a regional after a 42-21 season and second-place finish with the West Division of the Southeastern Conference. Auburn again advanced to the regionals in 2005, falling in the finals to host Florida State.

In his five seasons at Auburn, he oversaw a defense that posted the two best fielding percentages in school history, finishing at .970 in 2002 and .968 in 2003. The 2002 fielding percentage also ranked second in the SEC and 12th nationally.

Prior to joining the staff at Auburn Finwood spent six seasons at Virginia Commonwealth -- four seasons as an assistant (1995-98) before serving as the Rams' associate head coach in 1999 and 2000. Finwood helped guide VCU to a 219-139 record in six years in Richmond. In his six seasons, VCU claimed Colonial Athletic Association regular-season titles in 1997 and 1998. The Rams also earned trips to the NCAA Tournament in 1998 and 1999, winning 40-plus games both seasons, including a school-record 46 victories during the 1998 campaign.

Finwood began his coaching career at his alma mater -- Virginia Military Institute -- serving as an assistant for three seasons before taking over the head coaching duties from 1992-94. After inheriting a VMI team that had won just two games the year before, Finwood led the Keydets to a school-record 21 wins in 1993 and 1994 and a berth in the 1993 Southern Conference Tournament championship game.

A four-year starter on the field at VMI from 1985-88, Finwood was named to the Southern Conference All-Northern Division team three times. A career .300 hitter, he posted a .399 batting average as a senior -- the sixth-best average in school history. He was also named team captain during his senior season and finished his career with the Keydets ranked second in hits and runs scored. Finwood was inducted into the VMI Athletics Hall of Fame in the summer of 2003.

Finwood was introduced as the Monarchs head coach on June 28th, 2011 and is the 13th head baseball coach in ODU history. He and his wife Annette have two children -- a daughter, Riley, and son, Greyson.

### THE FINWOOD FILE

**Born:** Jan. 20, 1966 in Plattsburgh, N.Y.

**High School:** Hampton (Va.) High School

**High School Athletics:** Baseball, Basketball

**College:** Virginia Military Institute, 1988 (BA, English)

**College Athletics:** Baseball (1985-88), shortstop, four letters

#### Coaching Experience:

Virginia Military Institute, Assistant Coach, 1989-91

Virginia Military Institute, Head Coach, 1992-94

VCU, Assistant Coach, 1995-98

VCU, Associate Head Coach, 1999-2000

Auburn, Assistant Coach, 2001-05

Western Kentucky, Head Coach, 2005-2011

Old Dominion, Head Coach, 2012-Present

### HEAD COACHING RECORDS | CAREER RECORD: 378-376

#### ODU

2012 | 19-34

2013 | 30-24

2014 | 36-26 | NCAA Regional

2015 | 27-29

2016 | 24-12

**TLS 136-125 (5 years)**

#### WKU

2006 | 22-30

2007 | 25-30

2008 | 33-27 | SBC Champions/ NCAA Tournament

2009 | 42-20 | SBC Reg. Season Champions/NCAA Reg. Finals

2010 | 35-23

2011 | 33-24

**TLS 190-154 (6 yrs)**

#### VMI

1992 | 11-39

1993 | 20-29

1994 | 21-29

**TLS 52-97 (3 yrs)**

### FINWOOD MILESTONES

**Coach of the Year:** 2009 (Sun Belt)

**1st Victory:** Feb. 21, 1992 vs. Shenandoah (7-2 at VMI)

**100th Victory:** Feb. 22, 2008 vs. Bowling Green (11-4 at WKU)

**200th Victory:** April 10, 2010 vs. South Alabama (12-4 at WKU)

**300th Victory:** Mar. 8, 2014 at No. 17 Rice (2-1 at Rice, 10 inn.)

THE LAST TIME...

**ODU TEAM...**

Scored 30 or more runs in a game .....	2000 at Norfolk State (31)
Scored 20 or more runs in a game .....	April 2, 2014 vs. William & Mary (20)
Had 30 or more hits in a game .....	March 7, 2000 at Norfolk State (30)
Had 20 or more hits in a game .....	April 2, 2014 vs. William & Mary (21)
Hit five triples in a game .....	May 1, 1964 vs Lynchburg (5)
Hit six home runs in a game .....	May 14, 1992 vs James Madison (6)
<b>Shut out an opponent .....</b>	<b>February 20, 2016 (2-0 vs Kent State)</b>
<b>Was shutout by an opponent .....</b>	<b>April 16, 2016 (0-3 vs UTSA)</b>
Shut out a C-USA opponent .....	May 16, 2015 (11-0 at UAB)
<b>Was shut out by a C-USA team .....</b>	<b>April 16, 2016 (0-3 vs UTSA)</b>
Shut out a C-USA opponent in consecutive games .....	N/A
<b>Swept a conference series at home .....</b>	<b>March 18-19, 2016 vs. WKU</b>
<b>Swept a conference series on the road .....</b>	<b>April 8-10, 2016 at FIU</b>
<b>Was swept in a conference series at home .....</b>	<b>April 1-3, 2016 vs No. 17 Florida Atlantic</b>
<b>Was swept in a conference series on the road .....</b>	<b>March 25-17, 2016 at Rice</b>
<b>Beat a ranked opponent.....</b>	<b>March 30, 2016 at No. 20 Virginia</b>
Won 10-straight games .....	March 17-April 2, 2006
Won 10-straight C-USA games .....	N/A
Won 10-straight games at home.....	March 15-April 15, 2006
Won 10-straight games on the road.....	1986
Won 40 games in a season.....	1994 (40)
Won a regular season conference championship.....	2007 (Colonial Athletic Association)
Won the conference tournament.....	1996 (Colonial Athletic Association)
Competed in the NCAA Regionals .....	2014 (at South Carolina)
Ended a game in a tie .....	1988 (3-3, at Virginia)
Turned a triple play .....	May 8, 2012 vs Longwood

**AN ODU PLAYER...**

Hit for the cycle .....	N/A
<b>Hit two doubles in a game.....</b>	<b>April 8, 2016 (Kurt Sinnen at FIU)</b>
Hit three doubles in a game .....	May 11, 2010 (Chris Basker vs UMES)
Hit two triples in one game .....	March 2, 2005 (Evan Chipman vs Norfolk State)
<b>Hit two home runs in one game .....</b>	<b>March 1, 2016 (Connor Myers vs Liberty)</b>
Hit three home runs in one game .....	March 9, 2013 (Ben Verlander vs Northeastern)
<b>Hit a walk-off home run .....</b>	<b>March 1, 2016 (Connor Myers vs Liberty)</b>
Hit a grand slam .....	March 4, 1997 (Tony Gsell vs George Washington)
Hit two grand slams in one day.....	May 21, 2010 (Chris Buss at Hofstra)
<b>Had 5+ RBI.....</b>	<b>March 16, 2016 (Nick Walker, 6)</b>
Hit safely in 20-straight games .....	2010 (Chris Baker, 28 games)
Hit safely in 30-straight games .....	March 23, 2010 to February 26, 2011 (Chris Baker, 34 games)
Hit 20 home runs in one season .....	1997 (Ron Walker, 20)
Hit .400 for the season .....	2009 (Jake McAloose; .413)
Was the Conference Player of the Year .....	20011 (Kyle Hald - CAA)

**AN ODU PITCHER...**

Won 10 games .....	2007 (Anthony Shawler, 11)
Struck out 10 or more.....	April 15, 2006 (Jason Godin vs Northeastern, 18)
Threw a no-hitter.....	May 11, 2010 (9 inn.) (C.J. Huyett)
Threw a complete game (Win) .....	April 19, 2015 (Adam Bainbridge vs Marshall)
Pitched 10 or more innings .....	1972 (Jack Bakercs Xavier-Ohio) (13)
Was the Conference Pitcher of the Year.....	2011 (Kyle Hald - CAA)

## 2016 NATIONAL RANKINGS (April 18)

## D1BASEBALL.COM

Rank	Team	2016 Record
1	Miami Fla.	29-5
2	Florida	33-5
3	Texas A&M	29-7
4	Vanderbilt	28-8
5	Louisville	29-7
6	Mississippi State	24-12-1
7	Florida State	23-11
8	NC State	26-10
9	TCU	27-8
10	LSU	25-11
11	Texas Tech	29-9
12	South Carolina	29-8
13	UC Santa Barbara	24-7-1
14	Oregon State	23-9
15	Rice	24-11
16	Ole Miss	26-10
17	North Carolina	25-11
18	Long Beach State	21-13
19	Kentucky	23-12
20	East Carolina	23-12
21	Coastal Carolina	27-10
22	Clemson	24-12
23	California	21-11
24	Louisiana-Lafayette	24-12
25	Minnesota	21-11

## USA TODAY COACHES

Rank	Team	2016 Record
1.	Miami (16)	29-5
2.	Florida (15)	33-5
3.	Texas A&M	29-7
4.	Louisville	29-7
5.	Vanderbilt	28-8
6.	TCU	27-8
7.	LSU	25-11
8.	South Carolina	29-8
9.	NC State	26-10
10.	Florida State	23-11
11.	Miss St	24-12-1
12.	Oregon State	23-9
13.	Texas Tech	29-9
14.	UC-Santa Barbara	24-7-1
15.	North Carolina	25-11
16.	Ole Miss	26-10
17.	Florida Atlantic	25-8
18.	California	21-11
19.	Mo. State	27-8
20.	Rice	24-11
21.	BYU	27-7
22.	Virginia	23-15
23.	Clemson	24-12
24.	La-Lafayette	24-12
25.	Michigan	25-9

## COLLEGIATE BASEBALL

Rank	Team	2016 Record
1.	Miami, Fla.	29-5
2.	Florida	33-5
3.	Louisville	29-7
4.	South Carolina	29-8
5.	Texas A&M	29-7
6.	Vanderbilt	28-8
7.	Texas Tech.	29-9
8.	Texas Christian	27-8
9.	Florida State	23-11
10.	Mississippi State	24-12-1
11.	U.C. Santa Barbara	24-7-1
12.	Kentucky	23-12
13.	N.C. State *	26-10
14.	California	21-11
15.	Louisiana State	25-11
16.	Missouri State	27-8
17.	Oregon State	23-9
18.	Coastal Carolina	27-10
19.	Southern Mississippi	27-10
20.	Virginia *	23-15
21.	North Carolina	25-11
22.	Minnesota	21-11
23.	South Alabama	27-10
24.	Rice *	24-11
25.	Creighton	25-7

## NCBWA

Rank	Team	2016 Record
1.	Florida	33-5
2.	Miami	29-5
3.	Texas A&M	29-7
4.	Vanderbilt	28-8
5.	Louisville	29-7
6.	TCU	27-8
7.	Mississippi State	24-12-1
8.	LSU	25-11
9.	Florida State	23-11
10.	N.C. State	26-10
11.	South Carolina	29-8
12.	Oregon State	23-9
13.	North Carolina	25-11
14.	UC Santa Barbara	24-7-1
15.	Ole Miss	26-10
16.	Texas Tech	29-9
17.	Missouri State	27-8
18.	California	21-11
19.	Florida Atlantic	25-8
20.	Louisiana	24-12
21.	Michigan	25-9
22.	Virginia	23-15
23.	Clemson	24-12
24.	BYU	27-7
25.	Oklahoma State	22-13

FINWOOD CAREER ODU RECORD  
BY OPPONENT

Team	Record
Appalachian State	1-0
Bryant	1-0
Campbell	0-2
Canisius	0-1
Charleston Southern	1-0
Charlotte	3-2
Coastal Carolina	0-1
Delaware	4-3
East Carolina	5-4
Florida Atlantic	2-8
FIU	8-2
George Mason	3-3
Georgia State	1-5
Georgia Tech	0-1
Hofstra	2-4
James Madison	4-2
Kentucky	0-1
Kent State	1-0
Liberty	3-6
Longwood	1-1
Long Island	2-1
LA Tech	5-1
Manhattan	1-0
Marist	1-1
Marshall	5-3
Maryland	0-2
Massachusetts	2-1
Middle Tennessee	2-6
Norfolk State	3-2
Northeastern	2-4
NC State	1-2
Penn	3-0
Princeton	2-0
Radford	1-0
Rice	4-8
Richmond	3-2
Rutgers	7-8
St. John's	1-0
St. Joseph's	1-0
Southern Miss	0-1
Temple	5-1
Towson	3-3
Virginia	4-2
VCU	3-6
VMI	12-1
Virginia State	1-0
Virginia Tech	0-1
UAB	2-4
UNC Wilmington	0-6
UTSA	4-5
West Virginia	1-2
Western Kentucky	4-2
William & Mary	8-3
Wofford	3-1
<b>54 Opponents</b>	<b>136-125</b>

\* 2016 ODU Baseball Opponent

# 2016 MONARCHS

## OLD DOMINION UNIVERSITY BASEBALL



**JUSTIN  
HAYES**

**#1**

So., OF, 5-8, Chesapeake, Va.



**JASON  
McMURRAY**

**#2**

RS-Sr., INF, 6-1, Des Moines, Iowa



**NICK  
WALKER**

**#4**

Jr., INF/OF, 6-0, Virginia Beach, Va.



**GREYSON  
FINWOOD**

**#6**

RS-So., INF, 6-3, Norfolk, Va.



**WILL  
MORGAN**

**#7**


Fr., OF, 6-1, Middletown, N.J.



**CONNOR  
MYERS**

**#9**

Sr., OF, 5-11, Middletown, Md.



**NICK  
HARTMAN**

**#10**


Jr., RHP, 6-2, Katy, Texas



**KYLE  
BEAM**

**#11**

Jr., C, 6-0, Hood River, Ore.



**KURT  
SINNEN**

**#14**

Jr., C/1B, 5-11, Virginia Beach, Va.



**ZACH  
RUTHERFORD**

**#15**


So., INF, 6-2, Chesapeake, Va.



**THOMAS  
BUSBICE**

**#16**

Sr., RHP, 6-1, Papillion, Neb.



**CULVER  
LAMB**

**#17**

So., RHP, 6-3, Virginia Beach, Va.



**GRAYSON  
BAILEY**

**#18**

RS-Sr., LHP, 6-1, Virginia Beach, Va.



**DARIUS  
GILLUS**

**#19**

RS-Fr., INF, 5-11, Chesterfield, Va.



**BRYCE  
WINDHAM**

**#20**


Fr., INF, 6-0, Monroe, Mich.



**MORGAN  
MAGUIRE**

**#21**

Fr., RHP, 6-2, Rumson, N.J.



**NICK  
LUSTRINO**

**#22**

RS-Sr., INF, 6-0, Spring Lake, N.J.



**CORY  
ALEXANDER II**

**#23**

Fr., OF, 5-11, Goochland, Va.



**BRETT  
SMITH**

**#24**


Fr., RHP, 6-4, Chesapeake, Va.



**SETH  
WOODARD**

**#25**

Fr., INF, 6-2, Newport News, Va.



**CHRIS  
LIVERS**

**#26**

Sr., C, 5-9, Virginia Beach, Va.



**JAKE  
JOSEPHS**

**#28**

RS-Jr., LHP, 5-11, Fairfax Station, Va.



**EVAN  
BAER**

**#29**

Fr., INF, 6-1, Virginia Beach, Va.



**NATE  
MATHESON**

**#31**

So., LHP, 6-3, Hampton, Va.

# 2016 MONARCHS

## OLD DOMINION UNIVERSITY BASEBALL



**VICTOR DIAZ**  
#32  
RS-Sr., RHP, 6-0, Perth Amboy, N.J.



**TURNER BISHOP**  
#33  
Jr., OF, 6-1, Virginia Beach, Va.



**SAM SINNEN**  
#34  
Jr., RHP, 5-11, Virginia Beach, Va.



**NEIL RING**  
#37  
Fr., C, 5-10, Appomattox, Va.



**ADAM BAINBRIDGE**  
#40  
Jr., LHP, 6-3, Sinking Spring, Pa.




**JOEY BENITEZ**  
#42  
Jr., LHP, 6-1, Crofton, Md.



**ISAIAH NELSON**  
#43  
Fr., LHP, 5-11, Norfolk, Va.



**DREW MOYER**  
#44  
Fr., RHP, 6-6, Newport News, Va.



**JACK JETT**  
#45  
Fr., RHP, 6-4, Reedville, Va.



**HEAD COACH CHRIS FINWOOD**  
#5  
• VMI '88 • 5th year at ODU



**ASST. COACH KARL NONEMAKER**  
#12  
• Vanderbilt '02 • 5th year at ODU



**ASST. COACH MIKE MARRON**  
#13  
• College of the Holy Cross, '05  
• 1st year at ODU



**VOL. ASST. COACH LOGAN ROBBINS**  
#8  
• Western Kentucky, '11  
• 1st year at ODU



**DIRECTOR OF BASEBALL OPS. BJ BURTON**  
• Western Kentucky '87 • 4th year at ODU







#2 JASON MCMURRAY • Rsr. • INF • 6-1 • 200 • R/R • West Des Moines, Iowa. • Iowa Western

PERSONAL: Son of Scott and Terri McMurray ... Has two brothers Brian and Kevin ... Has one sister Kylie ... Majoring in sociology ... NCYL-National Council on Youth Leadership Chapter President ... Favorite pro athlete: Derek Jeter ... Favorite pro team: New York Yankees ... Favorite Foods: Steak, Cereal, Ice cream ... Dream Travel Spot: Italy.

2015: 50 starts in 53 games at shortstop and second base ... Longest hitting streak is six games ... 11 multiple hit games ... Three RBI vs. Charlotte and W&M ... Three hits vs. Charlotte and LA Tech ... Belted a grand slam at VMI.

MISCELLANEOUS

2016 Season Highs

Table listing 2016 season highs for Jason McMurray: At Bats (6 at West Virginia), Runs (2 four times), Hits (2 nine times), RBI (3 vs Delaware), 2B (1 eight times), 3B (1 vs West Virginia), HR (1 vs Delaware), Walks (2 three times), SB (1 four times), Putouts (7 at Rice), Assists (6 two times).

Career Highs

Table listing career highs for Jason McMurray: At Bats (6 at West Virginia (3.12.2016)), Runs (3 at ECU (3.4.2015)), Hits (3 two times), RBI (4 vs VMI (3.25.2015)), 2B (1 15 times), 3B (1 three times), HR (1 three times), Walks (2 three times), SB (1 eight times), Putouts (7 at Rice (3.27.2016)), Assists (7 vs Rutgers (2.28.2015)).

2016 GAME-BY-GAME STATS

2016 ODU Baseball Individual Game-by-Game for Old Dominion (as of Apr 18, 2016)

#2 Jason McMurray - 36 games (All games)

Main game-by-game stats table with columns: Date, Opponent, Pos, AB, R, H, RBI, 2B, 3B, HR, BB, SB, CS, HBP, SAC, SF, GDP, K, PO, A, E, Avg. Includes rows for games from Feb 19 to Apr 17 and a Totals row.

On base pct. .311 • Slugging pct. .336

CAREER STATS

Career stats summary table with columns: Year, avg, gp-gs, ab, r, h, 2b, 3b, hr, rbi, tb, slg%, bb, hbp, so, gdp, ob%, sf, sh, sb-att, po, a, e, fld%. Includes rows for 2015, 2016, and TOTAL.







**#6 GREY FINWOOD • RSo. • INF • 6-3 • 200 • R/R • Norfolk, Va. • Maury**

**PERSONAL:** Grey is the son of Chris (head coach) and Annette Finwood ... Has one sister, Riley ... Majoring in sport management ... Interested in coaching.

**2015:** Played in eight games

**MISCELLANEOUS**

**2016 Season Highs**

At Bats	4 four times
Runs	1 seven times
Hits	1 eight times
RBI	2 vs Rutgers
2B	1 at West Virginia
3B	---
HR	---
Walks	1 six times
SB	1 two times
Putouts	13 two times
Assists	2 two times

**Career Highs**

At Bats	4 four times
Runs	1 seven times
Hits	1 eight times
RBI	2 vs Rutgers (3.5.2016)
2B	1 at West Virginia (3.12.2016)
3B	---
HR	---
Walks	1 six times
SB	1 two times
Putouts	13 vs WKU (3.19.2016)
Assists	2 two times

**2016 GAME-BY-GAME STATS**

**2016 ODU Baseball  
Individual Game-by-Game for Old Dominion (as of Apr 18, 2016)**

**#6 Grey Finwood - 32 games (All games)**

Date	Opponent	Pos	AB	R	H	RBI	2B	3B	HR	BB	SB	CS	HBP	SAC	SF	GDP	K	PO	A	E	Avg
Feb 19	vs NC State	*1b	4	0	0	0	0	0	0	0	0	0	1	0	0	0	2	9	0	1	.000
Feb 20	vs Kent State	*1b	2	1	0	0	0	0	0	1	1	0	0	0	0	0	0	6	1	0	.000
Feb 21	vs Appalachian State	*1b	4	1	0	0	0	0	0	1	0	0	0	0	0	0	2	8	0	0	.000
Feb 23	NORFOLK STATE	*1b	3	1	1	0	0	0	0	1	1	0	0	0	0	1	1	8	1	0	.077
Feb 26	MANHATTAN	*1b	4	0	0	0	0	0	0	1	0	0	0	0	0	0	1	11	0	0	.059
Feb 27	VIRGINIA TECH	*1b	2	0	0	0	0	0	0	0	0	0	0	0	0	0	1	6	1	0	.053
Feb 28	DELAWARE	*1b	3	1	0	0	0	0	0	0	0	0	1	0	0	0	1	11	0	0	.045
Mar 1	LIBERTY	1b	1	0	0	0	0	0	0	0	0	0	0	0	0	0	1	1	0	0	.043
Mar 05	RUTGERS-1	*1b	3	0	0	0	0	0	0	0	0	0	0	0	0	0	0	9	1	0	.038
Mar 05	RUTGERS-2	*1b	2	1	1	2	0	0	0	0	0	0	1	0	1	0	0	8	1	0	.071
Mar 06	RUTGERS	*1b	3	0	1	0	0	0	0	0	0	0	0	0	0	0	1	11	0	0	.097
Mar 09	at VCU	*1b	3	0	0	0	0	0	0	0	0	0	1	0	0	0	0	11	1	0	.088
Mar 11	at West Virginia	*1b	2	0	0	0	0	0	0	1	0	0	0	0	0	0	1	3	0	0	.083
Mar 12	at West Virginia-1	1b	2	0	1	0	1	0	0	0	0	0	0	0	0	0	1	8	0	0	.105
Mar 12	at West Virginia	*1b	1	0	0	0	0	0	0	1	0	0	0	0	0	0	0	5	2	0	.103
Mar 15	PRINCETON	*1b	4	0	0	0	0	0	0	0	0	0	0	0	0	0	2	11	0	1	.093
Mar 16	PRINCETON	1b	0	0	0	0	0	0	0	0	0	0	0	0	0	0	0	2	0	0	.093
Mar 18	WESTERN KENTUCK	*1b	3	1	1	0	0	0	0	0	0	0	0	1	0	0	0	8	1	1	.109
Mar 18	WESTERN KENTUCK	1b	0	0	0	0	0	0	0	0	0	0	0	0	0	0	0	0	0	0	.109
Mar 19	WESTERN KENTUCK	*1b	2	0	1	0	0	0	0	0	0	0	0	0	0	0	0	13	1	0	.125
Mar 22	VMI	1b	0	0	0	0	0	0	0	0	0	0	1	0	0	0	0	3	0	0	.125
Mar 25	at RICE	*1b	3	0	1	1	0	0	0	0	0	0	0	0	0	0	1	7	0	0	.137
Mar 26	at RICE	*1b	2	0	0	0	0	0	0	0	0	0	0	1	0	0	1	8	1	0	.132
Mar 30	at Virginia	*1b	2	0	0	0	0	0	0	0	0	0	0	0	0	0	2	8	2	0	.127
Apr 1	FLORIDA ATLANTIC	*1b	2	0	0	0	0	0	0	0	0	0	0	0	0	0	2	4	0	0	.123
Apr 03	FLORIDA ATLANTIC	*1b	3	0	0	0	0	0	0	0	0	0	0	0	0	0	1	9	0	0	.117
Apr 06	WILLIAM & MARY	1b	1	0	0	0	0	0	0	0	0	0	0	0	0	0	1	3	0	0	.115
Apr 08	at FIU	*1b	3	0	0	0	0	0	0	0	0	0	0	0	0	0	0	2	5	0	.109
Apr 09	at FIU	1b	1	0	1	0	0	0	0	0	0	0	0	0	0	0	0	1	0	0	.123
Apr 10	at FIU	1b	1	1	0	0	0	0	0	0	0	0	0	0	0	0	0	3	0	0	.121
Apr 15	UTSA	1b	0	0	0	0	0	0	0	0	0	0	0	0	0	0	0	1	0	0	.121
Apr 16	UTSA	*1b	2	0	0	0	0	0	0	0	0	0	0	0	0	0	1	13	0	0	.118
Totals		23gs	68	7	8	3	1	0	0	6	2	0	5	2	1	2	25	214	13	3	.118

On base pct. .237 • Slugging pct. .132

**CAREER STATS**

Year	avg	gp-gs	ab	r	h	2b	3b	hr	rbi	tb	slg%	bb	hbp	so	gdp	ob%	sf	sh	sb-att	po	a	e	fld%
2015	.000	8-0	3	0	0	0	0	0	0	0	.000	0	0	2	0	.000	0	0	0-0	14	0	0	1.000
2016	.118	32-23	68	7	8	1	0	0	3	9	.132	6	5	25	2	.238	1	2	2-2	214	13	3	.987
TOTAL	.113	40-23	71	7	8	1	0	0	3	9	.127	6	5	27	2	.229	1	2	2-2	228	13	3	.988



**#7 WILL MORGAN • Fr. • OF • 6-1 • 180 • L/R • Middletown, N.J. • Christian Brothers Academy**

**PRIOR TO OLD DOMINION:** Will was an outfielder for Christian Brothers Academy in New Jersey ... As a junior, he helped his team win both the Shore Conference and Monmouth County Tournaments ... He hit .360 with 12 doubles and 25 RBI and was named First Team All-Shore Conference and First Team All-A-North Division ... As a senior, the team collected the A-North, Shore Conference, Monmouth County, Non-Public A-South Sectional and the Non-Public Overall State Championships ... Also earned First Team All-Shore honors and was selected to play in the N.J. Senior All-Star game ... Over his career, he recorded 96 hits, 31 doubles, 10 home runs and 47 RBI.

**MISCELLANEOUS**

**2016 Season Highs**

At Bats	4 two times
Runs	2 vs App State
Hits	2 two times
RBI	3 vs App State
2B	1 three times
3B	1 vs App State
HR	---
Walks	3 vs App State
SB	1 two times
Putouts	4 vs App State
Assists	---

**Career Highs**

At Bats	4 two times
Runs	2 vs App State (2.21.2016)
Hits	2 two times
RBI	3 vs App State (2.21.2016)
2B	1 three times
3B	1 vs App State (2.21.2016)
HR	---
Walks	3 vs App State (2.21.2016)
SB	1 two times
Putouts	4 vs App State (2.21.2016)
Assists	---

**2016 GAME-BY-GAME STATS**

**2016 ODU Baseball  
Individual Game-by-Game for Old Dominion (as of Apr 18, 2016)**

**#7 Will Morgan - 18 games (All games)**

Date	Opponent	Pos	AB	R	H	RBI	2B	3B	HR	BB	SB	CS	HBP	SAC	SF	GDP	K	PO	A	E	Avg
Feb 21	vs Appalachian State	*of	2	2	1	3	0	1	0	3	1	1	0	0	0	0	1	4	0	0	.500
Feb 23	NORFOLK STATE	*of	3	0	0	0	0	0	0	0	0	0	0	0	0	0	3	0	0	0	.200
Feb 26	MANHATTAN	of	1	0	1	0	0	0	0	0	0	0	0	0	0	0	0	2	0	0	.333
Feb 27	VIRGINIA TECH	*of	1	0	0	0	0	0	0	0	0	0	0	0	0	0	1	1	0	1	.286
Mar 06	RUTGERS	*of	2	0	0	0	0	0	0	0	0	0	0	0	0	0	0	1	0	0	.222
Mar 11	at West Virginia	ph	1	0	0	0	0	0	0	0	0	0	0	0	0	0	0	0	0	0	.200
Mar 12	at West Virginia	ph	1	0	0	0	0	0	0	0	0	0	0	0	0	0	1	0	0	0	.182
Mar 15	PRINCETON	of	0	0	0	0	0	0	0	0	0	0	0	0	0	0	0	0	0	0	.182
Mar 16	PRINCETON	*dh	4	1	2	0	1	0	0	0	0	0	0	0	0	1	0	0	0	0	.267
Mar 19	WESTERN KENTUCK	*of	4	1	2	0	0	0	0	0	0	0	0	0	0	0	1	1	0	1	.316
Mar 23	VMI	*dh	3	0	1	0	0	0	0	1	0	0	0	0	0	0	0	0	0	0	.318
Mar 30	at Virginia	pr/of	1	0	0	0	0	0	0	0	0	0	0	0	0	0	0	1	0	0	.304
Apr 1	FLORIDA ATLANTIC	ph	1	0	0	0	0	0	0	0	0	0	0	0	0	0	1	0	0	0	.292
Apr 02	FLORIDA ATLANTIC	ph/dh	1	0	1	0	1	0	0	0	0	0	0	0	0	0	0	0	0	0	.320
Apr 03	FLORIDA ATLANTIC	*of	2	0	1	0	0	0	0	0	0	0	0	0	0	0	0	1	0	0	.333
Apr 08	at FIU	ph	1	0	0	0	0	0	0	0	0	0	0	0	0	0	0	0	0	0	.321
Apr 10	at FIU	ph/of	0	0	0	1	0	0	0	1	0	0	0	0	0	0	0	0	0	0	.321
Apr 17	UTSA	*dh	3	0	1	0	1	0	0	1	1	0	0	0	0	0	0	0	0	0	.323
Totals		9gs	31	4	10	4	3	1	0	6	2	1	0	0	0	1	8	11	0	2	.323

On base pct. .432 • Slugging pct. .484

**CAREER STATS**

Year	avg	gp-gs	ab	r	h	2b	3b	hr	rbi	tb	slg%	bb	hbp	so	gdp	ob%	sf	sh	sb-att	po	a	e	fld%
2016	.323	18-9	31	4	10	3	1	0	4	15	.484	6	0	8	1	.432	0	0	2-3	11	0	2	.846
TOTAL	.323	18-9	31	4	10	3	1	0	4	15	.484	6	0	8	1	.432	0	0	2-3	11	0	2	.846





**#10 NICK HARTMAN • Jr. • RHP • 6-2 • 180 • R/R • Katy, Texas • LSU-Eunice**

**PERSONAL:** Son of Victor and Karla Hartman ... Has one sister, Clarissa ... Majoring in sport management ... Performed community service work at a retirement home in Texas ... Favorite pro athlete: Brian Cushing of the Houston Texans, and Jon Singleton of the Houston Astros ... Favorite Foods: Filet mignon wrapped in bacon ... Dream Travel Spot: San Diego.

**2015:** Team best five saves ... Made nine starts.

**MISCELLANEOUS**

**2016 Season Highs**

IP (S)	3.1 vs UTSA
IP (R)	3.0 vs Manhattan
K	5 vs UTSA
BB	2 two times
NP	63 vs UTSA
H Allowed (S)	2 vs UTSA
H Allowed (R)	6 at West Virginia
HR Allowed	1 at VCU
Runs Allowed (S)	1 vs UTSA
Runs Allowed (R)	3 three times
ER Allowed (S)	0 two times
ER Allowed (R)	3 at West Virginia

**2016 Breakdown**

Opp. Avg.	.255
vs. Left	.179
vs. Right	.280
WHIP	1.26
K/IP	35/28.2

**Career Highs**

IP (S)	7.0 two times
IP (R)	3.2 vs USM (5.21.15)
K	6 two times
BB	4 at FAU (4.25.15)
NP	105 at MTSU (3.28.15)
H Allowed (S)	10 at UTSA (4.10.15)
H Allowed (R)	6 at W.Va. (3.12.16)
HR Allowed	1 three times
Runs Allowed (S)	7 at UTSA (4.10.15)
Runs Allowed (R)	3 three times
ER Allowed (S)	6 at MTSU (3.28.15)
ER Allowed (R)	3 at W.Va. (3.12.16)

**2016 GAME-BY-GAME STATS**

**2016 ODU Baseball  
Individual Game-by-Game for Old Dominion (as of Apr 18, 2016)**

**#10 Nick Hartman - 3 games (All games)**

Date	Opponent	Pos	AB	R	H	RBI	2B	3B	HR	BB	SB	CS	HBP	SAC	SF	GDP	K	PO	A	E	Avg
Feb 26	MANHATTAN	p	0	0	0	0	0	0	0	0	0	0	0	0	0	0	0	1	0	0	.000
Mar 09	at VCU	p	0	0	0	0	0	0	0	0	0	0	0	0	0	0	0	0	0	1	.000
Apr 06	WILLIAM & MARY	*p	0	0	0	0	0	0	0	0	0	0	0	0	0	0	0	0	1	0	.000
Totals		1gs	0	0	0	0	0	0	0	0	0	0	0	0	0	0	0	1	1	1	.000

On base pct. .000 • Slugging pct. .000

**#10 Nick Hartman - 17 appearances (All games)**

Date	Opponent	GS	IP	H	R	ER	BB	SO	2B	3B	HR	WP	BK	HBP	IBB	Score	W-L	Sv	ERA	NP
Feb 19	vs NC State		2.0	0	0	0	0	3	0	0	0	0	0	0	0	5-0	0-0	0	0.00	15
Feb 23	NORFOLK STATE		1.1	0	0	0	0	2	0	0	0	0	0	0	0	5-3	0-0	1	0.00	14
Feb 26	MANHATTAN		3.0	0	0	0	2	2	0	0	0	0	0	0	1	6-5	0-0	1	0.00	37
Mar 1	LIBERTY		1.0	2	1	1	0	1	0	0	0	1	0	0	0	7-6	1-0	1	1.23	22
Mar 05	RUTGERS-1		2.0	2	1	1	0	2	0	0	0	0	0	0	0	4-2	1-0	2	1.93	28
Mar 06	RUTGERS		0.2	1	0	0	0	0	0	0	0	0	0	0	0	2-5	1-0	2	1.80	8
Mar 09	at VCU		2.0	2	1	1	0	3	0	0	1	0	0	0	0	3-1	1-0	3	2.25	24
Mar 12	at West Virginia-1		2.0	6	3	3	0	1	3	0	0	2	0	0	0	5-4	2-0	3	3.86	31
Mar 12	at West Virginia		1.1	2	2	2	1	3	0	0	0	0	0	0	0	5-6	2-1	3	4.70	32
Mar 16	PRINCETON		1.0	1	0	0	0	1	0	0	0	0	0	0	0	10-4	2-1	3	4.41	22
Mar 18	WESTERN KENTUCK		1.0	1	0	0	0	2	0	0	0	1	0	0	0	8-3	2-1	3	4.15	20
Mar 18	WESTERN KENTUCK		1.0	1	0	0	1	2	0	0	0	0	0	0	0	4-2	2-1	4	3.93	23
Mar 23	VMI		1.0	3	3	2	1	1	0	0	0	1	0	0	0	6-5	3-1	4	4.66	23
Mar 27	at RICE		0.1	2	3	2	1	0	0	0	0	0	0	0	0	2-8	3-2	4	5.49	14
Apr 06	WILLIAM & MARY	*	3.0	0	0	0	0	4	0	0	0	0	0	0	0	7-1	4-2	4	4.76	35
Apr 10	at FIU		2.2	3	1	1	0	3	0	0	0	1	0	0	0	11-1	4-2	4	4.62	31
Apr 15	UTSA	*	3.1	2	1	0	2	5	1	0	0	1	0	0	0	5-2	4-2	4	4.08	63
Totals		2	28.2	28	16	13	8	35	4	0	1	7	0	0	1	95-58	4-2	4	4.08	-

**CAREER STATS**

Year	avg	gp-gs	ab	r	h	2b	3b	hr	rbi	tb	slg%	bb	hbp	so	gdp	ob%	sf	sh	sb-att	po	a	e	fld%
2015	.000	0-0	0	0	0	0	0	0	0	0	.000	0	0	0	0	.000	0	0	0-0	6	5	0	1.000
2016	.000	0-0	0	0	0	0	0	0	0	0	.000	0	0	0	0	.000	0	0	0-0	1	1	1	.667
TOTAL	.000	0-0	0	0	0	0	0	0	0	0	.000	0	0	0	0	.000	0	0	0-0	7	6	1	.929

Year	era	w-l	app	gs	cg	sho	sv	ip	h	r	er	bb	so	2b	3b	hr	bf	bavg	wp	hbp	bk	sfa	sha
2015	5.17	0-6	17	9	0	0/2	5	55.2	58	38	32	28	41	13	2	3	257	.262	6	4	0	1	3
2016	4.08	4-2	17	2	0	0/1	4	28.2	28	16	13	8	35	4	0	1	121	.255	7	0	0	1	2
TOTAL	4.80	4-8	34	11	0	0/3	9	84.1	86	54	45	36	76	17	2	4	378	.260	13	4	0	2	5



**#11 KYLE BEAM • Jr. • C • 6-0 • 225 • R/R • Hood River, Ore. • Lane CC**

**PRIOR TO OLD DOMINION:** As a freshman at Lane Community College, Beam was selected to the Second Team All-Southern Region for the Northwest Athletic Conference (NWAC) ... In 2014, he participated in the NWACC Juco All-Star game ... In 2013, Beam's senior year of high school, he was the 5A State Player of the Year for Oregon while batting .506 with seven home runs and 42 RBI ... Following the season, Beam was selected to play in the High School All-Star game ... First Team All-State performer as a junior and senior in high school ... Also played football at Hood River Valley where he was a First Team All-League selection as a wide receiver and safety in 2012.

**MISCELLANEOUS**

**2016 Season Highs**

At Bats	7 vs Manhattan
Runs	2 four times
Hits	3 vs App State
RBI	3 two times
2B	2 vs WKU
3B	1 vs Liberty
HR	1 three times
Walks	2 vs Princeton
SB	---
Putouts	7 vs Princeton
Assists	3 two times

**Career Highs**

At Bats	7 vs Manhattan
Runs	2 four times
Hits	3 vs App State (2.21.2016)
RBI	3 two times
2B	2 vs WKU (3.19.2016)
3B	1 vs Liberty (3.1.2016)
HR	1 three times
Walks	2 vs Princeton (3.15.2016)
SB	---
Putouts	7 vs Princeton (3.15.2016)
Assists	3 two times

**2016 GAME-BY-GAME STATS**

**2016 ODU Baseball  
Individual Game-by-Game for Old Dominion (as of Apr 18, 2016)**

**#11 Kyle Beam - 26 games (All games)**

Date	Opponent	Pos	AB	R	H	RBI	2B	3B	HR	BB	SB	CS	HBP	SAC	SF	GDP	K	PO	A	E	Avg
Feb 20	vs Kent State	dh	1	0	0	0	0	0	0	1	0	0	0	0	0	0	1	0	0	0	.000
Feb 21	vs Appalachian State	*c	4	2	3	3	0	0	1	0	0	0	0	0	0	0	0	4	0	0	.600
Feb 23	NORFOLK STATE	*dh	3	0	0	1	0	0	0	1	0	0	0	0	0	0	0	0	0	0	.375
Feb 26	MANHATTAN	*dh	7	1	2	1	0	0	0	0	0	0	0	0	0	0	3	0	0	0	.333
Feb 27	VIRGINIA TECH	*c	2	0	0	0	0	0	0	0	0	0	0	0	0	0	0	2	0	0	.294
Mar 1	LIBERTY	*c	4	2	2	1	0	1	0	0	0	0	0	0	0	0	0	6	1	0	.333
Mar 06	RUTGERS	*c	3	0	0	1	0	0	0	0	0	0	0	0	1	0	0	4	0	0	.292
Mar 09	at VCU	*dh	4	0	1	0	0	0	0	0	0	0	0	0	0	0	1	0	0	0	.286
Mar 11	at West Virginia	*dh	4	0	1	0	0	0	0	0	0	0	0	0	0	0	2	0	0	0	.281
Mar 12	at West Virginia-1	*c	5	1	2	2	0	0	1	0	0	0	0	0	0	0	2	4	3	0	.297
Mar 12	at West Virginia	*dh	5	0	0	0	0	0	0	0	0	0	0	0	0	0	3	0	0	0	.262
Mar 15	PRINCETON	*c	2	2	0	0	0	0	0	2	0	0	0	0	0	1	1	7	1	0	.250
Mar 18	WESTERN KENTUCK	*dh	2	1	0	0	0	0	0	1	0	0	0	0	0	1	1	0	0	0	.239
Mar 19	WESTERN KENTUCK	*c	4	2	2	3	2	0	1	0	0	0	0	0	0	0	1	2	2	0	.260
Mar 22	VMI	*c	5	1	2	2	1	0	1	0	0	0	0	0	0	0	2	4	3	0	.273
Mar 23	VMI	*c	2	0	0	0	0	0	1	0	0	0	0	0	0	0	0	5	1	0	.263
Mar 26	at RICE	*c	4	0	0	0	0	0	0	0	0	0	0	0	0	0	2	2	0	1	.246
Mar 27	at RICE	*c	4	0	0	0	0	0	0	0	0	0	0	0	0	0	2	2	1	0	.231
Mar 30	at Virginia	ph	1	0	1	2	0	0	0	0	0	0	0	0	0	0	0	0	0	0	.242
Apr 1	FLORIDA ATLANTIC	c	1	0	0	0	0	0	0	0	0	0	0	0	0	0	1	0	0	0	.239
Apr 02	FLORIDA ATLANTIC	*c	2	0	0	0	0	0	0	0	0	0	0	0	0	0	1	3	0	0	.232
Apr 03	FLORIDA ATLANTIC	*c	2	0	0	0	0	0	0	0	0	0	1	0	0	0	1	6	1	0	.225
Apr 08	at FIU	c	0	0	0	0	0	0	1	0	0	0	0	0	0	0	0	2	0	0	.225
Apr 10	at FIU	*c	2	1	0	1	0	0	1	0	0	1	0	1	0	0	6	0	0	0	.219
Apr 16	UTSA	*c	3	0	0	0	0	0	0	0	0	0	0	0	1	0	3	2	0	0	.211
Apr 17	UTSA	*c	1	0	0	0	0	0	1	0	0	0	0	0	0	0	3	0	1	0	.208
Totals			22gs	77	13	16	17	3	1	3	10	0	2	0	2	3	24	65	15	2	.208

On base pct. .308 • Slugging pct. .390

**CAREER STATS**

Year	avg	gp-gs	ab	r	h	2b	3b	hr	rbi	tb	slg%	bb	hbp	so	gdp	ob%	sf	sh	sb-att	po	a	e	fld%
2016	.208	26-22	77	13	16	3	1	3	17	30	.390	10	2	24	3	.308	2	0	0-0	65	15	2	.976
TOTAL	.208	26-22	77	13	16	3	1	3	17	30	.390	10	2	24	3	.308	2	0	0-0	65	15	2	.976







**#16 THOMAS BUSBICE • Sr. • RHP • 6-1 • 205 • R/R • Papillion, Neb. • Iowa Western**

**PERSONAL:** Son of Joe Busbice and Damarah Alexander ... Has one brother: Matt ... Majoring in criminal justice ... Interested in law enforcement or the Air Force ... Favorite pro athlete: Stephen Curry ... Favorite pro team: San Antonio Spurs ... Dream travel spot: Maui.

**2015:** Fanned five at Middle Tenn ... Saves vs. Rutgers and WKU ... Team best 25 appearances.

**MISCELLANEOUS**

**2016 Season Highs**

IP (S)	---
IP (R)	2.0 vs Rutgers
K	2 two times
BB	2 at West Virginia
NP	27 vs Florida Atlantic
H Allowed (S)	---
H Allowed (R)	4 vs UTSA
HR Allowed	1 vs Virginia
Runs Allowed (S)	---
Runs Allowed (R)	4 vs Virginia Tech
ER Allowed (S)	---
ER Allowed (R)	3 two times

**2016 Breakdown**

Opp. Avg.	.338
vs. Left	.316
vs. Right	.348
WHIP	1.72
K/IP	11/15.2

**Career Highs**

IP (S)	3.0 at W&M (4.14.15)
IP (R)	4.0 at MTSU (3.29.15)
K	5 at MTSU (3.29.15)
BB	4 three times
NP	74 vs Rice (3.21.15)
H Allowed (S)	5 at W&M (4.14.15)
H Allowed (R)	7 vs Rice (3.21.15)
HR Allowed	1 four times
Runs Allowed (S)	5 at W&M (4.14.15)
Runs Allowed (R)	4 two times
ER Allowed (S)	5 at W&M (4.14.15)
ER Allowed (R)	3 five times

**2016 GAME-BY-GAME STATS**

**2016 ODU Baseball  
Individual Game-by-Game for Old Dominion (as of Apr 18, 2016)**

**#16 Thomas Busbice - 3 games (All games)**

Date	Opponent	Pos	AB	R	H	RBI	2B	3B	HR	BB	SB	CS	HBP	SAC	SF	GDP	K	PO	A	E	Avg	
Mar 05	RUTGERS-2	p	0	0	0	0	0	0	0	0	0	0	0	0	0	0	0	0	0	0	0	.000
Mar 15	PRINCETON	p	0	0	0	0	0	0	0	0	0	0	0	0	0	0	0	0	1	0	0	.000
Apr 03	FLORIDA ATLANTIC	p	0	0	0	0	0	0	0	0	0	0	0	0	0	0	0	0	1	0	0	.000
Totals		0gs	0	0	0	0	0	0	0	0	0	0	0	0	0	0	0	1	2	0	0	.000

On base pct. .000 • Slugging pct. .000

**#16 Thomas Busbice - 15 appearances (All games)**

Date	Opponent	GS	IP	H	R	ER	BB	SO	2B	3B	HR	WP	BK	HBP	IBB	Score	W-L	Sv	ERA	NP
Feb 23	NORFOLK STATE		1.0	1	0	0	0	0	1	0	0	0	0	0	0	5-3	0-0	0	0.00	21
Feb 27	VIRGINIA TECH		0.0	2	4	3	0	1	2	0	0	3	0	0	0	1-22	0-0	0	27.00	17
Mar 05	RUTGERS-2		2.0	0	0	0	0	1	0	0	0	0	0	0	0	7-4	1-0	0	9.00	21
Mar 09	at VCU		0.2	1	0	0	0	0	0	0	0	0	0	0	0	3-1	1-0	0	7.36	8
Mar 12	at West Virginia-1		1.2	2	0	0	0	1	0	0	0	1	0	0	0	5-4	1-0	0	5.06	24
Mar 12	at West Virginia		1.0	0	0	0	2	1	0	0	0	0	0	0	0	5-6	1-0	0	4.26	16
Mar 15	PRINCETON		1.1	3	2	2	0	1	0	0	0	0	0	0	0	7-6	1-0	0	5.87	17
Mar 19	WESTERN KENTUCK		0.1	2	2	2	0	0	0	0	0	0	0	0	0	12-8	1-0	0	7.88	4
Mar 22	VMI		1.0	1	1	1	1	0	0	0	0	0	0	1	0	8-2	1-0	0	8.00	21
Mar 26	at RICE		1.2	1	0	0	1	1	0	0	0	0	0	0	0	2-6	1-0	0	6.75	16
Mar 30	at Virginia		1.0	1	1	1	0	1	0	0	1	0	0	0	0	5-4	1-0	0	6.94	14
Apr 1	FLORIDA ATLANTIC		1.0	0	0	0	0	0	0	0	0	0	0	0	0	7-10	1-0	0	6.39	11
Apr 03	FLORIDA ATLANTIC		1.0	3	3	3	1	2	1	0	0	0	0	0	0	0-11	1-0	0	7.90	27
Apr 06	WILLIAM & MARY		1.0	1	0	0	0	2	0	0	0	0	0	0	0	7-1	1-0	0	7.36	15
Apr 17	UTSA		1.0	4	2	2	0	0	1	0	0	0	0	0	0	2-7	1-0	0	8.04	27
Totals		0	15.2	22	15	14	5	11	5	0	1	4	0	1	0	76-95	1-0	0	8.04	-

**CAREER STATS**

Year	avg	gp-gs	ab	r	h	2b	3b	hr	rbi	tb	slg%	bb	hbp	so	gdp	ob%	sf	sh	sb-att	po	a	e	fld%
2015	.000	0-0	0	0	0	0	0	0	0	0	.000	0	0	0	0	.000	0	0	0-0	3	11	2	.875
2016	.000	0-0	0	0	0	0	0	0	0	0	.000	0	0	0	0	.000	0	0	0-0	1	2	0	1.000
TOTAL	.000	0-0	0	0	0	0	0	0	0	0	.000	0	0	0	0	.000	0	0	0-0	4	13	2	.895

Year	era	w-l	app	gs	cg	sho	sv	ip	h	r	er	bb	so	2b	3b	hr	bf	bavg	wp	hbp	bk	sfa	sha
2015	4.84	3-2	25	1	0	0/3	2	44.2	46	30	24	26	37	11	0	3	201	.279	12	3	0	3	4
2016	8.04	1-0	15	0	0	0/0	0	15.2	22	15	14	5	11	5	0	1	76	.338	4	1	0	2	3
TOTAL	5.67	4-2	40	1	0	0/3	2	60.1	68	45	38	31	48	16	0	4	277	.296	16	4	0	5	7





**#17 CULVER LAMB • So. • RHP • 6-3 • 195 • R/R • Virginia Beach, Va. • Chipola College**

**PRIOR TO OLD DOMINION:** Member of the Chipola College baseball program that went 40-12 and won the Panhandle Conference Championship in 2015 ... Played first base and was a right-handed pitcher ... Named Second Team All-Panhandle Conference as a pitcher and earned Academic All-Conference honors ... Registered a 3.36 ERA in 67 innings pitched and 65 strikeouts ... Also hit .250 overall and .450 in the conference ... Earned First Team All-Region honors as a pitcher and third baseman and Second Team All-State as a pitcher at Tallwood High School.

**MISCELLANEOUS**

**2016 Season Highs**

IP (S)	---
IP (R)	3.2 vs Kent State
K	5 vs Kent State
BB	2 two times
NP	53 two times
H Allowed (S)	---
H Allowed (R)	4 vs WKU
HR Allowed	1 vs Delaware
Runs Allowed (S)	---
Runs Allowed (R)	4 vs FIU
ER Allowed (S)	---
ER Allowed (R)	4 vs FIU

**2016 Breakdown**

Opp. Avg.	.267
vs. Left	.257
vs. Right	.271
WHIP	1.42
K/IP	23/26.0

**Career Highs**

IP (S)	---
IP (R)	3.2 vs Kent State (2.20.16)
K	5 vs Kent State (2.20.16)
BB	2 vs Princeton (3.15.16)
NP	53 two times
H Allowed (S)	---
H Allowed (R)	4 vs WKU (3.19.16)
HR Allowed	1 vs Delaware (2.28.16)
Runs Allowed (S)	---
Runs Allowed (R)	4 vs FIU (4.8.2016)
ER Allowed (S)	---
ER Allowed (R)	4 vs FIU (4.8.2016)

**2016 GAME-BY-GAME STATS**

**2016 ODU Baseball  
Individual Game-by-Game for Old Dominion (as of Apr 18, 2016)**

**#17 Culver Lamb - 7 games (All games)**

Date	Opponent	Pos	AB	R	H	RBI	2B	3B	HR	BB	SB	CS	HBP	SAC	SF	GDP	K	PO	A	E	Avg
Feb 28	DELAWARE	p	0	0	0	0	0	0	0	0	0	0	0	0	0	0	0	0	1	0	.000
Mar 11	at West Virginia	p	0	0	0	0	0	0	0	0	0	0	0	0	0	0	0	0	0	1	.000
Mar 12	at West Virginia-1	p	0	0	0	0	0	0	0	0	0	0	0	0	0	0	0	0	1	0	.000
Mar 15	PRINCETON	p	0	0	0	0	0	0	0	0	0	0	0	0	0	0	0	0	0	1	.000
Mar 25	at RICE	p	0	0	0	0	0	0	0	0	0	0	0	0	0	0	0	1	1	0	.000
Mar 30	at Virginia	p	0	0	0	0	0	0	0	0	0	0	0	0	0	0	0	1	1	0	.000
Apr 1	FLORIDA ATLANTIC	p	0	0	0	0	0	0	0	0	0	0	0	0	0	0	0	0	1	1	.000
Totals		Ogs	0	0	0	0	0	0	0	0	0	0	0	0	0	0	0	2	5	3	.000

On base pct. .000 • Slugging pct. .000

**#17 Culver Lamb - 16 appearances (All games)**


Date	Opponent	GS	IP	H	R	ER	BB	SO	2B	3B	HR	WP	BK	HBP	IBB	Score	W-L	Sv	ERA	NP
Feb 20	vs Kent State		3.2	3	0	0	1	5	0	0	0	0	0	0	0	2-0	0-0	0	0.00	53
Feb 28	DELAWARE		3.1	3	2	2	0	4	0	0	1	0	0	0	0	10-4	1-0	0	2.57	53
Mar 05	RUTGERS-2		3.0	3	0	0	0	1	0	0	0	0	0	0	0	7-4	1-0	1	1.80	51
Mar 11	at West Virginia		1.0	1	2	0	0	1	1	0	0	0	0	0	0	3-4	1-1	1	1.64	17
Mar 12	at West Virginia-1		1.2	0	0	0	1	1	0	0	0	0	0	0	0	5-4	1-1	1	1.42	25
Mar 15	PRINCETON		1.2	2	2	2	2	3	1	0	0	0	0	0	0	7-6	2-1	1	2.51	30
Mar 18	WESTERN KENTUCK		1.0	1	0	0	0	1	1	0	0	0	0	0	0	8-3	2-1	1	2.35	11
Mar 18	WESTERN KENTUCK		1.0	1	0	0	0	1	0	0	0	0	0	1	0	4-2	2-1	1	2.20	16
Mar 19	WESTERN KENTUCK		0.2	4	3	2	0	0	0	0	0	0	0	0	0	12-8	2-1	1	3.18	20
Mar 25	at RICE		2.0	2	1	1	1	2	0	0	0	0	1	0	1	1-3	2-1	1	3.32	34
Mar 30	at Virginia		1.1	0	0	0	0	1	0	0	0	0	0	0	0	5-4	2-1	1	3.10	12
Apr 1	FLORIDA ATLANTIC		1.1	2	2	2	1	0	0	0	0	0	0	0	0	7-10	2-2	1	3.74	24
Apr 03	FLORIDA ATLANTIC		0.2	2	2	2	0	1	1	0	0	0	0	1	0	0-11	2-2	1	4.43	20
Apr 06	WILLIAM & MARY		1.0	0	0	0	0	1	0	0	0	0	0	0	0	7-1	2-2	1	4.24	6
Apr 08	at FIU		1.0	3	4	4	2	1	1	0	0	0	0	0	0	12-11	2-2	1	5.55	29
Apr 16	UTSA		1.2	1	2	0	1	0	1	0	0	1	0	0	0	0-3	2-2	1	5.19	35
Totals		0	26.0	28	20	15	9	23	6	0	1	1	0	3	0	90-78	2-2	1	5.19	-

**CAREER STATS**

Year	avg	gp-gs	ab	r	h	2b	3b	hr	rbi	tb	slg%	bb	hbp	so	gdp	ob%	sf	sh	sb-att	po	a	e	fld%
2016	.000	0-0	0	0	0	0	0	0	0	0	.000	0	0	0	0	.000	0	0	0-0	2	5	3	.700
TOTAL	.000	0-0	0	0	0	0	0	0	0	0	.000	0	0	0	0	.000	0	0	0-0	2	5	3	.700

Year	era	w-l	app	gs	cg	sho	sv	ip	h	r	er	bb	so	2b	3b	hr	bf	bavg	wp	hbp	bk	sfa	sha
2016	5.19	2-2	16	0	0	0/1	1	26.0	28	20	15	9	23	6	0	1	119	.267	1	3	0	0	2
TOTAL	5.19	2-2	16	0	0	0/1	1	26.0	28	20	15	9	23	6	0	1	119	.267	1	3	0	0	2



**#18 GRAYSON BAILEY • RSr. • LHP • 6-1 • 210 • L/L • Virginia Beach, Va. • Lee University**

**PRIOR TO OLD DOMINION:** Member of the Lee University baseball team ... Led the team to two NCAA World Series Runner-Up titles in 2014 and 2015 ... In 2014, recorded a 2.05 ERA and one save in 26.1 innings pitched ... Also notched 18 hits and a .202 batting average ... In 2015, went 3-2 in 35.2 innings with a 3.28 ERA ... Was named an Academic All-American twice ... Attended Frank W. Cox High School and was a First Team All-Beach, First Team All-Region, First Team All-Hampton Roads, Honorable Mention All-State and led the team to the regional semifinals ... Played with the Peninsula Pilots in the Coastal Plains League and helped the team win two CPL Championships (2013 & 2014).

**MISCELLANEOUS**

**2016 Season Highs**

IP (S)	---
IP (R)	4.0 at FIU
K	5 at FIU
BB	3 vs Virginia Tech
NP	54 at FIU
H Allowed (S)	---
H Allowed (R)	2 three times
HR Allowed	---
Runs Allowed (S)	---
Runs Allowed (R)	3 two times
ER Allowed (S)	---
ER Allowed (R)	2 vs Virginia Tech

**2016 Breakdown**

Opp. Avg.	.194
vs. Left	.167
vs. Right	.204
WHIP	1.06
K/IP	15/20.2

**Career Highs**

IP (S)	---
IP (R)	4.0 at FIU (4.9.2016)
K	5 at FIU (4.9.2016)
BB	3 vs Va. Tech (2.27.16)
NP	54 at FIU (4.9.2016)
H Allowed (S)	---
H Allowed (R)	2 two times
HR Allowed	---
Runs Allowed (S)	---
Runs Allowed (R)	3 vs Va. Tech (2.27.16)
ER Allowed (S)	---
ER Allowed (R)	2 vs Va. Tech (2.27.16)

**2016 GAME-BY-GAME STATS**

**2016 ODU Baseball  
Individual Game-by-Game for Old Dominion (as of Apr 18, 2016)**

**#18 Grayson Bailey - 3 games (All games)**

Date	Opponent	Pos	AB	R	H	RBI	2B	3B	HR	BB	SB	CS	HBP	SAC	SF	GDP	K	PO	A	E	Avg
Mar 12	at West Virginia	p	0	0	0	0	0	0	0	0	0	0	0	0	0	0	0	0	2	0	.000
Mar 19	WESTERN KENTUCK	p	0	0	0	0	0	0	0	0	0	0	0	0	0	0	0	0	1	0	.000
Apr 16	UTSA	p	0	0	0	0	0	0	0	0	0	0	0	0	0	0	0	0	2	0	.000
Totals		Ogs	0	0	0	0	0	0	0	0	0	0	0	0	0	0	0	0	5	0	.000

On base pct. .000 • Slugging pct. .000

**#18 Grayson Bailey - 15 appearances (All games)**

Date	Opponent	GS	IP	H	R	ER	BB	SO	2B	3B	HR	WP	BK	HBP	IBB	Score	W-L	Sv	ERA	NP
Feb 23	NORFOLK STATE		2.0	2	1	1	0	0	0	0	0	0	0	0	0	5-3	0-0	0	4.50	38
Feb 27	VIRGINIA TECH		0.1	2	3	2	3	1	0	0	0	1	0	0	0	1-22	0-0	0	11.57	29
Mar 09	at VCU		1.0	1	0	0	0	0	0	0	0	0	0	0	0	3-1	0-0	0	8.10	19
Mar 12	at West Virginia		1.1	0	0	0	1	0	0	0	0	0	0	0	0	5-6	0-0	0	5.79	19
Mar 15	PRINCETON		1.0	0	0	0	0	1	0	0	0	0	0	0	0	7-6	0-0	1	4.76	16
Mar 16	PRINCETON		1.0	0	0	0	1	1	0	0	0	1	0	0	0	10-4	0-0	1	4.05	22
Mar 18	WESTERN KENTUCK		1.0	0	0	0	0	1	0	0	0	0	0	0	0	4-2	1-0	1	3.52	9
Mar 19	WESTERN KENTUCK		0.2	0	0	0	1	0	0	0	0	1	0	0	0	12-8	1-0	1	3.24	6
Mar 22	VMI		2.0	1	0	0	1	3	0	0	0	0	0	1	0	8-2	1-0	1	2.61	42
Mar 26	at RICE		1.2	1	1	1	1	0	0	0	0	2	0	0	0	2-6	1-0	1	3.00	25
Mar 30	at Virginia		1.0	2	1	1	0	0	0	0	0	0	0	0	0	5-4	2-0	1	3.46	10
Apr 1	FLORIDA ATLANTIC		0.2	1	1	0	0	1	1	0	0	1	0	0	0	7-10	2-0	1	3.29	17
Apr 06	WILLIAM & MARY		1.0	0	0	0	0	1	0	0	0	0	0	0	0	7-1	2-0	1	3.07	14
Apr 09	at FIU		4.0	0	0	0	1	5	0	0	0	0	0	0	0	10-2	2-0	2	2.41	54
Apr 16	UTSA		2.0	3	0	0	0	1	0	0	0	0	0	0	0	0-3	2-0	2	2.18	28
Totals		0	20.2	13	7	5	9	15	1	0	0	6	0	1	0	86-80	2-0	2	2.18	-

**CAREER STATS**

Year	avg	gp-gs	ab	r	h	2b	3b	hr	rbi	tb	slg%	bb	hbp	so	gdp	ob%	sf	sh	sb-att	po	a	e	fld%
2016	.000	0-0	0	0	0	0	0	0	0	0	.000	0	0	0	0	.000	0	0	0-0	0	5	0	1.000
TOTAL	.000	0-0	0	0	0	0	0	0	0	0	.000	0	0	0	0	.000	0	0	0-0	0	5	0	1.000

Year	era	w-l	app	gs	cg	sho	sv	ip	h	r	er	bb	so	2b	3b	hr	bf	bavg	wp	hbp	bk	sfa	sha
2016	2.18	2-0	15	0	0	0/0	2	20.2	13	7	5	9	15	1	0	0	83	.194	6	1	0	1	5
TOTAL	2.18	2-0	15	0	0	0/0	2	20.2	13	7	5	9	15	1	0	0	83	.194	6	1	0	1	5



**#19 DARIUS GILLUS • RFr. • INF • 5-11 • 205 • R/R • Chesterfield, Va. • L.C. Bird**

**PERSONAL:** Son of Quinton and Gail Gillus ... Has two sisters: Jasmine and LaTisha ... Majoring in criminal justice ... Interested in the CIA ... Favorite pro athlete: Bo Jackson ... Favorite pro team: New York Yankees ... Favorite Food: Pizza ... Dream Travel Spot: Spain.

**2015:** Did not play.

**MISCELLANEOUS**

**2016 Season Highs**

At Bats	2 at West Virginia
Runs	---
Hits	1 vs WKU
RBI	1 vs WKU
2B	---
3B	---
HR	---
Walks	1 vs Manhattan
SB	---
Putouts	6 at West Virginia
Assists	1 vs Virginia Tech

**Career Highs**

At Bats	2 at West Virginia (3.12.2016)
Runs	---
Hits	1 vs WKU (3.19.2016)
RBI	1 vs WKU (3.19.2016)
2B	---
3B	---
HR	---
Walks	1 vs Manhattan (2.26.2016)
SB	---
Putouts	6 at West Virginia (3.12.2016)
Assists	1 vs Virginia Tech (2.27.2016)

**2016 GAME-BY-GAME STATS**

**2016 ODU Baseball  
Individual Game-by-Game for Old Dominion (as of Apr 18, 2016)**

**#19 Darius Gillus - 11 games (All games)**

Date	Opponent	Pos	AB	R	H	RBI	2B	3B	HR	BB	SB	CS	HBP	SAC	SF	GDP	K	PO	A	E	Avg
Feb 26	MANHATTAN	ph	0	0	0	0	0	0	0	1	0	0	0	0	0	0	0	0	0	0	.000
Feb 27	VIRGINIA TECH	1b	1	0	0	0	0	0	0	0	0	0	0	0	0	0	1	2	1	0	.000
Mar 1	LIBERTY	1b	0	0	0	0	0	0	0	0	0	0	0	0	0	0	0	0	1	0	.000
Mar 05	RUTGERS-1	ph	1	0	0	1	0	0	0	0	0	0	0	0	0	0	0	0	0	0	.000
Mar 12	at West Virginia-1	ph	1	0	0	0	0	0	0	0	0	0	0	0	0	0	0	0	0	0	.000
Mar 12	at West Virginia	1b	2	0	0	0	0	0	0	0	0	0	0	0	0	0	2	6	0	0	.000
Mar 19	WESTERN KENTUCK	ph	1	0	1	1	0	0	0	0	0	0	0	0	0	0	0	0	0	0	.167
Mar 22	VMI	pr/1b	0	0	0	0	0	0	0	0	0	0	0	0	0	0	0	2	0	0	.167
Apr 1	FLORIDA ATLANTIC	1b	0	0	0	0	0	0	0	0	0	0	0	0	0	0	0	1	0	0	.167
Apr 08	at FIU	ph	1	0	0	0	0	0	0	0	0	0	0	0	0	0	1	0	0	0	.143
Apr 16	UTSA	1b	0	0	0	0	0	0	0	0	0	0	0	0	0	0	0	1	0	1	.143
Totals		0gs	7	0	1	2	0	0	0	1	0	0	0	0	0	0	4	13	1	1	.143

On base pct. .250 • Slugging pct. .143

**CAREER STATS**

Year	avg	gp-gs	ab	r	h	2b	3b	hr	rbi	tb	slg%	bb	hbp	so	gdp	ob%	sf	sh	sb-att	po	a	e	fld%
2016	.143	11-0	7	0	1	0	0	0	2	1	.143	1	0	4	0	.250	0	0	0-0	13	1	1	.933
TOTAL	.143	11-0	7	0	1	0	0	0	2	1	.143	1	0	4	0	.250	0	0	0-0	13	1	1	.933



**#20 BRYCE WINDHAM • Fr. • INF • 6-0 • 170 • L/R • Monroe, Mich. • Saint Mary Catholic Central**

**PRIOR TO OLD DOMINION:** Played baseball, basketball and football at St. Mary Catholic Central ... Baseball team went 34-7 in 2014-15 and made it to the state quarterfinals ... Earned All-State honors for three years ... Helped lead the team to three league championships and two regional appearances ... Participated in the Michigan All-Star game ... Batted above .300 every year, with a high of .495 as a senior ... In basketball, played point guard and graduated as the all-time assist leader and the second all-time leading scorer ... Earned All-State honors and was asked to play in the Michigan All-Star game ... In football, played quarterback and helped lead the team to a League and State Championship in 2014 and was named to the All-State team ... Also set the school record for passing yards.

**MISCELLANEOUS**

**2016 Season Highs**

At Bats	2 vs William & Mary
Runs	1 five times
Hits	---
RBI	---
2B	---
3B	---
HR	---
Walks	1 vs App. State
SB	---
Putouts	---
Assists	2 two times

**Career Highs**

At Bats	vs W&M (4.4.2016)
Runs	1 five times
Hits	---
RBI	---
2B	---
3B	---
HR	---
Walks	1 vs App. State (2.21.2016)
SB	---
Putouts	---
Assists	2 two times

**2016 GAME-BY-GAME STATS**

**2016 ODU Baseball  
Individual Game-by-Game for Old Dominion (as of Apr 18, 2016)**

**#20 Bryce Windham - 16 games (All games)**

Date	Opponent	Pos	AB	R	H	RBI	2B	3B	HR	BB	SB	CS	HBP	SAC	SF	GDP	K	PO	A	E	Avg
Feb 21	vs Appalachian State	2b	0	1	0	0	0	0	0	1	0	0	0	0	0	0	0	0	1	1	.000
Feb 27	VIRGINIA TECH	ph	1	0	0	0	0	0	0	0	0	0	0	0	0	0	0	0	0	0	.000
Mar 1	LIBERTY	pr	0	0	0	0	0	0	0	0	0	0	0	0	0	0	0	0	0	0	.000
Mar 09	at VCU	ph	0	0	0	0	0	0	0	0	0	0	0	1	0	0	0	0	0	0	.000
Mar 12	at West Virginia-1	pr	0	0	0	0	0	0	0	0	0	0	0	0	0	0	0	0	0	0	.000
Mar 12	at West Virginia	pr	0	1	0	0	0	0	0	0	0	0	0	0	0	0	0	0	0	0	.000
Mar 15	PRINCETON	pr	0	1	0	0	0	0	0	0	0	0	0	0	0	0	0	0	0	0	.000
Mar 18	WESTERN KENTUCK	pr	0	0	0	0	0	0	0	0	0	0	0	0	0	0	0	0	0	0	.000
Mar 22	VMI	2b	1	0	0	0	0	0	0	0	0	0	0	0	0	0	1	0	2	0	.000
Mar 27	at RICE	pr	0	0	0	0	0	0	0	0	0	0	0	0	0	0	0	0	0	0	.000
Apr 06	WILLIAM & MARY	2b	2	0	0	0	0	0	0	0	0	0	0	0	0	0	1	0	2	0	.000
Apr 08	at FIU	pr	0	1	0	0	0	0	0	0	0	0	0	0	0	0	0	0	0	0	.000
Apr 09	at FIU	pr	0	1	0	0	0	0	0	0	0	0	0	0	0	0	0	0	0	0	.000
Apr 10	at FIU	pr	0	0	0	0	0	0	0	0	0	0	0	0	0	0	0	0	0	0	.000
Apr 15	UTSA	pr	0	0	0	0	0	0	0	0	1	0	0	0	0	0	0	0	0	0	.000
Apr 16	UTSA	pr	0	0	0	0	0	0	0	0	0	0	0	0	0	0	0	0	0	0	.000
Totals		0gs	4	5	0	0	0	0	0	1	1	0	0	1	0	0	2	0	5	1	.000

On base pct. .200 • Slugging pct. .000

**CAREER STATS**

Year	avg	gp-gs	ab	r	h	2b	3b	hr	rbi	tb	slg%	bb	hbp	so	gdp	ob%	sf	sh	sb-att	po	a	e	fld%
2016	.000	16-0	4	5	0	0	0	0	0	0	.000	1	0	2	0	.200	0	1	1-1	0	5	1	.833
TOTAL	.000	16-0	4	5	0	0	0	0	0	0	.000	1	0	2	0	.200	0	1	1-1	0	5	1	.833



## #21 MORGAN MAGUIRE • Fr. • RHP • 6-2 • 205 • L/R • Rumson, N.J. • Rumson-Fair Haven Regional

**PRIOR TO OLD DOMINION:** Played at Rumson Fair-Haven High School and was selected as a two-time All-Shore Conference member and First Team All-State, along with a three-time All-Division selection ... Was named the 2014 A-Central Division Hitter of the year and 2015 A-Central Division Pitcher of the Year ... Asked to play in the Shore Conference All-Star game ... For his career, he registered 77 hits, five home runs and 53 RBI, while notching an ERA of 0.97 and a 12-4 record on the mound ... Played summer baseball for Coach Rob Maida and the 9ers Baseball Club out of N.J. with fellow teammate Will Morgan ... Also played basketball and helped the team win a conference championship and was a member of the All-Division team.

### MISCELLANEOUS

#### 2016 Season Highs

IP (S)	---
IP (R)	2.2 two times
K	4 vs UTSA
BB	1 four times
NP	33 at FIU
H Allowed (S)	---
H Allowed (R)	4 at Rice
HR Allowed	1 two times
Runs Allowed (S)	---
Runs Allowed (R)	4 at Rice
ER Allowed (S)	---
ER Allowed (R)	4 at Rice

#### 2016 Breakdown

Opp. Avg.	.238
vs. Left	.280
vs. Right	.218
WHIP	1.11
K/IP	22/21.2

#### Career Highs

IP (S)	---
IP (R)	2.2 two times
K	4 vs UTSA (4.15.2016)
BB	1 four times
NP	33 at FIU (4.8.2016)
H Allowed (S)	---
H Allowed (R)	4 at Rice (3.27.16)
HR Allowed	1 two times
Runs Allowed (S)	---
Runs Allowed (R)	4 at Rice (3.27.16)
ER Allowed (S)	---
ER Allowed (R)	4 at Rice (3.27.16)

### 2016 GAME-BY-GAME STATS

#### 2016 ODU Baseball Individual Game-by-Game for Old Dominion (as of Apr 18, 2016)

##### #21 Morgan Maguire - 5 games (All games)

Date	Opponent	Pos	AB	R	H	RBI	2B	3B	HR	BB	SB	CS	HBP	SAC	SF	GDP	K	PO	A	E	Avg
Mar 05	RUTGERS-1	p	0	0	0	0	0	0	0	0	0	0	0	0	0	0	0	0	1	0	.000
Mar 11	at West Virginia	p	0	0	0	0	0	0	0	0	0	0	0	0	0	0	0	0	0	1	.000
Mar 12	at West Virginia-1	p	0	0	0	0	0	0	0	0	0	0	0	0	0	0	0	0	0	1	.000
Mar 27	at RICE	p	0	0	0	0	0	0	0	0	0	0	0	0	0	0	0	0	2	0	.000
Apr 08	at FIU	p	0	0	0	0	0	0	0	0	0	0	0	0	0	0	0	0	1	0	.000
Totals		Ogs	0	0	0	0	0	0	0	0	0	0	0	0	0	0	0	0	4	2	.000

On base pct. .000 • Slugging pct. .000

##### #21 Morgan Maguire - 17 appearances (All games)

Date	Opponent	GS	IP	H	R	ER	BB	SO	2B	3B	HR	WP	BK	HBP	IBB	Score	W-L	Sv	ERA	NP
Feb 21	vs Appalachian State		1.0	1	1	0	0	2	0	0	0	1	0	0	0	12-3	0-0	0	0.00	15
Feb 26	MANHATTAN		1.0	1	1	1	0	2	1	0	0	2	0	0	0	6-5	0-0	0	4.50	15
Feb 27	VIRGINIA TECH		2.2	3	3	3	0	0	0	0	1	0	0	1	0	1-22	0-0	0	7.71	29
Mar 05	RUTGERS-1		1.0	1	1	1	0	2	1	0	0	0	1	1	0	4-2	1-0	0	7.94	16
Mar 06	RUTGERS		0.1	0	1	1	1	0	0	0	0	0	0	0	0	2-5	1-0	0	9.00	8
Mar 09	at VCU		0.2	0	0	0	0	1	0	0	0	0	0	0	0	3-1	1-0	0	8.10	7
Mar 11	at West Virginia		1.2	2	0	0	0	3	0	0	0	0	0	1	0	3-4	1-0	0	6.48	25
Mar 12	at West Virginia-1		1.0	1	0	0	0	1	0	0	0	0	0	0	0	5-4	1-0	1	5.79	12
Mar 16	PRINCETON		1.0	1	0	0	0	1	0	0	0	0	0	0	0	10-4	1-0	1	5.23	15
Mar 18	WESTERN KENTUCK		1.0	1	0	0	0	1	0	0	0	0	0	0	0	8-3	1-0	1	4.78	18
Mar 18	WESTERN KENTUCK		1.0	0	0	0	0	1	0	0	0	0	0	0	0	4-2	1-0	1	4.38	11
Mar 23	VMI		1.0	0	0	0	0	1	0	0	0	0	0	0	0	6-5	1-0	1	4.05	6
Mar 27	at RICE		1.0	4	4	4	1	0	3	0	1	0	0	0	0	2-8	1-0	1	6.28	19
Mar 30	at Virginia		1.0	1	0	0	1	0	0	0	0	1	0	0	0	5-4	1-0	1	5.87	18
Apr 02	FLORIDA ATLANTIC		2.0	0	0	0	1	1	0	0	0	0	0	0	0	1-3	1-0	1	5.19	23
Apr 08	at FIU		2.2	2	0	0	0	2	1	0	0	0	0	0	0	12-11	2-0	1	4.50	33
Apr 15	UTSA		1.2	1	0	0	0	4	0	0	0	1	0	0	0	5-2	2-0	2	4.15	24
Totals		0	21.2	19	11	10	4	22	6	0	2	5	1	3	0	89-88	2-0	2	4.15	-

### CAREER STATS

Year	avg	gp-gs	ab	r	h	2b	3b	hr	rbi	tb	slg%	bb	hbp	so	gdp	ob%	sf	sh	sb-att	po	a	e	fld%
2016	.000	0-0	0	0	0	0	0	0	0	0	.000	0	0	0	0	.000	0	0	0-0	0	4	2	.667
TOTAL	.000	0-0	0	0	0	0	0	0	0	0	.000	0	0	0	0	.000	0	0	0-0	0	4	2	.667

Year	era	w-l	app	gs	cg	sho	sv	ip	h	r	er	bb	so	2b	3b	hr	bf	bavg	wp	hbp	bk	sfa	sha
2016	4.15	2-0	17	0	0	0/0	2	21.2	19	11	10	4	22	6	0	2	91	.238	5	3	1	1	2
TOTAL	4.15	2-0	17	0	0	0/0	2	21.2	19	11	10	4	22	6	0	2	91	.238	5	3	1	1	2





**#23 CORY ALEXANDER II • Fr. • OF • 6-0 • 170 • R/R • Goochland, Va. • Goochland**

**PRIOR TO OLD DOMINION:** Played on the Goochland High School baseball team where he was a member of the varsity squad all four years ... Set the stolen base record with 35 ... Named First Team All-State, First Team All-District, First Team All-Region and First Team All-Conference as a junior ... Repeated as First Team All-District and State as a senior ... Helped lead the team to the James River District Championship three times (2013, 2014, 2015) and the Quad Rivers Conference-34 Championship in 2015.

**MISCELLANEOUS**

**2016 Season Highs**

At Bats	1 vs Virginia Tech
Runs	1 five times
Hits	---
RBI	---
2B	---
3B	---
HR	---
Walks	---
SB	---
Putouts	---
Assists	---

**Career Highs**

At Bats	1 vs Va. Tech (2.27.2016)
Runs	1 five times
Hits	---
RBI	---
2B	---
3B	---
HR	---
Walks	---
SB	---
Putouts	---
Assists	---

**2016 GAME-BY-GAME STATS**

**2016 ODU Baseball**  
**Individual Game-by-Game for Old Dominion (as of Apr 18, 2016)**

**#23 Cory Alexander - 8 games (All games)**

Date	Opponent	Pos	AB	R	H	RBI	2B	3B	HR	BB	SB	CS	HBP	SAC	SF	GDP	K	PO	A	E	Avg
Feb 20	vs Kent State	pr	0	0	0	0	0	0	0	0	0	0	0	0	0	0	0	0	0	0	.000
Feb 21	vs Appalachian State	pr	0	0	0	0	0	0	0	0	0	0	0	0	0	0	0	0	0	0	.000
Feb 26	MANHATTAN	pr	0	1	0	0	0	0	0	0	0	0	0	0	0	0	0	0	0	0	.000
Feb 27	VIRGINIA TECH	of	1	0	0	0	0	0	0	0	0	0	0	0	0	0	1	0	0	0	.000
Mar 1	LIBERTY	pr/dh	0	1	0	0	0	0	0	0	0	0	0	0	0	0	0	0	0	0	.000
Mar 05	RUTGERS-1	pr	0	1	0	0	0	0	0	0	0	0	0	0	0	0	0	0	0	0	.000
Apr 1	FLORIDA ATLANTIC	pr	0	1	0	0	0	0	0	0	0	0	0	0	0	0	0	0	0	0	.000
Apr 10	at FIU	pr	0	1	0	0	0	0	0	0	0	0	0	0	0	0	0	0	0	0	.000
Totals		Ogs	1	5	0	0	0	0	0	0	0	0	0	0	0	0	1	0	0	0	.000

On base pct. .000 • Slugging pct. .000

**CAREER STATS**

Year	avg	gp-gs	ab	r	h	2b	3b	hr	rbi	tb	slg%	bb	hbp	so	gdp	ob%	sf	sh	sb-att	po	a	e	fld%
2016	.000	8-0	1	5	0	0	0	0	0	0	.000	0	0	1	0	.000	0	0	0-0	0	0	0	.000
TOTAL	.000	8-0	1	5	0	0	0	0	0	0	.000	0	0	1	0	.000	0	0	0-0	0	0	0	.000



**#24 BRETT SMITH • Fr. • RHP • 6-4 • 195 • R/R • Chesapeake, Va. • Grassfield**

**PRIOR TO OLD DOMINION:** Brett was varsity starter in both baseball and football since the 10th grade ... On the baseball diamond, he was the Conference Co-Player of the Year and a First Team All-Conference pitching selection as a senior ... Also earned Allstate/VHSL Male Athlete of the Year, Meyers Award Region Athlete of the Year and Second Team All-Region pitching honors ... He was also selected to play in the Virginia East-West All-Star game and was Second Team All-Conference on the mound in 2014 ... On the football field, was a two-year captain and amassed 27 career touchdowns ... Was a First Team All-South Region punter in 2013, along with First Team All-Conference in 2013 and 2014 ... Member of the National Honor Society and FBLA in high school.

**MISCELLANEOUS**

**2016 Season Highs**

IP (S)	5.0 vs WKU
IP (R)	2.0 three times
K	4 vs NC State
BB	4 vs Florida Atlantic
NP	79 vs Florida Atlantic
H Allowed (S)	5 two times
H Allowed (R)	3 vs Manhattan
HR Allowed	1 two times
Runs Allowed (S)	4 vs Florida Atlantic
Runs Allowed (R)	2 vs Manhattan
ER Allowed (S)	4 vs Florida Atlantic
ER Allowed (R)	2 vs Manhattan

**2016 Breakdown**

Opp. Avg.	.297
vs. Left	.308
vs. Right	.290
WHIP	1.36
K/IP	16/28.2

**Career Highs**

IP (S)	5.0 vs WKU (3.19.16)
IP (R)	2.0 three times
K	4 vs NC State (2.19.16)
BB	4 vs FAU (4.3.2016)
NP	66 vs WKU (3.19.16)
H Allowed (S)	5 two times
H Allowed (R)	3 vs Manhattan (2.26.16)
HR Allowed	1 vs WKU (3.19.16)
Runs Allowed (S)	4 vs FAU (4.3.2016)
Runs Allowed (R)	2 vs Manhattan (2.26.16)
ER Allowed (S)	4 vs FAU (4.3.2016)
ER Allowed (R)	2 vs Manhattan (2.26.16)

**2016 GAME-BY-GAME STATS**

**2016 ODU Baseball  
Individual Game-by-Game for Old Dominion (as of Apr 18, 2016)**

**#24 Brett Smith - 5 games (All games)**

Date	Opponent	Pos	AB	R	H	RBI	2B	3B	HR	BB	SB	CS	HBP	SAC	SF	GDP	K	PO	A	E	Avg
Feb 26	MANHATTAN	p	0	0	0	0	0	0	0	0	0	0	0	0	0	0	0	0	1	0	.000
Mar 1	LIBERTY	p	0	0	0	0	0	0	0	0	0	0	0	0	0	0	0	0	1	0	.000
Mar 09	at VCU	*p	0	0	0	0	0	0	0	0	0	0	0	0	0	0	0	1	2	0	.000
Mar 15	PRINCETON	*p	0	0	0	0	0	0	0	0	0	0	0	0	0	0	0	1	0	0	.000
Apr 17	UTSA	p	0	0	0	0	0	0	0	0	0	0	0	0	0	0	0	0	1	0	.000
Totals		2gs	0	0	0	0	0	0	0	0	0	0	0	0	0	0	0	2	5	0	.000

On base pct. .000 • Slugging pct. .000

**#24 Brett Smith - 14 appearances (All games)**

Date	Opponent	GS	IP	H	R	ER	BB	SO	2B	3B	HR	WP	BK	HBP	IBB	Score	W-L	Sv	ERA	NP
Feb 19	vs NC State		2.0	1	0	0	1	4	0	0	0	0	0	0	0	5-0	0-0	0	0.00	38
Feb 26	MANHATTAN		1.1	3	2	2	0	0	1	0	0	0	0	0	0	6-5	0-0	0	5.40	30
Feb 28	DELAWARE		1.0	1	0	0	0	1	0	0	0	0	1	0	0	10-4	0-0	0	4.15	15
Mar 1	LIBERTY		2.0	2	1	0	0	2	0	0	0	0	0	0	0	7-6	0-0	0	2.84	16
Mar 09	at VCU	*	4.2	4	0	0	1	3	1	0	0	0	0	0	0	3-1	1-0	0	1.64	54
Mar 15	PRINCETON	*	2.0	2	1	1	1	1	0	0	0	0	0	0	0	7-6	1-0	0	2.08	40
Mar 19	WESTERN KENTUCK	*	5.0	5	3	3	1	2	0	0	1	0	0	0	0	12-8	1-0	0	3.00	66
Mar 23	VMI		1.0	1	0	0	1	1	0	0	0	0	0	0	0	6-5	1-0	0	2.84	17
Mar 26	at RICE		2.0	1	0	0	0	0	0	0	0	0	0	0	0	2-6	1-0	0	2.57	29
Mar 30	at Virginia		1.0	1	0	0	0	0	0	0	0	0	0	0	0	5-4	1-0	1	2.45	23
Apr 03	FLORIDA ATLANTIC	*	3.2	5	4	4	4	2	1	1	1	0	0	0	0	0-11	1-1	1	3.51	79
Apr 08	at FIU		1.0	0	0	0	0	0	0	0	0	0	0	0	0	12-11	1-1	2	3.38	11
Apr 10	at FIU		0.1	2	0	0	0	0	0	0	0	0	0	0	0	11-1	1-1	2	3.33	15
Apr 17	UTSA		1.2	2	1	1	0	0	0	0	0	0	1	0	0	2-7	1-1	2	3.45	31
Totals		4	28.2	30	12	11	9	16	3	1	2	0	1	1	0	88-75	1-1	2	3.45	-

**CAREER STATS**

Year	avg	gp-gs	ab	r	h	2b	3b	hr	rbi	tb	slg%	bb	hbp	so	gdp	ob%	sf	sh	sb-att	po	a	e	fld%
2016	.000	0-0	0	0	0	0	0	0	0	0	.000	0	0	0	0	.000	0	0	0-0	2	5	0	1.000
TOTAL	.000	0-0	0	0	0	0	0	0	0	0	.000	0	0	0	0	.000	0	0	0-0	2	5	0	1.000

Year	era	w-l	app	gs	cg	sho	sv	ip	h	r	er	bb	so	2b	3b	hr	bf	bavg	wp	hbp	bk	sfa	sha
2016	3.45	1-1	14	4	0	0/1	2	28.2	30	12	11	9	16	3	1	2	121	.297	0	1	1	3	6
TOTAL	3.45	1-1	14	4	0	0/1	2	28.2	30	12	11	9	16	3	1	2	121	.297	0	1	1	3	6





**#25 SETH WOODARD • Fr. • INF • 6-2 • 220 • R/R • Newport News, Va. • Woodside**

**PRIOR TO OLD DOMINION:** Woodard started for the Woodside baseball team since his freshman year ... Named the Freshman of the Year in 2012 ... He batted .441 with two home runs as a junior and was selected First Team All-Conference (Monitor-Merrimac) and a Second Team All-Eastern Region pick ... As a senior he was named a First Team All-Conference selection for the second time ... Helped lead the team to a District and Conference Championship and a Regional Runner-Up finish ... For his career, he recorded a .408 batting average, nine home runs, 195 RBI and 113 hits ... Also swam at Woodside and was an conference and regional place-winner ... Named the school's Freshman Athlete of the Year, Comeback Player of the Year (sophomore) and the Senior Athlete of the Year.

**MISCELLANEOUS**

**2016 Season Highs**

At Bats	4 two times
Runs	1 three times
Hits	1 two times
RBI	1 two times
2B	1 at Virginia
3B	1 at Florida Atlantic
HR	---
Walks	---
SB	1 vs Virginia Tech
Putouts	6 vs Liberty
Assists	2 vs Rutgers

**Career Highs**

At Bats	4 vs Va. Tech (2.27.2016)
Runs	1 three times
Hits	1 two times
RBI	1 two times
2B	1 at Virginia (3.30.2016)
3B	1 vs FAU (4.1.2016)
HR	---
Walks	---
SB	1 vs Va. Tech (2.27.2016)
Putouts	6 vs Liberty (3.1.2016)
Assists	2 vs Rutgers (3.6.2016)

**2016 GAME-BY-GAME STATS**

**2016 ODU Baseball**  
Individual Game-by-Game for Old Dominion (as of Apr 18, 2016)

#25 Seth Woodard - 11 games (All games)

Date	Opponent	Pos	AB	R	H	RBI	2B	3B	HR	BB	SB	CS	HBP	SAC	SF	GDP	K	PO	A	E	Avg
Feb 19	vs NC State	ph/dh	1	0	0	0	0	0	0	0	0	0	0	0	0	0	1	0	0	0	.000
Feb 21	vs Appalachian State	3b	1	1	0	0	0	0	0	0	0	0	0	0	0	0	0	0	1	0	.000
Feb 27	VIRGINIA TECH	*dh	4	0	0	0	0	0	0	0	1	0	0	0	0	0	0	0	0	0	.000
Mar 1	LIBERTY	*1b	2	0	0	0	0	0	0	0	0	0	0	0	0	0	0	6	0	0	.000
Mar 06	RUTGERS	*3b	2	0	0	0	0	0	0	0	0	0	0	0	0	0	1	0	2	0	.000
Mar 12	at West Virginia-1	*1b	1	1	0	0	0	0	0	0	0	0	1	0	0	0	1	4	0	0	.000
Mar 30	at Virginia	*dh	4	0	1	1	1	0	0	0	0	0	0	0	0	0	0	0	0	0	.067
Apr 1	FLORIDA ATLANTIC	*dh	3	1	1	1	0	1	0	0	0	0	2	0	0	0	1	0	0	0	.111
Apr 02	FLORIDA ATLANTIC	*dh	2	0	0	0	0	0	0	0	0	0	0	0	0	0	1	0	0	0	.100
Apr 03	FLORIDA ATLANTIC	*3b	2	0	0	0	0	0	0	0	0	0	0	0	0	0	2	0	1	0	.091
Apr 06	WILLIAM & MARY	ph/dh	1	0	0	0	0	0	0	0	0	0	0	0	0	0	1	0	0	0	.087
Totals		8gs	23	3	2	2	1	1	0	0	1	0	3	0	0	0	8	10	4	0	.087

On base pct. .192 • Slugging pct. .217

**CAREER STATS**

Year	avg	gp-gs	ab	r	h	2b	3b	hr	rbi	tb	slg%	bb	hbp	so	gdp	ob%	sf	sh	sb-att	po	a	e	fld%
2016	.087	11-8	23	3	2	1	1	0	2	5	.217	0	3	8	0	.192	0	0	1-1	10	4	0	1.000
TOTAL	.087	11-8	23	3	2	1	1	0	2	5	.217	0	3	8	0	.192	0	0	1-1	10	4	0	1.000



**#26 CHRIS LIVERS • Sr. • C • 5-9 • 180 • R/R • Virginia Beach, Va. • First Colonial**

**PERSONAL:** Chris Livers is the son of Bud and Charlotte Livers ... Has two brothers Trey and Ethan ... Majoring in civil engineering technology ... Favorite Sports Personality: Josh Hamilton ... Favorite Food: Steak ... Favorite Movie: "Sandlot" ... Favorite Book Read: "The Things They Carried" by Tim O'Brien.

**2015:** RBI in a game vs. Charlotte.

**MISCELLANEOUS**

**2016 Season Highs**

At Bats	5 at West Virginia
Runs	1 four times
Hits	1 12 times
RBI	1 five times
2B	1 three times
3B	---
HR	---
Walks	1 two times
SB	1 at FIU
Putouts	10 two times
Assists	1 two times

**Career Highs**

At Bats	5 two times
Runs	1 eight times
Hits	2 vs LA Tech (3.22.2014)
RBI	3 vs FAU (5.3.2014)
2B	1 four times
3B	---
HR	---
Walks	1 five times
SB	1 at FIU (4.9.2016)
Putouts	10 three times
Assists	3 at ECU (4.21.2014)

**2016 GAME-BY-GAME STATS**

**2016 ODU Baseball  
Individual Game-by-Game for Old Dominion (as of Apr 18, 2016)**


**#26 Chris Livers - 20 games (All games)**

Date	Opponent	Pos	AB	R	H	RBI	2B	3B	HR	BB	SB	CS	HBP	SAC	SF	GDP	K	PO	A	E	Avg
Feb 21	vs Appalachian State	c	1	0	0	0	0	0	0	0	0	0	0	0	0	0	1	4	0	0	.000
Feb 26	MANHATTAN	ph	1	0	1	0	0	0	0	0	0	0	0	0	0	0	0	0	0	0	.500
Feb 27	VIRGINIA TECH	c	2	1	1	0	0	0	0	0	0	0	0	0	0	0	0	4	0	0	.500
Mar 05	RUTGERS-1	*dh	3	0	1	0	0	0	0	0	0	0	0	0	0	0	0	0	0	0	.429
Mar 12	at West Virginia	*c	5	0	0	0	0	0	0	1	0	0	0	0	0	0	2	10	1	0	.250
Mar 15	PRINCETON	ph	1	0	1	1	0	0	0	0	0	0	0	0	0	0	0	0	0	0	.308
Mar 16	PRINCETON	*c	4	0	1	1	1	0	0	1	0	0	0	0	0	0	0	10	0	0	.294
Mar 18	WESTERN KENTUCK	*c	4	0	1	0	0	0	0	0	0	0	0	0	0	0	0	9	1	0	.286
Mar 19	WESTERN KENTUCK	*dh	4	0	0	0	0	0	0	0	0	0	0	0	0	0	0	0	0	0	.240
Mar 22	VMI	dh/ph	1	0	0	1	0	0	0	0	0	0	0	0	1	0	1	0	0	0	.231
Mar 23	VMI	c	1	0	1	0	0	0	0	0	0	0	0	0	0	0	0	1	0	0	.259
Mar 26	at RICE	*dh	3	1	1	0	0	0	0	0	0	0	0	0	0	0	1	0	0	0	.267
Mar 30	at Virginia	ph/c	1	1	1	0	1	0	0	0	0	0	0	1	0	0	0	0	1	0	.290
Apr 02	FLORIDA ATLANTIC	ph/c	1	0	0	0	0	0	0	0	0	0	0	0	0	0	0	1	0	0	.281
Apr 06	WILLIAM & MARY	*c	2	0	0	1	0	0	0	1	0	0	0	0	0	0	0	6	1	0	.265
Apr 08	at FIU	c	0	0	0	0	0	0	0	0	0	0	0	0	0	0	0	1	0	0	.265
Apr 09	at FIU	*c	4	1	1	0	0	0	0	0	1	0	0	0	0	0	0	6	0	0	.263
Apr 15	UTSA	*c	4	0	0	1	0	0	0	0	0	0	0	0	0	0	1	14	0	0	.238
Apr 16	UTSA	ph	1	0	1	0	1	0	0	0	0	0	0	0	0	0	0	0	0	0	.256
Apr 17	UTSA	ph/c	2	0	1	0	0	0	0	0	0	0	0	0	0	0	0	2	1	0	.267
Totals		9gs	45	4	12	5	3	0	0	3	1	0	0	1	1	0	6	68	5	0	.267

On base pct. .306 • Slugging pct. .333

**CAREER STATS**

Year	avg	gp-gs	ab	r	h	2b	3b	hr	rbi	tb	slg%	bb	hbp	so	gdp	ob%	sf	sh	sb-att	po	a	e	fld%
2013	.375	4-1	8	2	3	0	0	0	2	3	.375	1	0	0	0	.444	0	0	0-0	16	2	1	.947
2014	.259	12-7	27	3	7	1	0	0	5	8	.296	3	1	5	1	.355	0	1	0-1	57	10	0	1.000
2015	.000	6-0	2	0	0	0	0	0	1	0	.000	0	0	0	0	.000	1	0	0-0	5	1	0	1.000
2016	.267	20-9	45	4	12	3	0	0	5	15	.333	3	0	6	0	.306	1	1	1-1	68	5	0	1.000
TOTAL	.268	42-17	82	9	22	4	0	0	13	26	.317	7	1	11	1	.326	2	2	1-2	146	18	1	.994



**#28 JAKE JOSEPHS • R.Jr. • LHP • 5-11 • 190 • L/L • Fairfax Station, Va. • South County**

**PERSONAL:** Jake is the son of Chris and Lynn Josephs ... Has one sister, Isabel ... Majoring in accounting ... Interested in being a CPA ... 3.77 GPA and honor society in high school ... Favorite Sports Personality: Jerry Rice ... Favorite Foods: Cheeseburger and steak ... Favorite Movie: "The Town" ... Person in history would most like to meet: Ted Williams ... Dream vacation: Paris.

**2015:** Pitched the last 11.1 innings without allowing a run, including four innings in a start at UAB which clinched a spot in the C-USA tournament for ODU ... Fanned 3 vs. W&M and LA Tech.

**MISCELLANEOUS**

**2016 Season Highs**

IP (S)	5.0 vs Kent State
IP (R)	2.1 at West Virginia
K	2 at West Virginia
BB	2 vs Virginia Tech
NP	69 vs Kent State
H Allowed (S)	4 vs Kent State
H Allowed (R)	3 vs Virginia Tech
HR Allowed	1 vs Rutgers
Runs Allowed (S)	4 vs Virginia Tech
Runs Allowed (R)	2 vs Florida Atlantic
ER Allowed (S)	4 vs Virginia Tech
ER Allowed (R)	2 vs Florida Atlantic

**2016 Breakdown**

Opp. Avg.	.261
vs. Left	.310
vs. Right	.238
WHIP	1.42
K/IP	9/24.2

**Career Highs**

IP (S)	5.0 three times
IP (R)	5.0 vs LA Tech (5.9.2015)
K	4 vs Char. So. (3.26.2013)
BB	2 eight times
NP	72 vs LA Tech (5.9.2015)
H Allowed (S)	10 at Campbell (4.3.2015)
H Allowed (R)	5 at FAU (4.26.2015)
HR Allowed	1 four times
Runs Allowed (S)	6 at Campbell (4.3.2015)
Runs Allowed (R)	4 at FAU (4.26.2015)
ER Allowed (S)	6 at Campbell (4.3.2015)
ER Allowed (R)	4 at FAU (4.26.2015)

**2016 GAME-BY-GAME STATS**

**2016 ODU Baseball Individual Game-by-Game for Old Dominion (as of Apr 18, 2016)**

**#28 Jake Josephs - 5 games (All games)**

Date	Opponent	Pos	AB	R	H	RBI	2B	3B	HR	BB	SB	CS	HBP	SAC	SF	GDP	K	PO	A	E	Avg
Feb 20	vs Kent State	*p	0	0	0	0	0	0	0	0	0	0	0	0	0	0	0	1	0	0	.000
Feb 27	VIRGINIA TECH	*p	0	0	0	0	0	0	0	0	0	0	0	0	0	0	0	1	0	0	.000
Mar 18	WESTERN KENTUCK	p	0	0	0	0	0	0	0	0	0	0	0	0	0	0	0	1	0	1	.000
Mar 19	WESTERN KENTUCK	p	0	0	0	0	0	0	0	0	0	0	0	0	0	0	0	0	1	0	.000
Apr 06	WILLIAM & MARY	p	0	0	0	0	0	0	0	0	0	0	0	0	0	0	0	1	0	0	.000
Totals		2gs	0	0	0	0	0	0	0	0	0	0	0	0	0	0	0	3	2	0	.000

On base pct. .000 • Slugging pct. .000

**#28 Jake Josephs - 16 appearances (All games)**

Date	Opponent	GS	IP	H	R	ER	BB	SO	2B	3B	HR	WP	BK	HBP	IBB	Score	W-L	Sv	ERA	NP
Feb 20	vs Kent State	*	5.0	4	0	0	1	1	0	0	0	0	0	1	0	2-0	1-0	0	0.00	69
Feb 27	VIRGINIA TECH	*	3.0	3	4	4	2	1	1	0	0	0	0	0	0	1-22	1-1	0	4.50	39
Mar 05	RUTGERS-2	*	2.0	2	1	1	1	1	0	0	1	0	0	0	0	7-4	1-1	0	4.50	29
Mar 12	at West Virginia		2.1	4	1	1	0	2	0	1	0	0	0	0	0	5-6	1-1	0	4.38	37
Mar 16	PRINCETON		1.0	0	0	0	0	1	0	0	0	0	0	0	0	10-4	1-1	0	4.05	9
Mar 18	WESTERN KENTUCK		1.0	0	0	0	0	0	0	0	0	0	0	0	0	8-3	1-1	0	3.77	11
Mar 18	WESTERN KENTUCK		1.0	0	0	0	0	1	0	0	0	0	0	0	0	4-2	1-1	0	3.52	10
Mar 19	WESTERN KENTUCK		1.1	2	0	0	0	0	0	0	0	0	0	0	0	12-8	2-1	0	3.24	17
Mar 23	VMI		1.0	2	1	1	0	1	1	0	0	0	0	0	0	6-5	2-1	0	3.57	22
Mar 25	at RICE		0.2	1	0	0	1	0	0	0	0	0	0	0	0	1-3	2-1	0	3.44	14
Mar 27	at RICE		1.0	0	0	0	0	0	0	0	0	0	0	0	0	2-8	2-1	0	3.26	12
Mar 30	at Virginia		1.0	0	0	0	1	0	0	0	0	0	0	0	0	5-4	2-1	0	3.10	10
Apr 1	FLORIDA ATLANTIC		1.0	3	2	2	0	0	0	0	1	0	0	0	0	7-10	2-1	0	3.80	18
Apr 06	WILLIAM & MARY		2.0	1	1	1	1	0	1	0	0	0	0	0	0	7-1	2-1	0	3.86	25
Apr 08	at FIU		1.0	1	0	0	0	1	0	0	0	0	0	0	0	12-11	2-1	0	3.70	16
Apr 15	UTSA		0.1	1	1	1	1	0	0	1	0	0	0	0	0	5-2	2-1	0	4.01	15
Totals		3	24.2	24	11	11	7	9	3	2	2	0	0	1	0	94-93	2-1	0	4.01	-

**CAREER STATS**

Year	avg	gp-gs	ab	r	h	2b	3b	hr	rbi	tb	slg%	bb	hbp	so	gdp	ob%	sf	sh	sb-att	po	a	e	fld%
2013	.000	0-0	0	0	0	0	0	0	0	0	.000	0	0	0	0	.000	0	0	0-0	0	6	2	.750
2015	.000	0-0	0	0	0	0	0	0	0	0	.000	0	0	0	0	.000	0	0	0-0	1	5	1	.857
2016	.000	0-0	0	0	0	0	0	0	0	0	.000	0	0	0	0	.000	0	0	0-0	3	2	0	1.000
TOTAL	.000	0-0	0	0	0	0	0	0	0	0	.000	0	0	0	0	.000	0	0	0-0	4	13	3	.850

Year	era	w-l	app	gs	cg	sho	sv	ip	h	r	er	bb	so	2b	3b	hr	bf	bavg	wp	hbp	bk	sfa	sha
2013	4.76	4-4	26	7	0	0/1	2	51.0	59	32	27	9	32	13	2	1	220	.296	3	3	0	4	5
2015	3.89	3-1	24	2	0	0/3	1	41.2	40	24	18	20	29	6	0	2	192	.255	5	5	1	2	8
2016	4.01	2-1	16	3	0	0/1	0	24.2	24	11	11	7	9	3	2	2	103	.261	0	1	0	3	0
TOTAL	4.30	9-6	66	12	0	0/5	3	117.1	123	67	56	36	70	22	4	5	515	.275	8	9	1	9	13



**#31 NATE MATHESON • So. • LHP • 6-3 • 225 • L/L • Hampton, Va. • Kecoughtan**

**PERSONAL:** Son of Mike Matheson and Christi Wallace ... Has one brother, Michael and one sister, Brittney ... Majoring in criminal justice ... Interested in law enforcement ... Graduated high school with honors ... DECA club member ... Favorite pro athlete: Clayton Kershaw ... Favorite pro team: Boston Red Sox ... Favorite food: Ham and cheese sub ... Dream travel Spot: Australia.

**2015:** 11 appearances with five starts ... Picked up wins vs. UAB and VMI ... Fanned five in four innings vs. Liberty.

**MISCELLANEOUS**

**2016 Season Highs**

IP (S)	---
IP (R)	1.0 vs VMI
K	2 two times
BB	3 vs Princeton
NP	24 vs Rutgers
H Allowed (S)	---
H Allowed (R)	2 two times
HR Allowed	---
Runs Allowed (S)	---
Runs Allowed (R)	4 vs Princeton
ER Allowed (S)	---
ER Allowed (R)	4 vs Princeton

**2016 Breakdown**

Opp. Avg.	.389
vs. Left	.800
vs. Right	.231
WHIP	4.36
K/IP	5/3.2

**Career Highs**

IP (S)	4.0 three times
IP (R)	2.2 vs Rutgers (3.1.2015)
K	5 at Liberty (3.31.2015)
BB	4 two times
NP	82 vs VMI (3.18.2015)
H Allowed (S)	8 at Liberty (3.31.2015)
H Allowed (R)	4 vs Rutgers (3.1.2015)
HR Allowed	2 at Liberty (3.31.2015)
Runs Allowed (S)	7 at Liberty (3.31.2015)
Runs Allowed (R)	4 vs Princeton (3.16.2016)
ER Allowed (S)	7 at Liberty (3.31.2015)
ER Allowed (R)	4 vs Princeton (3.16.2016)

**2016 GAME-BY-GAME STATS**

**2016 ODU Baseball  
Individual Game-by-Game for Old Dominion (as of Apr 18, 2016)**

**#31 Nate Matheson - 1 game (All games)**

Date	Opponent	Pos	AB	R	H	RBI	2B	3B	HR	BB	SB	CS	HBP	SAC	SF	GDP	K	PO	A	E	Avg
Feb 23	NORFOLK STATE	p	0	0	0	0	0	0	0	0	0	0	0	0	0	0	0	0	0	1	.000
Totals		Ogs	0	0	0	0	0	0	0	0	0	0	0	0	0	0	0	0	0	1	.000

On base pct. .000 • Slugging pct. .000

**#31 Nate Matheson - 8 appearances (All games)**

Date	Opponent	GS	IP	H	R	ER	BB	SO	2B	3B	HR	WP	BK	HBP	IBB	Score	W-L	Sv	ERA	NP
Feb 20	vs Kent State		0.1	0	0	0	0	1	0	0	0	0	0	0	0	2-0	0-0	1	0.00	3
Feb 23	NORFOLK STATE		0.2	0	0	0	1	2	0	0	0	0	0	0	0	5-3	0-0	1	0.00	17
Feb 26	MANHATTAN		0.2	1	0	0	0	0	0	0	0	1	0	0	0	6-5	0-0	1	0.00	8
Mar 1	LIBERTY		0.0	1	1	1	1	0	1	0	0	0	0	1	0	7-6	0-0	1	5.40	11
Mar 06	RUTGERS		0.2	2	1	1	2	0	0	0	0	0	0	0	0	2-5	0-0	1	7.71	24
Mar 12	at West Virginia		0.1	0	0	0	1	0	0	0	0	0	1	0	0	5-6	0-0	1	6.75	13
Mar 16	PRINCETON		0.0	2	4	4	3	0	0	0	0	0	0	0	0	10-4	0-0	1	20.25	20
Mar 22	VMI		1.0	1	1	1	1	2	0	0	0	1	0	0	0	8-2	0-0	1	17.18	19
Totals		0	3.2	7	7	7	9	5	1	0	0	2	1	1	0	45-31	0-0	1	17.18	-

**CAREER STATS**

Year	avg	gp-gs	ab	r	h	2b	3b	hr	rbi	tb	slg%	bb	hbp	so	gdp	ob%	sf	sh	sb-att	po	a	e	fld%
2015	.000	0-0	0	0	0	0	0	0	0	0	.000	0	0	0	0	.000	0	0	0-0	1	4	0	1.000
2016	.000	0-0	0	0	0	0	0	0	0	0	.000	0	0	0	0	.000	0	0	0-0	0	0	1	.000
TOTAL	.000	0-0	0	0	0	0	0	0	0	0	.000	0	0	0	0	.000	0	0	0-0	1	4	1	.833

Year	era	w-l	app	gs	cg	sho	sv	ip	h	r	er	bb	so	2b	3b	hr	bf	bavg	wp	hbp	bk	sfa	sha
2015	6.28	2-3	11	5	0	0/1	0	28.2	37	22	20	18	17	6	0	4	143	.316	1	4	1	2	2
2016	17.18	0-0	8	0	0	0/1	1	3.2	7	7	7	9	5	1	0	0	28	.389	2	1	1	0	0
TOTAL	7.52	2-3	19	5	0	0/2	1	32.1	44	29	27	27	22	7	0	4	171	.326	3	5	2	2	2



### #32 VICTOR DIAZ • Rsr. • RHP • 6-0 • 195 • R/R • Perth Amboy, N.J. • St. Joseph's

**PERSONAL:** Victor Diaz Jr. is the son of Victor and Santia Diaz ... Has two sisters, Arlin, and Rosy ... Graduated with a sport management degree in spring of 2015 and is currently taking classes in the Health and Physical Education field ... Selected to the SEC Academic Honor Roll while at Mississippi State ... FCSAA Scholar Athlete selection ... Favorite Food: Chicken Parm ... Favorite Movie: "For the Love of the Game ... Favorite Book Read: "Quiet Strength" by Tony Dungy ... Dream Vacation: Australia.

**2015:** Four strikeouts vs. Canisius ... Six appearances and one start.

#### MISCELLANEOUS

##### 2016 Season Highs

IP (S)	6.2 vs Florida Atlantic
IP (R)	3.0 vs App State
K	6 vs Princeton
BB	3 vs Rutgers
NP	97 vs Florida Atlantic
H Allowed (S)	11 at FIU
H Allowed (R)	3 vs App State
HR Allowed	1 two times
Runs Allowed (S)	3 vs Florida Atlantic
Runs Allowed (R)	1 two times
ER Allowed (S)	3 vs Florida Atlantic
ER Allowed (R)	1 two times

##### 2016 Breakdown

Opp. Avg.	.282
vs. Left	.324
vs. Right	.257
WHIP	1.27
K/IP	21/46.1

##### Career Highs

IP (S)	7.0 vs FAU (5.4.2014)
IP (R)	4.1 at Rice (3.8.2014)
K	6 two times
BB	3 two times
NP	103 vs FAU (5.4.2014)
H Allowed (S)	11 at FIU (4.9.2016)
H Allowed (R)	5 two times
HR Allowed	1 nine times
Runs Allowed (S)	4 vs ECU (4.13.2014)
Runs Allowed (R)	5 vs Rutgers (2.24.2013)
ER Allowed (S)	4 vs ECU (4.13.2014)
ER Allowed (R)	5 vs Rutgers (2.24.2013)

#### 2016 GAME-BY-GAME STATS

##### 2016 ODU Baseball Individual Game-by-Game for Old Dominion (as of Apr 18, 2016)

###### #32 Victor Diaz - 3 games (All games)

Date	Opponent	Pos	AB	R	H	RBI	2B	3B	HR	BB	SB	CS	HBP	SAC	SF	GDP	K	PO	A	E	Avg	
Mar 1	LIBERTY	*p	0	0	0	0	0	0	0	0	0	0	0	0	0	0	0	0	2	1	0	.000
Apr 02	FLORIDA ATLANTIC	*p	0	0	0	0	0	0	0	0	0	0	0	0	0	0	0	0	0	0	1	.000
Apr 09	at FIU	*p	0	0	0	0	0	0	0	0	0	0	0	0	0	0	0	0	0	1	0	.000
Totals		3gs	0	0	0	0	0	0	0	0	0	0	0	0	0	0	0	0	2	4	0	.000

On base pct. .000 • Slugging pct. .000

###### #32 Victor Diaz - 11 appearances (All games)

Date	Opponent	GS	IP	H	R	ER	BB	SO	2B	3B	HR	WP	BK	HBP	IBB	Score	W-L	Sv	ERA	NP
Feb 21	vs Appalachian State		3.0	3	1	1	1	4	1	0	0	0	0	0	0	12-3	0-0	0	3.00	59
Feb 26	MANHATTAN		1.0	0	0	0	0	0	0	0	0	0	0	0	0	6-5	1-0	0	2.25	15
Mar 1	LIBERTY	*	5.0	7	2	1	0	1	1	0	1	0	0	0	0	7-6	1-0	0	2.00	66
Mar 06	RUTGERS		2.1	1	1	1	3	3	0	0	0	1	1	0	1	2-5	1-1	0	2.38	43
Mar 12	at West Virginia-1	*	3.0	3	1	1	2	0	2	0	0	0	0	0	0	5-4	1-1	0	2.51	45
Mar 16	PRINCETON	*	5.0	2	0	0	0	6	0	0	0	0	0	0	0	10-4	2-1	0	1.86	56
Mar 22	VMI	*	5.0	3	0	0	0	2	0	0	0	0	0	0	0	8-2	3-1	0	1.48	55
Mar 27	at RICE	*	5.0	5	1	1	0	2	0	0	0	0	1	0	0	2-8	3-1	0	1.53	65
Apr 02	FLORIDA ATLANTIC	*	6.2	7	3	3	1	2	1	0	1	1	0	0	0	1-3	3-2	0	2.00	97
Apr 09	at FIU	*	5.0	11	2	2	0	0	1	0	0	0	1	0	0	10-2	4-2	0	2.20	75
Apr 16	UTSA	*	5.1	8	1	1	2	1	0	1	0	0	0	0	0	0-3	4-3	0	2.14	76
Totals		8	46.1	50	12	11	9	21	6	1	2	2	3	0	1	63-45	4-3	0	2.14	-

#### CAREER STATS

Year	avg	gp-gs	ab	r	h	2b	3b	hr	rbi	tb	slg%	bb	hbp	so	gdp	ob%	sf	sh	sb-att	po	a	e	fld%
2013	.000	0-0	0	0	0	0	0	0	0	0	.000	0	0	0	0	.000	0	0	0-0	2	1	1	.750
2014	.000	0-0	0	0	0	0	0	0	0	0	.000	0	0	0	0	.000	0	0	0-0	5	9	0	1.000
2015	.000	0-0	0	0	0	0	0	0	0	0	.000	0	0	0	0	.000	0	0	0-0	0	3	1	.750
2016	.000	0-0	0	0	0	0	0	0	0	0	.000	0	0	0	0	.000	0	0	0-0	2	4	0	1.000
TOTAL	.000	0-0	0	0	0	0	0	0	0	0	.000	0	0	0	0	.000	0	0	0-0	9	17	2	.929

Year	era	w-l	app	gs	cg	sho	sv	ip	h	r	er	bb	so	2b	3b	hr	bf	bavg	wp	hbp	bk	sfa	sha
2013	11.91	1-0	9	0	0	0/0	0	11.1	20	16	15	7	12	8	1	2	64	.377	1	2	1	1	1
2014	3.00	5-2	18	11	1	0/1	0	69.0	72	24	23	13	45	18	0	3	289	.276	2	5	2	2	8
2015	5.28	3-1	6	1	0	0/0	0	15.1	20	9	9	3	14	6	0	2	69	.308	2	0	0	1	0
2016	2.14	4-3	11	8	0	0/0	0	46.1	50	12	11	9	21	6	1	2	191	.282	2	0	3	1	4
TOTAL	3.68	13-6	44	20	1	0/1	0	142.0	162	61	58	32	92	38	2	9	613	.291	7	7	6	5	13



**#33 TURNER BISHOP • Jr. • OF • 6-1 • 195 • L/L • Virginia Beach, Va. • Kellam**

**PERSONAL:** Turner Bishop is the son of Eddie and Carolyn Bishop ... He has two brothers, Taylor and Travis and one sister, Darcey ... Majoring in criminal justice.

**2015:** 11 appearances.

**MISCELLANEOUS**

**2016 Season Highs**

At Bats	5 three times
Runs	2 vs FIU
Hits	3 vs FIU
RBI	4 vs FIU
2B	1 two times
3B	---
HR	1 two times
Walks	1 three times
SB	1 at West Virginia
Putouts	4 vs Florida Atlantic
Assists	---

**Career Highs**

At Bats	5 three times
Runs	2 vs FIU (4.8.2016)
Hits	3 vs FIU (4.8.2016)
RBI	4 vs FIU (4.8.2016)
2B	1 two times
3B	---
HR	1 two times
Walks	1 three times
SB	1 at WVU (3.12.2015)
Putouts	4 vs FAU (4.2.2016)
Assists	---

**2016 GAME-BY-GAME STATS**

**2016 ODU Baseball  
Individual Game-by-Game for Old Dominion (as of Apr 18, 2016)**

**#33 Turner Bishop - 30 games (All games)**

Date	Opponent	Pos	AB	R	H	RBI	2B	3B	HR	BB	SB	CS	HBP	SAC	SF	GDP	K	PO	A	E	Avg
Feb 19	vs NC State	*dh	4	0	0	1	0	0	0	0	0	0	0	0	0	0	1	0	0	0	.000
Feb 20	vs Kent State	*dh	1	0	0	0	0	0	0	1	0	0	0	0	0	0	1	0	0	0	.000
Feb 21	vs Appalachian State	dh	0	1	0	0	0	0	0	0	0	1	0	0	0	0	0	0	0	0	.000
Feb 23	NORFOLK STATE	dh	1	0	0	0	0	0	0	0	0	0	0	0	0	0	1	0	0	0	.000
Feb 26	MANHATTAN	*of	3	0	0	0	0	0	0	0	0	0	0	0	0	0	3	1	0	0	.000
Feb 27	VIRGINIA TECH	ph/of	1	0	0	0	0	0	0	0	0	0	0	0	0	0	0	0	0	0	.000
Feb 28	DELAWARE	*dh	4	0	1	0	1	0	0	1	0	0	0	0	0	0	1	0	0	0	.071
Mar 1	LIBERTY	ph	1	0	1	2	0	0	0	0	0	0	0	0	0	0	0	0	0	0	.133
Mar 05	RUTGERS-2	*dh	5	1	1	0	1	0	0	0	0	0	0	0	0	0	1	0	0	0	.150
Mar 06	RUTGERS	*dh	4	0	0	0	0	0	0	0	0	0	0	0	0	0	1	0	0	0	.125
Mar 11	at West Virginia	*of	3	0	1	1	0	0	0	0	0	0	0	0	0	0	1	0	0	0	.148
Mar 12	at West Virginia-1	*of	3	0	1	0	0	0	0	0	0	0	0	0	0	0	1	2	0	0	.167
Mar 12	at West Virginia	*of	2	0	0	0	0	0	0	0	1	0	0	0	0	0	0	0	0	0	.156
Mar 15	PRINCETON	*of	2	0	0	0	0	0	0	0	0	0	0	0	0	0	0	0	0	0	.147
Mar 18	WESTERN KENTUCK	ph	1	0	1	0	0	0	0	0	0	0	0	0	0	0	0	0	0	0	.171
Mar 18	WESTERN KENTUCK	*dh	3	1	1	0	0	0	0	0	0	0	0	0	0	0	2	0	0	0	.184
Mar 19	WESTERN KENTUCK	ph/dh	1	1	1	0	0	0	0	0	0	0	0	0	0	0	0	0	0	0	.205
Mar 22	VMI	*dh	3	1	1	1	0	0	0	0	0	0	0	0	0	0	1	0	0	0	.214
Mar 23	VMI	ph	1	1	1	1	0	0	1	0	0	0	0	0	0	0	0	0	0	0	.233
Mar 25	at RICE	*dh	3	1	1	0	0	0	0	0	0	0	0	0	0	0	1	0	0	0	.239
Mar 26	at RICE	ph	1	0	0	0	0	0	0	0	0	0	0	0	0	0	0	0	0	0	.234
Mar 27	at RICE	*dh	2	1	1	0	0	0	0	1	0	0	0	0	0	0	1	0	0	0	.245
Apr 1	FLORIDA ATLANTIC	ph	1	0	1	0	0	0	0	0	0	0	0	0	0	0	0	0	0	0	.260
Apr 02	FLORIDA ATLANTIC	*of	4	0	0	0	0	0	0	0	0	0	0	0	0	0	1	4	0	0	.241
Apr 06	WILLIAM & MARY	*dh	3	1	1	2	1	0	0	0	0	0	0	0	0	0	2	0	0	0	.246
Apr 08	at FIU	*dh	5	2	3	4	0	0	1	0	0	0	0	0	0	0	0	0	0	0	.274
Apr 09	at FIU	*dh	5	0	0	0	0	0	0	0	0	0	0	0	0	0	2	0	0	0	.254
Apr 10	at FIU	*of	4	0	1	0	0	0	0	0	0	0	0	0	0	0	2	2	0	0	.254
Apr 15	UTSA	*dh	4	0	1	0	0	0	0	0	0	0	0	0	0	0	1	0	0	0	.253
Apr 17	UTSA	*of	3	0	0	0	0	0	0	0	0	0	0	0	0	0	3	0	0	0	.244
Totals			21gs	78	11	19	12	3	0	2	3	1	0	1	0	0	25	9	0	0	.244

On base pct. .280 • Slugging pct. .359

**CAREER STATS**

Year	avg	gp-gs	ab	r	h	2b	3b	hr	rbi	tb	slg%	bb	hbp	so	gdp	ob%	sf	sh	sb-att	po	a	e	fld%
2014	.000	0-0	0	0	0	0	0	0	0	0	.000	0	0	0	0	.000	0	0	0-0	0	1	0	1.000
2015	.000	1-1	3	0	0	0	0	0	0	0	.000	0	0	0	0	.000	0	0	0-0	0	2	1	.667
2016	.244	30-21	78	11	19	3	0	2	12	28	.359	3	1	25	0	.280	0	0	1-1	9	0	0	1.000
TOTAL	.235	31-22	81	11	19	3	0	2	12	28	.346	3	1	25	0	.271	0	0	1-1	9	3	1	.923

Year	era	w-l	app	gs	cg	sho	sv	ip	h	r	er	bb	so	2b	3b	hr	bf	bavg	wp	hbp	bk	sfa	sha
2014	2.95	3-1	16	0	0	0/1	0	18.1	9	6	6	14	8	0	0	0	83	.145	0	6	2	1	0
2015	7.11	0-0	11	0	0	0/0	0	12.2	17	11	10	12	8	4	0	2	68	.327	4	1	1	1	2
TOTAL	4.65	3-1	27	0	0	0/1	0	31.0	26	17	16	26	16	4	0	2	151	.228	4	7	3	2	2



## #34 SAM SINNEN • Jr. • RHP • 5-11 • 205 • R/R • Virginia Beach, Va. • Kellam

**PERSONAL:** Sam Sinnen is the son of Matthew and Tina Sinnen ... He has three brothers, Brooks, his twin Kurt and Turner ... Majoring in management ... Interested in real estate.

**2015:** Second Team All-C-USA selection ... Team leader in wins with six and 53 strikeouts in 66.2 innings ... Three saves ... 3-2 in C-USA games ... Opponents hit .244 ... Fanned three in 1.2 innings vs. Penn ... Did not allow an earned run in his first six appearances this year.

### MISCELLANEOUS

#### 2016 Season Highs

IP (S)	6.0 vs Rutgers
IP (R)	3.2 vs UTSA
K	6 two times
BB	3 two times
NP	91 two times
H Allowed (S)	7 vs Florida Atlantic
H Allowed (R)	1 vs UTSA
HR Allowed	---
Runs Allowed (S)	7 vs FIU
Runs Allowed (R)	0 vs UTSA
ER Allowed (S)	5 two times
ER Allowed (R)	0 vs UTSA

#### 2016 Breakdown

Opp. Avg.	.230
vs. Left	.238
vs. Right	.225
WHIP	1.15
K/IP	34/43.2

#### Career Highs

IP (S)	7.0 four times
IP (R)	3.2 vs UTSA (4.15.2016)
K	8 vs FIU (5.2.2015)
BB	4 at FAU (5.20.2015)
NP	111 vs LA Tech (5.8.2015)
H Allowed (S)	7 two times
H Allowed (R)	7 at WKU (3.15.2015)
HR Allowed	1 at FAU (4.24.2015)
Runs Allowed (S)	7 vs FIU (4.8.2016)
Runs Allowed (R)	5 at WKU (3.15.2015)
ER Allowed (S)	5 three times
ER Allowed (R)	5 at WKU (3.15.2015)

### 2016 GAME-BY-GAME STATS

#### 2016 ODU Baseball Individual Game-by-Game for Old Dominion (as of Apr 18, 2016)

##### #34 Sam Sinnen - 5 games (All games)

Date	Opponent	Pos	AB	R	H	RBI	2B	3B	HR	BB	SB	CS	HBP	SAC	SF	GDP	K	PO	A	E	Avg
Feb 19	vs NC State	*p	0	0	0	0	0	0	0	0	0	0	0	0	0	0	0	1	2	0	.000
Feb 26	MANHATTAN	*p	0	0	0	0	0	0	0	0	0	0	0	0	0	0	0	0	2	0	.000
Mar 05	RUTGERS-1	*p	0	0	0	0	0	0	0	0	0	0	0	0	0	0	0	1	1	0	.000
Mar 18	WESTERN KENTUCK	*p	0	0	0	0	0	0	0	0	0	0	0	0	0	0	0	2	0	0	.000
Apr 15	UTSA	p	0	0	0	0	0	0	0	0	0	0	0	0	0	0	0	0	2	0	.000
Totals		4gs	0	0	0	0	0	0	0	0	0	0	0	0	0	0	0	4	7	0	.000

On base pct. .000 • Slugging pct. .000


##### #34 Sam Sinnen - 9 appearances (All games)

Date	Opponent	GS	IP	H	R	ER	BB	SO	2B	3B	HR	WP	BK	HBP	IBB	Score	W-L	Sv	ERA	NP
Feb 19	vs NC State	*	5.0	2	0	0	2	3	0	0	0	1	0	0	0	5-0	1-0	0	0.00	59
Feb 26	MANHATTAN	*	5.0	4	2	1	2	4	2	0	0	1	0	1	0	6-5	1-0	0	0.90	74
Mar 05	RUTGERS-1	*	6.0	2	0	0	0	4	1	0	0	0	0	1	0	4-2	1-0	0	0.56	88
Mar 11	at West Virginia	*	5.1	4	2	1	1	3	2	0	0	0	1	0	0	3-4	1-0	0	0.84	77
Mar 18	WESTERN KENTUCK	*	5.0	6	3	3	0	6	1	0	0	0	0	1	0	8-3	2-0	0	1.71	91
Mar 25	at RICE	*	5.1	6	2	2	0	2	0	0	0	0	0	0	0	1-3	2-1	0	1.99	65
Apr 1	FLORIDA ATLANTIC	*	5.0	7	5	5	3	6	1	0	0	0	0	1	0	7-10	2-1	0	2.95	91
Apr 08	at FIU	*	3.1	6	7	5	3	2	1	0	0	0	0	0	0	12-11	2-1	0	3.83	78
Apr 15	UTSA	*	3.2	1	0	0	1	4	0	0	0	0	0	0	0	5-2	3-1	0	3.50	59
Totals		8	43.2	38	21	17	12	34	8	0	0	1	1	4	0	51-40	3-1	0	3.50	-

### CAREER STATS

Year	avg	gp-gs	ab	r	h	2b	3b	hr	rbi	tb	slg%	bb	hbp	so	gdp	ob%	sf	sh	sb-att	po	a	e	fld%
2014	.000	0-0	0	0	0	0	0	0	0	0	.000	0	0	0	0	.000	0	0	0-0	1	3	0	1.000
2015	.000	0-0	0	0	0	0	0	0	0	0	.000	0	0	0	0	.000	0	0	0-0	7	4	0	1.000
2016	.000	0-0	0	0	0	0	0	0	0	0	.000	0	0	0	0	.000	0	0	0-0	4	7	0	1.000
TOTAL	.000	0-0	0	0	0	0	0	0	0	0	.000	0	0	0	0	.000	0	0	0-0	12	14	0	1.000

Year	era	w-l	app	gs	cg	sho	sv	ip	h	r	er	bb	so	2b	3b	hr	bf	bavg	wp	hbp	bk	sfa	sha
2014	2.22	1-0	16	1	0	0/1	0	24.1	19	10	6	13	14	5	0	1	106	.218	1	2	0	1	3
2015	2.84	6-3	21	7	0	0/3	3	66.2	63	26	21	15	53	16	1	1	278	.244	3	1	0	2	2
2016	3.50	3-1	9	8	0	0/1	0	43.2	38	21	17	12	34	8	0	0	185	.230	1	4	1	1	3
TOTAL	2.94	10-4	46	16	0	0/5	3	134.2	120	57	44	40	101	29	1	2	569	.235	5	7	1	4	8



**#40 ADAM BAINBRIDGE • Jr. • LHP • 6-3 • 190 • L/L • Sinking Spring, Pa. • Wilson**

**PERSONAL:** Adam Bainbridge is the son of Rich and Lynne Bainbridge ... He has two brothers, Andrew and Matt and one sister, Emily ... Majoring in finance.

**2015:** Team best ERA at 2.39 ... Two saves ... Complete game victory over Marshall ... Fanned career high six vs. Marshall ... Opponents hit .215 ... 4-1 with a 2.57 ERA in C-USA games.

**MISCELLANEOUS**

**2016 Season Highs**

IP (S)	5.0 four times
IP (R)	2.2 vs Florida Atlantic
K	4 at West Virginia
BB	4 vs WKU
NP	83 at West Virginia
H Allowed (S)	9 at West Virginia
H Allowed (R)	3 vs Florida Atlantic
HR Allowed	1 two times
Runs Allowed (S)	5 at Rice
Runs Allowed (R)	2 vs Florida Atlantic
ER Allowed (S)	5 at Rice
ER Allowed (R)	2 vs Florida Atlantic

**2016 Breakdown**

Opp. Avg.	.325
vs. Left	.378
vs. Right	.304
WHIP	1.68
K/IP	17/40.0

**Career Highs**

IP (S)	9.0 vs Marshall (4.19.2015)
IP (R)	2.2 two times
K	6 vs Marshall (4.19.2015)
BB	4 vs WKU (3.18.2016)
NP	111 vs Marshall (4.19.2015)
H Allowed (S)	9 two times
H Allowed (R)	3 three times
HR Allowed	1 three times
Runs Allowed (S)	5 at Rice (3.26.2016)
Runs Allowed (R)	2 four times
ER Allowed (S)	5 at Rice (3.26.2016)
ER Allowed (R)	2 two times

**2016 GAME-BY-GAME STATS**

**2016 ODU Baseball  
Individual Game-by-Game for Old Dominion (as of Apr 18, 2016)**

**#40 Adam Bainbridge - 8 games (All games)**

Date	Opponent	Pos	AB	R	H	RBI	2B	3B	HR	BB	SB	CS	HBP	SAC	SF	GDP	K	PO	A	E	Avg
Feb 21	vs Appalachian State	*p	0	0	0	0	0	0	0	0	0	0	0	0	0	0	0	1	1	0	.000
Mar 06	RUTGERS	*p	0	0	0	0	0	0	0	0	0	0	0	0	0	0	0	0	2	0	.000
Mar 18	WESTERN KENTUCK	*p	0	0	0	0	0	0	0	0	0	0	0	0	0	0	0	0	2	0	.000
Mar 26	at RICE	*p	0	0	0	0	0	0	0	0	0	0	0	0	0	0	0	1	1	0	.000
Mar 30	at Virginia	*p	0	0	0	0	0	0	0	0	0	0	0	0	0	0	0	1	1	0	.000
Apr 03	FLORIDA ATLANTIC	p	0	0	0	0	0	0	0	0	0	0	0	0	0	0	0	0	1	0	.000
Apr 10	at FIU	*p	0	0	0	0	0	0	0	0	0	0	0	0	0	0	0	1	4	0	.000
Apr 17	UTSA	*p	0	0	0	0	0	0	0	0	0	0	0	0	0	0	0	0	2	0	.000
Totals		7gs	0	0	0	0	0	0	0	0	0	0	0	0	0	0	0	4	14	0	.000

On base pct. .000 • Slugging pct. .000

**#40 Adam Bainbridge - 10 appearances (All games)**

Date	Opponent	GS	IP	H	R	ER	BB	SO	2B	3B	HR	WP	BK	HBP	IBB	Score	W-L	Sv	ERA	NP
Feb 21	vs Appalachian State	*	5.0	5	1	1	1	1	1	1	0	0	0	0	0	12-3	1-0	0	1.80	61
Feb 28	DELAWARE	*	4.2	6	2	2	0	0	0	1	1	0	0	2	0	10-4	1-0	0	2.79	60
Mar 06	RUTGERS	*	5.0	5	2	2	1	1	0	0	0	0	1	0	0	2-5	1-0	0	3.07	66
Mar 12	at West Virginia	*	5.0	9	3	2	1	4	3	0	0	0	0	0	0	5-6	1-0	0	3.20	83
Mar 18	WESTERN KENTUCK	*	4.0	7	2	2	4	3	2	0	0	0	0	0	0	4-2	1-0	0	3.42	76
Mar 26	at RICE	*	2.2	5	5	5	2	1	2	0	1	0	0	0	0	2-6	1-1	0	4.78	55
Mar 30	at Virginia	*	2.2	4	2	2	1	2	1	0	0	1	0	0	0	5-4	1-1	0	4.97	43
Apr 03	FLORIDA ATLANTIC	*	2.2	3	2	2	2	0	1	0	0	0	0	0	0	0-11	1-1	0	5.12	32
Apr 10	at FIU	*	5.0	3	0	0	3	3	0	0	0	0	0	0	0	11-1	2-1	0	4.42	77
Apr 17	UTSA	*	3.1	4	4	1	1	2	0	0	0	0	0	0	0	2-7	2-2	0	4.28	56
Totals		9	40.0	51	23	19	16	17	10	1	2	1	0	3	0	53-49	2-2	0	4.28	-

**CAREER STATS**

Year	avg	gp-gs	ab	r	h	2b	3b	hr	rbi	tb	slg%	bb	hbp	so	gdp	ob%	sf	sh	sb-att	po	a	e	fld%
2015	.000	0-0	0	0	0	0	0	0	0	0	.000	0	0	0	0	.000	0	0	0-0	2	9	0	1.000
2016	.000	0-0	0	0	0	0	0	0	0	0	.000	0	0	0	0	.000	0	0	0-0	4	14	0	1.000
TOTAL	.000	0-0	0	0	0	0	0	0	0	0	.000	0	0	0	0	.000	0	0	0-0	6	23	0	1.000

Year	era	w-l	app	gs	cg	sho	sv	ip	h	r	er	bb	so	2b	3b	hr	bf	bavg	wp	hbp	bk	sfa	sha
2014	0.00	0-0	9	0	0	0/0	0	6.1	5	0	0	3	5	0	0	0	27	.208	0	0	0	0	0
2015	2.39	4-1	21	8	1	0/2	2	67.2	52	21	18	14	33	9	1	1	265	.215	3	3	0	1	5
2016	4.28	2-2	10	9	0	0/0	0	40.0	51	23	19	16	17	10	1	2	181	.325	1	3	0	2	3
TOTAL	2.92	6-3	40	17	1	0/2	2	114.0	108	44	37	33	55	19	2	3	473	.255	4	6	0	3	8





**#42 JOEY BENITEZ • Jr. • LHP • 6-1 • 185 • L/L • Crofton, Md. • Archbishop Spalding**

**PERSONAL:** Joseph Benitez is the son of Rick and Lisa Benitez and he has one brother, Nick ... Volunteered his time with Happy Helpers and Sarah's House ... Majoring in psychology ... Battled and defeated papillary thyroid cancer and had surgery to remove his thyroid, plus 24 lymph nodes.

**2015:** 18 appearances ... Eight starts ... Picked up save vs. W&M ... Fanned four in a game vs. Rice and ECU.

**MISCELLANEOUS**

**2016 Season Highs**

IP (S)	5.0 vs VMI
IP (R)	3.0 two times
K	3 two times
BB	3 vs Norfolk State
NP	69 vs Norfolk State
H Allowed (S)	5 vs Norfolk State
H Allowed (R)	4 two times
HR Allowed	1 vs Liberty
Runs Allowed (S)	2 vs Norfolk State
Runs Allowed (R)	3 two times
ER Allowed (S)	2 vs Norfolk State
ER Allowed (R)	3 two times

**2016 Breakdown**

Opp. Avg.	.308
vs. Left	.280
vs. Right	.318
WHIP	1.56
K/IP	13/23.2

**Career Highs**

IP (S)	6.0 vs ECU (4.15.2015)
IP (R)	3.2 at ECU (4.21.2014)
K	4 two times
BB	3 vs NSU (2.23.2016)
NP	86 vs Rice (3.21.2015)
H Allowed (S)	9 vs Rice (3.21.2015)
H Allowed (R)	5 three times
HR Allowed	1 six times
Runs Allowed (S)	6 vs Rice (3.21.2015)
Runs Allowed (R)	5 vs VCU (4.8.2015)
ER Allowed (S)	5 vs Rice (3.21.2015)
ER Allowed (R)	4 times

**2016 GAME-BY-GAME STATS**

**2016 ODU Baseball  
Individual Game-by-Game for Old Dominion (as of Apr 18, 2016)**

**#42 Joey Benitez - 7 games (All games)**

Date	Opponent	Pos	AB	R	H	RBI	2B	3B	HR	BB	SB	CS	HBP	SAC	SF	GDP	K	PO	A	E	Avg	
Feb 23	NORFOLK STATE	*p	0	0	0	0	0	0	0	0	0	0	0	0	0	0	0	0	2	0	.000	
Feb 27	VIRGINIA TECH	p	0	0	0	0	0	0	0	0	0	0	0	0	0	0	0	1	0	0	.000	
Mar 05	RUTGERS-2	p	0	0	0	0	0	0	0	0	0	0	0	0	0	0	0	0	1	0	.000	
Mar 15	PRINCETON	p	0	0	0	0	0	0	0	0	0	0	0	0	0	0	0	0	1	0	.000	
Mar 23	VMI	*p	0	0	0	0	0	0	0	0	0	0	0	0	0	0	0	0	2	0	.000	
Apr 06	WILLIAM & MARY	p	0	0	0	0	0	0	0	0	0	0	0	0	0	0	0	0	2	0	.000	
Apr 17	UTSA	p	0	0	0	0	0	0	0	0	0	0	0	0	0	0	0	0	1	0	.000	
Totals		2gs	0	0	0	0	0	0	0	0	0	0	0	0	0	0	0	0	1	9	0	.000

On base pct. .000 • Slugging pct. .000

**#42 Joey Benitez - 12 appearances (All games)**

Date	Opponent	GS	IP	H	R	ER	BB	SO	2B	3B	HR	WP	BK	HBP	IBB	Score	W-L	Sv	ERA	NP
Feb 23	NORFOLK STATE	*	4.0	5	2	2	3	2	1	0	0	0	0	0	0	5-3	1-0	0	4.50	69
Feb 27	VIRGINIA TECH		2.0	2	3	3	1	3	1	0	0	1	0	1	0	1-22	1-0	0	7.50	33
Mar 1	LIBERTY		1.0	1	1	1	0	1	0	0	1	0	0	1	0	7-6	1-0	0	7.71	18
Mar 05	RUTGERS-2		2.0	4	3	3	1	0	0	0	0	0	0	1	0	7-4	1-0	0	9.00	41
Mar 12	at West Virginia-1		0.2	1	0	0	2	0	0	0	0	0	0	0	0	5-4	1-0	0	8.38	21
Mar 15	PRINCETON		3.0	4	1	1	0	1	0	0	0	1	0	0	0	7-6	1-0	0	7.11	37
Mar 19	WESTERN KENTUCK		1.0	0	0	0	1	0	0	0	0	0	0	0	0	12-8	1-0	0	6.59	9
Mar 23	VMI	*	5.0	4	1	1	0	3	1	0	0	0	0	0	0	6-5	1-0	0	5.30	50
Mar 27	at RICE		0.2	2	0	0	0	0	0	0	0	0	0	0	0	2-8	1-0	0	5.12	6
Apr 02	FLORIDA ATLANTIC		0.1	1	0	0	0	1	1	0	0	0	0	0	0	1-3	1-0	0	5.03	7
Apr 06	WILLIAM & MARY		1.0	2	0	0	0	0	0	0	0	0	0	0	0	7-1	1-0	0	4.79	18
Apr 17	UTSA		3.0	2	0	0	1	2	0	0	0	0	0	0	0	2-7	1-0	0	4.18	29
Totals		2	23.2	28	11	11	9	13	4	0	1	2	0	3	0	62-77	1-0	0	4.18	-

**CAREER STATS**

Year	avg	gp-gs	ab	r	h	2b	3b	hr	rbi	tb	slg%	bb	hbp	so	gdp	ob%	sf	sh	sb-att	po	a	e	fld%
2014	.000	0-0	0	0	0	0	0	0	0	0	.000	0	0	0	0	.000	0	0	0-0	0	3	0	1.000
2015	.000	0-0	0	0	0	0	0	0	0	0	.000	0	0	0	0	.000	0	0	0-0	1	8	0	1.000
2016	.000	0-0	0	0	0	0	0	0	0	0	.000	0	0	0	0	.000	0	0	0-0	1	9	0	1.000
TOTAL	.000	0-0	0	0	0	0	0	0	0	0	.000	0	0	0	0	.000	0	0	0-0	2	20	0	1.000

Year	era	w-l	app	gs	cq	sho	sv	ip	h	r	er	bb	so	2b	3b	hr	bf	bavg	wp	hbp	bk	sfa	sha
2014	3.00	1-1	10	0	0	0/0	0	12.0	12	5	4	4	7	3	0	1	50	.267	2	0	0	0	1
2015	5.54	1-2	18	8	0	0/1	1	50.1	75	34	31	11	27	9	2	4	233	.357	1	4	0	4	4
2016	4.18	1-0	12	2	0	0/0	0	23.2	28	11	11	9	13	4	0	1	105	.308	2	3	0	0	2
TOTAL	4.81	3-3	40	10	0	0/1	1	86.0	115	50	46	24	47	16	2	6	388	.332	5	7	0	4	7

**#29 EVAN BAER • Fr. • INF • 6-1 • 200 • R/R • Virginia Beach, Va. • Princess Anne**

- Member of the Princess Anne High School baseball team that won the 2015 Conference Championship and advanced to the Regional Tournament quarterfinals, marking the first regional appearance for Princess Anne in 10 years
- Recorded a batting average of .410 as a senior
- Named First Team All-Atlantic Conference, Second Team All-Tidewater and Co-Conference Player of the year over his career.

**#37 NEIL RING • Fr. • C • 5-10 • 195 • R/R • Appomattox, Va. • Blair Academy**

- Named All-Prep A and All-MAPL in 2015
- Helped lead the team to a New Jersey State Prep A Championship two times (2014 & 2015)
- Played in the Triple Crown Richmond All-Star game in 2014
- Batted .400 as a senior
- Also played football at Blair Academy and was named All-Prep in 2014

**#43 ISAIAH NELSON • Fr. • LHP • 5-11 • 170 • L/L • Norfolk, Va. • Norfolk Academy**

- Named First Team All-TCIS in 2013
- Also earned First Team All-TCIS and First Team All-State honors in 2014
- Helped lead Norfolk Academy to a TCIS Championship in 2014

**#44 DREW MOYER • Fr. • RHP • 6-6 • 200 • R/R • Newport News, Va. • Woodside**

- Member of the Woodside High School baseball team that made an appearance in the 2015 Regional Tournament
- Went 8-2 overall with a 1.9 ERA in 2015
- Named First Team 6A All-Region as a junior and senior
- Also earned First Team All-TCIS as a sophomore and junior and Second Team All-TCIS as an eighth grader playing on varsity at Hampton Roads Academy.

**#45 JACK JETT • Fr. • RHP • 6-4 • 205 • R/R • Reedville, Va. • Northumberland**

- Starting pitcher on the 2014 State Champion Northumberland High School baseball team
- Went 8-2 on the mound with a 2.8 ERA and recorded a .546 batting average to earn First Team All-Conference, Region, and State at second base
- Named to the All-Conference, All-Region and All-State team as a designated hitter as a senior
- All-Academic team all four years of high school and was a member of the Beta Club and the Peer Leaders Association

### 2016 STARTS BY POSITION/BATTING ORDER

Player	GS	Position											Batting Order								
		p	c	1b	2b	3b	ss	lf	cf	rf	of	dh	1st	2nd	3rd	4th	5th	6th	7th	8th	9th
Nick Walker	36	.	.	.	.	.	.	.	.	36	.	.	7	12	17	.	.	.	.	.	.
Connor Myers	36	.	.	.	.	.	.	.	35	.	.	1	29	.	.	7	.	.	.	.	.
Zach Rutherford	36	.	.	.	.	.	36	.	.	.	.	.	.	24	12	.	.	.	.	.	.
Jason McMurray	36	.	.	.	36	.	.	.	.	.	.	.	.	.	.	5	2	22	6	.	1
Nick Lustrino	34	.	.	.	.	34	.	.	.	.	.	.	.	.	.	.	.	1	26	6	1
Kurt Sinnen	31	.	14	11	.	.	.	.	.	.	.	6	.	.	7	.	21	3	.	.	
Grey Finwood	23	.	.	23	.	.	.	.	.	.	.	.	.	.	.	.	.	.	.	19	4
Justin Hayes	23	.	.	.	.	.	.	22	1	.	.	.	.	.	.	.	.	.	.	.	23
Kyle Beam	22	.	16	.	.	.	.	.	.	.	.	6	.	.	.	14	3	3	1	1	.
Turner Bishop	21	.	.	.	.	.	.	8	.	.	.	13	.	.	.	4	7	2	1	6	1
Adam Bainbridge	9	9	.	.	.	.	.	.	.	.	.	.	.	.	.	.	.	.	.	.	.
Will Morgan	9	.	.	.	.	.	.	6	.	.	.	3	.	.	.	.	.	1	.	2	6
Chris Livers	9	.	6	.	.	.	.	.	.	.	.	3	.	.	.	3	3	2	1	.	.
Sam Sinnen	8	8	.	.	.	.	.	.	.	.	.	.	.	.	.	.	.	.	.	.	.
Seth Woodard	8	.	.	2	.	2	.	.	.	.	.	4	.	.	.	3	.	2	1	2	.
Victor Diaz	8	8	.	.	.	.	.	.	.	.	.	.	.	.	.	.	.	.	.	.	.
Brett Smith	4	4	.	.	.	.	.	.	.	.	.	.	.	.	.	.	.	.	.	.	.
Jake Josephs	3	3	.	.	.	.	.	.	.	.	.	.	.	.	.	.	.	.	.	.	.
Joey Benitez	2	2	.	.	.	.	.	.	.	.	.	.	.	.	.	.	.	.	.	.	.
Nick Hartman	2	2	.	.	.	.	.	.	.	.	.	.	.	.	.	.	.	.	.	.	.

#### TEAM W-L RECORD WHEN STARTER

PITCHER:		
Adam Bainbridge	9	(5-4)
Victor Diaz	8	(5-3)
Sam Sinnen	8	(5-3)
Brett Smith	4	(3-1)
Jake Josephs	3	(2-1)
Nick Hartman	2	(2-0)
Joey Benitez	2	(2-0)
CATCHER:		
Kyle Beam	16	(8-8)
Kurt Sinnen	14	(11-3)
Chris Livers	6	(5-1)
FIRST BASE:		
Grey Finwood	23	(14-9)
Kurt Sinnen	11	(8-3)
Seth Woodard	2	(2-0)
SECOND BASE:		
Jason McMurray	36	(24-12)
THIRD BASE:		
Nick Lustrino	34	(24-10)
Seth Woodard	2	(0-2)
SHORTSTOP:		
Zach Rutherford	36	(24-12)
LEFT FIELD:		
Justin Hayes	22	(17-5)
Turner Bishop	8	(4-4)
Will Morgan	6	(3-3)
CENTER FIELD:		
Connor Myers	35	(23-12)
Justin Hayes	1	(1-0)
RIGHT FIELD:		
Nick Walker	36	(24-12)
DESIGNATED HITTER:		
Turner Bishop	13	(10-3)
Kurt Sinnen	6	(4-2)
Kyle Beam	6	(4-2)
Seth Woodard	4	(1-3)
Will Morgan	3	(2-1)
Chris Livers	3	(2-1)
Connor Myers	1	(1-0)

#### TEAM W-L RECORD BY ORDER

LEADOFF:		
Connor Myers	29	(19-10)
Nick Walker	7	(5-2)
2ND SPOT:		
Zach Rutherford	24	(14-10)
Nick Walker	12	(10-2)
3RD SPOT:		
Nick Walker	17	(9-8)
Zach Rutherford	12	(10-2)
Kurt Sinnen	7	(5-2)
CLEANUP:		
Kyle Beam	14	(9-5)
Connor Myers	7	(5-2)
Jason McMurray	5	(4-1)
Turner Bishop	4	(2-2)
Seth Woodard	3	(1-2)
Chris Livers	3	(3-0)
5TH SPOT:		
Kurt Sinnen	21	(15-6)
Turner Bishop	7	(6-1)
Kyle Beam	3	(2-1)
Chris Livers	3	(1-2)
Jason McMurray	2	(0-2)
6TH SPOT:		
Jason McMurray	22	(17-5)
Kurt Sinnen	3	(3-0)
Kyle Beam	3	(1-2)
Turner Bishop	2	(1-1)
Seth Woodard	2	(0-2)
Chris Livers	2	(2-0)
Nick Lustrino	1	(0-1)
Will Morgan	1	(0-1)
7TH SPOT:		
Nick Lustrino	26	(19-7)
Jason McMurray	6	(3-3)
Turner Bishop	1	(1-0)
Chris Livers	1	(1-0)
Seth Woodard	1	(0-1)
Kyle Beam	1	(0-1)
8TH SPOT:		
Grey Finwood	19	(12-7)
Nick Lustrino	6	(5-1)
Turner Bishop	6	(3-3)
Seth Woodard	2	(2-0)
Will Morgan	2	(2-0)
Kyle Beam	1	(0-1)
9TH SPOT:		
Justin Hayes	23	(18-5)
Will Morgan	6	(3-3)
Grey Finwood	4	(2-2)
Jason McMurray	1	(0-1)
Turner Bishop	1	(1-0)
Nick Lustrino	1	(0-1)



**2016 ODU Baseball**  
**Overall Statistics for Old Dominion (as of Apr 18, 2016)**  
**(All games Sorted by Fielding pct)**

Player	c	po	a	e	fld%	dp	sba	csb	sba%	pb	ci
Chris Livers	73	68	5	0	1.000	1	5	1	.833	2	0
Adam Bainbridge	18	4	14	0	1.000	2	1	1	.500	0	0
Seth Woodard	14	10	4	0	1.000	0	0	0	---	0	0
Sam Sinnen	11	4	7	0	1.000	0	4	0	1.000	0	0
Joey Benitez	10	1	9	0	1.000	0	2	3	.400	0	0
Turner Bishop	9	9	0	0	1.000	0	0	0	---	0	0
Brett Smith	7	2	5	0	1.000	1	2	0	1.000	0	0
Victor Diaz	6	2	4	0	1.000	0	1	3	.250	0	0
Grayson Bailey	5	0	5	0	1.000	0	3	1	.750	0	0
Jake Josephs	5	3	2	0	1.000	0	2	0	1.000	0	0
Thomas Busbice	3	1	2	0	1.000	0	1	0	1.000	0	0
Nick Walker	91	87	3	1	.989	1	0	0	---	0	0
Grey Finwood	230	214	13	3	.987	21	0	0	---	0	0
Kurt Sinnen	201	185	13	3	.985	9	14	4	.778	4	1
Jason McMurray	183	92	88	3	.984	26	0	0	---	0	0
Kyle Beam	82	65	15	2	.976	1	7	4	.636	1	1
Connor Myers	103	96	3	4	.961	1	0	0	---	0	0
Zach Rutherford	196	51	136	9	.954	20	0	0	---	0	0
Justin Hayes	37	32	3	2	.946	0	0	0	---	0	0
Darius Gillus	15	13	1	1	.933	0	0	0	---	0	0
Nick Lustrino	85	20	59	6	.929	7	0	0	---	0	0
Will Morgan	13	11	0	2	.846	0	0	0	---	0	0
Bryce Windham	6	0	5	1	.833	0	0	0	---	0	0
Culver Lamb	10	2	5	3	.700	0	0	2	.000	0	0
Morgan Maguire	6	0	4	2	.667	0	2	1	.667	0	0
Nick Hartman	3	1	1	1	.667	0	6	1	.857	0	0
Nate Matheson	1	0	0	1	.000	0	2	0	1.000	0	0
Cory Alexander	0	0	0	0	.000	0	0	0	---	0	0
Drew Moyer	0	0	0	0	.000	0	0	0	---	0	0
Totals	1423	973	406	44	.969	33	26	12	.684	7	2
Opponents	1355	943	348	64	.953	23	60	16	.789	5	1

**2016 ODU Baseball**  
**Conference statistics for Old Dominion (as of Apr 18, 2016)**  
**(C-USA games only Sorted by Batting avg)**

Record: 7-8 Home: 4-5 Away: 3-3 C-USA: 7-8

Player	avg	gp-gs	ab	r	h	2b	3b	hr	rbi	tb	slg%	bb	hp	so	gdp	ob%	sf	sh	sb-att	po	a	e	fld%
Darius Gillus	.500	4-0	2	0	1	0	0	0	1	1	.500	0	0	1	0	.500	0	0	0-0	2	0	1	.667
Will Morgan	.417	7-3	12	1	5	2	0	0	1	7	.583	2	0	2	0	.500	0	0	1-1	2	0	1	.667
Kurt Sinnen	.348	15-13	46	4	16	4	1	0	11	22	.478	8	1	4	2	.446	1	1	1-1	80	7	1	.989
Connor Myers	.323	15-15	62	9	20	3	0	1	13	26	.419	3	1	14	1	.353	2	1	5-5	38	2	3	.930
Zach Rutherford	.300	15-15	60	10	18	2	1	1	10	25	.417	3	2	11	0	.348	1	3	2-3	17	60	3	.963
Turner Bishop	.297	13-9	37	6	11	0	0	1	4	14	.378	1	0	13	0	.316	0	0	0-0	6	0	0	1.000
Justin Hayes	.270	14-11	37	8	10	3	0	0	3	13	.351	4	0	9	0	.341	0	1	3-4	17	2	1	.950
Jason McMurray	.259	15-15	54	6	14	2	0	0	7	16	.296	5	1	12	0	.333	0	2	1-2	45	30	1	.987
Nick Walker	.224	15-15	58	15	13	1	0	0	4	14	.241	6	2	9	0	.309	2	0	8-9	35	1	0	1.000
Chris Livers	.217	9-5	23	2	5	1	0	0	1	6	.261	0	0	2	0	.217	0	0	1-1	33	2	0	1.000
Grey Finwood	.182	12-8	22	2	4	0	0	0	1	4	.182	0	0	8	0	.182	0	2	0-0	72	3	1	.987
Nick Lustrino	.160	15-14	50	5	8	0	0	0	2	8	.160	6	1	4	1	.263	0	2	0-0	7	31	1	.974
Seth Woodard	.143	3-3	7	1	1	0	1	0	1	3	.429	0	2	4	0	.333	0	0	0-0	0	1	0	1.000
Kyle Beam	.080	11-9	25	4	2	2	0	0	4	4	.160	5	2	9	2	.273	1	0	0-0	29	6	2	.946
Cory Alexander	.000	2-0	0	2	0	0	0	0	0	0	.000	0	0	0	0	.000	0	0	0-0	0	0	0	.000
Bryce Windham	.000	7-0	0	2	0	0	0	0	0	0	.000	0	0	0	0	.000	0	0	1-1	0	0	0	.000
Totals	.259	15	495	77	128	20	3	3	63	163	.329	43	12	102	6	.329	7	12	23-27	390	172	16	.972
Opponents	.312	15	497	80	155	24	3	6	71	203	.408	47	6	81	11	.372	9	21	7-12	387	150	22	.961

LOB - Team (106), Opp (111). DPs turned - Team (15), Opp (10). CI - Team (1), BEAM, K 1, Opp (1).

**(C-USA games only Sorted by Earned run avg)**

Player	era	w-l	app	gs	cg	sho	sv	ip	h	r	er	bb	so	2b	3b	hr	b/avg	wp	hp	bks	sfa	sha
Joey Benitez	0.00	0-0	4	0	0	0/0	0	5.0	5	0	0	2	3	1	0	0	.313	0	0	0	0	1
Grayson Bailey	0.90	1-0	6	0	0	0/0	1	10.0	5	2	1	3	8	1	0	0	.167	4	0	0	1	3
Victor Diaz	2.86	1-2	4	4	0	0/0	0	22.0	31	7	7	3	5	2	1	1	.352	1	0	2	0	3
Nick Hartman	3.24	0-1	5	1	0	0/0	1	8.1	9	5	3	4	12	1	0	0	.273	3	0	0	1	1
Jake Josephs	3.68	1-0	8	0	0	0/0	0	7.1	8	3	3	2	2	0	1	1	.286	0	0	0	1	0
Morgan Maguire	3.86	1-0	6	0	0	0/0	1	9.1	8	4	4	2	9	4	0	1	.235	1	0	0	1	1
Adam Bainbridge	5.09	1-2	5	4	0	0/0	0	17.2	22	13	10	12	9	5	0	1	.328	0	0	0	1	3
Brett Smith	5.27	0-1	6	2	0	0/0	1	13.2	15	8	8	5	4	1	1	2	.313	0	1	0	2	4
Sam Sinnen	6.04	2-1	5	4	0	0/0	0	22.1	26	17	15	7	20	3	0	0	.292	0	2	0	1	2
Culver Lamb	10.61	0-1	8	0	0	0/0	0	9.1	16	14	11	5	6	4	0	0	.381	1	3	0	0	1
Thomas Busbice	12.60	0-0	5	0	0	0/0	0	5.0	10	7	7	2	3	2	0	0	.455	0	0	0	1	2
Totals	4.71	7-8	15	15	0	0/0	4	130.0	155	80	68	47	81	24	3	6	.312	10	6	2	9	21
Opponents	3.98	8-7	15	15	2	2/1	4	129.0	128	77	57	43	102	20	3	3	.259	13	12	0	7	12

PB - Team (3), BEAM, K 1, LIVERS, C 1, SINNEN, K 1, Opp (2). Pickoffs - Team (4), BAINBRIDGE,A 2, SINNEN, S 1, JOSEPHS, J 1. SBA/ATT - BEAM, K (3-5), SINNEN, K (3-4), DIAZ, V (1-3), LIVERS, C (1-2), SINNEN, S (2-2), BAINBRIDGE,A (1-2), LAMB, C (0-1), HARTMAN, N (1-1), BENITEZ, J (0-1), BUSBICE, T (1-1), BAILEY, G (1-1).

**2016 ODU Baseball**  
**Conference statistics for Old Dominion (as of Apr 18, 2016)**  
**(C-USA games only Sorted by Fielding pct)**

Player	c	po	a	e	fld%	dp	sba	csb	sba%	pb	ci
Nick Walker	36	35	1	0	1.000	0	0	0	---	0	0
Chris Livers	35	33	2	0	1.000	1	1	1	.500	1	0
Adam Bainbridge	12	2	10	0	1.000	1	1	1	.500	0	0
Turner Bishop	6	6	0	0	1.000	0	0	0	---	0	0
Sam Sinnen	4	2	2	0	1.000	0	2	0	1.000	0	0
Victor Diaz	4	2	2	0	1.000	0	1	2	.333	0	0
Grayson Bailey	3	0	3	0	1.000	0	1	0	1.000	0	0
Morgan Maguire	3	0	3	0	1.000	0	0	0	---	0	0
Jake Josephs	2	0	2	0	1.000	0	0	0	---	0	0
Thomas Busbice	1	0	1	0	1.000	0	1	0	1.000	0	0
Seth Woodard	1	0	1	0	1.000	0	0	0	---	0	0
Brett Smith	1	0	1	0	1.000	0	0	0	---	0	0
Joey Benitez	1	0	1	0	1.000	0	0	1	.000	0	0
Kurt Sinnen	88	80	7	1	.989	7	3	1	.750	1	0
Jason McMurray	76	45	30	1	.987	11	0	0	---	0	0
Grey Finwood	76	72	3	1	.987	6	0	0	---	0	0
Nick Lustrino	39	7	31	1	.974	3	0	0	---	0	0
Zach Rutherford	80	17	60	3	.963	9	0	0	---	0	0
Justin Hayes	20	17	2	1	.950	0	0	0	---	0	0
Kyle Beam	37	29	6	2	.946	1	3	2	.600	1	1
Connor Myers	43	38	2	3	.930	1	0	0	---	0	0
Culver Lamb	4	1	2	1	.750	0	0	1	.000	0	0
Darius Gillus	3	2	0	1	.667	0	0	0	---	0	0
Will Morgan	3	2	0	1	.667	0	0	0	---	0	0
Bryce Windham	0	0	0	0	.000	0	0	0	---	0	0
Nick Hartman	0	0	0	0	.000	0	1	0	1.000	0	0
Cory Alexander	0	0	0	0	.000	0	0	0	---	0	0
Totals	578	390	172	16	.972	15	7	5	.583	3	1
Opponents	559	387	150	22	.961	10	23	4	.852	2	1