



Lady Monarchs

BASKETBALL NOTES

North Carolina Central (0-9) at Old Dominion (5-1)
Game #7 - Friday, December 7, 2012 • 11:00 a.m.
Norfolk, Va. - Ted Constant Convocation Center (8,600)



PROBABLE STARTERS

No.	Name	Pos.	Cl.	Ht.	PPG	RPG	Notes
1	Shae Kelley	F	So.	6-3	11.8	8.5	Career-high 21 points vs. #10/11 Cal on Nov. 30
11	Ashley Betz-White	G	So.	5-4	5.0	2.5	Scored game-high 17 points vs. VCU
12	Myeisha Hall	G	So.	5-8	5.5	3.5	Had 10 pts and 5 rebounds at half vs. VCU
14	Jackie Cook	G	Sr.	6-0	17.0	7.3	Double-digit scorer in 5 of 6 games this season
53	Shakeva Richards	F	Jr.	6-2	2.8	2.7	Career-high three assists against VCU

OFF THE BENCH

No.	Name	Pos.	Cl.	Ht.	PPG	RPG	Notes
0	Stephanie Gardner	G	So.	5-7	--	--	Transfer from Miami (FL) - eligible Dec. 19
2	Michelle Brandao	G	Jr.	5-10	--	--	Eligible to play on Jan. 2 vs. Pittsburgh
3	Mairi Buchan	C	R-Sr.	6-2	8.0	2.2	Scored career-high 23 points vs. Dartmouth
4	Becca Allison	G	R-Jr.	5-8	2.8	2.7	Eight rebounds at VT was a career high
5	Galashia Goodhope	G	Fr.	5-5	4.5	1.7	Leads team with 17 assists (6 vs. Dartmouth)
20	Brittany Martin	C	Fr.	6-3	0.0	0.5	Two rebounds in 5 minutes vs. USCU
24	LaQuanda Younger	G	Fr.	5-10	1.2	0.2	First career basket at UMES; scored 5 pts
32	Tiffany Minor	F	So.	5-11	5.8	3.2	Tied career-high with 10 pts vs. Dartmouth
50	Queen Tiye Jackson	F	So.	6-0	0.0	0.0	Saw first action of the season at UMES

QUICK BITES

- Friday's meeting is the first ever between North Carolina Central and ODU.
- ODU has started 5-1 on the season for the first time since the 1999-00 season.
- Redshirt senior Mairi Buchan scored a career-high 23 points in Sunday's 73-59 victory over Dartmouth. It was the 100th career game in an ODU uniform for Buchan.
- Old Dominion is ranked in the top-20 nationally out of 343 teams in the following categories: #15 in three-point FG defense (21.1%), #17 in scoring defense (50.0 ppg) and #20 in turnover margin (7.33).
- The Lady Monarchs have forced 147 turnovers in six games this year (24.5 ppg).

MEDIA COVERAGE

Radio

Network: ESPN Radio 94.1
Play by Play: Tony Mercurio
Color: Susan Montgomery

Internet

Live Stats: ODUSports.com
Live Video: ODUSports.com
Live Audio: ODUSports.com



FOLLOW THE LADY MONARCHS ON SOCIAL MEDIA



#ODUWBB
#ODUSports

@ODUWBB



/LadyMonarchsWBB

2012-13 SCHEDULE/RESULTS

NOVEMBER (4-1)

9	at Virginia Tech	W, 55-35
13	USC Upstate	W, 77-46
17	VCU	W, 74-51
20	at Maryland Eastern Shore	W, 62-46
30	#10/11 California (Cox 11)	L, 47-63

DECEMBER (1-0)

2	Dartmouth	W, 73-59
7	North Carolina Central	11 a.m.
19	at UNLV [^]	8:30 p.m.
20	vs. Kansas State/Texas A&M [^]	TBA
21	vs. TBA [^]	TBA
29	South Carolina State	4 p.m.

JANUARY

2	Pittsburgh	3 p.m.
6	at Georgia State *	2 p.m.
10	Towson *	7 p.m.
13	Delaware *	2 p.m.
17	at UNC Wilmington *	7 p.m.
20	at Hofstra *	2 p.m.
24	Georgia State *	7 p.m.
27	at William & Mary *	2 p.m.
31	Drexel *	7 p.m.

FEBRUARY

3	UNC Wilmington * (CSN)	3 p.m.
5	at George Mason *	7 p.m.
10	at Drexel * (CSN)	4:30 p.m.
12	James Madison *	7 p.m.
14	at Delaware *	7 p.m.
17	Northeastern *	2 p.m.
21	William & Mary *	7 p.m.
24	Hofstra *	2 p.m.
28	at James Madison *	7 p.m.

MARCH

3	at Northeastern *	2 p.m.
---	-------------------	--------

All times eastern and subject to change.

[^] World Vision Classic at UNLV in Las Vegas, Nev.

* CAA Contest

Bold Indicates Home Game

All rankings (AP/ESPN USA Today) are at time of game

25 NCAA APPEARANCES. 3 NATIONAL TITLES. 945 PROGRAM WINS. THIRD MOST WINS IN NCAA HISTORY. ODU.

ODU QUICK FACTS**GENERAL**

Name of School:	Old Dominion University
City, Zip:	Norfolk, Va. 23529-0201
Founded:	1930 (as the Norfolk Division of the College of William & Mary)
Enrollment:	24,466
Nickname:	Lady Monarchs
School Colors:	Slate Blue, Sky Blue, & Silver
Arena Name:	Ted Constant Convocation Center
Capacity:	8,600
Affiliation:	NCAA Division I
Conference:	Colonial Athletic Association
President:	John R. Broderick (Northeastern)
Athletic Director:	Dr. Camden Wood Selig (Washington & Lee)
Office Phone:	(757) 683-3369
Athletic Dept. Phone:	(757) 683-3375
Athletic Ticket Office:	(757) 683-4444

HISTORY

First Year of Basketball:	1969-70
Overall All-Time Record:	940-346 (.731)/43rd yr.
NCAA Appearances/Last:	25/2008

COACHING STAFF

Head Coach:	Karen Barefoot (Christopher Newport, '95)
Record at ODU:	11-21 (One Season)
Overall Record:	221-164/14 Seasons
Assistant Coach:	Amaka Agugua (Hofstra, '05)
Assistant Coach:	Tom McConnell (Park Point College, '84)
Assistant Coach:	Richard Fortune (Virginia State, '88)
Dir. of Basketball Ops:	Adrienne Goodson (Old Dominion, '89)
Video Coordinator:	Pam Huntley (Old Dominion, '93)
Office Phone:	757-683-3401

TEAM INFORMATION

2011-12 Record:	11-21
2011-12 Conference Record:	7-11/8th
2011-12 Post Season:	None
Final AP Ranking:	N/A
Final ESPN/USA Today Ranking:	N/A
Letterwinners Returning/Lost:	7/2
Starters Retuning/Lost:	3/2
Newcomers:	6

ATHLETIC COMMUNICATIONS

Ben Waring in the Athletic Communications office at Old Dominion University is the media contact for the Lady Monarch Basketball program. He can be reached in his office at (757) 683-5581 or by email at bwaring@odu.edu.

INTERVIEW/MEDIA REQUESTS

Requests to interview coach Karen Barefoot or any members of the Lady Monarch basketball team on non-gamedays should be made at least 24 hours in advance to Ben Waring. Requests will be met based on the practice and class schedule of the team.

CREDENTIAL/PRESS ROW/WIRELESS ACCESS REQUESTS

All requests for credentials, a press row seat and a wireless access code at ODU home games at the Ted Constant Convocation Center should be directed to Ben Waring at least 24 hours before each contest.

POSTGAME PROCEDURES

At home, Coach Barefoot meets with the team after each game before going on ESPN 94.1 FM for a radio interview. She will then be available for interviews at the postgame press conference along with selected players following the visiting team's postgame press conference. On the road, Coach Barefoot immediately gets on radio interviews with ESPN 94.1 FM and is then ready for any interview requests that should be passed on to Ben Waring.

ON THE RADIO

Old Dominion women's basketball games are aired on ESPN Radio 94.1 FM, a 40,000 watt station with a signal strength that stretches to the Northern Neck and Eastern Shore, west to Richmond and south to northeastern North Carolina. In addition, selected games will be simulcast on WGAI AM 560 in Elizabeth City, increasing the coverage area to the Outer Banks of North Carolina. Fifteen-time sportscaster of the Year Tony Mercurio will call all the action. Former assistant coach Susan Montgomery will join Mercurio and add color commentary at all home games at the Ted Constant Convocation Center.

ON TV/MONARCH MEDIA

This year, the Lady Monarchs will be televised at least three times. The current TV schedule for the 2012-13 season is as follows:

<i>Fri. Nov. 30</i>	<i>California</i>	<i>CSN/Cox 11</i>
<i>Sun. Feb. 3</i>	<i>UNC Wilmington</i>	<i>CSN/CSS</i>
<i>Sun. Feb. 10</i>	<i>at Drexel</i>	<i>CSN/CSS</i>

CSN - Comcast SportsNet

CSS - Charter Sports Southeast

All fans can now watch and listen to the Lady Monarchs over the internet with CSTV's Monarch Media Pass. Audio of all of Old Dominion's contests both home and away are available over the internet, while all home games will be videostreamed live from the Constant Center. Fans can enjoy both for a monthly fee of \$8.99 or \$60 for the entire 2012-13 athletic season.

ON THE INTERNET

The official Old Dominion athletics website at www.odusports.com carries the most up-to-date information on the Lady Monarchs. Bios, game stories, stats, and box scores can be found along with game notes the morning of the scheduled contest. Live play-by-play can also be followed on-line with Gametracker for all Lady Monarch home games at the Ted Constant Convocation Center and select road games.

KAREN BAREFOOT SHOW

Karen Barefoot will join host Doug Ripley live at the Y NOT Pizza in the Village on ESPN Radio 94.1 FM, home of Lady Monarchs basketball, throughout the season to review the previous week's games and give insight into the upcoming Lady Monarchs matchups. Fans can call into the live show at 757-687-9494.

Wed. Nov. 14 - 6 p.m.

Tues. Nov. 27 - 6 p.m.

Wed. Dec. 5 - 6 p.m.

Tues. Dec. 11 - 6 p.m.

*Mon. Dec. 17 - 7 p.m.**

Tues. Jan. 8 - 6 p.m.

Tues. Jan. 15 - 6 p.m.

Tues. Jan. 22 - 6 p.m.

Tues. Jan. 29 - 6 p.m.

Wed. Feb. 6 - 6 p.m.

Tues. Feb. 19 - 6 p.m.

Tues. Feb. 26 - 6 p.m.

* Pre-recorded



OLD DOMINION HEAD COACH KAREN BAREFOOT



In her 17-year coaching career, Karen Barefoot has been a part of 14 winning seasons and an overall coaching record of 298-187. She is a proven winner that has made history in resurrecting programs, winning championships and producing success in the classroom and in the community. She became one of the youngest head coaches at the age of 22 and her passion for the game of basketball is contagious.

In just 14 years as a head coach, Karen Barefoot has compiled 11 winning seasons and has won two National Coach of the Year awards.

Just as she expects out of her players, Barefoot is an extremely active member of the community, being involved in the Lady Monarchs Hoops for the Cure, Susan G. Komen Race for the Cure, Coaches vs. Cancer, visiting countless schools and starting the first ever ODU "Education Day" game, just to name a few.

She is also seen in the community as one of the top speakers in the Hampton Roads area, speaking for organizations, An Achievable Dream, school graduations and heavily involved in the Lady Monarchs annual golf tournament, which raised more than \$45,000 this year.

In her first season at Old Dominion, Barefoot raised the bar in the community, as the Lady Monarchs did more than 10 activities this season. On the court, Barefoot guided Ashley Betz-White to CAA Rookie of the Year honors and helped Betz-White and Myeisha Hall earn All-Rookie honors. Senior Tia Lewis was named to the All-CAA squad, All State and earned a tryout with the WNBA's Washington Mystics while Mairi Buchan was named First-Team All-Academic and CoSIDA First-Team All-Academic.

Barefoot has already made her presence known on the recruiting trail at Old Dominion, as she signed the Virginian-Pilot Player of the Year, Galaisha Goodhope, and the Peninsula District and Daily Press Player of the Year, LaQuanda Younger. Also in the fray for the 2012-13 season will be Miami, (Fla.) transfer Stephanie Gardner, who in 2010-11, helped the Hurricanes to their first Atlantic Coast Conference (ACC) regular-season championship as well as junior college All-American Shae Kelley and earned a Ms. Colorado Basketball honor coming out of high school. The Lady Monarchs have brought in a top-45 nationally ranked recruiting class and the No. 1 class in the CAA for the 2012-13 season.

Barefoot, who hails from Newport News, Va. (Menchville High School), has a career head coaching record of 221-164, resulting in 11 winning seasons. Aside from Elon, Barefoot has also held the head coaching position at Division II Lenoir Rhyne University and at the Apprentice School.

Barefoot helped Elon reach new heights in 2010-11, as the Phoenix finished the season with a 20-13 record - the program's best season at the Division I level and only the fifth team in program history to reach the 20-win plateau. The Phoenix 11 home victories marked the most home wins in a single season in the Division I era, while the team's postseason appearance in the Women's Basketball Invitational was the first since joining Division I. Elon recorded its 20th win of the season in the WBI. Barefoot also led Elon to 12 victories in SoCon play, doubling their 2009-10 total and tying the 2003-04 squad for the most SoCon wins in a season.

Prior to coming to Elon, Barefoot was an assistant coach at Old Dominion, where the team compiled a 77-23 record, won three CAA Championships, and was a perennial top-25 program. In 2007-08, ODU advanced to the Sweet 16 of the NCAA Tournament, defeating 12th-seeded Liberty University and fourth-seeded Virginia, which to this day is one of the most memorable games in the history of the Ted Constant Convocation Center. The Lady Monarchs completed 2007-08 with a 31-5 record. Along with its 17th consecutive Colonial Athletic Association crown, ODU earned a ranking as high as 11th in the nation.

Barefoot originally came to Old Dominion after serving as the head coach at Division II Lenoir-Rhyne from 2001-2005. While at the NCAA Division II school, Barefoot captured the first South Atlantic Conference regular season title in school history in 2003-04 en route to claiming league Coach of the Year honors. Under her leadership, the team also grabbed the first SAC tournament championship in school history in 2002-03. That year, the team finished the season ranked eighth in the region following its first-ever trip to the NCAA Division II National Tournament. In her first year at Lenoir-Rhyne, she led the program to its best record in 15 years, going 19-9 Barefoot coached Lenoir-Rhyne's first NCAA First Team All-American, South Atlantic Player of the Year and SAC Tournament Most Valuable Player. Additionally, under her guidance the Bears had four student-athletes earn All-SAC honors and 13 student-athletes named to the SAC Commissioner's honor roll.

Prior to her stint at Lenoir-Rhyne, Barefoot spent six winning seasons at the Apprentice School after helping to initiate and develop the first-ever female athletic program in the 75-year history of the school. She started the program at the age of 22, becoming the youngest head coach in the country. A two-time NSCAA National Coach of the Year (1999 & 2001), she compiled a 102-41 mark and captured the 2001 NSCAA National Championship. Barefoot was also given the Peninsula Sports Club Special Achievement Award for winning a national championship. Under Barefoot, the Builders had seven NSCAA All-Americans and four Academic All-Americans. All-Americans Keisha Joseph and Taffey Thomas both played professionally in Finland.

As a former student-athlete at Christopher Newport, Barefoot still holds the recognition of being the first player in NCAA history, male or female, to score over 2,000 points and accumulate 1,000 assists during her career. Barefoot was the only player to achieve this height until Gonzaga's Courtney Vandersloot (who now plays for WNBA's Chicago Sky) accomplished the feat on March 21, 2011. For four consecutive seasons, Barefoot led the nation in assists and is CNU's all-time leader in assists and steals, while ranking second in scoring. She is the only player in any division to lead a statistical category all four years. She was a four-time team MVP and team captain and was also the Peninsula Sports Club's Female Athlete of the Year four-straight years. Barefoot was also invited to the free-agent camp with the Utah Stars in their inaugural season.

A three-time Kodak/WBCA All-American, she has been inducted into the USA South Hall of Fame, the CNU Athletic Hall of Fame and had her college jersey (No. 10) retired. Barefoot was just recently honored during CNU's 50th anniversary celebration as one of the school's Top 50 Most Distinguished Alumni.

Barefoot Year-by-Year Head Coaching Record

Year	Overall
Apprentice School	
1995-96	12-2
1996-97	13-12
1997-98	15-8
1998-99	16-11
1999-00	23-5
2000-01	24-3
	103-41 (.715)
Lenoir-Rhyne	
2001-02	19-9
2002-03	18-12
2003-04	17-11
2004-05	16-12
	70-44 (.614)
Elon	
2008-09	5-26
2009-10	12-19
2010-11	20-13
	37-58 (.389)
Old Dominion	
2011-12	11-21
2012-13	5-1
	16-22 (.421)
CAREER TOTAL	226-165 (.578)

► THE BAREFOOT PROFILE ►

- 11 winning seasons in 14 years as a head coach (14 in 17 years of coaching)
- Two National Coach of the Year awards
- Overall record of 305-188 in coaching (226-165 as a head coach)
- Led the Apprentice School to the 2001 NSCAA National Championship
- Three-time WBCA All-American at Christopher Newport University
- Member of CNU's Top 50 Most Distinguished Alumni

Full Barefoot Bio on ODUsports.com



Coach Barefoot
on Twitter
@BarefootODU



STATISTICAL COMPARISON

ODU	Category	NCCU
64.7	Points Per Game	39.1
50.0	Opp. Points Per Game	62.4
.408	Field Goal Percentage	.288
.333	Opp. Field Goal Percentage	.443
.265	3-Pt. Field Goal Percentage	.263
.211	Opp. 3-Pt. Field Goal Percentage	.331
.625	Free Throw Percentage	.601
39.2	Rebounds Per Game	31.1
-4.2	Rebounding Margin	-7.7
4.3	3 Pts. Per Game	1.7
2.5	Opp 3-Pts. Per Game	4.9
4.5	Blocks Per Game	1.3
10.8	Steals Per Game	6.6
15.5	Assists Per Game	6.0
17.2	Turnovers Per game	21.1
24.5	Turnovers Forced Per Game	15.9

SERIES HISTORY

Friday's meeting will be the first meeting ever between Old Dominion and North Carolina Central in women's hoops.

SERIES MEETINGS: FIRST MEETING

N/A

ABOUT NORTH CAROLINA CENTRAL

The Lady Eagles have struggled out of the gate this season coming it 0-9 on the year. Friday will be NCCU's eighth road contest of the season. They are coming off a 65-28 loss at East Carolina on Tuesday night.

Head Coach Vanessa Taylor enters her first season at the helm of the North Carolina Central women's basketball program after serving as head coach of Johnson C. Smith and Elizabeth City State for 18 years.

Only five of the 14 letterwinners from a year ago are returning to this season's squad, but four of those five returning Lady Eagles started 15 games or more in 2011-12.

Redshirt senior Chasidy Williams tops the list of returners. Williams (6-0, guard/forward, Fayetteville, N.C.) led the team with 426 points (14.7 ppg), 217 rebounds (7.5 rpg), 67 steals (2.3 spg), 20 blocked shots and 985 minutes played (34.0 mpg), while appearing in 29 games, including 28 as a starter.

Williams is averaging 8.9 points per game this season to lead the team to along with 21 steals. Tiffany Gary is averaging 7.0 rebounds per contest to go with 4.9 points per game.

Old Dominion By The Numbers

- 2** Lady Monarchs with WNBA Championship Rings (2005 Sacramento Monarchs - Ticha Penicheiro, Hamchetou Maiga)
- 3** National Championships (1979, 1980-AIAW 1985-NCAA)
- 7** Lady Monarchs to reach 1,000 career rebound mark
- 7** Lady Monarchs with retired jerseys
 - * #10 Nancy Lieberman
 - * #42 Inge Nissen
 - * #22 Anne Donovan
 - * #21 Ticha Penicheiro
 - * #33 Clarisse Machanguana
 - * #15 Tracy Claxton
 - * #13 Medina Dixon
- 11** Years played at the Ted Constant Convocation Center
- 11** ODU Players named to the CAA's 25th Anniversary Team (11 of 25 honored)
- 17** CAA Titles (1992-2008)
- 25** Overall NCAA Appearances (1982-85, 1987-90, 1992-08)
- 122** Wins at The Ted
- 945** Wins all-time for ODU; the third program all-time to reach the 900-win mark

GETTING DEFENSIVE

Old Dominion is ranked in the top-20 nationally out of 343 teams in the following categories: #15 in three-point FG defense (21.1%), #17 in scoring defense (50.0 ppg) and #20 in turnover margin (7.33). The Lady Monarch have forced 147 turnovers in six games this year (24.5 ppg).

OFF AND RUNNING

The Lady Monarchs are off to a 5-1 start for the first time since the 1999-00 season.

LAST TIME OUT

Mairi Buchan scored a career-high 23 points to lead ODU over Dartmouth on Dec. 2, 73-59.

The Lady Monarchs overcame a sluggish start as they went 0-for-10 from the field to start the game while Dartmouth started 9-for-12 and shot 59.1 percent in the first half. The Lady Monarchs forced 15 turnovers before half to climb back into things and closed on a 23-9 run going into break and never trailed again.

In the second half, ODU turned up the pressure defensively as they held the Big Green to 27.3 percent from the field. Senior Jackie Cook ignited the offense scoring 10 of her 19 points in the second half including a pair of three-pointers as the Lady Monarchs shot 46.4 percent from the field after halftime.

No. 10 CAL TOO MUCH FOR ODU

ODU dropped their first game of the season despite putting a scare into No. 10/11 California on Nov. 30. The Lady Monarchs pulled to within four points midway through the second half but Cal closed the game on a 12-0 run and out rebounded the Lady Monarchs, 66-33, to pull out the win.

Shae Kelley scored a career and game high 21 points to power ODU. Despite the defeat, it was the best result for the Lady Monarchs against a top 10 team since a 78-63 loss in 2008 to top-ranked Connecticut in the NCAA Sweet 16.

In front of 3,003 fans, ODU was able to hold the Bears to 21 points below their season average and force Cal into 25 turnovers.

THE HOLIDAY SPIRIT

Redshirt senior Mairi Buchan is the Vice President of SAAC at ODU and spearheaded the campaign for the upcoming holiday period that all student-athletes could help people less privileged by filling a minimum of two

boxes that included anything from toys to bath soap (items that children in underprivileged areas or war-torn countries may not have easy access to). The goal is to give the children something to smile about in what may be a difficult time for them.

The team also paid a visit just before Thanksgiving to the Children's Hospital of the King's Daughter (CHKD) to spend time with patients.

SECOND HALF SURGE AT UMES

ODU closed the first half on a 13-1 run on Nov. 20 and never looked back as they defeated Maryland Eastern Shore at the Hytche Center, 62-46.

Shae Kelley recorded her first career double-double in an ODU uniform as she scored 12 points and grabbed 10 rebounds while senior Jackie Cook scored 18 points in the second half and a game-high 22 total points.

ODU outrebounded UMES, 46-34, and had a 30-10 advantage in points in the paint. The Lady Monarchs pressure defense allowed Old Dominion to take a 16-2 advantage in fast break points as well. ODU distributed the ball well as nine different players recorded an assist for a total of 16.

COOK EARNS CAA HONOR

Senior Jackie Cook was named the CAA Player of the Week on Monday, Nov. 19 after leading the Lady Monarchs to a 2-0 record on the week with wins over USC Upstate and former CAA opponent VCU. The senior averaged team highs of 18.0 points and 7.5 rebounds per game.

She opened the week scoring a career-high 24 points against USC Upstate in 27 minutes of play on 83.3 percent shooting (10-of-12) from the floor to go along with a career-high five steals. On Saturday, Cook missed tying her career-best by one in rebounds with 10 boards against VCU in recording her second career double-double as she added 12 points.

Cook finished the week shooting 66.7 percent (14-for-21) from the field, 66.7 percent (4-for-6) from long range and 80 percent (4-for-5) from the free-throw line. The senior also added six assists, seven steals and one block on the week for the Lady Monarchs.

ODU BATTERS VCU

Jackie Cook registered her second career double-double and was one of three Lady Monarchs to register double figures as Old Dominion snapped its four-game losing

OLD DOMINION RECORD...

at home.....	3-1
on road.....	2-0
at neutral sites.....	0-0
games decided by 3pts or less.....	0-0
games decided by 4-5 points.....	0-0
games decided by 6-10 points.....	0-0
games decided by 11-20 points.....	3-1
games decided by more than 20.....	2-0
overtime.....	0-0
vs. Top 25 teams.....	0-1
vs. Top 10 teams.....	0-1
leading at the half.....	5-0
tied at the half.....	0-0
trailing at the half.....	0-1
leading with 10:00 remaining.....	5-0
trailing with 10:00 remaining.....	0-1
tied with 10:00 remaining.....	0-0
leading with 5:00 remaining.....	5-0
trailing with 5:00 remaining.....	0-1
tied with 5:00 remaining.....	0-0
shooting 50% or better.....	0-0
shooting 50% or less.....	5-1
opponent shoots 50% or better.....	0-0
opponent shoots less than 50%.....	5-1
when outrebounding opponent.....	2-0
when outrebounded by opponent.....	2-1
shooting 75% or better from FT line.....	1-0
when having more FT attempts.....	2-0
shooting 40% or better from '3'.....	1-0
when committing more turnovers.....	1-0
when committing less turnovers.....	3-1
when committing equal turnovers.....	1-0
getting 10 or more steals.....	4-0
scoring 70 or more.....	3-0
in televised games.....	0-1
on Monday.....	0-0
on Tuesday.....	2-0
on Wednesday.....	0-0
on Thursday.....	0-0
on Friday.....	1-1
on Saturday.....	1-0
on Sunday.....	1-0
in afternoon games.....	2-0
in night games.....	3-1

streak to VCU on Nov. 17 with a 74-51 win in Norfolk.

Cook scored 12 points and scooped up a game-high 10 rebounds while sophomore Ashley Betz-White scored a season-high 17 points to go along with four steals and three rebounds. Sophomore Myeisha Hall was the game's leading scorer at halftime with 10 points and five rebounds and finished with 11 points and eight rebounds in the contest.

Old Dominion's pressure defense continues to give opponents trouble as the Rams were forced into 25 turnovers with ODU scoring 22 points off those turnovers. VCU shot just 15.4% from three-point range as they were 2-for-13 in the game and shot just 31.3% from the field overall. ODU had a 16-0 advantage in fast break points.

LADY MONARCHS INK TWO

Coach Barefoot announced the addition of Odegua Oigbokie and Destinee Young who signed letters of intent to play for the Lady Monarchs next fall on Nov. 14.

Oigbokie is a highly touted forward from Ridgeway High School in Memphis, Tenn., while Young is a power forward out of Hoffman Estates High School in Hoffmann Estates, Ill.

Oigbokie, who is 6-foot-1, averaged 18 points and eight rebounds as a junior and has been named all-district and all-region for Ridgeway the past two seasons. Young, who is also 6-foot-1, averaged 15.4 points and 11 rebounds as a junior at Hoffman Estates High School, where she already is the record holder for career rebounds and single-season blocks.

Out of the five recruits that second-year head coach Karen Barefoot has landed at ODU, four have been rated as three stars or better by ESPN. The other three were local freshmen guards Galaisha Goodhope out of Norfolk and LaQuanda Younger of Newport News and forward Chelisa Painter from Chesapeake who is sitting out this season after transferring from George Washington.

COOK LEADS ODU PAST USCU

Jackie Cook had 18 points by halftime and ODU jumped out to a 16-3 lead and never looked back on Nov. 13 in a 77-46 win over USC Upstate in their home-opener.

Cook racked up a career-high 24 points and five steals as ODU scored 34 points of 34 Spartan turnovers. Shae Kelley added 10 points and seven rebounds while Galaisha

Goodhope scored 12 points and had two steals off the bench.

HOKIES SMOTHERED DEFENSIVELY

Jackie Cook (17 pts, 9 asst) and Shae Kelley (14 pts, 9 asst) each missed a double-double by just a single assist as the Lady Monarchs locked down defensively in their season-opening 55-35 win at Virginia Tech on Nov. 9.

It was the lowest output for the Hokies against ODU since their initial meeting back in 1972 when VT scored 29 points, a span of 30 games. The last time ODU held an opponent to 35 total points and 13 points at the half was on Dec. 8, 2010 vs. George Washington.

Virginia Tech shot just 19.6% in the first half from the field and finished the game 0-for-12 from behind the arc. ODU improved to 29-15 all-time in season openers with the win.

TEAM CAPTAINS

Senior guard Jackie Cook, senior forward Mairi Buchan and sophomore forward Shae Kelley have been selected as team captains for the 2012-13 season.

YOUNG LADY MONARCHS

Old Dominion is ranked 22nd in the country in terms of most inexperienced teams in the country. The Lady Monarchs have just 16 years of combined experience with three freshmen and five newcomers. ODU is the highest ranked team in the CAA and in the state of Virginia on the list.

LADY MONARCHS PICKED FIFTH

Old Dominion was picked to finish fifth this season in the CAA preseason poll. The voting was done by the league's head coaches. Delaware was picked to win the CAA, followed by James Madison, Hofstra and Drexel. Old Dominion and Northeastern followed, while George Mason and UNCW tied for seventh. Towson and William & Mary tied for ninth, followed by Georgia State.

2012-13 CAA PRESEASON POLL

1. Delaware
2. James Madison
3. Hofstra
4. Drexel
5. Old Dominion
6. Northeastern
7. UNCW
 - George Mason
9. William and Mary
 - Towson
11. Georgia State

BETZ-WHITE PRESEASON ALL-CAA

Sophomore Ashley Betz-White was listed as honorable mention on the preseason All-CAA teams. Last season, she was named the CAA Rookie of the Year and to the All-CAA Rookie Team after leading all CAA freshmen in points per game (8.1), assists per game (3.4) and minutes per game (31.3). Betz-White became just the sixth player in program history to record over 100 assists in her first year.

KELLEY A KEY

Sophomore forward Shae Kelley has already made a big impact on her teammates as she was selected as one of the team captains for 2012-13 despite not having played a single minute yet for Old Dominion. The Colorado native has scored in double-digits in four of the six regular season games and leads the team in rebounding.

BETZ-WHITE SHINES IN FIRST YEAR

Sophomore Ashley Betz-White was named the CAA Rookie of the Year in 2011-12 and finished the season with 110 assists which made her only the sixth Lady Monarch in school history to have 100 assists her rookie season.

No.	Name	Ast.	Year
1	Nancy Lieberman	212	'77-78
2	Ticha Penicheiro	203	'94-95
3	Alli Spence	178	'99-00
4	Marie Christian	126	'83-84
5	Ashley Betz-White	110	'11-12
6	Rhonda Rompola	105	'78-79

HONOR FOR BUCHAN

Mairi Buchan was named to the Capital One Academic All-District First Team in 2011-12. The teams are selected by College Sports Information Directors of America (CoSIDA). Buchan holds a 3.92 grade point average majoring in biology (pre-med).

HELP IS ON THE WAY

Sophomore guard transfer Stephanie Gardner will be eligible to play on Dec. 19 at UNLV while junior guard transfer Michalle Brandao will be eligible to play on Jan. 2 vs. Pittsburgh. Both players are sitting out due to NCAA transfer rules.

NEWCOMERS

Head Coach Karen Barefoot added three freshmen this season in local talented guards Galaisha Goodhope and LaQuanda Younger along with center Brittany Martin out of the New York. Transferring in are forward Shae Kelley and Miami (FL) transfer guard Stephanie Gardner. The incoming class is ranked

the best in the CAA and No. 42 in the country overall.

NCAA REGIONAL FINALS IN NORFOLK

Old Dominion has been selected as one of four host sites for regional semifinals and finals for the NCAA Division I Women's Basketball Championship. Games will be played at the Ted Constant Convocation Center on March 31 and April 2 with the winner advancing to the NCAA Final Four in New Orleans.

All-Time CAA Record		
	<u>Regular Season:</u>	<u>CAA Tournament:</u>
1991-92:	9-5	3-0
1992-93:	14-0	3-0
1993-94:	14-0	3-0
1994-95:	13-1	3-0
1995-96:	16-0	3-0
1996-97:	16-0	3-0
1997-98:	16-0	3-0
1998-99:	16-0	3-0
1999-00:	16-0	3-0
2000-01:	15-1	2-0
2001-02:	18-0	3-0
2002-03:	15-3	3-0
2003-04:	17-1	3-0
2004-05:	15-3	3-0
2005-06:	17-1	3-0
2006-07:	17-1	3-0
2007-08:	17-1	3-0
2008-09:	11-7	1-1
2009-10:	14-4	2-1
2010-11:	14-4	0-1
2011-12:	7-11	--
Totals:	307-43 (.881)	53-3 (.946)
Overall Record:	360-46 (.890)	

All-Time CAA Home Record			
	<u>Regular Season:</u>	<u>CAA Tournament:</u>	<u>Streak: ODU</u>
FIELDHOUSE			
1991-92:	6-1	3-0	+5
1992-93:	7-0	3-0	+15
1993-94:	7-0	--	+22
1994-95:	8-0	3-0	+33
1995-96:	8-0	3-0	+44
1996-97:	8-0	--	+52
1997-98:	8-0	--	+60
1998-99:	8-0	--	+68
1999-00:	8-0	--	+76
2000-01:	8-0	2-0	+86
2001-02:	9-0	3-0	+98
TED CONSTANT CONVOCATION CENTER			
2002-03:	9-0	3-0	+110
2003-04:	9-0	3-0	+122
2004-05:	8-1	--	+8
2005-06:	9-0	--	+17
2006-07:	9-0	--	+26
2007-08:	9-0	--	+35
2008-09:	8-1	--	+37
2009-10:	6-3	--	--
2010-11:	8-1	--	+6
2011-12:	3-6	--	+7
Totals:	163-13 (.936)	23-0 (1.000)	
Overall Record:	186-13 (.944)		

ODU ALL-TIME vs. THE CAA		
<u>Opponent</u>	<u>Overall</u>	<u>In CAA</u>
Delaware	17-6	17-6
Drexel	15-5	15-5
Mason	49-2	45-2
Ga. State	13-1	13-1
Hofstra	19-3	19-3
JMU	52-23	37-14
UNCW	43-1	43-1
Northeastern	10-2	9-2
Towson	18-1	18-1
W&M	52-4	47-1
Totals	288-48	263-36

Non-Conference Common Opponents

UMES:

11/13/12 - L, 64-38 at George Mason
 12/8/12 - at Towson
 2/4/13 - vs. North Carolina Central

DARTMOUTH:

11/27/12 -L, 80-45 at Northeastern
 12/30/12 - vs. Delaware

NORTH CAROLINA CENTRAL:

2/4/13 - at UMES
 2/18/13 - at South Carolina State
 3/4/13 - vs. South Carolina State

UNLV:

TBA

SOUTH CAROLINA STATE:

2/18/13 - vs. North Carolina Central
 3/4/13 - at North Carolina Central

PITTSBURGH:

11/11/12 - W, 76-74 vs. William & Mary

THE LAST TIME.....

ODU Scored 100 Points Or More:105-62 vs. Hofstra (2/12/04)
 ODU Scored 90 Points Or More: 94-100 at Northeastern (1/7/10)
 ODU Scored 80 Points Or More: 81-75 at Hofstra (2/5/12)
 ODU Scored 40 Points Or Less:32-65 vs. RV/RV Syracuse (11/26/09)

Opponent Scored 100 Points Or More: 94-100 at Northeastern (1/7/10)
 Opponent Scored 90 Points Or More:37-90 at No. 7/8 Tennessee (12/28/11)
 Opponent Scored 80 Points Or More: 80-83 at William and Mary (1/26/12)
Opponent Scored 40 Points Or Less: 55-35 at Virginia Tech (11/9/12)

An ODU Player Scored 25 Points: 27, Tia Lewis vs. Hofstra (1/15/12)
 An ODU Player Scored 30 Points: 30, Tia Lewis vs. Georgia State (1/4/11)
 An ODU Player Scored 35 Points: 35, Shareese Grant vs. Delaware (3/12/05)
 An Opponent Scored 25 Points: 27, Elena Delle Donne, No. 12 Delaware (2/9/12)
 An Opponent Scored 30 Points: 31, Shante Evans (2/5/12)
 An Opponent Scored 35 Points:40, Gabriela Marginean, Drexel (2/12/09)

An ODU Player Grabbed 15 Rebounds: 16, Tia Lewis, vs. Seton Hall (11/26/11)
 An ODU Player Grabbed 20 Rebounds: 20, Kim Giddens, vs. James Madison (3/14/03)
An Opponent Grabbed 15 Rebounds: 17, Jennifer Brandon, #10/11 California, (11/30/12)
 An Opponent Grabbed 20 Rebounds: 20, Courtney Hurt, VCU (2/19/12)

An ODU Player Had 10 Assists: 12, Jazzmin Walters, East Carolina (11/13/07)
 An Opponent Had 10 Assists: 11, Candice Bellocchio, vs. Hofstra (1/15/12)

An ODU Player Had a Double-Double (Points-Assists):
 Jazzmin Walters (17 pts, 10 assists), vs. Virginia (3/25/08)
**An ODU Player Had a Double-Double (Points-Rebounds):
 Shae Kelley (12 pts, 10 reb), at Maryland Eastern Shore (11/20/12)**

An ODU Player Had a Double-Double (Rebounds-Assists):
 An ODU Player Had a Double-Double (Rebounds-Blocks):
 Two ODU Players Had Double-Doubles in the Same Game:
 Tia Lewis (19 pts, 14 reb) & JoNiquia Guilford (12 pts, 14 reb), at George Washington (11/30/11)
 Three ODU Players Had Double-Doubles in the Same Game:
 Tiffany Green (13 pts, 12 reb), Jessica Canady (12 pts, 10 reb)
 & Jazzmin Walters (17 pts, 10 asts), vs. Virginia (3/25/08)

An ODU Player Had Back-to-Back Double-Doubles:
 Tia Lewis, (17 pts 10 reb), James Madison (2/1/12) & (15 pts, 11 reb), at Hofstra (2/5/12)

An ODU Player Had a Triple-Double in a Game:
 Three Players Scored 20 Points in a Game:
 Five Players Scored in Double Figures in the Same Game: vs. Charlotte (12/29/10)
 Jasmine Parker (16), Kquanise Byrd (14), Jo Guilford (12), Tia Lewis (14) & Shadasia Green (11)
 Two Players Grabbed 10 Rebounds in a Game:
 Tia Lewis (10) and Jackie Cook (10) vs. James Madison (2/1/12)
 Three Players Grabbed 10 Rebounds in a Game:

An ODU Player Averaged Double Figures in Scoring and Rebounding in a Season:
Nyree Roberts (20.2 ppg/12.0 rpg), 1997-98

ODU Shot Over 50 Percent:574 vs. Alabama (11/24/11)
 ODU Shot 80 Percent From The Line:1.000 vs. VCU 15-for-15 (2/19/12)
 Opponent Shot Over 50 Percent:574 vs. Louisiana Tech (11/25/11)
 Opponent Shot 80 Percent From The Line:808 at No. 12 Delaware 21-for-26 (2/9/12)

Won in Overtime: 88-85 vs. UVA (3/25/08) - NCAA Tournament 2nd Round
 Lost in Overtime: 76-72 at VCU (1/11/12)
 Won in Overtime during the regular season: 51-48 at UNC-Wilmington (3/6/03)
 Lost in Overtime during the regular season: 76-72 at VCU (1/11/15)

2012-13 OLD DOMINION ROSTER INFORMATION

NUMERICAL

No.	Name	Pos.	Cl.	Ht.	Hometown/High School
0	Stephanie Gardner	G	So.	5-7	Glassboro, N.J./Glassboro/Miami (Fla.)
1	Shae Kelley	F	So.	6-1	Denver, Colo./Denver East/NW Fla. St.
2	Michelle Brandao	G	Jr.	5-10	Freixo Ponte De Lima, Portugal
3	Mairi Buchan	F	Sr.-r	6-2	Stirlingshire, Scotland/Denny
4	Rebecca Allison	G	Jr.-r	5-8	Edinburgh, Scotland/Portobello
5	Galashia Goodhope	G	Fr.	5-5	Norfolk, Va./Princess Anne
11	Ashley Betz-White	G	So.	5-4	Mechanicsburg, Pa./Trinity
12	Myeisha Hall	G	So.	5-8	West Palm, Fla./Palm Beach Lakes
14	Jackie Cook	G	Sr.	6-0	Hinckley, Ohio/Regina
20	Brittany Martin	C	Fr.	6-3	Queens Village, N.Y./Bishop Ford
24	LaQuanda Younger	G	Fr.	5-10	Newport News, Va./Warwick
32	Tiffany Minor	F	So.	6-0	Upper Marlboro, Md./The Maret School
50	Queen Tiye Jackson	F	So.	6-0	Ewing, N.J./Trenton Catholic
53	Shakeva Richards	F	Jr.	6-2	Griffin, Ga./Spalding
	Chelisa Painter	F	Jr.	6-1	Chesapeake, Va./Indian River

ALPHABETICAL

No.	Name	Pos.	Cl.	Ht.	Hometown/High School
4	Rebecca Allison	G	Jr.-r	5-8	Edinburgh, Scotland/Portobello
11	Ashley Betz-White	G	So.	5-4	Mechanicsburg, Pa./Trinity
2	Michelle Brandao	G	Jr.	5-10	Freixo Ponte De Lima, Portugal
3	Mairi Buchan	F	Sr.-r	6-2	Stirlingshire, Scotland/Denny
14	Jackie Cook	G	Sr.	6-0	Hinckley, Ohio/Regina
0	Stephanie Gardner	G	So.	5-7	Glassboro, N.J./Glassboro/Miami (Fla.)
5	Galashia Goodhope	G	Fr.	5-5	Norfolk, Va./Princess Anne
12	Myeisha Hall	G	So.	5-8	West Palm, Fla./Palm Beach Lakes
50	Queen Tiye Jackson	F	So.	6-0	Ewing, N.J./Trenton Catholic
1	Shae Kelley	F	So.	6-1	Denver, Colo./Denver East/NW Fla. St.
20	Brittany Martin	C	Fr.	6-3	Queens Village, N.Y./Bishop Ford
32	Tiffany Minor	F	So.	6-0	Upper Marlboro, Md./The Maret School
	Chelisa Painter	F	Jr.	6-1	Chesapeake, Va./Indian River
53	Shakeva Richards	F	Jr.	6-2	Griffin, Ga./Spalding
24	LaQuanda Younger	G	Fr.	5-10	Newport News, Va./Warwick

COACHING STAFF

Head Coach:

Karen Barefoot (Christopher Newport, '95 – Second Season)

Assistant Coaches:

Amaka Agugua (Hofstra, '05 – Second Season)

Tom McConnell (Park Point College, '84 – Second Season)

Richard Fortune (Virginia State, '88 – First Season)

Director of Basketball Operations:

Adrienne Goodson (Old Dominion, '89 – First Season)

Birthdays

January
13 Brittany Martin
March
29 Becca Allison
April
4 Michelle Brandao
8 Mairi Buchan
June
22 Queen Tiye Jackson
23 Tiffany Minor
July
23 Stephanie Gardner
September
5 Myeisha Hall
15 Shakeva Richards
29 Shae Kelley
October
25 Jackie Cook
December
6 Ashley Betz-White

Pronunciation Guide

Shae (Shay)
 Mairi (Mary) Buchan (Buck-en)
 Galashia (Guh-lace-shuh)
 Shakeva (Shuh-KEY-va)
 Brandao (BRAN-dow)
 Myeisha (MY-eesha)
 Tiye Jackson (TY-A)

By Class

Seniors (2): Mairi Buchan, Jackie Cook
Juniors (4): Becca Allison, Michelle Brandao, Shakeva Richards, Chelisa Painter
Sophomores (6): Ashley Betz-White, Stephanie Gardner, Myeisha Hall, Queen Tiye Jackson, Shae Kelley, Tiffany Minor
Freshmen (3): Galashia Goodhope, Brittany Martin, LaQuanda Younger

By Origin

Colorado (1): Shae Kelley
Georgia (1): Shakeva Richards
Florida (1): Myeisha Hall
Maryland (1): Tiffany Minor
New Jersey (2): Queen Tiye Jackson, Stephanie Gardner
New York (1): Brittany Martin
Ohio (1): Jackie Cook
Pennsylvania (1): Ashley Betz-White
Portugal (1): Michelle Brandao
Scotland (2): Becca Allison, Mairi Buchan
Virginia (3): Galashia Goodhope, Chelisa Painter, LaQuanda Younger

#0 STEPHANIE GARDNER



Junior
Guard
5-7
Glassboro, N.J.
Glassboro/Miami (FL)

GAME HIGHS

GAME-BY-GAME

CAREER STATS

CAA STATS

<u>Career Highs</u>		
Points:	0
FG:	0
FGA:	0
3PT-FG:	0
3PT-FGA:	0
FT:	0
FTA:	0
Rebounds:	0
Blocks:	0
Assists:	0
Steals:	0
Minutes:	0
<u>Miscellaneous</u>		
	Season	Career
Double-Doubles:	0	0
20 or More Points:	0	0
Double Digit Scoring:	0	0
Double Digit Rebounds:	0	0
Leading Scorer:	0	0
Leading Rebounder:	0	0

#1 SHAE

KELLEY



Sophomore
Forward
6-1
Denver, Colorado
Denver East/NW Florida State

GAME HIGHS

Points	21	#10 CALIFORNIA (11-30-12)
	14	at Virginia Tech (11/09/12)
	12	at Md. Eastern Shore (11/20/12)
	10	USC UPSTATE (11-13-12)
	8	DARTMOUTH (12-2-12)
Field Goals Made	8	#10 CALIFORNIA (11-30-12)
	6	at Md. Eastern Shore (11/20/12)
Field Goal Attempts	19	#10 CALIFORNIA (11-30-12)
	12	USC UPSTATE (11-13-12)
FG Pct (min 5 made)	.667 (6-9)	at Md. Eastern Shore (11/20/12)
	.500 (5-10)	at Virginia Tech (11/09/12)
3-Point FG Attempts	1	at Virginia Tech (11/09/12)
Free Throws Made	5	#10 CALIFORNIA (11-30-12)
	4	DARTMOUTH (12-2-12)
	4	at Virginia Tech (11/09/12)
Free Throw Attempts	14	#10 CALIFORNIA (11-30-12)
	9	at Virginia Tech (11/09/12)
FT Pct (min 3 made)	.571 (4-7)	DARTMOUTH (12-2-12)
	.444 (4-9)	at Virginia Tech (11/09/12)
Rebounds	12	DARTMOUTH (12-2-12)
	10	at Md. Eastern Shore (11/20/12)
Assists	2	at Md. Eastern Shore (11/20/12)
	2	at Virginia Tech (11/09/12)
Steals	4	VCU (11/17/12)
	3	at Md. Eastern Shore (11/20/12)
Blocked Shots	2	#10 CALIFORNIA (11-30-12)
	1	DARTMOUTH (12-2-12)
	1	at Md. Eastern Shore (11/20/12)
	1	VCU (11/17/12)
	1	USC UPSTATE (11-13-12)
	1	at Virginia Tech (11/09/12)
Turnovers	10	at Md. Eastern Shore (11/20/12)
Fouls	4	#10 CALIFORNIA (11-30-12)
Minutes	35	#10 CALIFORNIA (11-30-12)
	31	at Virginia Tech (11/09/12)

GAME-BY-GAME

Opponent	Date	gs	min	Total		3-Pointers		Free throws		Rebounds				pf	a	t/o	blk	stl	pts	avg	
				fg-fga	pct	3fg-fga	pct	ft-fa	pct	off	def	tot	avg								
at Virginia Tech	11/09/12	*	31	5-10	.500	0-1	.000	4-9	.444	3	6	9	9.0	3	2	3	1	1	14	14.0	
USC UPSTATE	11-13-12	*	27	5-12	.417	0-0	.000	0-0	.000	5	2	7	8.0	2	1	4	1	0	10	12.0	
VCU	11/17/12	*	20	3-8	.375	0-0	.000	0-1	.000	1	5	6	7.3	3	0	4	1	4	6	10.0	
at Md. Eastern Shore	11/20/12	*	28	6-9	.667	0-0	.000	0-3	.000	6	4	10	8.0	3	2	10	1	3	12	10.5	
#10 CALIFORNIA	11-30-12	*	35	8-19	.421	0-0	.000	5-14	.357	2	5	7	7.8	4	0	4	2	1	21	12.6	
DARTMOUTH	12-2-12	*	29	2-11	.182	0-0	.000	4-7	.571	6	6	12	8.5	1	0	4	1	1	8	11.8	
Totals			6	170	29-69	.420	0-1	.000	13-34	.382	23	28	51	8.5	16	5	29	7	10	71	11.8

Games played: 6
Minutes/game: 28.3
Points/game: 11.8
FG Pct: 42.0
3FG Pct: 0.0
FT Pct: 38.2

Rebounds/game: 8.5
Assists/game: 0.8
Turnovers/game: 4.8
Assist/turnover ratio: 0.2
Steals/game: 1.7
Blocks/game: 1.2

CAREER STATS

Season	gp-gs	min/avg	Total		3-Point		F-Throws		Rebounds				Scoring							
			fg-fga	pct	fg-fga	pct	ft-fa	pct	off	def	tot	avg	pf	fo	ast	to	blk	stl	pts	avg
2013	6-6	170/28.3	29-69	.420	0-1	.000	13-34	.382	23	28	51	8.5	16	0	5	29	7	10	71	11.8
TOTAL	6-6	170/28.3	29-69	.420	0-1	.000	13-34	.382	23	28	51	8.5	16	0	5	29	7	10	71	11.8

CAA STATS

Career Highs

Points: 21 vs. California (11/30/12)
 FG: 8 vs. California (11/30/12)
 FGA: 19 vs. California (11/30/12)
 3PT-FG:
 3PT-FGA: 1 at Virginia Tech (11/9/12)
 FT: 5 vs. California (11/30/12)
 FTA: 14 vs. California (11/30/12)
 Rebounds: 12 vs. Dartmouth (12/2/12)
 Blocks: 2 vs. California (11/30/12)
 Assists: 2 (Twice)
 Steals: 4 vs. VCU (11/17/12)
 Minutes: 35 vs. California (11/30/12)

Miscellaneous

	Season	Career
Double-Doubles:	1	1
20 or More Points:	1	1
Double Digit Scoring:	4	4
Double Digit Rebounds:	2	2
Leading Scorer:	1	1
Leading Rebounder:	5	5

#2 MICHELLE BRANDAO



Junior
Guard
5-10
Freixo Ponte De Lima, Portugal
Escola Superior Tecnologia E
Saude De Coimbra

GAME HIGHS

GAME-BY-GAME

CAREER STATS

CAA STATS

Career Highs		
Points:	0
FG:	0
FGA:	0
3PT-FG:	0
3PT-FGA:	0
FT:	0
FTA:	0
Rebounds:	0
Blocks:	0
Assists:	0
Steals:	0
Minutes:	0
Miscellaneous		
	Season	Career
Double-Doubles:	0	0
20 or More Points:	0	0
Double Digit Scoring:	0	0
Double Digit Rebounds:	0	0
Leading Scorer:	0	0
Leading Rebounder:	0	0

#3 MAIRI

BUCHAN



Redshirt Senior
Forward/Center
6-2
Stirlingshire, Scotland
Denny

GAME HIGHS

Points	23	DARTMOUTH (12-2-12)
	10	at Virginia Tech (11/09/12)
	9	USC UPSTATE (11-13-12)
	4	VCU (11/17/12)
	2	at Md. Eastern Shore (11/20/12)
Field Goals Made	8	DARTMOUTH (12-2-12)
	4	at Virginia Tech (11/09/12)
Field Goal Attempts	13	DARTMOUTH (12-2-12)
	7	at Virginia Tech (11/09/12)
FG Pct (min 5 made)	.615	(8-13) DARTMOUTH (12-2-12)
3-Point Field Goals Made	2	at Virginia Tech (11/09/12)
	1	USC UPSTATE (11-13-12)
3-Point FG Attempts	4	at Virginia Tech (11/09/12)
	3	DARTMOUTH (12-2-12)
	3	USC UPSTATE (11-13-12)
3-Pt FG Pct (min 2 made)	.500	(2-4) at Virginia Tech (11/09/12)
Free Throws Made	7	DARTMOUTH (12-2-12)
	2	VCU (11/17/12)
	2	USC UPSTATE (11-13-12)
Free Throw Attempts	9	DARTMOUTH (12-2-12)
	2	VCU (11/17/12)
	2	USC UPSTATE (11-13-12)
FT Pct (min 3 made)	.778	(7-9) DARTMOUTH (12-2-12)
Rebounds	4	DARTMOUTH (12-2-12)
	2	#10 CALIFORNIA (11-30-12)
	2	at Md. Eastern Shore (11/20/12)
	2	VCU (11/17/12)
	2	USC UPSTATE (11-13-12)
Assists	3	DARTMOUTH (12-2-12)
	3	VCU (11/17/12)
Steals	1	DARTMOUTH (12-2-12)
	1	USC UPSTATE (11-13-12)
Blocked Shots	2	VCU (11/17/12)
	1	#10 CALIFORNIA (11-30-12)
Turnovers	3	at Virginia Tech (11/09/12)
Fouls	2	DARTMOUTH (12-2-12)
	2	VCU (11/17/12)
Minutes	31	DARTMOUTH (12-2-12)
	23	at Virginia Tech (11/09/12)

GAME-BY-GAME

Opponent	Date	gs	min	Total		3-Pointers		Free throws		Rebounds				pf	a	t/o	blk	stl	pts	avg
				fg-fga	pct	3fg-fga	pct	ft-fa	pct	off	def	tot	avg							
at Virginia Tech	11/09/12	23	4-7	.571	2-4	.500	0-0	.000	1	0	1	1.0	1	0	3	0	0	10	10.0	
USC UPSTATE	11-13-12	20	3-6	.500	1-3	.333	2-2	1.000	1	1	2	1.5	0	1	1	0	1	9	9.5	
VCU	11/17/12	18	1-5	.200	0-2	.000	2-2	1.000	0	2	2	1.7	2	3	0	2	0	4	7.7	
at Md. Eastern Shore	11/20/12	14	1-3	.333	0-0	.000	0-0	.000	0	2	2	1.8	1	1	2	0	0	2	6.3	
#10 CALIFORNIA	11-30-12	17	0-2	.000	0-1	.000	0-0	.000	1	1	2	1.8	0	1	1	1	0	0	5.0	
DARTMOUTH	12-2-12	31	8-13	.615	0-3	.000	7-9	.778	2	2	4	2.2	2	3	2	0	1	23	8.0	
Totals		0	123	17-36	.472	3-13	.231	11-13	.846	5	8	13	2.2	6	9	9	3	2	48	8.0

Games played: 6
Minutes/game: 20.5
Points/game: 8.0
FG Pct: 47.2
3FG Pct: 23.1
FT Pct: 84.6

Rebounds/game: 2.2
Assists/game: 1.5
Turnovers/game: 1.5
Assist/turnover ratio: 1.0
Steals/game: 0.3
Blocks/game: 0.5

CAREER STATS

Season	gp-gs	min/avg	Total		3-Point		F-Throws		Rebounds				Scoring							
			fg-fga	pct	fg-fga	pct	ft-fa	pct	off	def	tot	avg	pf	fo	ast	to	blk	stl	pts	avg
2009	30-10	593/19.8	55-144	.382	14-53	.264	31-45	.689	44	56	100	3.3	63	2	37	58	19	11	155	5.2
2010	32-8	491/15.3	53-149	.356	9-36	.250	38-49	.776	32	41	73	2.3	56	0	25	48	15	16	153	4.8
2012	32-17	756/23.6	85-217	.392	19-64	.297	34-46	.739	53	84	137	4.3	41	0	58	61	18	20	223	7.0
2013	6-0	123/20.5	17-36	.472	3-13	.231	11-13	.846	5	8	13	2.2	6	0	9	9	3	2	48	8.0
TOTAL	100-35	1963/19.6	210-546	.385	45-166	.271	114-153	.745	134	189	323	3.2	166	2	129	176	55	49	579	5.8

CAA STATS

Year	GP/GS	Min-Avg.	FG-FGA/Pct.	3FG-3FGA/Pct.	FT-FTA/Pct.	Reb-Avg.	A	TO	BLK	STL	PTS-Avg.
2008-09	18/9	398-22.1	35-88/.298	10-39/.256	18-24/.750	59-3.3	28	38	8	7	98-5.4
2009-10	17/0	206-12.1	17-57/.298	4-18/.222	17-18/.944	32-1.9	14	25	6	9	55-3.2
2011-12	18/11	451-25.1	54-141/.383	17-49/.347	18-24/.739	82-4.6	32	33	9	11	143-7.9
TOTALS:	70/30	1475-21.1	156-418/.373	31-106/.292	53-66/.803	173-3.3	74	96	23	27	296-5.6

Career Highs

Points: 23 vs. Dartmouth (12/2/12)
 FG: 8 vs. Dartmouth (12/2/12)
 FGA: 13 vs. Dartmouth (12/2/12)
 3PT-FG: 4 (Twice)
 3PT-FGA: 7 at Hofstra (2/5/12)
 FT: 7 vs. Dartmouth (12/2/12)
 FTA: 9 vs. Dartmouth (12/2/12)
 Rebounds: 9 (Four times)
 Blocks: 3 (Twice)
 Assists: 7 vs. George Mason (1/15/09)
 Steals: 3 vs. George Mason (1/15/09)
 Minutes: 35 at VCU (1/11/12)

Miscellaneous

	Season	Career
Double-Doubles:	0	0
20 or More Points:	1	2
Double Digit Scoring:	2	16
Double Digit Rebounds:	0	0
Leading Scorer:	1	3
Leading Rebounder:	0	4

#4 REBECCA ALLISON



Redshirt Junior
Guard
5-8
Edinburgh, Scotland
Portobello

GAME HIGHS

Points	7	at Virginia Tech (11/09/12)
	5	#10 CALIFORNIA (11-30-12)
	2	DARTMOUTH (12-2-12)
	2	at Md. Eastern Shore (11/20/12)
	2	VCU (11/17/12)
Field Goals Made	3	at Virginia Tech (11/09/12)
	1	DARTMOUTH (12-2-12)
	1	#10 CALIFORNIA (11-30-12)
	1	at Md. Eastern Shore (11/20/12)
	1	VCU (11/17/12)
Field Goal Attempts	4	DARTMOUTH (12-2-12)
	4	at Virginia Tech (11/09/12)
3-Point Field Goals Made	1	at Virginia Tech (11/09/12)
3-Point FG Attempts	2	VCU (11/17/12)
	2	at Virginia Tech (11/09/12)
Free Throws Made	3	#10 CALIFORNIA (11-30-12)
Free Throw Attempts	4	#10 CALIFORNIA (11-30-12)
	1	at Virginia Tech (11/09/12)
FT Pct (min 3 made)	.750	(3-4) #10 CALIFORNIA (11-30-12)
Rebounds	8	at Virginia Tech (11/09/12)
	3	#10 CALIFORNIA (11-30-12)
Assists	3	DARTMOUTH (12-2-12)
	3	at Md. Eastern Shore (11/20/12)
	3	VCU (11/17/12)
	3	USC UPSTATE (11-13-12)
Steals	1	#10 CALIFORNIA (11-30-12)
	1	at Md. Eastern Shore (11/20/12)
Blocked Shots	2	VCU (11/17/12)
	1	USC UPSTATE (11-13-12)
	1	at Virginia Tech (11/09/12)
Turnovers	3	at Virginia Tech (11/09/12)
Fouls	2	#10 CALIFORNIA (11-30-12)
	2	at Virginia Tech (11/09/12)
Minutes	27	at Virginia Tech (11/09/12)
	18	#10 CALIFORNIA (11-30-12)

GAME-BY-GAME

Opponent	Date	gs	min	Total		3-Pointers		Free throws		Rebounds				pf	a	t/o	blk	stl	pts	avg
				fg-fga	pct	3fg-fga	pct	ft-fga	pct	off	def	tot	avg							
at Virginia Tech	11/09/12	27	3-4	.750	1-2	.500	0-1	.000	1	7	8	8.0	2	1	3	1	0	7	7.0	
USC UPSTATE	11-13-12	16	0-2	.000	0-1	.000	0-0	.000	2	0	2	5.0	1	3	2	1	0	0	3.5	
VCU	11/17/12	14	1-3	.333	0-2	.000	0-0	.000	1	0	1	3.7	0	3	1	2	0	2	3.0	
at Md. Eastern Shore	11/20/12	14	1-3	.333	0-1	.000	0-0	.000	1	1	2	3.3	1	3	1	0	1	2	2.8	
#10 CALIFORNIA	11-30-12	18	1-3	.333	0-1	.000	3-4	.750	0	3	3	3.2	2	2	2	0	1	5	3.2	
DARTMOUTH	12-2-12	16	1-4	.250	0-1	.000	0-0	.000	1	0	1	2.8	1	3	0	0	0	2	3.0	
Totals		0	105	7-19	.368	1-8	.125	3-5	600	6	11	17	2.8	7	15	9	4	2	18	3.0

Games played: 6
Minutes/game: 17.5
Points/game: 3.0
FG Pct: 36.8
3FG Pct: 12.5
FT Pct: 60.0

Rebounds/game: 2.8
Assists/game: 2.5
Turnovers/game: 1.5
Assist/turnover ratio: 1.7
Steals/game: 0.3
Blocks/game: 0.7

CAREER STATS

Season	gp-gs	min/avg	Total		3-Point		F-Throws		Rebounds				Scoring							
			fg-fga	pct	fg-fga	pct	ft-fga	pct	off	def	tot	avg	pf	fo	ast	to	blk	stl	pts	avg
2011	28-0	207/7.4	25-57	.439	4-8	.500	16-30	.533	3	13	16	0.6	30	1	5	23	1	10	70	2.5
2012	28-5	365/13.0	21-73	.288	4-13	.308	33-47	.702	15	34	49	1.8	19	0	33	40	2	12	79	2.8
2013	6-0	105/17.5	7-19	.368	1-8	.125	3-5	.600	6	11	17	2.8	7	0	15	9	4	2	18	3.0
TOTAL	62-5	677/10.9	53-149	.356	9-29	.310	52-82	.634	24	58	82	1.3	56	1	53	72	7	24	167	2.7

CAA STATS

Year	GP/GS	Min-Avg.	FG-FGA/Pct.	3FG-3FGA/Pct.	FT-FTA/Pct.	Reb-Avg.	A	TO	BLK	STL	PTS-Avg.
2010-11	17/0	103-6.1	13-30/.433	3-6/.500	3-11/.273	7-0.4	5	11	0	2	32-1.9
2011-12	16/0	154-9.6	10-28/.357	3-6/.500	17-24/.708	24-1.5	13	17	1	6	40-2.5
TOTALS:	33/0	257-7.8	23-58/.397	6-12/.500	20-35/.571	31-0.9	18	27	1	8	72-2.3

Career Highs

Points: 11 vs. Seton Hall (11/26/11)
 FG: 4 at Georgia Tech (11/13/11)
 FGA: 9 at Georgia Tech (11/13/11)
 3PT-FG: 2 (Twice)
 3PT-FGA: 4 vs. Northeastern (2/23/12)
 FT: 7 vs. Seton Hall (11/26/11)
 FTA: 8 vs. Seton Hall (11/26/11)
 Rebounds: 8 at Virginia Tech (11/9/12)
 Blocks: 2 vs. VCU (11/17/12)
 Assists: 4 vs. Alabama (11/25/11)
 Steals: 2 (Five Times)
 Minutes: 32 at Georgia Tech (11/13/11)

Miscellaneous

	Season	Career
Double-Doubles:	0	0
20 or More Points:	0	0
Double Digit Scoring:	0	1
Double Digit Rebounds:	0	0
Leading Scorer:	0	1
Leading Rebounder:	0	0

#5 GALAISHA GOODHOPE



Freshman
Guard
5-5
Norfolk, Va.
Princess Anne

GAME HIGHS

Points	12	USC UPSTATE (11-13-12)
	4	DARTMOUTH (12-2-12)
	3	#10 CALIFORNIA (11-30-12)
	3	at Md. Eastern Shore (11/20/12)
	3	VCU (11/17/12)
Field Goals Made	4	USC UPSTATE (11-13-12)
	2	DARTMOUTH (12-2-12)
Field Goal Attempts	8	USC UPSTATE (11-13-12)
	7	#10 CALIFORNIA (11-30-12)
3-Point Field Goals Made	1	VCU (11/17/12)
3-Point FG Attempts	3	USC UPSTATE (11-13-12)
	2	VCU (11/17/12)
Free Throws Made	4	USC UPSTATE (11-13-12)
	1	#10 CALIFORNIA (11-30-12)
	1	at Md. Eastern Shore (11/20/12)
Free Throw Attempts	5	USC UPSTATE (11-13-12)
	2	#10 CALIFORNIA (11-30-12)
	2	at Md. Eastern Shore (11/20/12)
FT Pct (min 3 made)	.800 (4-5)	USC UPSTATE (11-13-12)
Rebounds	3	at Md. Eastern Shore (11/20/12)
	2	DARTMOUTH (12-2-12)
	2	VCU (11/17/12)
	2	at Virginia Tech (11/09/12)
Assists	6	DARTMOUTH (12-2-12)
	4	VCU (11/17/12)
Steals	3	DARTMOUTH (12-2-12)
	2	at Md. Eastern Shore (11/20/12)
	2	USC UPSTATE (11-13-12)
	2	at Virginia Tech (11/09/12)
Turnovers	5	VCU (11/17/12)
Fouls	4	VCU (11/17/12)
Minutes	26	#10 CALIFORNIA (11-30-12)
	21	at Md. Eastern Shore (11/20/12)

GAME-BY-GAME

Opponent	Date	gs	min	Total		3-Pointers		Free throws		Rebounds				pf	a	t/o	blk	stl	pts	avg
				fg-fga	pct	3fg-fga	pct	ft-fta	pct	off	def	tot	avg							
at Virginia Tech	11/09/12	12	1-4	.250	0-0	.000	0-0	.000	0	2	2	2.0	0	2	1	0	2	2	2.0	
USC UPSTATE	11-13-12	19	4-8	.500	0-3	.000	4-5	.800	0	0	0	1.0	2	1	0	0	2	12	7.0	
VCU	11/17/12	15	1-3	.333	1-2	.500	0-0	.000	1	1	2	1.3	4	4	5	0	0	3	5.7	
at Md. Eastern Shore	11/20/12	21	1-4	.250	0-1	.000	1-2	.500	0	3	3	1.8	3	2	3	0	2	3	5.0	
#10 CALIFORNIA	11-30-12	26	1-7	.143	0-0	.000	1-2	.500	1	0	1	1.6	1	2	2	0	1	3	4.6	
DARTMOUTH	12-2-12	20	2-3	.667	0-0	.000	0-0	.000	0	2	2	1.7	2	6	3	0	3	4	4.5	
Totals		0	113	10-29	.345	1-6	.167	6-9	.667	2	8	10	1.7	12	17	14	0	10	27	4.5

Games played: 6
Minutes/game: 18.8
Points/game: 4.5
FG Pct: 34.5
3FG Pct: 16.7
FT Pct: 66.7

Rebounds/game: 1.7
Assists/game: 2.8
Turnovers/game: 2.3
Assist/turnover ratio: 1.2
Steals/game: 1.7

CAREER STATS

Season	gp-gs	min/avg	Total		3-Point		F-Throws		Rebounds				Scoring							
			fg-fga	pct	fg-fga	pct	ft-fta	pct	off	def	tot	avg	pf	fo	ast	to	blk	stl	pts	avg
2013	6-0	113/18.8	10-29	.345	1-6	.167	6-9	.667	2	8	10	1.7	12	0	17	14	0	10	27	4.5
TOTAL	6-0	113/18.8	10-29	.345	1-6	.167	6-9	.667	2	8	10	1.7	12	0	17	14	0	10	27	4.5

CAA STATS

Career Highs

Points: 12 vs. USC Upstate (11/13/12)
 FG: 4 vs. USC Upstate (11/13/12)
 FGA: 8 vs. USC Upstate (11/13/12)
 3PT-FG: 1 vs. VCU (11/17/12)
 3PT-FGA: 3 vs. USC Upstate (11/13/12)
 FT: 1 (Twice)
 FTA: 2 (Twice)
 Rebounds: 3 at UMES (11/20/12)
 Blocks:
 Assists: 6 vs. Dartmouth (12/2/12)
 Steals: 3 vs. Dartmouth (12/2/12)
 Minutes: 26 vs. California (11/30/12)

Miscellaneous

	Season	Career
Double-Doubles:	0	0
20 or More Points:	0	0
Double Digit Scoring:	1	1
Double Digit Rebounds:	0	0
Leading Scorer:	0	0
Leading Rebounder:	0	0

#11 ASHLEY

BETZ-WHITE



Sophomore
Guard
5-4
Mechanicsburg, Pennsylvania
Trinity

GAME HIGHS

Points	17	VCU (11/17/12)
	7	USC UPSTATE (11-13-12)
	3	DARTMOUTH (12-2-12)
	3	at Md. Eastern Shore (11/20/12)
Field Goals Made	6	VCU (11/17/12)
	3	USC UPSTATE (11-13-12)
Field Goal Attempts	9	VCU (11/17/12)
	8	at Md. Eastern Shore (11/20/12)
FG Pct (min 5 made)	.667 (6-9)	VCU (11/17/12)
3-Point Field Goals Made	2	VCU (11/17/12)
	1	USC UPSTATE (11-13-12)
3-Point FG Attempts	4	at Md. Eastern Shore (11/20/12)
	4	USC UPSTATE (11-13-12)
3-Pt FG Pct (min 2 made)	.667 (2-3)	VCU (11/17/12)
Free Throws Made	3	DARTMOUTH (12-2-12)
	3	VCU (11/17/12)
Free Throw Attempts	4	DARTMOUTH (12-2-12)
	4	VCU (11/17/12)
FT Pct (min 3 made)	.750 (3-4)	DARTMOUTH (12-2-12)
	.750 (3-4)	VCU (11/17/12)
Rebounds	5	at Md. Eastern Shore (11/20/12)
	3	VCU (11/17/12)
	3	at Virginia Tech (11/09/12)
Assists	5	DARTMOUTH (12-2-12)
	4	USC UPSTATE (11-13-12)
Steals	4	VCU (11/17/12)
	4	USC UPSTATE (11-13-12)
Turnovers	4	at Md. Eastern Shore (11/20/12)
	4	VCU (11/17/12)
Fouls	4	at Md. Eastern Shore (11/20/12)
	4	VCU (11/17/12)
Minutes	28	at Virginia Tech (11/09/12)
	25	VCU (11/17/12)

GAME-BY-GAME

Opponent	Date	gs	min	Total		3-Pointers		Free throws		Rebounds				pf	a	t/o	blk	stl	pts	avg	
				fg-fga	pct	3fg-fga	pct	ft-fta	pct	off	def	tot	avg								
at Virginia Tech	11/09/12	*	28	0-4	.000	0-3	.000	0-0	.000	0	3	3	3.0	2	3	0	0	0	0	0.0	
USC UPSTATE	11-13-12	*	21	3-6	.500	1-4	.250	0-0	.000	0	0	0	1.5	1	4	2	0	4	7	3.5	
VCU	11/17/12	*	25	6-9	.667	2-3	.667	3-4	.750	2	1	3	2.0	4	1	4	0	4	17	8.0	
at Md. Eastern Shore	11/20/12	*	19	1-8	.125	0-4	.000	1-1	1.000	2	3	5	2.8	4	3	4	0	2	3	6.8	
#10 CALIFORNIA	11-30-12	*	13	0-4	.000	0-1	.000	0-0	.000	0	2	2	2.6	2	0	0	0	1	0	5.4	
DARTMOUTH	12-2-12	*	20	0-3	.000	0-1	.000	3-4	.750	1	1	2	2.5	1	5	1	0	2	3	5.0	
Totals			6	126	10-34	.294	3-16	.188	7-9	.778	5	10	15	2.5	14	16	11	0	13	30	5.0

Games played: 6
Minutes/game: 21.0
Points/game: 5.0
FG Pct: 29.4
3FG Pct: 18.8
FT Pct: 77.8

Rebounds/game: 2.5
Assists/game: 2.7
Turnovers/game: 1.8
Assist/turnover ratio: 1.5
Steals/game: 2.2

CAREER STATS

Season	gp-gs	min-avg	Total		3-Point		F-Throws		Rebounds				Scoring							
			fg-fga	pct	fg-fga	pct	ft-fta	pct	off	def	tot	avg	pf	fo	ast	to	blk	stl	pts	avg
2012	32-32	1000/31.3	82-260	.315	32-115	.278	62-84	.738	17	96	113	3.5	82	3	110	126	1	39	258	8.1
2013	6-6	126/21.0	10-34	.294	3-16	.188	7-9	.778	5	10	15	2.5	14	0	16	11	0	13	30	5.0
TOTAL	38-38	1126/29.6	92-294	.313	35-131	.267	69-93	.742	22	106	128	3.4	96	3	126	137	1	52	288	7.6

CAA STATS

Year	GP/GS	Min-Avg.	FG-FGA/Pct.	3FG-3FGA/Pct.	FT-FTA/Pct.	Reb-Avg.	A	TO	BLK	STL	PTS-Avg.
2011-12	18/18	550-30.6	41-142/.289	14-59/.237	26-40/.650	64-3.6	74	66	0	28	122-6.8
TOTALS:	18/18	550-30.6	41-142/.289	14-59/.237	26-40/.650	64-3.6	74	66	0	28	122-6.8

Career Highs

Points:	22	(Twice)
FG:	8	at William & Mary (1/26/12)
FGA:	13	(Twice)
3PT-FG:	5	vs. Virginia Tech (11/11/11)
3PT-FGA:	8	vs. Virginia Tech (11/11/11)
FT:	10	vs. Alabama (11/24/11)
FTA:	12	vs. Alabama (11/24/11)
Rebounds:	9	vs. James Madison (2/1/12)
Blocks:	1	vs. Richmond (11/20/11)
Assists:	7	(Twice)
Steals:	4	(Five times)
Minutes:	41	at George Washington (11/30/11)

Miscellaneous

	Season	Career
Double-Doubles:	0	0
20 or More Points:	0	3
Double Digit Scoring:	1	10
Double Digit Rebounds:	0	0
Leading Scorer:	1	4
Leading Rebounder:	0	1

#12 MYEISHA HALL



Sophomore
Guard
5-8
West Palm Beach, Fla.
Palm Beach Lakes

GAME HIGHS

Points	11	VCU (11/17/12)
	8	#10 CALIFORNIA (11-30-12)
	6	USC UPSTATE (11-13-12)
	4	DARTMOUTH (12-2-12)
	4	at Md. Eastern Shore (11/20/12)
Field Goals Made	4	VCU (11/17/12)
	3	#10 CALIFORNIA (11-30-12)
	3	USC UPSTATE (11-13-12)
Field Goal Attempts	12	VCU (11/17/12)
	9	#10 CALIFORNIA (11-30-12)
3-Point Field Goals Made	2	VCU (11/17/12)
3-Point FG Attempts	2	VCU (11/17/12)
	2	DARTMOUTH (12-2-12)
	2	at Md. Eastern Shore (11/20/12)
	2	USC UPSTATE (11-13-12)
3-Pt FG Pct (min 2 made)	.500 (2-4)	VCU (11/17/12)
Free Throws Made	2	DARTMOUTH (12-2-12)
	2	#10 CALIFORNIA (11-30-12)
	2	at Md. Eastern Shore (11/20/12)
Free Throw Attempts	2	DARTMOUTH (12-2-12)
	2	#10 CALIFORNIA (11-30-12)
	2	at Md. Eastern Shore (11/20/12)
	2	VCU (11/17/12)
Rebounds	8	VCU (11/17/12)
	4	at Md. Eastern Shore (11/20/12)
Assists	3	VCU (11/17/12)
	3	USC UPSTATE (11-13-12)
Steals	2	#10 CALIFORNIA (11-30-12)
	1	DARTMOUTH (12-2-12)
	1	at Md. Eastern Shore (11/20/12)
	1	VCU (11/17/12)
	1	at Virginia Tech (11/09/12)
Blocked Shots	1	DARTMOUTH (12-2-12)
	1	#10 CALIFORNIA (11-30-12)
	1	at Virginia Tech (11/09/12)
Turnovers	3	VCU (11/17/12)
Fouls	3	#10 CALIFORNIA (11-30-12)
Minutes	28	VCU (11/17/12)
	23	#10 CALIFORNIA (11-30-12)

GAME-BY-GAME

Opponent	Date	gs	min	Total		3-Pointers		Free throws		Rebounds				pf	a	t/o	blk	stl	pts	avg	
				fg-fga	pct	3fg-fga	pct	ft-fa	pct	off	def	tot	avg								
at Virginia Tech	11/09/12	*	11	0-5	.000	0-1	.000	0-0	.000	1	1	2	2.0	2	0	2	1	1	0	0.0	
USC UPSTATE	11-13-12	*	19	3-7	.429	0-2	.000	0-0	.000	0	3	3	2.5	2	3	2	0	0	6	3.0	
VCU	11/17/12	*	28	4-12	.333	2-4	.500	1-2	.500	1	7	8	4.3	2	3	3	0	1	11	5.7	
at Md. Eastern Shore	11/20/12	*	22	1-4	.250	0-2	.000	2-2	1.000	0	4	4	4.3	2	1	2	0	1	4	5.3	
#10 CALIFORNIA	11-30-12	*	23	3-9	.333	0-1	.000	2-2	1.000	0	1	1	3.6	3	1	2	1	2	8	5.8	
DARTMOUTH	12-2-12	*	19	1-6	.167	0-2	.000	2-2	1.000	1	2	3	3.5	2	2	0	1	1	4	5.5	
Totals			6	122	12-43	.279	2-12	.167	7-8	.875	3	18	21	3.5	13	10	11	3	6	33	5.5

Games played: 6
Minutes/game: 20.3
Points/game: 5.5
FG Pct: 27.9
3FG Pct: 16.7
FT Pct: 87.5

Rebounds/game: 3.5
Assists/game: 1.7
Turnovers/game: 1.8
Assist/turnover ratio: 0.9
Steals/game: 1.0
Blocks/game: 0.5

CAREER STATS

Season	gp-gs	min-avg	Total		3-Point		F-Throws		Rebounds				Scoring							
			fg-fga	pct	fg-fga	pct	ft-fa	pct	off	def	tot	avg	pf	fo	ast	to	blk	stl	pts	avg
2012	32-1	523/16.3	56-187	.299	17-63	.270	40-67	.597	30	37	67	2.1	70	0	49	68	9	29	169	5.3
2013	6-6	122/20.3	12-43	.279	2-12	.167	7-8	.875	3	18	21	3.5	13	0	10	11	3	6	33	5.5
TOTAL	38-7	645/17.0	68-230	.296	19-75	.253	47-75	.627	33	55	88	2.3	83	0	59	79	12	35	202	5.3

CAA STATS

Year	GP/GS	Min-Avg.	FG-FGA/Pct.	3FG-3FGA/Pct.	FT-FTA/Pct.	Reb-Avg.	A	TO	BLK	STL	PTS-Avg.
2011-12	18/1	285-15.8	36-113/.319	12-38/.316	20-33/.606	42-2.3	22	34	7	18	104-5.8
TOTALS:	18/1	285-15.8	36-113/.319	12-38/.316	20-33/.606	42-2.3	22	34	7	18	104-5.8

Career Highs

Points: 15 at Northeastern (1/8/12)
 FG: 5 (Three times)
 FGA: 13 at No. 12 Delaware (2/9/12)
 3PT-FG: 5 at Northeastern (1/8/12)
 3PT-FGA: 6 at Northeastern (1/8/12)
 FT: 4 vs. Virginia Tech (11/11/11)
 FTA: 8 vs. Virginia Tech (11/11/11)
 Rebounds: 8 vs. VCU (11/17/12)
 Blocks: 2 at UNCW (2/12/12)
 Assists: 4 (Three times)
 Steals: 3 (Twice)
 Minutes: 29 at George Washington (11/30/11)

Miscellaneous

	Season	Career
Double-Doubles:	0	0
20 or More Points:	0	1
Double Digit Scoring:	0	4
Double Digit Rebounds:	0	0
Leading Scorer:	0	1
Leading Rebounder:	0	1

#14 JACKIE COOK



Senior
Guard/Forward
6-0
Hinckley, Ohio
Regina

GAME HIGHS

Points	24	USC UPSTATE (11-13-12)
	22	at Md. Eastern Shore (11/20/12)
	19	DARTMOUTH (12-2-12)
	17	at Virginia Tech (11/09/12)
	12	VCU (11/17/12)
Field Goals Made	10	USC UPSTATE (11-13-12)
	9	at Md. Eastern Shore (11/20/12)
Field Goal Attempts	17	DARTMOUTH (12-2-12)
	14	at Md. Eastern Shore (11/20/12)
FG Pct (min 5 made)	.833 (10-12)	USC UPSTATE (11-13-12)
	.643 (9-14)	at Md. Eastern Shore (11/20/12)
3-Point Field Goals Made	3	at Md. Eastern Shore (11/20/12)
	2	DARTMOUTH (12-2-12)
	2	VCU (11/17/12)
	2	USC UPSTATE (11-13-12)
	2	at Virginia Tech (11/09/12)
3-Point FG Attempts	7	DARTMOUTH (12-2-12)
	6	at Md. Eastern Shore (11/20/12)
3-Pt FG Pct (min 2 made)	.667 (2-3)	VCU (11/17/12)
	.667 (2-3)	USC UPSTATE (11-13-12)
Free Throws Made	7	at Virginia Tech (11/09/12)
	2	#10 CALIFORNIA (11-30-12)
	2	VCU (11/17/12)
	2	USC UPSTATE (11-13-12)
Free Throw Attempts	8	at Virginia Tech (11/09/12)
	4	#10 CALIFORNIA (11-30-12)
FT Pct (min 3 made)	.875 (7-8)	at Virginia Tech (11/09/12)
Rebounds	10	VCU (11/17/12)
	9	at Virginia Tech (11/09/12)
Assists	3	VCU (11/17/12)
	3	USC UPSTATE (11-13-12)
	3	at Virginia Tech (11/09/12)
Steals	5	USC UPSTATE (11-13-12)
	4	DARTMOUTH (12-2-12)
Blocked Shots	1	DARTMOUTH (12-2-12)
	1	#10 CALIFORNIA (11-30-12)
	1	USC UPSTATE (11-13-12)
Turnovers	2	at Virginia Tech (11/09/12)
Fouls	3	DARTMOUTH (12-2-12)
	3	#10 CALIFORNIA (11-30-12)
	3	at Md. Eastern Shore (11/20/12)
Minutes	35	#10 CALIFORNIA (11-30-12)
	34	VCU (11/17/12)

GAME-BY-GAME

Opponent	Date	gs	min	Total		3-Pointers		Free throws		Rebounds				pf	a	t/o	blk	stl	pts	avg	
				fg-fga	pct	3fg-fga	pct	ft-fa	pct	off	def	tot	avg								
at Virginia Tech	11/09/12	*	33	4-13	.308	2-5	.400	7-8	.875	4	5	9	9.0	1	3	2	0	3	17	17.0	
USC UPSTATE	11-13-12	*	27	10-12	.833	2-3	.667	2-3	.667	3	2	5	7.0	2	3	1	1	5	24	20.5	
VCU	11/17/12	*	34	4-9	.444	2-3	.667	2-2	1.000	2	8	10	8.0	2	3	0	0	2	12	17.7	
at Md. Eastern Shore	11/20/12	*	26	9-14	.643	3-6	.500	1-2	.500	0	5	5	7.3	3	1	1	0	1	22	18.8	
#10 CALIFORNIA	11-30-12	*	35	3-10	.300	0-2	.000	2-4	.500	3	4	7	7.2	3	2	0	1	2	8	16.6	
DARTMOUTH	12-2-12	*	33	8-17	.471	2-7	.286	1-2	.500	1	7	8	7.3	3	1	0	1	4	19	17.0	
Totals			6	188	38-75	.507	11-26	.423	15-21	.714	13	31	44	7.3	14	13	4	3	17	102	17.0

Games played: 6
Minutes/game: 31.3
Points/game: 17.0
FG Pct: 50.7
3FG Pct: 42.3
FT Pct: 71.4

Rebounds/game: 7.3
Assists/game: 2.2
Turnovers/game: 0.7
Assist/turnover ratio: 3.3
Steals/game: 2.8
Blocks/game: 0.5

CAREER STATS

Season	gp-gs	min/avg	Total		3-Point		F-Throws		Rebounds				Scoring							
			fg-fga	pct	fg-fga	pct	ft-fa	pct	off	def	tot	avg	pf	fo	ast	to	blk	stl	pts	avg
2010	30-1	494/16.5	55-139	.396	18-59	.305	17-30	.567	21	43	64	2.1	39	1	19	38	14	6	145	4.8
2011	31-6	671/21.6	70-210	.333	34-113	.301	26-43	.605	38	68	106	3.4	53	0	47	44	7	27	200	6.5
2012	30-29	838/27.9	100-242	.413	25-86	.291	73-87	.839	46	89	135	4.5	71	1	50	60	15	31	298	9.9
2013	6-6	188/31.3	38-75	.507	11-26	.423	15-21	.714	13	31	44	7.3	14	0	13	4	3	17	102	17.0
TOTAL	97-42	2191/22.6	263-666	.395	88-284	.310	131-181	.724	118	231	349	3.6	177	2	129	146	39	81	745	7.7

CAA STATS

Year	GP/GS	Min-Avg.	FG-FGA/Pct.	3FG-3FGA/Pct.	FT-FTA/Pct.	Reb-Avg.	A	TO	BLK	STL	PTS-Avg.
2009-10	15/1	259-17.3	33-76/.434	12-34/.353	15-23/.652	37-2.5	10	21	9	3	93-6.2
2010-11	18/2	356-19.8	38-108/.352	17-58/.293	20-30/.667	46-2.6	24	21	5	16	113-6.3
2011-12	18/17	550-30.6	70-167/.419	19-59/.322	57-68/.838	92-5.1	27	40	6	21	216-12.0
TOTALS:	51/20	1165-22.8	141-351/.402	48-151/.318	92-121/.760	175-3.4	61	82	21	40	422-8.3

Career Highs

Points: 24 vs. USC Upstate (11/13/12)
 FG: 10 vs. USC Upstate (11/13/12)
 FGA: 17 vs. Dartmouth (12/2/12)
 3PT-FG: 4 (Twice)
 3PT-FGA: 9 vs. Northeastern (2/10/11)
 FT: 8 at George Mason (12/4/11)
 FTA: 10 at George Mason (12/4/11)
 Rebounds: 11 vs. two teams
 Blocks: 3 vs. NC A&T (12/18/11)
 Assists: 5 Twice
 Steals: 5 vs. USC Upstate (11/13/12)
 Minutes: 41 at VCU (1/11/12)

Miscellaneous

	Season	Career
Double-Doubles:	1	2
20 or More Points:	2	4
Double Digit Scoring:	5	28
Double Digit Rebounds:	1	4
Leading Scorer:	3	9
Leading Rebounder:	3	8

#20 BRITTANY MARTIN



Freshman
Center
6-3
Queens Village, N.Y.
Bishop Ford

GAME HIGHS

Field Goal Attempts	1	at Virginia Tech (11/09/12)
Rebounds	2	USC UPSTATE (11-13-12)
Fouls	1	USC UPSTATE (11-13-12)
Minutes	5	USC UPSTATE (11-13-12)
	2	VCU (11/17/12)
	2	at Virginia Tech (11/09/12)

GAME-BY-GAME

Opponent	Date	gs	min	Total		3-Pointers		Free throws		Rebounds				pf	a	t/o	blk	stl	pts	avg
				fg-fga	pct	3fg-fga	pct	ft-fa	pct	off	def	tot	avg							
at Virginia Tech	11/09/12	2		0-1	.000	0-0	.000	0-0	.000	0	0	0	0.0	0	0	0	0	0	0	0.0
USC UPSTATE	11-13-12	5		0-0	.000	0-0	.000	0-0	.000	0	2	2	1.0	1	0	0	0	0	0	0.0
VCU	11/17/12	2		0-0	.000	0-0	.000	0-0	.000	0	0	0	0.7	0	0	0	0	0	0	0.0
at Md. Eastern Shore	11/20/12	1		0-0	.000	0-0	.000	0-0	.000	0	0	0	0.5	0	0	0	0	0	0	0.0
Totals		0	10	0-1	.000	0-0	.000	0-0	.000	0	2	2	0.5	1	0	0	0	0	0	0.0

Games played: 4
Minutes/game: 2.5
FG Pct: 0.0

Rebounds/game: 0.5

CAREER STATS

Season	gp-gs	min/avg	Total		3-Point		F-Throws		Rebounds				Scoring								
			fg-fga	pct	fg-fga	pct	ft-fa	pct	off	def	tot	avg	pf	fo	ast	to	blk	stl	pts	avg	
2013	4-0	10/2.5	0-1	.000	0-0	.000	0-0	.000	0	2	2	0.5	1	0	0	0	0	0	0	0	0.0
TOTAL	4-0	10/2.5	0-1	.000	0-0	.000	0-0	.000	0	2	2	0.5	1	0	0	0	0	0	0	0	0.0

CAA STATS

Career Highs

Points:
FG:
FGA: 1 at Virginia Tech (11/9/12)
3PT-FG:
3PT-FGA:
FT:
FTA:
Rebounds: 2 vs. USC Upstate (11/13/12)
Blocks:
Assists:
Steals:
Minutes: 5 vs. USC Upstate (11/13/12)

Miscellaneous

	Season	Career
Double-Doubles:	0	0
20 or More Points:	0	0
Double Digit Scoring:	0	0
Double Digit Rebounds:	0	0
Leading Scorer:	0	0
Leading Rebounder:	0	0

#24 LAQUANDA YOUNGER



Freshman
Guard
5-10
Newport News, Va.
Warwick

GAME HIGHS

Points	5	at Md. Eastern Shore (11/20/12)
	1	VCU (11/17/12)
	1	USC UPSTATE (11-13-12)
Field Goals Made	2	at Md. Eastern Shore (11/20/12)
Field Goal Attempts	4	at Md. Eastern Shore (11/20/12)
	3	USC UPSTATE (11-13-12)
3-Point Field Goals Made	1	at Md. Eastern Shore (11/20/12)
3-Point FG Attempts	3	USC UPSTATE (11-13-12)
	1	at Md. Eastern Shore (11/20/12)
	1	VCU (11/17/12)
Free Throws Made	1	VCU (11/17/12)
	1	USC UPSTATE (11-13-12)
Free Throw Attempts	2	VCU (11/17/12)
	2	USC UPSTATE (11-13-12)
Rebounds	1	USC UPSTATE (11-13-12)
Steals	1	at Md. Eastern Shore (11/20/12)
	1	USC UPSTATE (11-13-12)
Turnovers	1	DARTMOUTH (12-2-12)
	1	at Md. Eastern Shore (11/20/12)
	1	USC UPSTATE (11-13-12)
	1	at Virginia Tech (11/09/12)
Minutes	11	USC UPSTATE (11-13-12)
	8	at Md. Eastern Shore (11/20/12)

GAME-BY-GAME

Opponent	Date	gs	min	Total		3-Pointers		Free throws		Rebounds				pf	a	t/o	blk	stl	pts	avg
				fg-fga	pct	3fg-fga	pct	ft-fa	pct	off	def	tot	avg							
at Virginia Tech	11/09/12	4		0-0	.000	0-0	.000	0-0	.000	0	0	0	0.0	0	0	1	0	0	0	0.0
USC UPSTATE	11-13-12	11		0-3	.000	0-3	.000	1-2	.500	0	1	1	0.5	0	0	1	0	1	1	0.5
VCU	11/17/12	3		0-1	.000	0-1	.000	1-2	.500	0	0	0	0.3	0	0	0	0	0	1	0.7
at Md. Eastern Shore	11/20/12	8		2-4	.500	1-1	1.000	0-0	.000	0	0	0	0.3	0	0	1	0	1	5	1.8
#10 CALIFORNIA	11-30-12	0		0-0	.000	0-0	.000	0-0	.000	0	0	0	0.2	0	0	0	0	0	0	1.4
DARTMOUTH	12-2-12	5		0-0	.000	0-0	.000	0-0	.000	0	0	0	0.2	0	0	1	0	0	0	1.2
Totals		0	31	2-8	.250	1-5	.200	2-4	.500	0	1	1	0.2	0	0	4	0	2	7	1.2

Games played: 6
Minutes/game: 5.2
Points/game: 1.2
FG Pct: 25.0
3FG Pct: 20.0
FT Pct: 50.0

Rebounds/game: 0.2
Turnovers/game: 0.7
Steals/game: 0.3

CAREER STATS

Season	gp-gs	min/avg	Total		3-Point		F-Throws		Rebounds				Scoring							
			fg-fga	pct	fg-fga	pct	ft-fa	pct	off	def	tot	avg	pf	fo	ast	to	blk	stl	pts	avg
2013	6-0	31/5.2	2-8	.250	1-5	.200	2-4	.500	0	1	1	0.2	0	0	0	4	0	2	7	1.2
TOTAL	6-0	31/5.2	2-8	.250	1-5	.200	2-4	.500	0	1	1	0.2	0	0	0	4	0	2	7	1.2

CAA STATS

Career Highs

Points:5 at UMES (11/20/12)
 FG:2 at UMES (11/20/12)
 FGA:4 at UMES (11/20/12)
 3PT-FG:1 at UMES (11/20/12)
 3PT-FGA:3 vs. USC Upstate (11/13/12)
 FT:1 (Twice)
 FTA:2 (Twice)
 Rebounds:1 vs. USC Upstate (11/13/12)
 Blocks:
 Assists:
 Steals:1 (Twice)
 Minutes:11 vs. USC Upstate (11/13/12)

Miscellaneous

	Season	Career
Double-Doubles:	0	0
20 or More Points:	0	0
Double Digit Scoring:	0	0
Double Digit Rebounds:	0	0
Leading Scorer:	0	0
Leading Rebounder:	0	0

#32 TIFFANY MINOR



Sophomore
Forward
6-0
Upper Marlboro, Md.
The Maret School

GAME HIGHS

Points	10	DARTMOUTH (12-2-12)
	9	at Md. Eastern Shore (11/20/12)
	9	VCU (11/17/12)
	5	at Virginia Tech (11/09/12)
	2	USC UPSTATE (11-13-12)
Field Goals Made	5	DARTMOUTH (12-2-12)
	3	at Md. Eastern Shore (11/20/12)
	3	VCU (11/17/12)
Field Goal Attempts	6	DARTMOUTH (12-2-12)
	5	at Md. Eastern Shore (11/20/12)
FG Pct (min 5 made)	.833 (5-6)	DARTMOUTH (12-2-12)
3-Point Field Goals Made	1	at Md. Eastern Shore (11/20/12)
	1	VCU (11/17/12)
	1	at Virginia Tech (11/09/12)
3-Point FG Attempts	2	at Md. Eastern Shore (11/20/12)
	2	USC UPSTATE (11-13-12)
	2	at Virginia Tech (11/09/12)
Free Throws Made	2	at Md. Eastern Shore (11/20/12)
	2	VCU (11/17/12)
Free Throw Attempts	3	at Md. Eastern Shore (11/20/12)
	2	VCU (11/17/12)
Rebounds	5	at Md. Eastern Shore (11/20/12)
	4	#10 CALIFORNIA (11-30-12)
Assists	2	at Md. Eastern Shore (11/20/12)
	2	USC UPSTATE (11-13-12)
Steals	2	USC UPSTATE (11-13-12)
Blocked Shots	2	DARTMOUTH (12-2-12)
	1	at Md. Eastern Shore (11/20/12)
	1	VCU (11/17/12)
	1	at Virginia Tech (11/09/12)
Turnovers	1	DARTMOUTH (12-2-12)
	1	#10 CALIFORNIA (11-30-12)
	1	at Md. Eastern Shore (11/20/12)
	1	at Virginia Tech (11/09/12)
Fouls	2	#10 CALIFORNIA (11-30-12)
Minutes	25	at Md. Eastern Shore (11/20/12)
	20	DARTMOUTH (12-2-12)

GAME-BY-GAME

Opponent	Date	gs	min	Total		3-Pointers		Free throws		Rebounds				pf	a	t/o	blk	stl	pts	avg
				fg-fga	pct	3fg-fga	pct	ft-fa	pct	off	def	tot	avg							
at Virginia Tech	11/09/12	12	2-4	.500	1-2	.500	0-0	.000	1	2	3	3.0	1	0	1	1	0	5	5.0	
USC UPSTATE	11-13-12	17	1-3	.333	0-2	.000	0-0	.000	0	3	3	3.0	1	2	0	0	2	2	3.5	
VCU	11/17/12	18	3-4	.750	1-1	1.000	2-2	1.000	0	2	2	2.7	1	0	0	1	0	9	5.3	
at Md. Eastern Shore	11/20/12	25	3-5	.600	1-2	.500	2-3	.667	0	5	5	3.3	1	2	1	1	0	9	6.3	
#10 CALIFORNIA	11-30-12	13	0-3	.000	0-1	.000	0-0	.000	1	3	4	3.4	2	0	1	0	0	0	5.0	
DARTMOUTH	12-2-12	20	5-6	.833	0-0	.000	0-1	.000	1	1	2	3.2	1	0	1	2	0	10	5.8	
Totals		0	105	14-25	.560	3-8	.375	4-6	.667	3	16	19	3.2	7	4	4	5	2	35	5.8

Games played: 6
Minutes/game: 17.5
Points/game: 5.8
FG Pct: 56.0
3FG Pct: 37.5
FT Pct: 66.7

Rebounds/game: 3.2
Assists/game: 0.7
Turnovers/game: 0.7
Assist/turnover ratio: 1.0
Steals/game: 0.3
Blocks/game: 0.8

CAREER STATS

Season	gp-gs	min/avg	Total		3-Point		F-Throws		Rebounds				Scoring							
			fg-fga	pct	fg-fga	pct	ft-fa	pct	off	def	tot	avg	pf	fo	ast	to	blk	stl	pts	avg
2012	32-0	451/14.1	36-121	.298	15-60	.250	12-23	.522	17	52	69	2.2	38	0	18	20	8	23	99	3.1
2013	6-0	105/17.5	14-25	.560	3-8	.375	4-6	.667	3	16	19	3.2	7	0	4	4	5	2	35	5.8
TOTAL	38-0	556/14.6	50-146	.342	18-68	.265	16-29	.552	20	68	88	2.3	45	0	22	24	13	25	134	3.5

CAA STATS

Year	GP/GS	Min-Avg.	FG-FGA/Pct.	3FG-3FGA/Pct.	FT-FTA/Pct.	Reb-Avg.	A	TO	BLK	STL	PTS-Avg.
2011-12	18/0	262-14.1	19-64/.297	7-30/.233	8-16/.500	40-2.2	9	10	3	10	53-2.9
TOTALS:	18/0	262-14.1	19-64/.297	7-30/.233	8-16/.500	40-2.2	9	10	3	10	53-2.9

Career Highs

Points: Twice
 FG: 5 vs. Dartmouth (12/2/12)
 FGA: 9 vs. Northeastern (2/23/12)
 3PT-FG: 2 vs. Northeastern (2/23/12)
 3PT-FGA: 8 at Stanford (11/17/11)
 FT: 2 (4 times)
 FTA: 3 (3 times)
 Rebounds: 6 at VCU (11/11/12)
 Blocks: 2 (Twice)
 Assists: 2 (Four times)
 Steals: 3 (Twice)
 Minutes: 28 at Stanford (11/17/11)

Miscellaneous

	Season	Career
Double-Doubles:	0	0
20 or More Points:	0	0
Double Digit Scoring:	1	2
Double Digit Rebounds:	0	0
Leading Scorer:	0	0
Leading Rebounder:	0	0

#50 QUEEN TIYE JACKSON



Sophomore
Forward
6-0
Ewing, N.J.
Trenton Catholic

GAME HIGHS

Minutes

1

at Md. Eastern Shore (11/20/12)

GAME-BY-GAME

Opponent	Date	gs	min	Total		3-Pointers		Free throws		Rebounds				pf	a	t/o	blk	stl	pts	avg
				fg-fga	pct	3fg-fga	pct	ft-fa	pct	off	def	tot	avg							
at Md. Eastern Shore	11/20/12	1		0-0	.000	0-0	.000	0-0	.000	0	0	0	0.0	0	0	0	0	0	0	0.0
Totals		0	1	0-0	.000	0-0	.000	0-0	.000	0	0	0	0.0	0	0	0	0	0	0	0.0

Games played: 1
Minutes/game: 1.0

CAREER STATS

Season	gp-gs	min/avg	Total		3-Point		F-Throws		Rebounds				Scoring							
			fg-fga	pct	fg-fga	pct	ft-fa	pct	off	def	tot	avg	pf	fo	ast	to	blk	stl	pts	avg
2012	13-0	49/3.8	2-22	.091	0-8	.000	0-1	.000	9	6	15	1.2	6	0	4	3	2	0	4	0.3
2013	1-0	1/1.0	0-0	.000	0-0	.000	0-0	.000	0	0	0	0.0	0	0	0	0	0	0	0	0.0
TOTAL	14-0	50/3.6	2-22	.091	0-8	.000	0-1	.000	9	6	15	1.1	6	0	4	3	2	0	4	0.3

CAA STATS

Year	GP/GS	Min-Avg.	FG-FGA/Pct.	3FG-3FGA/Pct.	FT-FTA/Pct.	Reb-Avg.	A	TO	BLK	STL	PTS-Avg.
2011-12	4/0	10-2.5	0-5/.000	0-3/.000	0-0/.000	2-0.7	1	0	1	0	0-0.0
TOTALS:	4/0	10-2.5	0-5/.000	0-3/.000	0-0/.000	2-0.7	1	0	1	0	0-0.0

Career Highs

Points: 2 (Twice)
 FG: 1 (Twice)
 FGA: 5 at Stanford
 3PT-FG:
 3PT-FGA: 1 (Eight times)
 FT:
 FTA: 1 at Georgia Tech
 Rebounds: 4 vs. UMES (12/21/11)
 Blocks: 1 (Twice)
 Assists: 1 (Four Times)
 Steals:
 Minutes: 10 at Stanford (11/17/11)

Miscellaneous

	Season	Career
Double-Doubles:	0	0
20 or More Points:	0	0
Double Digit Scoring:	0	0
Double Digit Rebounds:	0	0
Leading Scorer:	0	0
Leading Rebounder:	0	0

#53 SHAKEVA RICHARDS



Junior
Forward
6-2
Griffin, Georgia
Spalding

GAME HIGHS

Points	9	VCU (11/17/12)
	6	USC UPSTATE (11-13-12)
	2	#10 CALIFORNIA (11-30-12)
Field Goals Made	4	VCU (11/17/12)
	2	USC UPSTATE (11-13-12)
Field Goal Attempts	7	VCU (11/17/12)
	4	USC UPSTATE (11-13-12)
3-Point Field Goals Made	1	USC UPSTATE (11-13-12)
3-Point FG Attempts	2	USC UPSTATE (11-13-12)
	1	#10 CALIFORNIA (11-30-12)
Free Throws Made	1	VCU (11/17/12)
	1	USC UPSTATE (11-13-12)
Free Throw Attempts	2	USC UPSTATE (11-13-12)
	1	VCU (11/17/12)
Rebounds	5	at Md. Eastern Shore (11/20/12)
	4	at Virginia Tech (11/09/12)
Assists	3	VCU (11/17/12)
	1	at Md. Eastern Shore (11/20/12)
Steals	1	at Md. Eastern Shore (11/20/12)
Blocked Shots	2	#10 CALIFORNIA (11-30-12)
Turnovers	2	VCU (11/17/12)
Fouls	3	#10 CALIFORNIA (11-30-12)
	3	at Md. Eastern Shore (11/20/12)
Minutes	23	VCU (11/17/12)
	21	at Md. Eastern Shore (11/20/12)

GAME-BY-GAME

Opponent	Date	gs	min	Total		3-Pointers		Free throws		Rebounds				pf	a	t/o	blk	stl	pts	avg	
				fg-fga	pct	3fg-fga	pct	ft-fga	pct	off	def	tot	avg								
at Virginia Tech	11/09/12	*	17	0-2	.000	0-0	.000	0-0	.000	0	4	4	4.0	1	0	0	0	0	0	0.0	
USC UPSTATE	11-13-12	*	18	2-4	.500	1-2	.500	1-2	.500	2	0	2	3.0	1	0	1	0	0	6	3.0	
VCU	11/17/12	*	23	4-7	.571	0-0	.000	1-1	1.000	1	1	2	2.7	2	3	2	0	0	9	5.0	
at Md. Eastern Shore	11/20/12	*	21	0-2	.000	0-0	.000	0-0	.000	3	2	5	3.3	3	1	1	0	1	0	3.8	
#10 CALIFORNIA	11-30-12	*	20	1-3	.333	0-1	.000	0-0	.000	2	1	3	3.2	3	0	1	2	0	2	3.4	
DARTMOUTH	12-2-12	*	7	0-1	.000	0-0	.000	0-0	.000	0	0	0	2.7	0	0	0	0	0	0	2.8	
Totals			6	106	7-19	.368	1-3	.333	2-3	.667	8	8	16	2.7	10	4	5	2	1	17	2.8

Games played: 6
Minutes/game: 17.7
Points/game: 2.8
FG Pct: 36.8
3FG Pct: 33.3
FT Pct: 66.7

Rebounds/game: 2.7
Assists/game: 0.7
Turnovers/game: 0.8
Assist/turnover ratio: 0.8
Steals/game: 0.2
Blocks/game: 0.3

CAREER STATS

Season	gp-gs	min/avg	Total		3-Point		F-Throws		Rebounds				Scoring							
			fg-fga	pct	fg-fga	pct	ft-fga	pct	off	def	tot	avg	pf	fo	ast	to	blk	stl	pts	avg
2011	30-2	335/11.2	23-66	.348	0-1	.000	14-16	.875	18	21	39	1.3	42	0	4	14	16	5	60	2.0
2012	31-17	536/17.3	57-126	.452	3-7	.429	22-32	.688	30	49	79	2.5	55	0	10	25	19	7	139	4.5
2013	6-6	106/17.7	7-19	.368	1-3	.333	2-3	.667	8	8	16	2.7	10	0	4	5	2	1	17	2.8
TOTAL	67-25	977/14.6	87-211	.412	4-11	.364	38-51	.745	56	78	134	2.0	107	0	18	44	37	13	216	3.2

CAA STATS

Year	GP/GS	Min-Avg.	FG-FGA/Pct.	3FG-3FGA/Pct.	FT-FTA/Pct.	Reb-Avg.	A	TO	BLK	STL	PTS-Avg.
2010-11	17/0	138-8.1	10-29/.345	0-1/.000	4-5/.800	18-1.1	2	6	8	3	25-1.5
2011-12	17/8	274-16.1	24-59/.407	2-3/.667	12-18/.667	42-2.5	6	9	6	4	62-3.6
TOTALS:	34/8	412-12.1	34-88/.386	2-4/.500	17-23/.739	60-1.8	8	15	14	7	87-2.6

Career Highs

Points: 18 vs. Louisiana Tech (11/25/11)
 FG: 7 vs. Louisiana Tech (11/25/11)
 FGA: 11 (Twice)
 3PT-FG: 1 (Three Times)
 3PT-FGA: 2 (Twice)
 FT: Twice
 FTA: 5 vs. Louisiana Tech (11/25/11)
 Rebounds: 6 at UNCW (2/12/12)
 Blocks: 3 (Four times)
 Assists: 3 vs. VCU (11/17/12)
 Steals: 1 (11 times)
 Minutes: 29 vs. Louisiana Tech (11/25/11)

Miscellaneous

	Season	Career
Double-Doubles:	0	0
20 or More Points:	0	0
Double Digit Scoring:	0	3
Double Digit Rebounds:	0	0
Leading Scorer:	0	2
Leading Rebounder:	0	0

2012-13 BOX SCORES



Official Basketball Box Score -- Game Totals -- Final Statistics Old Dominion vs Virginia Tech 11/09/12 2:00 PM at Cassell Coliseum, Blacksburg, Va.



Old Dominion 55 • 1-0

#	Player	Total			3-Ptr			Rebounds			PF	TP	A	TO	Blk	Stl	Min
		FG-FGA	FG-FGA	FT-FTA	FG-FGA	FG-FGA	FT-FTA	Off	Def	Tot							
01	Kelley, Shae	f	5-10	0-1	4-9	3	6	9	3	14	2	3	1	1	31		
53	Richards, Shakeva	f	0-2	0-0	0-0	0	4	4	1	0	0	0	0	17			
11	Betz-White, Ashley	g	0-4	0-3	0-0	0	3	3	2	0	3	0	0	28			
12	Hall, Myeisha	g	0-5	0-1	0-0	1	1	2	2	0	0	2	1	11			
14	Cook, Jackie	g	4-13	2-5	7-8	4	5	9	1	17	3	2	0	33			
03	Buchan, Mairi	g	4-7	2-4	0-0	1	0	1	1	10	0	3	0	23			
04	Allison, Rebecca	g	3-4	1-2	0-1	1	7	8	2	7	1	3	1	27			
05	Goodhope, Galaisha	g	1-4	0-0	0-0	0	2	2	0	2	2	1	0	12			
20	Martin, Brittany	g	0-1	0-0	0-0	0	0	0	0	0	0	0	0	2			
24	Younger, LaQuanda	g	0-0	0-0	0-0	0	0	0	0	0	1	0	0	4			
32	Minor, Tiffany	g	2-4	1-2	0-0	1	2	3	1	5	0	1	1	12			
Team						1	5	6									
Totals			19-54	6-18	11-18	12	35	47	13	55	11	16	4	7	200		

FG % 1st Half: 8-27 29.6% 2nd half: 11-27 40.7% Game: 19-54 35.2% Deadball Rebounds 2
 3FG % 1st Half: 1-6 16.7% 2nd half: 5-12 41.7% Game: 6-18 33.3%
 FT % 1st Half: 4-7 57.1% 2nd half: 7-11 63.6% Game: 11-18 61.1%

Virginia Tech 35 • 0-1

#	Player	Total			3-Ptr			Rebounds			PF	TP	A	TO	Blk	Stl	Min
		FG-FGA	FG-FGA	FT-FTA	FG-FGA	FG-FGA	FT-FTA	Off	Def	Tot							
24	Tajiah Campbell	f	2-3	0-0	1-2	2	5	7	4	5	0	1	2	1	28		
22	Porschia Hadley	c	4-9	0-1	0-0	3	4	7	2	8	0	0	0	0	20		
03	Aerial Wilson	g	1-9	0-2	0-0	0	0	0	2	2	2	3	0	1	25		
13	Alyssa Fenyn	g	2-5	0-0	2-3	1	4	5	3	6	3	0	1	0	25		
31	Monet Teller	g	0-9	0-4	1-2	0	9	9	1	1	2	3	0	1	26		
10	Lauren Evans	g	1-5	0-0	1-2	0	0	0	1	3	0	2	0	2	24		
20	Nia Evans	g	4-4	0-0	0-0	0	1	1	1	8	0	1	0	0	19		
21	Alex Kiss-Rusk	g	0-2	0-0	0-0	0	1	1	0	0	0	2	0	1	14		
32	Alexis Lloyd	g	0-9	0-5	2-2	1	2	3	2	2	0	3	0	1	14		
33	Kelsey Conyers	g	0-1	0-0	0-0	0	0	0	1	0	0	1	0	0	5		
Team						2	2	4									
Totals			14-56	0-12	7-11	9	28	37	17	35	7	16	3	7	200		

FG % 1st Half: 6-31 19.4% 2nd half: 8-25 32.0% Game: 14-56 25.0% Deadball Rebounds 2
 3FG % 1st Half: 0-8 0.0% 2nd half: 0-4 0.0% Game: 0-12 0.0%
 FT % 1st Half: 1-1 100.0% 2nd half: 6-10 60.0% Game: 7-11 63.6%

Officials: Susan Blaich, Karen Preato, Bob Enterline
 Technical fouls: Old Dominion-None, Virginia Tech-None.
 Attendance: 1631

Score by periods	1st	2nd	Total
Old Dominion	21	34	55
Virginia Tech	13	22	35

Last FG - ODU 2nd-03:55, VT 2nd-03:32.
 Largest lead - ODU by 21 2nd-03:55, VT by 2 1st-07:09.

Score tied - 1 time.
 Lead changed - 6 times.

Official Basketball Box Score -- Game Totals -- Final Statistics USC Upstate vs Old Dominion 11-13-12 7:00 p.m. at Constant Center- Norfolk, VA

USC Upstate 46 • 0-2

#	Player	Total			3-Ptr			Rebounds			PF	TP	A	TO	Blk	Stl	Min
		FG-FGA	FG-FGA	FT-FTA	FG-FGA	FG-FGA	FT-FTA	Off	Def	Tot							
15	McROBERTS, Lauren	f	0-0	0-0	0-2	0	0	0	0	0	0	0	2	0	0	9	
30	JENKINS, KeArrow	f	1-4	0-0	2-2	0	1	1	0	4	0	0	0	0	13		
10	SMITH, Tyra	g	1-3	0-0	2-2	0	3	3	2	4	6	7	0	1	31		
13	OHL, Hannah	g	0-1	0-1	0-0	0	1	1	0	0	1	2	0	2	15		
23	COPNEY, Tee'Ara	g	0-5	0-2	0-0	0	3	3	1	0	2	3	0	1	25		
01	HAWKINS, Tweety	g	1-4	0-0	0-0	0	0	0	0	2	2	7	0	0	13		
03	HADDOCK, Travonda	g	0-2	0-0	1-2	2	2	4	0	1	0	1	0	0	10		
05	COOPER, Shanice	g	0-1	0-0	0-0	0	2	2	0	0	1	3	0	0	13		
11	CLENCY, Brittany	g	0-5	0-1	0-0	0	1	1	2	0	1	2	0	0	14		
24	McALLISTER, Valese	g	4-4	0-0	0-0	1	1	2	2	8	0	1	0	1	9		
31	HERR, Maddie	g	0-1	0-1	0-0	0	0	0	0	0	0	0	0	0	7		
32	HICKS, Shelby	g	4-5	0-0	2-2	5	4	9	2	10	0	2	1	2	20		
34	STARLING, Brittany	g	7-7	1-1	2-4	4	0	4	1	17	0	4	1	0	21		
Team						0	3	3									
Totals			18-42	1-6	9-14	12	21	33	11	46	13	34	2	7	200		

FG % 1st Half: 11-22 50.0% 2nd half: 7-20 35.0% Game: 18-42 42.9% Deadball Rebounds 2
 3FG % 1st Half: 1-4 25.0% 2nd half: 0-2 0.0% Game: 1-6 16.7%
 FT % 1st Half: 2-2 100.0% 2nd half: 7-12 58.3% Game: 9-14 64.3%

Old Dominion 77 • 2-0

#	Player	Total			3-Ptr			Rebounds			PF	TP	A	TO	Blk	Stl	Min
		FG-FGA	FG-FGA	FT-FTA	FG-FGA	FG-FGA	FT-FTA	Off	Def	Tot							
14	Cook, Jackie	f	10-12	2-3	2-3	3	2	5	2	24	3	1	1	5	27		
53	Richards, Shakeva	f	2-4	1-2	1-2	2	0	2	1	6	0	1	0	0	18		
01	Kelley, Shae	g	5-12	0-0	0-0	5	2	7	2	10	4	1	0	27			
11	Betz-White, Ashley	g	3-6	1-4	0-0	0	0	0	1	7	4	2	0	4	21		
12	Hall, Myeisha	g	3-7	0-2	0-0	0	3	3	2	6	3	2	0	0	19		
03	Buchan, Mairi	g	3-6	1-3	2-2	1	1	2	0	9	1	1	0	1	20		
04	Allison, Rebecca	g	0-2	0-1	0-0	0	2	2	1	0	3	2	1	0	16		
05	Goodhope, Galaisha	g	4-8	0-3	4-5	0	0	0	2	12	1	0	0	2	19		
20	Martin, Brittany	g	0-0	0-0	0-0	0	2	2	1	0	0	0	0	0	5		
24	Younger, LaQuanda	g	0-3	0-3	1-2	0	1	1	0	1	0	1	0	1	11		
32	Minor, Tiffany	g	1-3	0-2	0-0	0	3	3	1	2	2	0	0	2	17		
Team						1	1	2									
Totals			31-63	5-23	10-14	14	15	29	13	77	18	16	3	15	200		

FG % 1st Half: 17-34 50.0% 2nd half: 14-29 48.3% Game: 31-63 49.2% Deadball Rebounds 1
 3FG % 1st Half: 3-13 23.1% 2nd half: 2-10 20.0% Game: 5-23 21.7%
 FT % 1st Half: 4-5 80.0% 2nd half: 6-9 66.7% Game: 10-14 71.4%

Officials: Lawson Newton, Eric Brewton, Meadow Overstreet
 Technical fouls: USC Upstate-None, Old Dominion-None.
 Attendance: 2108

Score by periods	1st	2nd	Total
USC Upstate	25	21	46
Old Dominion	41	36	77

Last FG - UPST 2nd-02:40, ODU 2nd-02:17.
 Largest lead - UPST None, ODU by 33 2nd-09:35.

Score tied - 0 times.
 Lead changed - 0 times.

Official Basketball Box Score -- Game Totals -- Final Statistics VCU vs Old Dominion 11/17/12 7:00 PM at Norfolk, Va. (Constant Center)

VCU 51 • 0-3

#	Player	Total			3-Ptr			Rebounds			PF	TP	A	TO	Blk	Stl	Min
		FG-FGA	FG-FGA	FT-FTA	FG-FGA	FG-FGA	FT-FTA	Off	Def	Tot							
24	PARKS, Robyn	f	6-18	0-0	2-6	4	6	10	2	14	1	4	1	0	37		
30	HENRY, Shekinah	f	4-8	0-0	1-3	6	6	12	1	9	0	1	0	1	23		
03	GREEN, Carleeda	g	2-6	1-2	1-4	1	3	4	4	6	3	7	0	0	24		
22	WILLIAMS, Zakia	g	2-7	0-0	2-3	4	0	4	3	6	3	3	0	1	30		
23	PELLECHIO, Jessica	g	1-9	0-6	0-0	1	2	3	1	2	2	2	0	2	28		
01	ATWATER, Kaneisha	g	0-2	0-0	1-2	2	0	2	2	1	1	5	0	2	11		
11	ROBYN, Melanie	g	0-0	0-0	0-0	0	0	0	0	0	0	0	0	0	1		
05	HOBSON, Robyn	g	0-3	0-2	0-0	0	2	2	1	0	1	1	0	1	13		
13	KOIVUNEN, Janniina	g	1-3	1-2	0-1	2	2	4	0	3	0	0	0	0	14		
14	ADEBAYO, Daphne	g	1-1	0-0	0-0	0	1	1	0	2	0	1	0	1	4		
20	ALAEZE, Adaeze	g	4-10	0-1	0-1	0	2	2	3	8	2	1	1	0	15		
Team						5	0	5									
Totals			21-67	2-13	7-20	25	24	49	17	51	13	25	2	8	200		

FG % 1st Half: 11-40 27.5% 2nd half: 10-27 37.0% Game: 21-67 31.3% Deadball Rebounds 5
 3FG % 1st Half: 1-8 12.5% 2nd half: 1-5 20.0% Game: 2-13 15.4%
 FT % 1st Half: 3-11 27.3% 2nd half: 4-9 44.4% Game: 7-20 35.0%

Old Dominion 74 • 3-0

#	Player	Total			3-Ptr			Rebounds			PF	TP	A	TO	Blk	Stl	Min
		FG-FGA	FG-FGA	FT-FTA	FG-FGA	FG-FGA	FT-FTA	Off									

2012-13 BOX SCORES

Official Basketball Box Score -- Game Totals -- Final Statistics
California vs Old Dominion
 11-30-12 7:00 p.m. at Constant Center/ Norfolk, VA

California 63 • 6-0 #10/11

##	Player	Total		3-Ptr		Rebounds			PF	TP	A	TO	Blk	Stl	Min
		FG-FGA	FT-FTA	FG-FGA	FT-FTA	Off	Def	Tot							
25	Brandon, Gennifer	f	4-15	0-0	1-2	5	12	17	3	9	0	7	2	2	27
33	Caldwell, Talia	f	4-6	0-0	2-9	4	6	10	4	10	0	2	0	0	24
02	Jeimerigbe, Afure	g	3-9	0-3	0-0	4	4	8	1	6	1	3	1	2	35
15	Boyd, Brittany	g	4-8	0-1	5-6	1	3	4	4	13	3	2	1	0	20
23	Clarendon, Layshia	g	4-10	1-3	6-10	0	6	6	4	15	2	4	1	1	39
04	Pierre, Eliza	g	0-2	0-1	1-2	1	3	4	3	1	4	1	1	2	24
21	Gray, Reshanda	g	3-6	0-0	1-3	2	3	5	3	7	0	4	0	0	18
30	Lyles, Mikayla	g	0-0	0-0	0-0	0	0	0	2	0	0	0	0	0	2
40	Hartman, Justine	g	1-4	0-0	0-0	3	0	3	1	2	0	2	0	1	11
Team						7	2	9							
Totals			23-60	1-8	16-32	27	39	66	25	63	10	25	6	8	200
FG % 1st Half:		12-33	36.4%	2nd half:	11-27	40.7%	Game:		23-60	38.3%					
3FG % 1st Half:		0-3	0.0%	2nd half:	1-5	20.0%	Game:		1-8	12.5%					
FT % 1st Half:		7-16	43.8%	2nd half:	9-16	56.3%	Game:		16-32	50.0%					
Deadball Rebounds: 6															

Old Dominion 47 • 4-1

##	Player	Total		3-Ptr		Rebounds			PF	TP	A	TO	Blk	Stl	Min
		FG-FGA	FT-FTA	FG-FGA	FT-FTA	Off	Def	Tot							
01	Kelley, Shae	f	8-19	0-0	5-14	2	5	7	4	21	0	4	2	1	35
53	Richards, Shakeva	f	1-3	0-1	0-0	0	2	3	3	2	0	1	2	0	20
11	Betz-White, Ashley	g	0-4	0-1	0-0	0	2	2	2	0	0	0	0	1	13
12	Hall, Myeisha	g	3-9	0-1	2-2	0	1	1	3	8	1	2	1	2	23
14	Cook, Jackie	g	3-10	0-2	2-4	3	4	7	3	8	2	0	1	2	35
03	Buchan, Mairi	g	0-2	0-1	0-0	1	1	2	0	0	1	1	1	0	17
04	Allison, Rebecca	g	1-3	0-1	3-4	0	3	3	2	5	2	2	0	1	18
05	Goodhope, Galaisha	g	1-7	0-0	1-2	1	0	1	1	3	2	2	0	1	26
24	Younger, LaQuanda	g	0-0	0-0	0-0	0	0	0	0	0	0	0	0	0	0+
32	Minor, Tiffany	g	0-3	0-1	0-0	1	3	4	2	0	0	1	0	0	13
Team						3	0	3							
Totals			17-60	0-8	13-26	13	20	33	20	47	8	13	7	8	200
FG % 1st Half:		6-29	20.7%	2nd half:	11-31	35.5%	Game:		17-60	28.3%					
3FG % 1st Half:		0-4	0.0%	2nd half:	0-4	0.0%	Game:		0-8	0.0%					
FT % 1st Half:		8-16	50.0%	2nd half:	5-10	50.0%	Game:		13-26	50.0%					
Deadball Rebounds: 4															

Officials: Susan Blauch, Carla Fountain, Jennifer Rezac
 Technical fouls: California-None. Old Dominion-Team.
 Attendance: 3003

Score by periods	1st	2nd	Total
California	31	32	63
Old Dominion	20	27	47

Last FG - CAL 2nd-01:59, ODU 2nd-08:35.
 Largest lead - CAL by 16 2nd-00:48, ODU by 2 1st-19:30.

Points	In	Off	2nd	Fast	Bench
CAL	42	10	19	10	10
ODU	30	23	9	6	8

Score tied - 3 times.
 Lead changed - 1 time.

Official Basketball Box Score -- Game Totals -- Final Statistics
Dartmouth vs Old Dominion
 12-2-12 2 p.m. at Constant Center/Norfolk, VA

Dartmouth 59 • 1-5

##	Player	Total		3-Ptr		Rebounds			PF	TP	A	TO	Blk	Stl	Min
		FG-FGA	FT-FTA	FG-FGA	FT-FTA	Off	Def	Tot							
31	Schmitt, Abbey	f	3-8	0-1	1-2	5	6	11	0	7	2	2	0	3	31
05	Dawson, Tia	c	1-4	0-0	0-0	1	4	5	3	2	1	3	0	0	23
03	Zimmer, Nicola	g	6-10	2-3	3-4	1	1	2	3	17	3	4	1	0	35
25	Steen, Fiaziah	g	6-14	2-6	2-2	1	2	3	4	16	2	5	2	1	34
52	Thompson, Kamala	g	1-4	0-0	0-0	3	1	4	3	2	2	1	0	0	16
02	Crockett, Kasey	g	0-0	0-0	0-0	0	1	1	0	0	0	0	0	0	1
04	Turner, Jordyn	g	1-2	0-0	0-0	1	1	2	1	2	0	1	0	0	7
11	Toskovic, Milica	g	3-6	3-4	0-0	1	3	4	1	9	1	2	0	1	27
13	Roland, Lakin	g	0-1	0-0	2-4	2	3	5	4	2	2	4	0	1	15
23	Jordan, Daisy	g	1-6	0-0	0-0	1	0	1	1	2	0	0	0	0	11
Team						0	3	3							
Totals			22-55	7-14	8-12	16	25	41	20	59	13	23	3	6	200
FG % 1st Half:		13-22	59.1%	2nd half:	9-33	27.3%	Game:		22-55	40.0%					
3FG % 1st Half:		5-7	71.4%	2nd half:	2-7	28.6%	Game:		7-14	50.0%					
FT % 1st Half:		2-2	100.0%	2nd half:	6-10	60.0%	Game:		8-12	66.7%					
Deadball Rebounds: 0															

Old Dominion 73 • 5-1

##	Player	Total		3-Ptr		Rebounds			PF	TP	A	TO	Blk	Stl	Min
		FG-FGA	FT-FTA	FG-FGA	FT-FTA	Off	Def	Tot							
01	Kelley, Shae	f	2-11	0-0	4-7	6	6	12	1	8	0	4	1	1	29
14	Cook, Jackie	f	8-17	2-7	1-2	1	7	8	3	19	1	0	1	4	33
53	Richards, Shakeva	f	0-1	0-0	0-0	0	0	0	0	0	0	0	0	0	7
11	Betz-White, Ashley	g	0-3	0-1	3-4	1	1	2	1	3	5	1	0	2	20
12	Hall, Myeisha	g	1-6	0-2	2-2	1	2	3	2	4	2	0	1	1	19
03	Buchan, Mairi	g	8-13	0-3	7-9	2	2	4	2	23	3	2	0	1	31
04	Allison, Rebecca	g	1-4	0-1	0-0	1	0	1	1	2	3	0	0	0	16
05	Goodhope, Galaisha	g	2-3	0-0	0-0	0	2	2	2	4	6	3	0	3	20
24	Younger, LaQuanda	g	0-0	0-0	0-0	0	0	0	0	0	0	1	0	0	5
32	Minor, Tiffany	g	5-6	0-0	0-1	1	1	2	1	10	0	1	2	0	20
Team						5	0	5							
Totals			27-64	2-14	17-25	18	21	39	13	73	20	12	5	12	200
FG % 1st Half:		14-36	38.9%	2nd half:	13-28	46.4%	Game:		27-64	42.2%					
3FG % 1st Half:		0-8	0.0%	2nd half:	2-6	33.3%	Game:		2-14	14.3%					
FT % 1st Half:		11-17	64.7%	2nd half:	6-8	75.0%	Game:		17-25	68.0%					
Deadball Rebounds: 2															

Officials: Tony Lippa, Angel Stanton, Toby Jones
 Technical fouls: Dartmouth-Thompson, Kamala. Old Dominion-None.
 Attendance: 2133

Score by periods	1st	2nd	Total
Dartmouth	33	26	59
Old Dominion	39	34	73

Last FG - DART 2nd-03:55, ODU 2nd-00:04.
 Largest lead - DART by 8 1st-10:39, ODU by 14 2nd-00:04.

Points	In	Off	2nd	Fast	Bench
DART	22	13	9	0	15
ODU	47	28	17	19	39

Score tied - 3 times.
 Lead changed - 1 time.

STARTING LINE-UPS

at Virginia Tech	Hall	Betz-White	Cook	Kelley	Richards	1-0
USC Upstate	Hall	Betz-White	Cook	Kelley	Richards	2-0
VCU	Hall	Betz-White	Cook	Kelley	Richards	3-0
at UMES	Hall	Betz-White	Cook	Kelley	Richards	4-0
#10/11 California	Hall	Betz-White	Cook	Kelley	Richards	4-1
Dartmouth	Hall	Betz-White	Cook	Kelley	Richards	5-1
N.C. Central							
at UNLV							
vs. TBA							
vs. TBA							
S.C. State							
Pittsburgh							
at Georgia State*							
Towson*							
Delaware*							
at UNCW*							
at Hofstra*							
Georgia State*							
at William & Mary*							
Drexel*							
UNCW*							
at George Mason*							
at Drexel*							
James Madison*							
at Delaware*							
Northeastern*							
William & Mary*							
Hofstra*							
at James Madison*							
at Northeastern*							

LEAD/DEFICIT CHART

<u>Opponent</u>	<u>Largest Lead</u>	<u>Largest Deficit</u>
at Virginia Tech	21 - 3:55 in 2nd	2 - 7:09 in 1st
USC Upstate	33 - 9:35 in 2nd	None
VCU	25 - 15:00 in 2nd	2 - 19:02 in 1st
at UMES	20 - 4:07 in 2nd	3 - 5:35 in 1st
#10/11 California	2 - 19:30 in 1st	16 - 0:48 in 2nd
Dartmouth	14- 0:04 in 2nd	8 - 10:39 in 1st
N.C. Central		
at UNLV		
vs. TBA		
vs. TBA		
S.C. State		
Pittsburgh		
at Georgia State*		
Towson*		
Delaware*		
at UNCW*		
at Hofstra*		
Georgia State*		
at William & Mary*		
Drexel*		
UNCW*		
at George Mason*		
at Drexel*		
James Madison*		
at Delaware*		
Northeastern*		
William & Mary*		
Hofstra*		
at James Madison*		
at Northeastern*		

GAME-BY-GAME COMPARISON

Old Dominion Women's Basketball 2012-13
Old Dominion Team Game-by-Game Comparison (as of Dec 02, 2012)
All games

Opponent	1st	2nd	Score	Mar	Total FG	FG Pct	3-Pointers	3FG Pct	Free Throws	FT Pct	Rebounds	Assist	T/Over	Block	Steal	Fouls
Virginia Tech	21/13	34/22	55-35	+20	19-54/14-56	.352/.250	6-18/0-12	.333/.000	11-18/7-11	.611/.636	47/37 +10	11/7	16/16	4/3	7/7	13/17
USC UPSTATE	41/25	36/21	77-46	+31	31-63/18-42	.492/.429	5-23/1-6	.217/.167	10-14/9-14	.714/.643	29/33 (4)	18/13	16/34	3/2	15/7	13/11
VCU	38/26	36/25	74-51	+23	27-61/21-67	.443/.313	8-18/2-13	.444/.154	12-16/7-20	.750/.350	41/49 (8)	20/13	20/25	6/2	11/8	20/17
Md. Eastern Shore	26/17	36/29	62-46	+16	25-56/13-53	.446/.245	5-17/4-18	.294/.222	7-13/16-28	.538/.571	46/34 +12	16/8	26/24	2/0	12/8	21/18
#10 CALIFORNIA	20/31	27/32	47-63	(16)	17-60/23-60	.283/.383	0-8/1-8	.000/.125	13-26/16-32	.500/.500	33/66 (33)	8/10	13/25	7/6	8/8	20/25
DARTMOUTH	39/33	34/26	73-59	+14	27-64/22-55	.422/.400	2-14/7-14	.143/.500	17-25/8-12	.680/.667	39/41 (2)	20/13	12/23	5/3	12/6	13/20

Note: Game totals are displayed in the format TEAM/OPPONENT for each category

2012-13 OLD DOMINION COMBINED STATS

RECORD:	OVERALL	HOME	AWAY	NEUTRAL
ALL GAMES	5-1	3-1	2-0	0-0
CONFERENCE	0-0	0-0	0-0	0-0
NON-CONFERENCE	5-1	3-1	2-0	0-0

#	Player	gp-gs	min	avg	Total		3-Point		F-Throw		Rebounds				pf	dq	a	to	blk	stl	pts	avg
					fg-fga	fg%	3fg-fga	3fg%	ft-fta	ft%	off	def	tot	avg								
14	Cook, Jackie	6-6	188	31.3	38-75	.507	11-26	.423	15-21	.714	13	31	44	7.3	14	0	13	4	3	17	102	17.0
01	Kelley, Shae	6-6	170	28.3	29-69	.420	0-1	.000	13-34	.382	23	28	51	8.5	16	0	5	29	7	10	71	11.8
03	Buchan, Mairi	6-0	123	20.5	17-36	.472	3-13	.231	11-13	.846	5	8	13	2.2	6	0	9	9	3	2	48	8.0
32	Minor, Tiffany	6-0	105	17.5	14-25	.560	3-8	.375	4-6	.667	3	16	19	3.2	7	0	4	4	5	2	35	5.8
12	Hall, Myeisha	6-6	122	20.3	12-43	.279	2-12	.167	7-8	.875	3	18	21	3.5	13	0	10	11	3	6	33	5.5
11	Betz-White, Ashley	6-6	126	21.0	10-34	.294	3-16	.188	7-9	.778	5	10	15	2.5	14	0	16	11	0	13	30	5.0
05	Goodhope, Galaisha	6-0	113	18.8	10-29	.345	1-6	.167	6-9	.667	2	8	10	1.7	12	0	17	14	0	10	27	4.5
04	Allison, Rebecca	6-0	105	17.5	7-19	.368	1-8	.125	3-5	.600	6	11	17	2.8	7	0	15	9	4	2	18	3.0
53	Richards, Shakeva	6-6	106	17.7	7-19	.368	1-3	.333	2-3	.667	8	8	16	2.7	10	0	4	5	2	1	17	2.8
24	Younger, LaQuanda	6-0	31	5.2	2-8	.250	1-5	.200	2-4	.500	0	1	1	0.2	0	0	0	4	0	2	7	1.2
20	Martin, Brittany	4-0	10	2.5	0-1	.000	0-0	.000	0-0	.000	0	2	2	0.5	1	0	0	0	0	0	0	0.0
50	Tiye Jackson, Queen	1-0	1	1.0	0-0	.000	0-0	.000	0-0	.000	0	0	0	0.0	0	0	0	0	0	0	0	0.0
Team													13	13	26				3			
Total.....		6	1200		146-358	.408	26-98	.265	70-112	.625	81	154	235	39.2	100	0	93	103	27	65	388	64.7
Opponents.....		6	1200		111-333	.333	15-71	.211	63-117	.538	101	159	260	43.3	108	-	64	147	16	44	300	50.0

TEAM STATISTICS	ODU	OPP	Date	Opponent	Score	Att.
SCORING	388	300	11/09/12	at Virginia Tech	w 55-35	1631
Points per game	64.7	50.0	11-13-12	USC UPSTATE	w 77-46	2108
Scoring margin	+14.7	-	11/17/12	VCU	w 74-51	2512
FIELD GOALS-ATT	146-358	111-333	11/20/12	at Md. Eastern Shore	w 62-46	473
Field goal pct	.408	.333	11-30-12	#10 CALIFORNIA	L 47-63	3003
3 POINT FG-ATT	26-98	15-71	12-2-12	DARTMOUTH	w 73-59	2133
3-point FG pct	.265	.211				
3-pt FG made per game	4.3	2.5				
FREE THROWS-ATT	70-112	63-117				
Free throw pct	.625	.538				
F-Throws made per game	11.7	10.5				
REBOUNDS	235	260				
Rebounds per game	39.2	43.3				
Rebounding margin	-4.2	-				
ASSISTS	93	64				
Assists per game	15.5	10.7				
TURNOVERS	103	147				
Turnovers per game	17.2	24.5				
Turnover margin	+7.3	-				
Assist/turnover ratio	0.9	0.4				
STEALS	65	44				
Steals per game	10.8	7.3				
BLOCKS	27	16				
Blocks per game	4.5	2.7				
ATTENDANCE	9756	2104				
Home games-Avg/Game	4-2439	2-1052				
Neutral site-Avg/Game	-	0-0				

* = Conference game

Score by Periods	1st	2nd	Totals
Old Dominion	185	203	388
Opponents	145	155	300

2012-13 OLD DOMINION CATEGORY LEADERS

Points	G	Pts	Pts/G
Cook, Jackie	6	102	17.0
Kelley, Shae	6	71	11.8
Buchan, Mairi	6	48	8.0
Minor, Tiffany	6	35	5.8
Hall, Myeisha	6	33	5.5
Betz-White, Ashley	6	30	5.0
Goodhope, Galaisha	6	27	4.5
Allison, Rebecca	6	18	3.0
Richards, Shakeva	6	17	2.8
Younger, LaQuanda	6	7	1.2

Scoring Average	G	Pts	Avg/G
Cook, Jackie	6	102	17.0
Kelley, Shae	6	71	11.8
Buchan, Mairi	6	48	8.0
Minor, Tiffany	6	35	5.8
Hall, Myeisha	6	33	5.5
Betz-White, Ashley	6	30	5.0
Goodhope, Galaisha	6	27	4.5
Allison, Rebecca	6	18	3.0
Richards, Shakeva	6	17	2.8
Younger, LaQuanda	6	7	1.2
Tiye Jackson, Queen	1	0	0.0
Martin, Brittany	4	0	0.0

FG Percentage	FG	Att	Pct
Minor, Tiffany	14	25	.560
Cook, Jackie	38	75	.507
Buchan, Mairi	17	36	.472
Kelley, Shae	29	69	.420
Allison, Rebecca	7	19	.368
Richards, Shakeva	7	19	.368
Goodhope, Galaisha	10	29	.345
Betz-White, Ashley	10	34	.294
Hall, Myeisha	12	43	.279
Younger, LaQuanda	2	8	.250
Martin, Brittany	0	1	.000

Field Goal Attempts	G	Att	Att/G
Cook, Jackie	6	75	12.5
Kelley, Shae	6	69	11.5
Hall, Myeisha	6	43	7.2
Buchan, Mairi	6	36	6.0
Betz-White, Ashley	6	34	5.7

Field Goals Made	G	Made	Made/G
Cook, Jackie	6	38	6.3
Kelley, Shae	6	29	4.8
Buchan, Mairi	6	17	2.8
Minor, Tiffany	6	14	2.3
Hall, Myeisha	6	12	2.0

3-Point Percentage	3FG	Att	Pct
Cook, Jackie	11	26	.423
Minor, Tiffany	3	8	.375
Richards, Shakeva	1	3	.333
Buchan, Mairi	3	13	.231
Younger, LaQuanda	1	5	.200
Betz-White, Ashley	3	16	.188
Hall, Myeisha	2	12	.167
Goodhope, Galaisha	1	6	.167
Allison, Rebecca	1	8	.125
Kelley, Shae	0	1	.000

3-Point FG Attempts	G	Att	Att/G
Cook, Jackie	6	26	4.3
Betz-White, Ashley	6	16	2.7
Buchan, Mairi	6	13	2.2
Hall, Myeisha	6	12	2.0
Allison, Rebecca	6	8	1.3
Minor, Tiffany	6	8	1.3

3-Point FG Made	G	Made	Made/G
Cook, Jackie	6	11	1.8
Buchan, Mairi	6	3	0.5
Minor, Tiffany	6	3	0.5
Betz-White, Ashley	6	3	0.5
Hall, Myeisha	6	2	0.3

Free Throw Percent	FG	Att	Pct
Hall, Myeisha	7	8	.875
Buchan, Mairi	11	13	.846
Betz-White, Ashley	7	9	.778
Cook, Jackie	15	21	.714
Richards, Shakeva	2	3	.667
Minor, Tiffany	4	6	.667
Goodhope, Galaisha	6	9	.667
Allison, Rebecca	3	5	.600
Younger, LaQuanda	2	4	.500
Kelley, Shae	13	34	.382

Free Throw Attempts	G	Att	Att/G
Kelley, Shae	6	34	5.7
Cook, Jackie	6	21	3.5
Buchan, Mairi	6	13	2.2
Betz-White, Ashley	6	9	1.5
Goodhope, Galaisha	6	9	1.5

Free Throws Made	G	Made	Made/G
Cook, Jackie	6	15	2.5
Kelley, Shae	6	13	2.2
Buchan, Mairi	6	11	1.8
Hall, Myeisha	6	7	1.2
Betz-White, Ashley	6	7	1.2

2012-13 OLD DOMINION CATEGORY LEADERS

Rebounds	G	Reb	Reb/G
Kelley, Shae	6	51	8.5
Cook, Jackie	6	44	7.3
Hall, Myeisha	6	21	3.5
Minor, Tiffany	6	19	3.2
Allison, Rebecca	6	17	2.8

Assists	G	No.	Ast/G
Goodhope, Galaisha	6	17	2.8
Betz-White, Ashley	6	16	2.7
Allison, Rebecca	6	15	2.5
Cook, Jackie	6	13	2.2
Hall, Myeisha	6	10	1.7

Rebound Average	G	Reb	Avg/G
Kelley, Shae	6	51	8.5
Cook, Jackie	6	44	7.3
Hall, Myeisha	6	21	3.5
Minor, Tiffany	6	19	3.2
Allison, Rebecca	6	17	2.8

Steals	G	No.	Stl/G
Cook, Jackie	6	17	2.8
Betz-White, Ashley	6	13	2.2
Kelley, Shae	6	10	1.7
Goodhope, Galaisha	6	10	1.7
Hall, Myeisha	6	6	1.0

Offensive Rebounds	G	No.	Avg/G
Kelley, Shae	6	23	3.8
Cook, Jackie	6	13	2.2
Richards, Shakeva	6	8	1.3
Allison, Rebecca	6	6	1.0
Buchan, Mairi	6	5	0.8
Betz-White, Ashley	6	5	0.8

Blocked Shots	G	No.	Blk/G
Kelley, Shae	6	7	1.2
Minor, Tiffany	6	5	0.8
Allison, Rebecca	6	4	0.7
Cook, Jackie	6	3	0.5
Buchan, Mairi	6	3	0.5
Hall, Myeisha	6	3	0.5

Defensive Rebounds	G	No.	Avg/G
Cook, Jackie	6	31	5.2
Kelley, Shae	6	28	4.7
Hall, Myeisha	6	18	3.0
Minor, Tiffany	6	16	2.7
Allison, Rebecca	6	11	1.8

Minutes	G	No.	Min/G
Cook, Jackie	6	188	31.3
Kelley, Shae	6	170	28.3
Betz-White, Ashley	6	126	21.0
Buchan, Mairi	6	123	20.5
Hall, Myeisha	6	122	20.3

Fouls	G	No.	Per/G
Kelley, Shae	6	16	2.7
Cook, Jackie	6	14	2.3
Betz-White, Ashley	6	14	2.3
Hall, Myeisha	6	13	2.2
Goodhope, Galaisha	6	12	2.0

Turnovers	G	No.	TO/G
Kelley, Shae	6	29	4.8
Goodhope, Galaisha	6	14	2.3
Hall, Myeisha	6	11	1.8
Betz-White, Ashley	6	11	1.8
Buchan, Mairi	6	9	1.5
Allison, Rebecca	6	9	1.5

Fouls	G	No.
--------------	----------	------------

2012-13 OLD DOMINION GAME-BY-GAME LEADERS

Opponent	Date	Score	Points	Rebounds	Assists	Steals	Blocked shots
at Virginia Tech	11/09/12	55-35	17-Cook, Jackie	9-Kelley, Shae Cook, Jackie	3-Cook, Jackie Betz-White, Ashley	3-Cook, Jackie	1-Minor, Tiffany Hall, Myeisha Allison, Rebecca Kelley, Shae
USC UPSTATE	11-13-12	77-46	24-Cook, Jackie	7-Kelley, Shae	4-Betz-White, Ashley	5-Cook, Jackie	1-Cook, Jackie Kelley, Shae Allison, Rebecca
VCU	11/17/12	74-51	17-Betz-White, Ashley	10-Cook, Jackie	4-Goodhope, Galaish	4-Kelley, Shae Betz-White, Ashley	2-Buchan, Mairi Allison, Rebecca
at Md. Eastern Shore	11/20/12	62-46	22-Cook, Jackie	10-Kelley, Shae	3-Betz-White, Ashley Allison, Rebecca	3-Kelley, Shae	1-Minor, Tiffany Kelley, Shae
#10 CALIFORNIA	11-30-12	47-63	21-Kelley, Shae	7-Cook, Jackie Kelley, Shae	2-Allison, Rebecca Goodhope, Galaisha Cook, Jackie	2-Hall, Myeisha Cook, Jackie	2-Richards, Shakeva Kelley, Shae
DARTMOUTH	12-2-12	73-59	23-Buchan, Mairi	12-Kelley, Shae	6-Goodhope, Galaish	4-Cook, Jackie	2-Minor, Tiffany

2012-13 OLD DOMINION TEAM GAME-BY-GAME

Opponent	Date	Score	Total		3-Pointers		Free throws		Rebounds				pf	a	t/o	blk	stl	pts	avg	
			fg-fga	pct	3fg-fga	pct	ft-fa	pct	off	def	tot	avg								
at Virginia Tech	11/09/12	55-35	W	19-54	.352	6-18	.333	11-18	.611	12	35	47	47.0	13	11	16	4	7	55	55.0
USC UPSTATE	11-13-12	77-46	W	31-63	.492	5-23	.217	10-14	.714	14	15	29	38.0	13	18	16	3	15	77	66.0
VCU	11/17/12	74-51	W	27-61	.443	8-18	.444	12-16	.750	12	29	41	39.0	20	20	20	6	11	74	68.7
at Md. Eastern Shore	11/20/12	62-46	W	25-56	.446	5-17	.294	7-13	.538	12	34	46	40.8	21	16	26	2	12	62	67.0
#10 CALIFORNIA	11-30-12	47-63	L	17-60	.283	0-8	.000	13-26	.500	13	20	33	39.2	20	8	13	7	8	47	63.0
DARTMOUTH	12-2-12	73-59	W	27-64	.422	2-14	.143	17-25	.680	18	21	39	39.2	13	20	12	5	12	73	64.7
Old Dominion		388		146-358	.408	26-98	.265	70-112	.625	81	154	235	39.2	100	93	103	27	65	388	64.7
Opponents		300		111-333	.333	15-71	.211	63-117	.538	101	159	260	43.3	108	64	147	16	44	300	50.0

Games played: 6
 Points/game: 64.7
 FG Pct: 40.8
 3FG Pct: 26.5
 FT Pct: 62.5

Rebounds/game: 39.2
 Assists/game: 15.5
 Turnovers/game: 17.2
 Assist/turnover ratio: 0.9
 Steals/game: 10.8
 Blocks/game: 4.5

2012-13 OPPONENTS GAME-BY-GAME

Opponent	Date	Score	Total		3-Pointers		Free throws		Rebounds				pf	a	t/o	blk	stl	pts	avg	
			fg-fga	pct	3fg-fga	pct	ft-fa	pct	off	def	tot	avg								
at Virginia Tech	11/09/12	55-35	W	14-56	.250	0-12	.000	7-11	.636	9	28	37	37.0	17	7	16	3	7	35	35.0
USC UPSTATE	11-13-12	77-46	W	18-42	.429	1-6	.167	9-14	.643	12	21	33	35.0	11	13	34	2	7	46	40.5
VCU	11/17/12	74-51	W	21-67	.313	2-13	.154	7-20	.350	25	24	49	39.7	17	13	25	2	8	51	44.0
at Md. Eastern Shore	11/20/12	62-46	W	13-53	.245	4-18	.222	16-28	.571	12	22	34	38.2	18	8	24	0	8	46	44.5
#10 CALIFORNIA	11-30-12	47-63	L	23-60	.383	1-8	.125	16-32	.500	27	39	66	43.8	25	10	25	6	8	63	48.2
DARTMOUTH	12-2-12	73-59	W	22-55	.400	7-14	.500	8-12	.667	16	25	41	43.3	20	13	23	3	6	59	50.0
Opponents		300		111-333	.333	15-71	.211	63-117	.538	101	159	260	43.3	108	64	147	16	44	300	50.0
Old Dominion		388		146-358	.408	26-98	.265	70-112	.625	81	154	235	39.2	100	93	103	27	65	388	64.7

Games played: 6
 Points/game: 50.0
 FG Pct: 33.3
 3FG Pct: 21.1
 FT Pct: 53.8

Rebounds/game: 43.3
 Assists/game: 10.7
 Turnovers/game: 24.5
 Assist/turnover ratio: 0.4
 Steals/game: 7.3
 Blocks/game: 2.7

2012-13 OLD DOMINION INDIVIDUAL GAME-BY-GAME

Old Dominion Points-Rebounds-Assists (as of Dec 02, 2012) All games

Opponent	Date	Score		01	03	04	05	11	12	14
				KELLEY,SHA	BUCHAN,MAI	ALLISON,RE	GOODHOPE,G	BETZ-WHITE	HALL,MYEIS	COOK,JACKI
at Virginia Tech	11/09/12	55-35	w	14-9-2	10-1-0	7-8-1	2-2-2	0-3-3	0-2-0	17-9-3
USC UPSTATE	11-13-12	77-46	w	10-7-1	9-2-1	0-2-3	12-0-1	7-0-4	6-3-3	24-5-3
VCU	11/17/12	74-51	w	6-6-0	4-2-3	2-1-3	3-2-4	17-3-1	11-8-3	12-10-3
at Md. Eastern Shore	11/20/12	62-46	w	12-10-2	2-2-1	2-2-3	3-3-2	3-5-3	4-4-1	22-5-1
#10 CALIFORNIA	11-30-12	47-63	L	21-7-0	0-2-1	5-3-2	3-1-2	0-2-0	8-1-1	8-7-2
DARTMOUTH	12-2-12	73-59	w	8-12-0	23-4-3	2-1-3	4-2-6	3-2-5	4-3-2	19-8-1

Opponent	Date	Score		20	24	32	50	53
				MARTIN,BRI	YOUNGER,LA	MINOR,TIFF	TIYE JACKS	RICHARDS,S
at Virginia Tech	11/09/12	55-35	w	0-0-0	0-0-0	5-3-0	DNP	0-4-0
USC UPSTATE	11-13-12	77-46	w	0-2-0	1-1-0	2-3-2	DNP	6-2-0
VCU	11/17/12	74-51	w	0-0-0	1-0-0	9-2-0	DNP	9-2-3
at Md. Eastern Shore	11/20/12	62-46	w	0-0-0	5-0-0	9-5-2	0-0-0	0-5-1
#10 CALIFORNIA	11-30-12	47-63	L	DNP	0-0-0	0-4-0	DNP	2-3-0
DARTMOUTH	12-2-12	73-59	w	DNP	0-0-0	10-2-0	DNP	0-0-0

ODU/OPPONENT TEAM AND INDIVIDUAL HIGHS

Old Dominion - TEAM GAME HIGHS

POINTS	77	USC UPSTATE (11-13-12)
	74	VCU (11/17/12)
	73	DARTMOUTH (12-2-12)
	62	at Md. Eastern Shore (11/20/12)
	55	at Virginia Tech (11/09/12)
FIELD GOALS MADE	31	USC UPSTATE (11-13-12)
	27	DARTMOUTH (12-2-12)
	27	VCU (11/17/12)
FIELD GOAL ATTEMPTS	64	DARTMOUTH (12-2-12)
	63	USC UPSTATE (11-13-12)
FIELD GOAL PERCENTAGE	.492 (31-63)	USC UPSTATE (11-13-12)
	.446 (25-56)	at Md. Eastern Shore (11/20/12)
3 PT FIELD GOALS MADE	8	VCU (11/17/12)
	6	at Virginia Tech (11/09/12)
3 PT FG ATTEMPTS	23	USC UPSTATE (11-13-12)
	18	VCU (11/17/12)
	18	at Virginia Tech (11/09/12)
3 PT FG PERCENTAGE	.444 (8-18)	VCU (11/17/12)
	.333 (6-18)	at Virginia Tech (11/09/12)
FREE THROWS MADE	17	DARTMOUTH (12-2-12)
	13	#10 CALIFORNIA (11-30-12)
FREE THROW ATTEMPTS	26	#10 CALIFORNIA (11-30-12)
	25	DARTMOUTH (12-2-12)
FREE THROW PERCENTAGE	.750 (12-16)	VCU (11/17/12)
	.714 (10-14)	USC UPSTATE (11-13-12)
REBOUNDS	47	at Virginia Tech (11/09/12)
	46	at Md. Eastern Shore (11/20/12)
ASSISTS	20	DARTMOUTH (12-2-12)
	20	VCU (11/17/12)
STEALS	15	USC UPSTATE (11-13-12)
	12	DARTMOUTH (12-2-12)
	12	at Md. Eastern Shore (11/20/12)
BLOCKED SHOTS	7	#10 CALIFORNIA (11-30-12)
	6	VCU (11/17/12)
TURNOVERS	26	at Md. Eastern Shore (11/20/12)
	20	VCU (11/17/12)
FOULS	21	at Md. Eastern Shore (11/20/12)
	20	#10 CALIFORNIA (11-30-12)
	20	VCU (11/17/12)

Old Dominion - INDIVIDUAL GAME HIGHS

Points	24	Cook, Jackie vs USC Upstate (11-13-12)
	23	Buchan, Mairi vs Dartmouth (12-2-12)
	22	Cook, Jackie at Md. Eastern Shore (11/20/12)
	21	Kelley, Shae vs #10 California (11-30-12)
	19	Cook, Jackie vs Dartmouth (12-2-12)
Field Goals Made	10	Cook, Jackie vs USC Upstate (11-13-12)
	9	Cook, Jackie at Md. Eastern Shore (11/20/12)
Field Goal Att.	19	Kelley, Shae vs #10 California (11-30-12)
	17	Cook, Jackie vs Dartmouth (12-2-12)
FG Pct (min 5 made)	.833 (10-12)	Cook, Jackie vs USC Upstate (11-13-12)
	.833 (5-6)	Minor, Tiffany vs Dartmouth (12-2-12)
3-Point FG Made	3	Cook, Jackie at Md. Eastern Shore (11/20/12)
	2	Cook, Jackie vs Dartmouth (12-2-12)
	2	Betz-White, Ashley vs VCU (11/17/12)
	2	Hall, Myeisha vs VCU (11/17/12)
	2	Cook, Jackie vs VCU (11/17/12)
	2	Cook, Jackie vs USC Upstate (11-13-12)
	2	Buchan, Mairi at Virginia Tech (11/09/12)
	2	Cook, Jackie at Virginia Tech (11/09/12)
3-Point FG Att.	7	Cook, Jackie vs Dartmouth (12-2-12)
	6	Cook, Jackie at Md. Eastern Shore (11/20/12)
3-Pt FG Pct (min 2 made)	.667 (2-3)	Cook, Jackie vs VCU (11/17/12)
	.667 (2-3)	Betz-White, Ashley vs VCU (11/17/12)
	.667 (2-3)	Cook, Jackie vs USC Upstate (11-13-12)
Free Throws Made	7	Buchan, Mairi vs Dartmouth (12-2-12)
	7	Cook, Jackie at Virginia Tech (11/09/12)
Free Throw Att.	14	Kelley, Shae vs #10 California (11-30-12)
	9	Buchan, Mairi vs Dartmouth (12-2-12)
	9	Kelley, Shae at Virginia Tech (11/09/12)
FT Pct (min 3 made)	.875 (7-8)	Cook, Jackie at Virginia Tech (11/09/12)
	.800 (4-5)	Goodhope, Galaisha vs USC Upstate (11-13-12)
Rebounds	12	Kelley, Shae vs Dartmouth (12-2-12)
	10	Kelley, Shae at Md. Eastern Shore (11/20/12)
	6	Cook, Jackie vs VCU (11/17/12)
Assists	6	Goodhope, Galaisha vs Dartmouth (12-2-12)
	5	Betz-White, Ashley vs Dartmouth (12-2-12)
Steals	5	Cook, Jackie vs USC Upstate (11-13-12)
	4	Cook, Jackie vs Dartmouth (12-2-12)
	4	Betz-White, Ashley vs VCU (11/17/12)
	4	Kelley, Shae vs VCU (11/17/12)
	4	Betz-White, Ashley vs USC Upstate (11-13-12)
Blocked Shots	2	Minor, Tiffany vs Dartmouth (12-2-12)
	2	Kelley, Shae vs #10 California (11-30-12)
	2	Richards, Shakeva vs #10 California (11-30-12)
	2	Buchan, Mairi vs VCU (11/17/12)
	2	Allison, Rebecca vs VCU (11/17/12)
Turnovers	10	Kelley, Shae at Md. Eastern Shore (11/20/12)
	5	Goodhope, Galaisha vs VCU (11/17/12)
Fouls	4	Kelley, Shae vs #10 California (11-30-12)
	4	Betz-White, Ashley at Md. Eastern Shore (11/20/12)
	4	Betz-White, Ashley vs VCU (11/17/12)

Opponent - GAME HIGHS






























POINTS	63	#10 CALIFORNIA (11-30-12)
	59	DARTMOUTH (12-2-12)
	51	VCU (11/17/12)
	46	at Md. Eastern Shore (11/20/12)
	46	USC UPSTATE (11-13-12)
FIELD GOALS MADE	23	#10 CALIFORNIA (11-30-12)
	22	DARTMOUTH (12-2-12)
FIELD GOAL ATTEMPTS	67	VCU (11/17/12)
	60	#10 CALIFORNIA (11-30-12)
FIELD GOAL PERCENTAGE	.429 (18-42)	USC UPSTATE (11-13-12)
	.400 (22-55)	DARTMOUTH (12-2-12)
3 PT FIELD GOALS MADE	7	DARTMOUTH (12-2-12)
	4	at Md. Eastern Shore (11/20/12)
3 PT FG ATTEMPTS	18	at Md. Eastern Shore (11/20/12)
	14	DARTMOUTH (12-2-12)
3 PT FG PERCENTAGE	.500 (7-14)	DARTMOUTH (12-2-12)
	.222 (4-18)	at Md. Eastern Shore (11/20/12)
FREE THROWS MADE	16	#10 CALIFORNIA (11-30-12)
	16	at Md. Eastern Shore (11/20/12)
FREE THROW ATTEMPTS	32	#10 CALIFORNIA (11-30-12)
	28	at Md. Eastern Shore (11/20/12)
FREE THROW PERCENTAGE	.667 (8-12)	DARTMOUTH (12-2-12)
	.643 (9-14)	USC UPSTATE (11-13-12)
REBOUNDS	66	#10 CALIFORNIA (11-30-12)
	49	VCU (11/17/12)
ASSISTS	13	DARTMOUTH (12-2-12)
	13	VCU (11/17/12)
	13	USC UPSTATE (11-13-12)
STEALS	8	#10 CALIFORNIA (11-30-12)
	8	at Md. Eastern Shore (11/20/12)
	8	VCU (11/17/12)
BLOCKED SHOTS	6	#10 CALIFORNIA (11-30-12)
	3	DARTMOUTH (12-2-12)
	3	at Virginia Tech (11/09/12)
TURNOVERS	34	USC UPSTATE (11-13-12)
	25	#10 CALIFORNIA (11-30-12)
	25	VCU (11/17/12)
FOULS	25	#10 CALIFORNIA (11-30-12)
	20	DARTMOUTH (12-2-12)

OPPONENT INDIVIDUAL GAME HIGHS

Points	17	Zimmer, Nicola vs Dartmouth (12-2-12)
	17	STARLING, Brittany vs USC Upstate (11-13-12)
	16	Steen, Faziah vs Dartmouth (12-2-12)
	15	Clarendon, Layshia vs #10 California (11-30-12)
	14	ROACH, Karona at Md. Eastern Shore (11/20/12)
	14	PARKS, Robyn vs VCU (11/17/12)
Field Goals Made	7	STARLING, Brittany vs USC Upstate (11-13-12)
	6	Zimmer, Nicola vs Dartmouth (12-2-12)
	6	Steen, Faziah vs Dartmouth (12-2-12)
	6	PARKS, Robyn vs VCU (11/17/12)
	6	PARKS, Robyn vs VCU (11/17/12)
Field Goal Att.	18	STARLING, Brittany vs USC Upstate (11-13-12)
	15	Brandon, Gennifer vs #10 California (11-30-12)
FG Pct (min 5 made)	1.000 (7-7)	STARLING, Brittany vs USC Upstate (11-13-12)
	.600 (6-10)	Zimmer, Nicola vs Dartmouth (12-2-12)
3-Point FG Made	3	Toskovic, Milica vs Dartmouth (12-2-12)
	2	Steen, Faziah vs Dartmouth (12-2-12)
	2	Zimmer, Nicola vs Dartmouth (12-2-12)
	2	FINNEY, Sha-Kiyia at Md. Eastern Shore (11/20/12)
	2	FINNEY, Sha-Kiyia at Md. Eastern Shore (11/20/12)
3-Point FG Att.	7	STARLING, Brittany vs USC Upstate (11-13-12)
	6	Steen, Faziah vs Dartmouth (12-2-12)
	6	PELLECHIO, Jessica vs VCU (11/17/12)
3-Pt FG Pct (min 2 made)	.750 (3-4)	Toskovic, Milica vs Dartmouth (12-2-12)
	.667 (2-3)	Zimmer, Nicola vs Dartmouth (12-2-12)
Free Throws Made	7	ROACH, Karona at Md. Eastern Shore (11/20/12)
	6	Clarendon, Layshia vs #10 California (11-30-12)
Free Throw Att.	10	Clarendon, Layshia vs #10 California (11-30-12)
	10	ROACH, Karona at Md. Eastern Shore (11/20/12)
FT Pct (min 3 made)	.833 (5-6)	Boyd, Brittany vs #10 California (11-30-12)
	.833 (5-6)	STEWART, Shanyce at Md. Eastern Shore (11/20/12)
Rebounds	17	Brandon, Gennifer vs #10 California (11-30-12)
	12	HENRY, Shekinah vs VCU (11/17/12)
Assists	6	SMITH, Tyra vs USC Upstate (11-13-12)
	4	Pierre, Eliza vs #10 California (11-30-12)
Steals	3	Schmitt, Abbey vs Dartmouth (12-2-12)
	3	FINNEY, Sha-Kiyia at Md. Eastern Shore (11/20/12)
Blocked Shots	2	Steen, Faziah vs Dartmouth (12-2-12)
	2	Brandon, Gennifer vs #10 California (11-30-12)
	2	Tajjah Campbell at Virginia Tech (11/09/12)
Turnovers	7	Brandon, Gennifer vs #10 California (11-30-12)
	7	GREEN, Carleeda vs VCU (11/17/12)
	7	HAWKINS, Tweety vs USC Upstate (11-13-12)
	7	SMITH, Tyra vs USC Upstate (11-13-12)
Fouls	4	Steen, Faziah vs Dartmouth (12-2-12)
	4	Roland, Lakin vs Dartmouth (12-2-12)
	4	Clarendon, Layshia vs #10 California (11-30-12)
	4	Boyd, Brittany vs #10 California (11-30-12)
	4	Caldwell, Talia vs #10 California (11-30-12)
	4	LONG, Jessica at Md. Eastern Shore (11/20/12)
	4	GREEN, Carleeda vs VCU (11/17/12)
	4	Tajjah Campbell at Virginia Tech (11/09/12)

BROADCAST ROSTER

OLD DOMINION LADY MONARCHS (5-1) / LAST GAME: ODU 73, DARTMOUTH 59 ON DEC. 2 / UP NEXT: ODU AT UNLV - DEC. 19 AT 8:30 PM

	0 STEPHANIE GARDNER <i>SO • G • 5-7 • Glassboro, N.J.</i>	PPG: RPG: APG:	FG%: 3PT%: FT%:	<ul style="list-style-type: none"> • Miami (FL) transfer • Eligible to play Dec. 19 at UNLV • Scored 45 points and 14 assists in 25 games at UM in 2010-11 	
	1 SHAE KELLEY Shay <i>SO • F • 6-1 • Denver, Colo.</i>	PPG: 11.8 RPG: 8.5 APG: 0.8	FG%: .420 3PT%: .000 FT%: .382	<ul style="list-style-type: none"> • First year at ODU, transfer from NW Fla. State JC • Double-digit scorer in 4 of 6 games in 12-13 • Career-high 21 pts in loss to #10/11 Cal on Nov. 30 • First career double-double at UMES (12 pts, 10 reb) 	
	2 MICHELLE BRANDAO <i>JR • G • 5-10 • Freixo Ponte De Lima, Portugal</i>	PPG: RPG: APG:	FG%: 3PT%: FT%:	<ul style="list-style-type: none"> • Eligible to play Jan. 2 vs. Pittsburgh • Sat out 2011-12 season due to NCAA rules • Played for Portugal in European Championships in summer of 2012. Averaged 2.3 assists. 	
	3 MAIRI BUCHAN Mary Buck-en <i>R-SR • F/C • 6-2 • Stirlingshire, Scotland</i>	PPG: 8.0 RPG: 2.2 APG: 1.5	FG%: .472 3PT%: .231 FT%: .846	<ul style="list-style-type: none"> • Leads team with 20.5 minutes per game off bench • Played in 100 career games at ODU • Career-high 23 points vs. Dartmouth on Dec. 2 • Shooting career-best .472 from field this season 	
	4 REBECCA ALLISON <i>R-JR • G • 5-8 • Edinburgh, Scotland</i>	PPG: 3.0 RPG: 2.8 APG: 2.5	FG%: .368 3PT%: .125 FT%: .600	<ul style="list-style-type: none"> • Career-high eight rebounds in win at Virginia Tech • Third on the team with 15 assists • Second on the team in blocks with 4 • Averaging 17.5 minutes per game off bench 	
	5 GALAISHA GOOHOPE Guh-lace-shuh <i>FR • G • 5-5 • Norfolk, Va.</i>	PPG: 4.5 RPG: 1.7 APG: 2.8	FG%: .345 3PT%: .167 FT%: .667	<ul style="list-style-type: none"> • Poured in 12 points off the bench in win vs. USCU • 6 assists vs. Dartmouth on Dec. 2 most by any player in a game this season for ODU • 2012 Virginia-Pilot HS Player of the Year in VA 	
	11 ASHLEY BETZ-WHITE <i>SO • G • 5-4 • Mechanisburg, Pa.</i>	PPG: 5.0 RPG: 2.5 APG: 2.7	FG%: .294 3PT%: .188 FT%: .778	<ul style="list-style-type: none"> • Team-high 17 points in win over VCU on Nov. 17 • Second in team in assists (16) and steals (13) • Became only the seventh player in ODU history to record over 100 assists in her first season 	
	12 MYEISHA HALL My-eesha <i>SO • G • 5-8 • West Palm Beach, Fla.</i>	PPG: 5.5 RPG: 3.5 APG: 1.7	FG%: .279 3PT%: .167 FT%: .875	<ul style="list-style-type: none"> • Had 10 points and 5 rebounds at half vs. VCU • Leads team with .875 average at free throw line • First year as a starter in 12-13 	
	14 JACKIE COOK <i>SR • G/F • 5-8 • Hinckley, Ohio</i>	PPG: 17.0 RPG: 7.3 APG: 2.2	FG%: .507 3PT%: .423 FT%: .714	<ul style="list-style-type: none"> • CAA Player of the Week on Nov. 19 • Second career double-double vs. VCU on Nov. 17 • Set career high with 24 points vs. USCU on Nov. 13 • Scored in double figures in 5 of 6 games in 12-13 	
	20 BRITTANY MARTIN <i>FR • C • 6-3 • Queens Village, N.Y.</i>	PPG: 0.0 RPG: 0.5 APG: 0.0	FG%: .000 3PT%: .000 FT%: .000	<ul style="list-style-type: none"> • Seen action in all four games this season • Scooped up two rebounds in five minutes vs. USCU • Did not start playing basketball until freshman year of HS 	
	24 LAQUANDA YOUNGER <i>FR • G • 5-10 • Newport News, Va.</i>	PPG: 1.2 RPG: 0.2 APG: 0.0	FG%: .250 3PT%: .200 FT%: .500	<ul style="list-style-type: none"> • Seen action in all six games this season • Hit a 3-pt and scored 5 pts at UMES on Nov. 20 • Two-time Peninsula Player of the Year in HS 	
	32 TIFFANY MINOR <i>SO • F • 6-0 • Upper Marlboro, Md.</i>	PPG: 5.8 RPG: 3.2 APG: 0.7	FG%: .560 3PT%: .375 FT%: .667	<ul style="list-style-type: none"> • Shooting team-best .560 from the field • Tied career-high with 10 points vs. Dartmouth • Averaging 17.5 minutes per game off bench • Seen action in all 38 games of her ODU career 	
	50 QUEEN TIYE JACKSON TY-A <i>SO • F/C • 6-0 • Ewing, N.J.</i>	PPG: 0.0 RPG: 0.0 APG: 0.0	FG%: .000 3PT%: .000 FT%: .000	<ul style="list-style-type: none"> • Saw first action of the season at UMES on Nov. 20 • Provides depth up front off the bench • Gathered 15 rebounds, four points and four assists in 2011-12 	
	53 SHAKEVA RICHARDS Shuh-key-va <i>JR • F • 6-2 • Griffin, Ga.</i>	PPG: 2.8 RPG: 2.7 APG: 0.7	FG%: .368 3PT%: .333 FT%: .667	<ul style="list-style-type: none"> • Career-high three assists against VCU on Nov. 17 • Started in 23 of ODU's last 37 games • Registered first two blocks of the season on Nov. 30 against #10/11 California 	
	KAREN BAREFOOT <i>Head Coach Second Season</i>	Record at ODU: 16-22 Career Record as HC: 226-165 Career Record in Coaching: 305-188		<ul style="list-style-type: none"> • Two-Time National Coach of the Year (99 & 01) • Led the Apprentice School to the NSCAA National Championship • 11 winning seasons in 14 years as a head coach 	