

BRING THE REIGN

Week Nine - OYSTER BOWL

#21/22 Old Dominion Monarchs (6-2, 3-2 CAA) vs. #9/10 James Madison Dukes (5-2, 3-1 CAA)

Saturday, October 29, 2011

**Foreman Field at S.B. Ballard Stadium • Norfolk, Va.
12:07 p.m. - Kick**

Old Dominion Schedule/Results:

Sat. Sept. 3	Campbell.....	W, 41-14
Sat. Sept. 10	at Georgia State.....	W, 40-17
Sat. Sept. 17	Hampton.....	W, 45-42
Sat. Sept. 24	at #7/6 Delaware *.....	L, 17-27
Sat. Oct. 1	#20 UMass * #.....	W, 48-33
Sat. Oct. 8	at Rhode Island *.....	W, 31-23
Sat. Oct. 15	#17/23 Towson * ^.....	L, 35-39
Sat. Oct. 22	at Villanova *.....	W, 37-14
Sat. Oct. 29	James Madison *.....	Noon
Sat. Nov. 5	Richmond *.....	2:00 p.m.
Sat. Nov. 12	at William & Mary *.....	Noon

All home games in **bold** and played at Foreman Field at S.B. Ballard Stadium. All times eastern and are subject to change.

- Family Weekend ^ - Homecoming

FOLLOW THE MONARCHS

TELEVISION

Network:Comcast SportsNetwork
Play-By-Play: Bob Picozzi
Color Analyst: Antonio Freeman
Sideline: Brian Jackson

RADIO

Network: ESPN Radio 94.1 FM
Play-By-Play: Ted Alexander
Color Analyst: Andy Mashaw
Sideline: Demetrious Means
(Pre-game show begins 1 hour prior to kick)

INTERNET

Audio: www.ODUSports.Com
..... (via Monarch Media Subscription)
Livestats: www.Villanova.Com

SOCIAL MEDIA

Facebook: Facebook.com/ODUSports
Twitter @ODUFootball, @ODUSports



VOTE FOR WILDER:

There are numerous post-season coaches' awards, but only a few that are determined by fans. For the Liberty Mutual Coach of the Year Award, winning is only part of the equation. Created in 2006, the award recognizes one college football coach from each NCAA division (I-FBS, I-FCS, II and III), rewarding them for their sportsmanship, integrity, responsibility and excellence. Winners will receive \$50,000 to donate to a charity of their choice, a \$20,000 grant to each school's alumni association and the Coach of the Year trophy. Go to <http://www.coachoftheyear.com> and vote today and every day for Bobby Wilder, the head coach of the greatest startup program in FCS history.

OYSTER BOWL HISTORY:

The Oyster Bowl, an annual college football game in Hampton Roads for 61 years, returns to Old Dominion University's Foreman Field at S.B. Ballard Stadium when the ODU Football Monarchs take on James Madison Saturday. Sponsored by the Chesapeake based Khedive Temple of Shriners International, the Oyster Bowl was played at ODU's stadium from 1946-1995. An additional \$1 added to the ticket cost of Saturday's game will support the Shriners' Hospitals for Children.

The first Oyster Bowl was played in 1946 between Granby High School (Norfolk) and Clifton High School (New Jersey). However, from 1948-1995, the game featured NCAA major college teams, featuring All Americans and future NFL players such as Ernie Davis of Syracuse, Don Meredith of SMU, Roger Staubach of Navy, Bruce Smith of Virginia Tech, Randy White of Maryland and 1960 Heisman Trophy winner Joe Bellino of Navy.

In 1999, the game was revived and relocated to the Joseph S. Darling Memorial Stadium in Hampton, Virginia and featured a match-up between Division III college teams.

"Khedive Shriners are pleased to return to Foreman Field at ODU for the 62nd Oyster Bowl" says Don Meyer, Potentate of Khedive Shrine. "We currently have 207 patients on our active patient roster at Khedive and we hope that the exposure we receive from the 62nd Oyster Bowl will allow us to add more children that we can help through our Shrine Hospital System, which treats orthopedic, burn, spinal injuries and cleft lip and palate patients."

WELCOME TO THE TOP 25:

When the ODU Football Monarchs take the field on Saturday vs. James Madison, it will be as a nationally-ranked team in both The Sports Network/Fathead.com and FCS Coaches Polls for the third consecutive week.

In another first for the ODU Football program, the Monarchs were ranked in the Top 25 for the first time in school history coming in at No. 21 four weeks ago in The Sports Network/Fathead.com FCS Top-25 College Football Poll. The Monarchs, made the jump after defeating then-#20 Massachusetts and rose to No. 18 following its 31-23 victory over Rhode Island on week six. Following the Monarchs victory over the Rams, ODU made its FCS Coaches Poll debut during seven coming in at No. 22.

Following week seven's loss to Towson, the Monarchs dropped three spots in the TSN Poll to No. 21, while remaining at No. 22 in the Coaches Poll. However, ODU moved to its highest rankings yet following the week eight 37-14 win at Villanova to No. 15 in the TSN Poll and No. 16 in the FCS Coaches Poll.

Old Dominion Football Media Schedule

Monday, October 24th

Practice: None

CAA Teleconference:

10:00 a.m. - CAA Football Update	11:00 a.m. - Jimmye Laycock, William and Mary
10:10 a.m. - Jack Cosgrove, Maine	11:10 a.m. - Rob Ambrose, Towson
10:20 a.m. - Sean McDonnell, New Hampshire	11:20 a.m. - Mickey Matthews, James Madison
10:30 a.m. - Kevin Morris, Massachusetts	11:30 a.m. - Wayne Lineburg, Richmond
10:40 a.m. - Joe Trainer, Rhode Island	11:40 a.m. - K.C. Keeler, Delaware
10:50 a.m. - Andy Talley, Villanova	11:50 a.m. - Bobby Wilder, Old Dominion



Audio files from each of the weekly teleconferences will be archived on The CAA Football Pressbox website via CAAFootball.com each Monday after 1 p.m. A free LIVE audio stream of each weekly teleconference will be available on CAAFootball.com beginning shortly before 10 a.m., and lasting the duration of the call. Any media members or fans tweeting comments made on the live teleconference are encouraged to use the CAA Football teleconference hashtag: #CAAFBtc.

ODU Weekly Press Conference:

Monarch coach Bobby Wilder will meet the media from noon to 1 p.m. in the Powhatan Sports Complex's Football Team Room, located in the football office on the second floor. News conference will be available at ODUSports.com later in the afternoon.

Breakfast With Bobby:

Va. Pilot beat reporter Rich Radford's video interview with ODU head coach Bobby Wilder can be watched at Pilonline.com, ODUBLitz.com, and HamptonRoadsTV.com.



Tony Mercurio Show:

Head coach Bobby Wilder will be on the Tony Mercurio Show live at 3:05 pm. on ESPN Radio 94.1 FM. Fans can ask coach questions by calling the studio line at 757-687-9494.

Tuesday, October 25th

Coach/Student-Athlete Interviews: 2 - 2:30 p.m. at Powhatan Sports Complex. All interviews must be arranged through ODU Sports Information. To ensure availability, please allow 24-hour notice prior to your need for a player or coach interview.

Practice: 4 - 6 p.m. at Powhatan Sports Complex. Please contact the Sports Information Office if you are attending practice.



Wednesday, October 26th

Coach/Student-Athlete Interviews: 2 - 2:30 p.m. at Powhatan Sports Complex. All interviews must be arranged through ODU Sports Information. To ensure availability, please allow 24-hour notice prior to your need for a player or coach interview.

Practice: 4 - 6 p.m. at Powhatan Sports Complex. Please contact the Sports Information Office if you are attending practice.

Thursday, October 27th

Coach/Student-Athlete Interviews: 2 - 2:30 p.m. at Powhatan Sports Complex. All interviews must be arranged through ODU Sports Information. To ensure availability, please allow 24-hour notice prior to your need for a player or coach interview.

Practice: 4 - 6 p.m. at Powhatan Sports Complex. Please contact the Sports Information Office if you are attending practice.

Coors Light Bobby Wilder Coach's Show

The show will air live at the Buffalo Wild Wings located at 1308 Greenbrier Parkway in the Greenbrier section of Chesapeake, It can be heard live on ESPN Radio 94.1 FM and will be audio streamed over the internet on Monarch Media on ODUSports.com. Fans will have a chance to ask questions, interact with show host and "Voice of the Monarchs" Ted Alexander and head coach Bobby Wilder, and win prizes including Buffalo Wild Wings gift certificates, tickets to upcoming ODU football games, and more. Can't make it to the show...call in to ask Coach Wilder your question at 757-687-9494.



Friday, October 28th

Coach/Student-Athlete Interviews: 2 - 2:30 p.m. at Powhatan Sports Complex. All interviews must be arranged through ODU Sports Information. To ensure availability, please allow 24-hour notice prior to your need for a player or coach interview.

Practice: 4 - 5:30 p.m. at Foreman Field. Please contact the Sports Information Office if you are attending practice.

ODU Football Show:

The ODU Football Show of the season featuring head coach Bobby Wilder and host Bruce Rader will air this Friday recapping the first ever CAA victory over Massachusetts and look ahead to the Monarchs' road trip to Rhode Island this weekend. The ODU Football Show will be broadcast every Friday night at 10:45 pm on FOX43 and archived on WAVY.com.



Old Dominion Quick Facts

"The Quick Hits"

GENERAL INFORMATION

Name of School: Old Dominion University
 City, Zip: Norfolk, VA 23529
 Nickname: Monarchs
 Founded: 1930 (as the Norfolk Division of
 the College of William & Mary)
 Enrollment: 24,000
 School Colors: Slate Blue (PMS 540), Silver (PMS 877),
 & Light Blue (PMS 283)
 Stadium Name: Foreman Field at S.B. Ballard Stadium
 Capacity: 19,818
 Surface: AstroTurf GameDay Grass 3D
 Affiliation: NCAA Division I Championship Subdivision (FCS)
 Conference: Colonial Athletic Association (CAA)
 Office Phone: (757) 683-3369
 Athletic Dept. Phone: (757) 683-3375
 Athletic Ticket Office: (757) 683-4444
 Press Box Phone: (757) 683-3842

FOOTBALL STAFF

Head Coach: Bobby Wilder (Maine '87)
 Record at ODU: 23-7 (3rd season)
 Overall Record: 23-7(3rd seasons)
 CAA Record: 3-2 (1st season)

ASSISTANT COACHES:

Defensive Backs: Marc Bacote (James Madison '08)
 Defensive Line: Deaton Cotton (East Carolina '95)
 Offensive Line: Bill Dee (Mansfield '75)
 Asst. Def. Coord./Secondary: Jarod Dodson (South Dakota '99)
 Rovers: Corey Hetherman (Fitchburg State '06)
 Pass Game Coord./Wide Receivers/Tight Ends:
 Keita Malloy (Delaware '95)
 Defensive Coordinator/Linebackers: Andy Rondeau (Syracuse '91)
 Offensive Coordinator/Offensive Line: Brian Scott (Maine '00)
 Quarterbacks: Ron Whitcomb (Maine '06)
 Running Backs/Special Teams: Michael Zyskowski (Maine '06)

Administrative Assistant: Kyle Noro
 Equipment Manager: Tommy Rapiere
 Assistant Equipment Manager: Daniel Cornier
 Video Coordinator: Dory Kong

TEAM INFORMATION

2010 Record: 8-3
 2010 Conference Record: N/A
 2010 Home Record: 4-3
 2010 Away Record: 4-0

All-Time Record: 23-7
 All-Time Conference Record: 3-2
 All-Time Home Record: 13-5
 All-Time Away Record: 10-2

Basic Offense: Spread
 Basic Defense: 4-3

ATHLETIC COMMUNICATIONS

Assistant Athletic Director - Communications: Carol Hudson
 Associate Communications Director (FB Contact): Kimberly Zivkovich
 Sports Information Main Phone: (757) 683-3372
 Zivkovich Direct Line: (757) 683-5520
 Zivkovich Cell Phone: (757) 617-7757
 Zivkovich Email: kzivkovi@odu.edu
 Assistant Communications Director: Dustin Semonavick
 Assistant Communications Director: Eric Bohannon
 SID Address: Jim Jarrett Athletic Admin. Bldg.
 Norfolk, VA 23529
 ODU Website: www.odusports.com
 Facebook: Group - Old Dominion University Athletics
 Twitter: @ODUFootball, @ODUSports
 Video: www.ODUSports.com/AllAccess

- Old Dominion enters Saturday's game having moved up to its highest ranking to date following its 37-14 win over Villanova last weekend. The Monarchs come into Saturday's Oyster Bowl ranked No. 15, up six places, in The Sports Network/Fathead.com Top 25 Poll and comes in at No. 16, also up six spots, in the FCS Coaches Poll.

- ODU returns home after dropping its first home CAA contest with week seven's 39-35 heartbreaker to Towson, who is still undefeated in conference play. The loss snapped a six-game home win streak for the Monarchs.

- Old Dominion restarted its football program in 2009 after a 69-year absence and in its three years has compiled an 23-7 overall mark as the best start-up in FCS history.

- Old Dominion went 9-2 in its inaugural season, 8-3 in 2010, and currently stands at 6-2 this season with victories over Campbell, Georgia State, Hampton, #20 UMass, Rhode Island, and Villanova.

- After playing two years as an independent in the FCS, the Monarchs join the CAA, considered by many to be the best FCS conference in the nation, and holds a 3-2 mark in the league. Seven of the CAA's 11 programs were ranked in the national preseason polls and seven are ranked this week - New Hampshire, Maine, Towson, Old Dominion, Delaware, and William & Mary

- With week eight's win at Villanova, the Monarchs improved to 6-2 on the season, 3-2 in the CAA, 3-1 this season on the road and 10-2 all-time away from the friendly confines Foreman Field at S.B. Ballard Stadium.

- Foreman Field at S.B. Ballard Stadium continues to be the place to be in Hampton Roads on Saturdays. The Monarchs' 19 home games, all have been sellouts. While the last two season's have averaged 19,782, additional seating has brought Foreman Field's capacity to 19,818. ODU is currently seventh in average attendance through week eight.

- As a team through week six, the Monarchs are ranked in the Top 20 nationally in Sacks (4th - 3.75), Scoring Offense (6th - 36.75), Tackles for Loss (15th - 1.75), Net Punting (15th - 37.67), Rushing Defense (19th - 112.50), and Turnover Margin (22nd - .88)

- Individually in the national stats this season Jonathan Plisco ranks third in Punting (46.12), Aaron Evans ranks 27th in Kickoff Returns (25.57), and Ronnie Cameron ranks 27th in Tackles for Loss (1.50).

Old Dominion vs. James Madison Series Information



VS.



TEAM:

36.8	Scoring		22.9
26.1	Scoring Defense		18.7
167.4	Rushing		242.7
112.5	Rushing Defense		89.4
4.2	Avg./Rush		5.0
18	Rush TDs		15
181-275-7	Comp. - Att. - Int.	59-92-3	
247.1	Passing		106.3
239.8	Passing Defense		211.7
17	Pass TDs		5
414.5	Total Offense		349.0
352.2	Total Defense		301.1
3316-594	Tot. Off/Plays	2443-429	
19.0	Kickoff Return Avg.		20.1
10-95	Interceptions		7-77
28:16	Time of Possession		31:54
47-127 (37%)	3rd-Down Conv.	32-86 (37%)	
11-18 (61%)	4th-Down Conv.	3-7 (43%)	
30-196	Sacks By-Yards		21-136
9-11 (82%)	Field Goals - Att.	7-8 (88%)	
35-36 (97%)	PATs - Attempts	19-20 (95%)	

INDIVIDUAL

Taylor Heinicke - 222.0	Passing Yards		Justin Thorpe 102.2
Taylor Heinicke - 10	Passing TDs		Justin Thorpe - 3
Colby Goodwyn - 89.0	Rushing Yards	Dae'Quan Scott - 85.7	
Thomas DeMarco/Angus Haper - 5	Rushing TDs	D. Scott/Jordan Anderson - 6	
Nick Mayers - 34	Receptions		Brian Barlow - 15
Nick Mayers - 63.7	Receiving Yards		Brian Barlow - 20.1
Nick Mayers- 5	Receiving TDs		Kerby Long - 2
Craig Wilkins - 72	Tackles	Stephon Robertson - 60	
Ronnie Cameron - 6.0	Sacks		Tyler Snow - 3.5
Ronnie Cameron - 12.0	Tackles For Loss	S. Robertson/D.J. Bryant - 6.5	
Four with (2)	Interceptions		Dean Marlowe - 2
Reid Evans - 8.2	Punt Return Avg.		Ryan Smith - 5.6
Aaron Evans - 25.6	Kick Return Avg.		Lee Reynolds - 20.4

All-Time Vs. James Madison:

Date: _____ Score _____ Attend _____ Site _____
First Meeting

SOMETHING'S GOTTA GIVE:

The CAA's top scoring offense at 36.8 points per game in Old Dominion will meet the CAA's top scoring defense in James Madison, who is only allowing foes to score 18.7 points per game. Additionally, the Dukes are holding opponents to an average of 89.4 yards on the ground, while the Monarchs enter the game averaging 167.4 yards of rushing offense, fourth in the league. The Dukes aren't too shabby on run side either, leading the league at 242.7 yards per game.

HISTORY LESSON:

While ODU enters just its third season of football, the Monarchs will be taking on a squad that began football in 1972, moved to a recognized varsity schedule in 1974, first awarded scholarships for the 1979 season and moved to Division I-AA in 1980. JMU moved from Division III to Division II in 1979 and to then-Division I-AA for the 1980 season. The Dukes have won the 2004 NCAA Division I-AA championship and have gone on to post-season play in 2008, 2007, 2006, 1999, 1995, 1994, 1991, 1987, 1982, 1978, and 1975. Head Coach Mickey Matthews is in his 13th season at the helm of the Duke program having compiled a 93-58 overall and 61-42 CAA mark.

LAST TIME OUT FOR THE DUKES:

James Madison enjoyed a bye-week last week and was last in action against Villanova two weeks ago on Oct. 15th.

Villanova held a 7-6 lead at the half and added a field goal to go up 10-6 with 11:55 left in the third quarter, but James Madison would score four consecutive touchdowns to win the game by a score of 34-10 to improve to 5-2 overall and 3-1 in the CAA race.

James Madison finished the game with 23 first downs and 456 yards of total offense on a balanced 253 rushing yards and 203 passing yards, while Villanova tallied 107 yards of rushing and 127 total passing yards.

Jace Edwards threw 9-for-12 for a career-high 203 yards while Dae'Quan Scott led his team with 109 rushing yards and Jordan Anderson contributing 85 yards and his three scores. Kerby Long recorded 103 receiving yards for JMU, 80 of which came on his fourth quarter touchdown reception.

HONORED MONARCHS:**CAA PLAYERS OF THE WEEK:****9/12 - Running Back - Colby Goodwyn**

Sophomore Colby Goodwyn picked up CAA Football Offensive Player of the Week honors and was named the College Football Performance Award National Running Back of the Week after leading Old Dominion to a 40-17 win at Georgia State during week two. The sophomore carried the ball 26 times for 184 yards and a touchdown, marking the second-highest rushing total in ODU's short program history. The yardage mark is also the highest CAA Football total since Delaware's Andrew Pierce rattled off 200 yards against Duquesne on Sept. 18 last season. Goodwyn, who also hauled in one catch for five yards, logged three rushes of 20-or-more yards in the win including a 53-yarder in the fourth quarter.

CAA ROOKIE OF THE WEEK:**9/5 - Wide Receiver - #5 Anotonio Vaughan**

Redshirt freshman wide receiver Antonio Vaughan was rewarded for his impressive Monarch debut against Campbell in week by being named CAA Football's Rookie of the Week finishing his Monarch debut with 191 all-purpose yards and two touchdowns in ODU's 41-14 win over Campbell. He hauled in six catches for 97 yards, including a 34-yard second-quarter touchdown pass from Thomas DeMarco. Vaughan later showed his ground skills by scampering 30 yards to paydirt in the third quarter, boosting the ODU lead to 38-7. The CAA Football Rookie of the Week was also effective in the Monarchs' return game posting a 16-yard punt return and two kickoff returns for 48 yards. Vaughan was ODU's first ever CAA weekly award winner.

10/3 - Quarterback - #14 Taylor Heinicke

True freshman Taylor Heinicke was inserted into the Monarch offense after signal caller Thomas DeMarco, who had started all 26 games to-date was sidelined with injury in the second half, to throw for 119 yards and two touchdowns in helping ODU to its first-ever CAA victory and first win over a ranked team in week five's 48-33 win over #20 UMass. Heinicke completed eight of his 11 attempts, which included a school record 56-yard touchdown pass to Reid Evans. The true freshman also found Larry Pinkard on a 38-yard touchdown throw to kick off the first of three fourth quarter touchdowns. Heinicke also ran the ball five times for 24 yards in his Monarch debut.

CAA SPECIAL TEAMS PLAYER OF THE WEEK:**10/3 - Wide Receiver - #81 Jakwail Bailey**

True freshman Jakwail Bailey blocked a UMass punt that led to a safety and returned the lead for good in ODU's 48-33 win over the #20 Minutemen in the Monarchs' first ever CAA win and win over a ranked opponent in week five. With the Minutemen at 4th and 12 and pinned back at their own 10-yard line, Bailey blocked the Monarchs' fourth punt this season. Having allowed the Minutemen to rattle off 26 unanswered points after the Monarchs had achieved a 25-0 lead, Bailey's blocked punt and safety gave ODU a 27-26 edge and a lead they would not relinquish.

CFPA NATIONAL RUNNING BACK OF THE WEEK:**9/12 - Running Back - Colby Goodwyn**

Coldby Goodwyn, who earned CAA Offensive Player of the Week honors as well, carried the ball 26 times for 190 yards and a touchdown, marking the second-highest rushing total in ODU's short program history in ODU's week two win at Georgia State. The yardage mark is also the highest CAA Football total since New Hampshire's Dontra Peters rattled off 197 yards against Central Connecticut State Sept. 4 last season. Goodwyn logged three rushes of 20-or-more yards in the win including a 53-yarder in the fourth quarter.

CFPA NATIONAL LINEBACKER OF THE WEEK:**10/10 - Linebacker - Craig Wilkins**

Redshirt junior linebacker Craig Wilkins made seven tackles (4 solo, 3 assisted), including 3.5 for loss, in week six's victory at Rhode Island, which gave the Monarchs their first ever CAA road win. The Monarch co-captain also had a 12-yard interception return that led to the Monarchs' first scoring drive of the game.

RISING UP THE RANKS:

It took the ODU Football Monarchs until year three and 27 games to receive its first Top 25 ranking on October 3, 2011 coming in at No. 21 in The Sports Network Poll. Looking at other recent start-up programs, it took Coastal Carolina 32 games to achieve a national ranking when they came in at No. 24 in The Sports Network Poll in their third year on Nov. 8, 2005. That season the Chanticleers finished 9-2 and were the Big South co-champions.

SEVEN TEAMS RANKED IN THE CAA:

Seven CAA Football teams appeared in this week's Top 25 after a record breaking nine were among the nation's Top 25 last week. It was the first time ever a league has had as many as nine teams in one week's poll at the FCS level. Prior to the record breaking nine league teams appearing in the poll, CAA Football was the only conference to ever boast seven among TSN's rankings in a single week having done that 14 times.

MAKING HIS DEBUT:

Reggie Owens made his first appearance for the Monarchs this season last weekend at Villanova. Owens appeared at corner in the 1st quarter at Villanova last week making the 11th true freshman to play for the Monarchs this season.

RUN, LORENZO, RUN:

True freshman running back Lorenzo Smith's 54-yard touchdown rush was the Monarchs' second longest rush from scrimmage in ODU's three-year history in the win at Villanova. Two weeks ago against Towson, redshirt freshman Angus Harper had a 64-yard down field for the longest rush from scrimmage in the Monarchs' history.

GETTING THE NODS AT NOVA:

Sophomore Keenan Terry made his first start in the place of the injured Eriq Lewis at cornerback. Also redshirt freshman Preston Smith made his first start as well in place of the injured Chad King at defensive end...

SCORING BY THE HALF:

The 30 points scored by the Monarchs by the half at Villanova last week were the most by the squad at the intermission this season as the Monarchs went on to a 37-14 victory. The previous high was 28 in the season opener against Campbell. The all-time record is 50 vs. Savannah State last season.

SPREADING THE WEALTH ON THE D:

Last week against the Wildcats, defensively, 25 Monarchs got into the mix led by corner Aaron Evans and linebacker John Darr with four stops each. The ODU defense racked up five sacks and eight tackles for loss.

LONGEST PLAY FROM SCRIMMAGE:

Angus Harpers' 64-yard touchdown run in week seven against Towson was the longest play from scrimmage in ODU's history. But that record stood just briefly when Nick Mayers had a 93-yard reception from Taylor Heinicke late in third quarter.

The previous longest run from scrimmage was a 53-yard run by Colby Goodwyn at Georgia State this season, while the longest pass completion was 62-yards by Thomas DeMarco to Prentice Gill against Cal Poly on Oct 9, 2011. The play was also the longest by a Towson opponent this season.

UPDATING THE NUMBERS - POST VILLANOVA:

Antonio Vaughan's fourth touchdown and third TD reception of the season ...Lorenzo Smith's first career touchdown...Jarod Brown improved to 9-11 in field goals this season with his 32-yarder in the second quarter vs. Villanova...Taylor Heinicke's second touchdown run of the season...Nick Mayers fifth TD reception of 2011 and 12th of his career...Craig Wilkins had his second interception of the year...Angus Harper had his fifth touchdown of the year...

DOUBLE DIGIT STOPS:

Linebacker Craig Wilkins, who earned CFPA National Linebacker of the Week following his performance in week six against Rhode Island, led the Monarchs with double digit tackles for the second time this season. The Washington, D.C. native had six solo and seven assisted tackles for 13 total against the Tigers in week seven.

Wilkins also had 17 stops against Hampton in week three as he led the ODU defense with 17 tackles replacing his previous high of 11 stops in last year's game with nationally-ranked Cal Poly. It was also a new record for stops by a Monarch defender in a game, replacing the previous of 14 by Ronnie Cameron in last year's season finale at N.C. Central.

He currently leads the Monarchs with 72 total tackles over the course of the Monarchs' eight games this season ranking eighth among the conference's defenders.

SACK IT TO ME:

The six sacks, led by 2.5 by defensive lineman Ronnie Cameron, recorded by the Monarch defense in week seven against Towson were the most this season. Previous high was five against Campbell and then-#20 UMass.

Cameron, who is averaging .75 quarterback takedowns a game is fourth in the CAA in the category and 27th nationally.

PASSING MARK:

Taylor Heinicke's 360 passing yards in week seven versus Towson were the second most in ODU history just below Thomas DeMarco's 407 yards at Monmouth on September 25 2010.

Last time the Monarchs threw for over 300 yards in a game was when current redshirt senior Thomas DeMarco, who is working his way back from a high ankle sprain, passed for 310 yards in a week one victory over Campbell.

Over the course of the Monarchs' 30 games play thus far, Old Dominion has passed for over 300 yards five times.

RECEIVING MARK:

Redshirt junior wide receiver Nick Mayer's 166 receiving yards versus the Tigers in week seven was another school record. The previous high was 154 yards by senior receiver Prentice Gill at Monmouth on Sept. 25 of last season.

It was Mayers' second 100+ yard receiving game. He was the first Monarchs to catch for 100 yards having done so in the Monarchs' loss at Fordham in 2009.

Through ODU's 30 total games play, a Monarchs has registered 100 or more yards of receiving six times.

SCORING AGAINST THE MONARCHS:

Prior to Towson's Terrance West's 47 and 54-yard touchdown runs, the longest scores against Old Dominion this season came from Hampton's Jeremy Jermin as he had a 42-yard fumble recovery in week three and from Delaware on a Tim Donnelly to Rob Jones 32-yard pass in week four.

WOW...WHAT A PLAY:

Midway through the third quarter in week seven's game against Towson, the Monarchs took a 35-24 lead on one of the wildest plays in ODU history. Safety Carvin Powell intercepted a Tiger pass in the endzone setting up the Monarch drive to start at their own four-yard line. Then rookie Taylor Heinicke threw a 93-yard pass to Nick Mayers who tore down field but had the ball stripped at the Towson 3. As the ball rolled its way into the endzone, senior Prentice Gill jumped on top of it to score the touchdown for the Monarchs.

STOPPING THE RUN:

The Monarchs are third behind James Madison and Rhode Island in the CAA in rush defense. Take a look at how ODU has shut down its opponent's run game.

ODU vs. The Opponent Run Game:

Opponent:	Rush Avg. Entering Game:	Avg. Rush vs. ODU:
Campbell	4.5 (2010)	1.2
Georgia State	3.9	2.4
Hampton	5.0	3.3
Delaware	4.8	2.1
UMass	4.2	2.1
Rhode Island	4.9	3.7
Towson	5.1	4.7
Villanova	3.4	3.2

MORE SCHOOL RECORDS:

Taylor Heinicke's 56-yard pass to Reid Evans midway through the fourth quarter in week five's win over then #20 UMass was the longest in touchdown school history and the fourth 50+ passing touchdown in the Monarchs' young three year history.

50+yard Touchdown Receptions:

- 56 - Reid Evans from Taylor Heinicke - vs. #20 UMass - 10/1/11
- 55 - Nick Mayers from Thomas DeMarco - vs. Monmouth - 9/26/09
- 50 - Chris Lovitt from Thomas DeMarco - vs. Savannah St. - 11/6/10
- 50 - Marquel Thomas from Thomas DeMarco - vs. Chowan - 9/5/09

RINSE, REPEAT:

The Monarchs have had a player with two touchdown receptions in a game three times this season. With a pair of catches in the end zone against the Rams in week five, it marked the second time Larry Pinkard has had two touchdown receptions in a game, also doing so in week five's win over UMass. Nick Mayers also had a pair of touchdown receptions against the Minutemen in week five as well.

A TOUGH PLACE TO PLAY:

The Monarchs picked up a win in a place that's been tough to win for Ram opponents. Entering week six's game, Rhode Island was 5-1 over their last six game at Meade Stadium. The Rams have also been known to provide the upset in the CAA as last year they picked up wins over #8 New Hampshire, #3 Villanova, and #19 UMass in 2010.

MORE NEWBIES:

Making first appearance for the Monarchs were true freshman running back Tyree Lee and quarterback Taylor Heinicke in the Monarchs' week five victory over then-#20 UMass. Heinicke started the entire second half of the game throwing for 119 yards and two touchdowns en-route to CAA Rookie of the Week honores. Lee finished the game with 11 carries for the 38 yards. ODU has had 10 true freshmen taking the field this season, which also includes offensive lineman Josh Mann, running back Lorenzo Smith, wide receiver Blair Roberts, long snapper Rick Lovato, as well as Jakwail Bailey, Mitch Castlebery, James Faircloth, and Neal Anthony Hale on special teams.

JERRY RICE AWARD WATCH LIST:

Redshirt freshman Eriq Lewis is among 15 freshmen comprising the first Watch List for the inaugural Jerry Rice Award. The Rice Award, presented by The Sports Network and sponsored by Fathead.com, will honor the outstanding freshman in the Football Championship Subdivision. The legendary Rice, who played in the FCS (then Division I-AA) at Mississippi Valley State, will present the award at the national awards banquet on Jan. 6 in Frisco, Texas. The new award allows Rice to join three other football legends whose names adorn the top individual awards in the FCS: the Walter Payton (FCS outstanding player) - of which quarterback Thomas DeMarco is a watch list honoree, Eddie Robinson (FCS coach of the year) awards, and the Buck Buchanan Award (FCS outstanding defensive player).

BLOCK THAT KICK:

Special teams now has 17 blocks to its credit in the last three seasons, including five already in the 2011 season, which according to an unofficial poll of FCS schools are the third most blocks by a school this season.

2011 FCS LEADERS (total blocked kicks)

Portland State	7 (2 FG, 5 Punts)
North Dakota	6 (4 FGs, 2 PATs)
Dartmouth	6 (2 FGs, 2 PAT, 2 Punt)
Drake	6 (3 FG, 1 PAT, 2 Punt)
Citadel	5 (5 Punts)
Murray State	5 (1 FG, 1 PAT, 3 Punts)
Old Dominion	5 (1 FG, 4 Punts)

In week five, Jakwail Bailey blocked a UMass punt that results in a safety, giving the Monarchs a 26-25 lead they would not relinquish late in the third quarter. For his efforts, Bailey was named the CAA Special Teams Player of the Week.

The Monarchs also blocked a 48-yard Delaware field goal attempt, recording a block for its third consecutive contest.

In week three's game with Hampton true freshman James Faircloth blocked a Pirate punt resulting in Larry Pinkard returning the ball five-yards for a touchdown to open up the fourth quarter in the 45-42 victory. It was the third time in the two-game series with the Pirates that ODU has blocked a punt attempted by Hampton.

In week two's 40-17 win at Georgia State, Alex Arain blocked his second career punt that was picked up by Blair Roberts and returned for a touchdown. Additionally, Paul Morant blocked a punt in the victory.

HOME/AWAY:

Old Dominion is currently 13-5 all-time and 3-1 this season at Foreman Field at S.B. Ballard Stadium following its 39-35 setback to #17/23 Towson in their last home outing. The Monarchs had won six straight at home with their last loss occurring on Oct. 9th in a 50-37 setback to Cal Poly. In their last road outing, a 37-14 win at Villanova, ODU improved to 3-1 this season and 10-2 all-time on the road. ODU's last road loss was a 27-17 setback at #6/7 Delaware on Sept. 24 of this season after having won seven straight away from the friendly confines of Foreman Field at S.B. Ballard Stadium. Prior to the Blue Hen loss, the Monarchs last loss on the road was a 34-29 setback at Fordham on Oct. 3, 2009.

PLAYING THE RANKED TEAMS:

Towson was be the fifth ranked team the Monarchs has faced in its three-year history and third in the 2011 campaign. ODU is 1-2 this season against the Top 25 and 1-4 all-time.

- #12/13 William & Mary (L, 17-21) on September 18th, 2010
- #14/16 Cal Poly (L, 37-50) on October 9th, 2010
- #7/6 Delaware (L, 17-27) on September 24, 2011
- #20 Minutemen (W, 48-33) on October 2, 2011
- #17/23 Towson (L, 35-39) on October 15, 2011

WIN STREAK SNAPPED:

With the 27-17 loss to Delaware in the Monarchs' CAA debut in week four, Old Dominion saw it's FCS leading eight-game win streak come to an end. The Monarchs had not lost a game prior to the Blue Hen loss since a 50-37 setback to Cal Poly on October 9, 2010. ODU does have another win streak going though. The Monarchs have won five straight games at home dating back to the loss to the nationally ranked

Mustangs.

FUMBLE TO POINTS:

Chris Lovitt's fumble recovery in week four's contest with Delaware and Prentice Gill's fumble recovery in the endzone vs. Towson are a pair of fumble recoveries that have led to a touchdowns. Former Monarch Marquis Johnson has the only other fumble recovery that has led to a score in the Monarchs' history in ODU's loss at Fordham in 2009 recovering the ball in the end zone following a punt by the Rams.

TWO-MINUTE DRILL:

Head coach Bobby Wilder has compared ODU's scoring drives to "two-minute drills" since that's usually how fast the Monarchs score once they have the ball. Old Dominion averaged roughly 2:25 to score against Hampton in week three. Against Georgia State in week two, the Monarchs' scoring drives roughly lasted 2:46. Against Campbell in week one, the average Monarch scoring drive was 1:50.

RAIN, RAIN GO AWAY:

It was only the third game in their 28-game history the Football Monarchs have encountered inclement weather in its 45-42 week three-win over Hampton. In 2009 ODU defeated Campbell, 28-17, on an overcast and drizzling October 17, 2009 afternoon at Foreman Field while a comeback against Fordham fell short, 34-29, at a soggy Jack Coffey Field on Oct 3, 2009.

FUMBLE, FUMBLIA, FUMBLEROOKSI:

Old Dominion had four forced fumbles and a pair of fumble recoveries in week three's win over Hampton. The four forced fumbles, which included a pair by senior defensive end Edmon McClam, were the most by the Monarchs in their three-year history.

FLYING THROUGH THE UPRIGHTS:

Jarod Brown had a 51-yard field goal in the opening ODU drive at Georgia State in week two as well as a 45-yarder. His 51-yard field goal capping off the Monarchs' ODU opening drive was the longest in school history. He surpasses his previous high of 48 at N.C. Central in last year's season finale.

OPENING WITH A BANG:

And no, we're not talking about the howitzer you hear being shot off before the Monarchs run onto Foreman Field. Old Dominion scored on its opening drive twice this season and 15 times in the 30 game history of the program. Jarod Brown opening scoring in last week's UMass game with a 43-yard field goal and also drilled a school record 51-yard field goal to open up scoring in week two's 40-17 win at Georgia State.

I-N-T:

The Monarchs had three interceptions in its win over Georgia State in week two - Devon Simmons, Eriq Lewis, and Carvin Powell. The three int's were second most in school history. The school record is four against Presbyterian on Oct. 10, 2009.

COMING BACK AT YOU:

Devon Simmons captured a 32-yard interception return in the second quarter in week two's contest at Georgia State. It was Simmons' fifth interception, having had four in the inaugural season in 2009. It ties for the fourth longest interception return. Simmons's longest was a 37-yard interception return against Hampton, last season.

IMPRESSIVE DEBUT:

Wide receiver Antonio Vaughan finished his Monarch debut with 191 all-purpose yards (30 rush, 97 rec., 48 kick return, 16 punt return), the third highest total in the Monarchs' young history. Only Thomas DeMarco (224 yds. vs. N.C. Central - 2009) and Colby Goodwyn (356 yds. vs. Cal Poly - 2010) have had more. Vaughan gave ODU the 28-7 edge with 4:36 remaining in the second quarter, with his first career touchdown. He had his second touchdown on the play following a fumble forced by Keenan Terry and recovery by John Darr in the third quarter.

FIRST SCORING OF THE YEAR:

Kai Blanco scored the first ODU touchdown of the 2011 season. It was his third touchdown of his career. He also had scores against William & Mary and VMI last season. Other first touchdowns of the season came by Marquel Thomas in 2009 and Prentice Gill in 2010 versus Jacksonville.

WELCOME NEWBIES

While the coaching staff has been excited about a veteran team taking the field for the 2011 inaugural CAA season, you can't forget about the newcomers who are making an impact already after week one. 19 Monarchs took their first snaps in the 41-14 win over Campbell in week one and among them were a trio of starters in redshirt freshmen wide receiver Antonio Vaughan, running back Angus Harper and safety Eriq Lewis. Vaughan received CAA Rookie of the Week honors after collecting 191 all-purpose yards and two touchdowns and making six catches for 97 yards and two touchdowns. Harper ran the ball 10 times for 28 yards and a touchdown. Lewis made four tackles and had a pass break-up. Also getting into the mix were true freshman Josh Mann, a local product from nearby Virginia Beach and Ocean Lakes High School, who played at right guard and Lorenzo Smith, who lead the rushing corps with 14 carries for 65 yards. Smith had only been a member of the running back crew for the last two weeks of preseason after moving from cornerback during preseason camp due to the injury to Mario Crawford. Through week nine, 22 true or redshirt freshmen have taken snaps for the Monarchs.

MORE PEOPLE WATCH THE MONARCHS WIN:

A new attendance mark was set in the Monarchs' home opener against Campbell in week one thanks to new seats in the loge level of the Ainslie Game Day Building. 19,818 people were in attendance to witness the Monarchs' 41-14 victory over the Camels.

SOLD OUT:

The Old Dominion University football program begins its third season of competition and its first as an official member of the Colonial Athletic Association this fall, and for the third consecutive year the Monarchs have sold through their season ticket allocations at Foreman Field at S.B. Ballard Stadium.

Since starting football in 2009, Old Dominion University has sold out of all available season tickets, setting national attendance records for start-up Football Championship Subdivision programs. The Monarchs ranked fourth in both accumulated and average attendance in 2010 and a total of 296,766 fans have entered through the turnstiles in the 23-games played at Foreman Field the last three seasons.

ODU fans purchased more than 14,000 season tickets for the 2011 season, with 400 of those tickets sold to 140 members of the football waiting list. The waiting list, created in 2009, currently has 1,710 members who are the first group contacted when season tickets become available.

WELCOME TO THE CAA:

Entering its inaugural season in the CAA, the ODU Football Monarchs were picked 10th in the conference's Preseason Poll announced at CAA Football Media Day at M&T Bank Stadium in Baltimore, Md.

2011 CAA FOOTBALL PREDICTED ORDER OF FINISH (first-place votes)

1. William and Mary (12)
2. James Madison (4)
3. Delaware (2)
4. New Hampshire (2)
5. Massachusetts (1)
6. Richmond
7. Villanova
8. Rhode Island (1)
9. Maine
10. Old Dominion
11. Towson

JOB WELL DONE:

Old Dominion football Coach Bobby Wilder has announced four promotions on his coaching staff this preseason. Dealton Cotton has been elevated to Assistant Head Coach, Keita Malloy has added the title Pass Game Coordinator, Ron Whitcomb will serve as the Monarchs' Recruiting Coordinator, and Jarod Dodson will add Assistant Defensive Coordinator to his duties.

PAYTON AWARD:

Old Dominion quarterback Thomas DeMarco is a nominee for the Walter Payton Award for the Football Championship Subdivision's (FCS) top individual honor. The Payton Award will celebrate its 25th anniversary this season and be presented to the FCS' outstanding player at the national awards banquet Thursday night, Jan. 5 in Frisco, Texas.

The initial 2011 Watch List included 11 quarterbacks. Joining DeMarco on the list are seniors DeAndre Presley of Appalachian State, Casey Therriault of Jackson State, Mike Brown of Liberty, B.J. Coleman of Chattanooga, Josh McGregor of Jacksonville, Bo Levi Mitchell of reigning FCS champion Eastern Washington and Tirrell Rennie of Northern Iowa, juniors Casey Brockman of Murray State, and Brad Sorensen of Southern Utah, and sophomore DeNarius McGhee of Montana State.

Also included on the list were senior running backs Jonathan Grimes of William & Mary, Mike Mayhew of North Carolina A&T and D.J. McNorton of North Dakota State, as well as junior Jamaine Cook of Youngstown State and sophomores Nate Eachus of Colgate and Andrew Pierce of Delaware along with junior fullback Eric Breitenstein from Wofford.

The Watch List also includes two wide receivers, Liberty senior Chris Summers and Eastern Washington junior Brandon Kaufman.

Entering the 2011 inaugural Colonial Athletic Association (CAA) season, the Monarch signal caller has already garnered some preseason attention. DeMarco is a Preseason Honorable Mention All-American by the Consensus Draft Services and was named to the College Football Performance Awards Quarterbacks Watch List in addition to be listed as one of the Top FCS Quarterbacks by The Sports Network.

A member of the Walter Payton Watch List for the second straight season, DeMarco averaged 250.5 yards passing per contest including passing for a career-high 407 yards at Monmouth. He also passed for over 300 yards against Jacksonville and #14/16 Cal-Poly and threw for a career-high four touchdowns in games at Campbell, at Monmouth, and vs. #14/16 Cal Poly. On the ground, the two-year starting Monarch QB ran for 423 yards and a team-leading eight touchdowns as the Monarchs' second leading rusher. He averaged 38.5 yards rushing per game, running for a pair of touchdowns at Hampton and versus Savannah State.

GOOD WORK RONNIE CAMERON:

Old Dominion defensive tackle Ronnie Cameron was among the record 132 nominees announced for the 2011 Allstate AFCA Good Works Team®. The award recognizes the selfless contributions to volunteerism and community service made by college football student-athletes across the nation.

This year marks the program's 20th year honoring college football players at all levels of competition who stand out for their "good works" in the community. Since 1992, selection to the Allstate AFCA Good Works Team® has become the gold standard for off-the-field character and leadership for college football players. The honor is widely considered the sport's pre-eminent community service award.

Entering last season as a "Transfer to Watch" by the Sports Network after joining the ODU program from Hofstra, Cameron started all 11 games at tackle for the Monarchs and ended the year second on the ODU defense with 72 tackles (28 solo, 44 assisted). The Second Team All-State honoree was tied for eighth among FCS defenders in tackles for loss, averaging 1.73 TFL's a game and was second on the squad with 5.5 sacks. Cameron also led ODU with eight QB hurries, captured forced fumbles against VMI and N.C. Central and had a career-high 14 stops in the season finale at N.C. Central.

Away from the field, Cameron is active in the numerous Monarch Reachout programs including the annual National Marrow Donor Registry and the annual "Little Feet Meet" with ODU Special Olympics and has also participated in activities with the Make-A-Wish Foundation of Greater Virginia and the summer clinic with the Boys & Girls Club of Southeast Virginia. Cameron has also served as a volunteer at the United Methodist Church, homeless shelters and at the Westbury Recreation Center and volunteered at Leesville Middle School and Larchmont Recreation Center.

A Dean's List student, Cameron finished his undergraduate degree in three years and is currently working towards his MBA. In addition to being a captain of the ODU Football Monarchs, he is also a member of the ODU MBA Association and is a recipient of the Luke Hillier Endowment for academic and athletic success. Cameron also helped led, organize, and was a keynote speaker at the third annual Black Male Summit.

FIRST MONARCH NFL SIGNEE:

Former Old Dominion defensive end Deron Mayo signed a free agent contract with the National Football League's Denver Broncos becoming the first Monarch to do so.

Mayo's impact at Old Dominion was immediate from the time he set foot on campus. Choosing to play his final season of collegiate football at ODU after Hofstra University disbanded its program, Mayo was named a "Transfer to Watch" by the Sports Network and in a vote by his teammates, was named a Co-Captain, showing their respect for the defensive end with Mayo not even having played a game in the Monarch uniform.

In 2010, Mayo was third on the ODU defense making 70 tackles and made five or more stops in 10 of the Monarchs' 11 games. He led the Monarchs in sacks, was second on the team in tackles for loss, forced a team-leading three fumbles, recorded a team second-best seven QB hurries, and tied for third among teammates with three pass break-ups. As a member of the special teams unit, Mayo blocked two kicks, including a punt at Hampton resulting in a Monarch score.

Mayo was released by the Broncos on Aug. 29.

TO THE MAX:

When the Monarchs reported to preseson camp on Aug. 7th, the roster was at the NCAA maximum for the first time in the ODU program's history as 95 Football Monarchs reported.

RISE AND SHINE:

Here's a list to show how early the Monarchs have scored over the last three years.

Time Remaining	1st Quart.	Opponent	Date
13:53		Savannah State	11/6/10
13:40		Cal Poly	10/9/10
13:24		Fordham	10/3/09
13:05		Monmouth	9/26/09
12:42		Chowan	9/5/09
12:15		Georgia State	9/10/11
12:19		Campbell	10/17/09
11:58		Virginia Union	9/12/09
11:20		VMI	11/21/09
11:12		Georgetown	10/31/09
10:59		N.C. Central	11/7/09
10:56		Gardner-Webb	10/2/10
10:51		Campbell	9/11/10
10:44		Savannah State	10/24/09
10:47		Villanova	10/22/11
10:38		Hampton	10/30/10
10:10		Rhode Island	10/8/11
9:57		Jacksonville	9/4/10
9:39		N.C. Central	11/20/10
8:25		Campbell	9/3/2011
8:16		VMI	11/13/10

ADDING FOOTBALL:

Old Dominion is just one of a handful of programs that have brought football to their campuses the last few years. Here are some recent start-up programs:

School:	FCS/FBS:	Conference:	Year Starting:
Georgia State	FCS	CAA	2010
Lamar	FCS	Southland	2010
South Alabama	FCS	Independent	2010
	FBS	Sun Belt	2014
UT-San Antonio	FCS	Independent	2011
	FBS	Sunbelt	2014
Charlotte	FCS	TBA	2013
Mercer	FCS	Pioneer	2013
Stetson	FCS	Pioneer	2013

START-UP SUCCESS:

Here is a look at schools that have started football programs over the last few years:

YEAR ONE:

School:	FCS/FBS:	Year Started:	First Season:
South Alabama	FCS	2010	10-0 *
Old Dominion	FCS	2009	9-2
Robert Morris	FCS	1994	7-1-1
Coastal Carolina	FCS	2003	6-5
Georgia State	FCS	2010	6-5
FIU	FBS	2002	5-6
South Florida	FBS	1997	5-6
Lamar	FCS	2010	5-6
Florida Atlantic	FBS	2001	4-6
Jacksonville	FCS	1998	4-5
Bryant	FCS	1999	3-6
Campbell	FCS	2008	1-10

(* - Six game against non-Division I opponents)

YEAR TWO:

<u>School:</u>	<u>FCS/FBS:</u>	<u>Year Started:</u>	<u>Second Season:</u>
Coastal Carolina	FCS	2004	10-1
Old Dominion	FCS	2010	8-3
South Florida	FBS	1998	8-3
Robert Morris	FCS	1995	6-4
Bryant	FCS	2000	5-5
Campbell	FCS	2009	3-8
Jacksonville	FCS	1999	3-6
Florida Atlantic	FBS	2002	2-9
FIU	FBS	2003	2-10

YEAR THREE:

<u>School:</u>	<u>FCS/FBS:</u>	<u>Year Started:</u>	<u>Third Season:</u>
Coastal Carolina	FCS	2005	9-2
South Florida	FBS	1999	7-4
Robert Morris	FCS	1996	9-2
Bryant	FCS	2001	7-2
Campbell	FCS	2010	3-8
Jacksonville	FCS	2000	3-8
Florida Atlantic	FBS	2003	11-3
FIU	FBS	2004	3-7

HISTORY IN THE MAKING:

The Monarchs made history on September 5th when a three-year dream became a reality. On May 31, 2006, the ODU board of visitors voted to add football and 1,293 days later, the Monarchs kicked off their first season of Division I FCS play. ODU played an 11-game schedule, including seven home dates at the \$24.8 million renovated Foreman Field at S.B. Ballard Stadium. The schedule was a mix of both D-II and D-I FCS opponents to help the Monarchs transition into not only its first year of football, but also to get ready for entering the Colonial Athletic Association (CAA) in 2011, the toughest FCS conference in the nation.

12th MONARCH MOMENTS:

There may be 11 Monarchs on the field, but the 12th Monarch is in the stands. Thanks to all the noise of being "Loud and Proud" from the 12th Monarchs at Foreman Field at S.B. Ballard Stadium, the opposition was charged with 51 in 2010 and 41 in 2009.

2009 12th Monarch Stats:

Chowan:Seven Penalties
 Virginia Union: Eight Penalties
 Monmouth: Three Penalties
 Presbyterian: Four Penalties
 Campbell: Eight Penalties
 Georgetown: Five Penalties
 N.C. Central: Six Penalties

2011 12th Monarch Stats:

Chowan: Six Penalties
 Hampton:.....Ten Penalties
 UMass Eleven Penalties
 Towson..... Three Penalties

TV MOMENTS:

Listed below is the Monarchs 2011 schedule, with game times and TV broadcast carriers.

<u>Date:</u>	<u>Opponent:</u>	<u>Kick-Off:</u>	<u>Broadcast Carrier:</u>
9/3	Campbell	6 p.m.	Monarch Media
9/10	at Ga. State	Noon	CSS, TCN, CSN-NE, CSN*
9/17	Hampton	6 p.m.	Monarch Media, Cox 11, CSN**
9/24	at Delaware	Noon	TCN, CSN-NE, Cox 11
10/1	UMass	7 p.m.	Cox 11, Cox NOVAA, Roanoke, TCNMA
10/8	at Rhode Island	Noon	radio only
10/15	Towson	3:30 p.m.	Monarch Media
10/24	at Villanova		3:30 p.m..... radio only
10/29		James Madison	Noon CSN
11/5	Richmond		2 p.m..... Monarch Media
11/12	at William and Mary	Noon	Cox 11, Cox NOVA, Roanoke, CSN

*CSN + seen locally on Cox 11 in Hampton Roads

**tape delay to air on 9/17 at approximately 10 p.m., or following the Washington Nationals broadcast on Cox 11. Tape delay on CSN on 9/19 at 7 p.m.

TCN - The Comcast Network/ CSN-NE - Comcast Sports Network New England

Cox NOVA - Northern Virginia/TCNMA - The Comcast Network Mid Atlantic/CSN - Comcast Sports Network

2010 12th Monarch Stats:

Jacksonville: Seven Penalties
 William & Mary:: Eight Penalties
 Gardner-Webb: Five Penalties
 Cal Poly: Seven Penalties
 Georgia State: Nine Penalties
 Savannah State: Seven Penalties
 VMI: Eight Penalties

The Polls

The Sports Network Poll Top 25

1. Georgia Southern Eagles (131).....	7-0.....	3,930.....	1
2. Northern Iowa Panthers (17).....	6-1.....	3,768.....	2
3. North Dakota State Bison (10).....	7-0.....	3,602.....	3
4. Montana State Bobcats (1).....	7-1.....	3,548.....	4
5. Appalachian State Mountaineers.....	5-2.....	3,153.....	6
6. Sam Houston State Bearkats.....	7-0.....	3,104.....	7
7. Lehigh Mountain Hawks.....	6-1.....	2,850.....	8
8. Maine Black Bears.....	6-1.....	2,830.....	9
9. James Madison Dukes.....	5-2.....	2,515.....	11
10. New Hampshire Wildcats.....	5-2.....	2,340.....	13
11. Montana Grizzlies.....	6-2.....	2,334.....	12
12. Wofford Terriers.....	5-2.....	2,289.....	5
13. Towson Tigers.....	6-1.....	2,214.....	15
14. Jacksonville State Gamecocks.....	5-2.....	2,112.....	10
15. Old Dominion Monarchs.....	6-2.....	1,497.....	21
16. Alabama State Hornets.....	6-1.....	1,305.....	19
17. South Dakota Coyotes.....	5-3.....	930.....	25
18. William & Mary Tribe.....	4-4.....	896.....	14
19. Jackson State Tigers.....	6-1.....	863.....	23
20. Indiana State Sycamores.....	5-3.....	622.....	17
21. Delaware Blue Hens.....	4-4.....	513.....	16
22. Illinois State Redbirds.....	5-3.....	496.....	NR
23. Liberty Flames.....	5-3.....	480.....	NR
24. Harvard Crimson.....	5-1.....	388.....	NR
25. Tennessee Tech Golden Eagles.....	4-2.....	345.....	NR

Others Receiving Votes: Central Arkansas 303, **Massachusetts 300**, **Richmond 297**, Furman 256, Chattanooga 231, North Dakota 203, Cal Poly 200, Eastern Washington 141, Norfolk State 139, Brown 136, Albany 90, Jacksonville 79, Texas State 56, Alabama A&M 48, San Diego 29, Samford 27, Penn 23, Florida A&M 20, Southern Utah 20, Portland State 19, Georgetown 18, Sacramento State 16, Stony Brook 14, South Dakota State 12, UT Martin 12, Southern Illinois 10, Elon 10, Eastern Kentucky 8, McNeese State 6, Bethune-Cookman 5, South Carolina State 5, Duquesne 4, The Citadel 4, Youngstown State 3, Holy Cross 3, Northwestern State 2, Drake 1, Lafayette 1.

FCS Coaches Poll Top 25

1. Georgia Southern Eagles (27).....	7-0.....	697.....	1
2. Northern Iowa Panthers (1).....	6-1.....	666.....	2
3. North Dakota State Bison.....	7-0.....	622.....	5
4. Montana State Bobcats.....	7-1.....	618.....	3
5. Appalachian State Mountaineers.....	5-2.....	577.....	6
6. Lehigh Mountain Hawks.....	6-1.....	528.....	7
7. Sam Houston State Bearkats.....	7-0.....	510.....	10
8. Montana Grizzlies.....	6-2.....	476.....	9
9. Wofford Terriers.....	5-2.....	451.....	4
10. James Madison Dukes.....	5-2.....	438.....	11
11. New Hampshire Wildcats.....	5-2.....	421.....	12
12. Maine Black Bears.....	6-1.....	403.....	14
13. Jacksonville State Gamecocks.....	5-2.....	393.....	8
14. Towson Tigers.....	6-1.....	348.....	17
15. South Dakota Coyotes.....	5-3.....	276.....	19
16. Old Dominion Monarchs.....	6-2.....	234.....	22
17. Jackson State Tigers.....	6-1.....	211.....	20
18. Indiana State Sycamores.....	5-3.....	141.....	16
19. Tennessee Tech Golden Eagles.....	4-2.....	131.....	23
20. Delaware Blue Hens.....	4-4.....	127.....	13
21. William & Mary Tribe.....	4-4.....	119.....	15
22. Alabama State Hornets.....	6-1.....	107.....	NR
23. Harvard Crimson.....	5-1.....	105.....	NR
24. Liberty Flames.....	5-3.....	82.....	NR
25. North Dakota Fighting Sioux.....	4-3.....	62.....	18

Others Receiving Votes: Illinois State (59); Jacksonville (37); Norfolk State (33); Cal Poly (25); Missouri State (23); Eastern Washington (19); Central Arkansas (18); Chattanooga (15); Brown (14); **Richmond (14)**; Youngstown State (13); Furman (12); Southern Illinois (9); Alcorn State (7); Sacramento State (7); Texas State (7); Albany (6); Florida A&M (5); Pennsylvania (5); Southern Utah (5); McNeese State (4); Massachusetts (3); San Diego (2); UT Martin (1).

Preseason Honors

Walter Payton Watch List:

Thomas DeMarco, QB

Lindy's Preseason All-FCS Team:

Jonathan Plisco, P, Second Team

Phil Steele Preseason All-Americans:

Jonathan Plisco, P, Second Team

Consensus Draft Services Preseason All-Americans:

Jonathan Plisco, P, Second Team
Thomas DeMarco, QB, Honorable Mention
Colby Goodwyn, KR, Honorable Mention

College Sports Madness Preseason All-Americans:

Jonathan Plisco, P, Second Team
Colby Goodwyn, KR, Third Team

College Football Performance Awards Watch Lists:

Colby Goodwyn, KR
Thomas DeMarco, QB
Prentice Gill, WR
Ronnie Cameron, DT
Craig Wilkins, LB
Jarod Brown, K
Jonathan Plisco, P

Phil Steele Preseason All-CAA:

Jonathan Plisco, P, First Team
Thomas DeMarco, QB, First Team
Ronnie Cameron, DL, First Team
Colby Goodwyn, KR, Second Team
Prentice Gill, WR, Second Team

College Sports Madness Preseason All-CAA Team:

Jonathan Plisco, P, First Team
Colby Goodwyn, KR, First Team
Thomas DeMarco, QB, First Team

Allstate AFCA Good Works Team® Nominee:

Ronnie Cameron

Sports Network Top 10 Quarterbacks:

Thomas DeMarco

Sports Network Special Teams To Watch:

Jonathan Plisco

Old Dominion Depth Chart

OFFENSE

QB	14	Taylor Heinicke	Fr.	6-1	190
	17	Thomas DeMarco	Sr-r.	5-11	200
RB	32	Angus Harper	Fr-r.	6-0	210
	33	Tyree Lee	Fr.	5-9	195
WR	4	Reid Evans	Jr-r.	5-10	175
	9	Larry Pinkard	Fr-r.	6-0	180
WR	7	Nick Mayers	Jr-r.	5-7	170
	81	Jakwail Bailey	Fr.	5-11	180
WR	1	Prentice Gill	Sr.	5-11	180
	5	Antonio Vaughan	Fr-r.	5-8	170
TE	83	Kai Blanco	Jr-r.	6-3	260
	88	Mitch Castleberry	Fr.	6-5	215
LT	76	Ryan Jensen	Sr-r.	6-5	300
	57	Robbie Duncan	Jr-r.	6-4	285
LG	77	David Born	So-r.	6-8	340
	70	Brandon Carr	Jr-r.	6-2	295
C	58	Jeremy Hensley	Sr.	6-1	290
	60	Josh Mann	Fr.	6-4	300
RG	57	Robbie Duncan	Jr-r.	6-4	285
	60	Josh Mann	Fr.	6-4	300
RT	73	Jack Lowney	So-r.	6-4	285
	61	Wes Moulton	Fr-r.	6-3	270

DEFENSE

END	97	Edmon McClam	Sr.	6-6	280
	54	Dominique Guinn-Bailey	Fr-r.	6-4	265
NG	90	Chris Burnette	Jr-r.	6-4	280
	55	Eric Saylor	Jr-r.	6-2	285
TACKLE	96	Ronnie Cameron	Sr-r.	6-2	295
	95	Nate Barnes	So-r.	6-5	275
STUD (DE)	48	Preston Smith	Fr-r.	6-2	250
	40	B.J. McLaughlin	Jr-r.	5-11	230
ROVER (LB)	12	Craig Wilkins	Jr-r.	6-2	225
	56	James Faircloth	Fr.	5-11	200
MIKE (LB)	34	J.J. Williams	Sr-r.	6-2	225
	51	Michael Colbert	Jr-r.	6-1	220
BACKER (LB)	6	Alex Arain	Jr-r.	6-4	220
	46	John Darr	So-r.	6-0	235
CB	28	Markell Wilkins	So-r.	5-9	165
	15	Aaron Evans	So.	5-9	185
CB	42	Keenen Terry	So.	6-0	170
	23	Reggie Owens	Fr.	6-0	195
SS	10	Devon Simmons	Jr-r.	6-2	205
	20	Paul Morant	So.	6-0	195
FS	27	Carvin Powell	Jr.	6-1	205
	16	Fred Credle	Jr-r.	5-11	175

Specialists

PK	39	Jarod Brown	So-r.	5-11	205
	67	Dustin Burdick	Fr.	5-9	175
P	31	Jonathan Plisco	Jr-r.	6-0	205
	39	Jarod Brown	So-r.	5-11	205
H	17	Thomas DeMarco	Sr-r.	5-11	200
	11	Nate Ong	Jr-r.	6-2	200
KR	7	Nick Mayers	Jr-r.	5-7	170
	5	Antonio Vaughan	Fr-r.	5-8	170
PR	4	Reid Evans	Jr-r.	5-10	170
	5	Antonio Vaughan	Fr-r.	5-8	170
LS	50	Rick Lovato	Fr.	6-2	225
	63	Kevin Marley	Fr.	5-10	255

2011 Recaps - Campbell

SEASON OPENING VICTORY: Football Monarchs Dominate Campbell, 41-14

NORFOLK, Va. -- Antonio Vaughan had 191 all-purpose yards and scored two touchdowns as Old Dominion dominated Campbell 41-14 Saturday night at S.B. Ballard Stadium.

Vaughan, in his Monarch debut, ran for 30 yards, picked up 97 yards receiving, and racked up 48 yards on kick returns. He caught a 43-yard pass from Thomas DeMarco on the first play of the game, and only improved from there as he scored on a 34-yard pass reception with four minutes remaining in the second quarter and later scoring on a 30-yard run to increase the Monarchs' lead to 38-7 with 10 minutes left in the third quarter.

Campbell scored first on a 15-yard pass from Braden Smith to Preston Dodson, capping an opening drive that saw the Camels cover nearly 60 yards. However, ODU came right back with a seven yard TD pass from DeMarco to Kai Blanco while defensively, ODU would only allow Campbell to gain three yards on their next drive and be pushed back for negative yardage on the following drive.

Angus Harper gave ODU its first lead with an 11-yard score while Demarco added a seven yard scamper before Vaughan's first score of the night.

Vaughan's first score of the night increased ODU's lead to 28-7 which it would take into halftime.

ODU came out of halftime and tacked onto the lead with a 32-yard field goal by Jarod Brown.

On the kickoff return following Brown's field goal, Keenen Terry forced the Camels' Brandon Chandler to fumble the ball with John Darr on the recovery setting up the Monarchs at the Campbell 30. On the next play DeMarco handed off the ball to Vaughan who tore 30-yards downfield for his second touchdown of the night.

Jordan Cramer caught a three-yard from Smith to get Campbell on the board in the second half, but it would be the only other time the Camels would score.

Brown added his second field goal of the night, with a 45-yarder to complete the scoring late in the third quarter.

DeMarco finished the night 29-of-38, for 310 yards with two touchdowns through the air, and one on the ground.

Lorenzo Smith led ODU with 14 carries for 65 yards on the ground while Harper had seven catches for 58 yards.

Ronnie Cameron led the defense with nine tackles and half a sack, with Devon Simmons making seven stops for the Monarch defense, and Chad King collecting six tackles, including 1.5 tackles for resulting in the Camels losing 11 yards.

Smith completed 20-of-40 passes for the Camels, for 172 yards and two scores.

OLD DOMINION 41, CAMPBELL 14 Foreman Field at S.B. Ballard Stadium • Norfolk, Va. September 5, 2011 • Attendance. 19,818

SCORE BY QUARTERS:

	1st	2nd	3rd	4th	Final
Campbell	7	0	7	0	14
Old Dominion	14	14	13	0	41

SCORING SUMMARY:

Q	Time	Play	Score
1st	10:23	C Dodon, Preston 15 yd pass from SMITH, Braden (WILLETS, Adam kick)	7 - 0
		9 plays, 59 yards, TOP 4:37	
	08:25	O Kai Blanco 7 yd pass from Thomas DeMarco (Jarod Brown kick)	7 - 7
2nd	00:37	O Angus Harper 11 yd run (Jarod Brown kick)	7 - 14
		7 plays, 47 yards, TOP 2:54	
	08:49	O Thomas DeMarco 7 yd run (Jarod Brown kick)	7 - 21
3rd		1 play, 12 yards, TOP 0:05	7 - 21
	04:36	O Antonio Vaughan 34 yd pass from Thomas DeMarco (Jarod Brown kick)	7 - 28
		8 plays, 72 yards, TOP 2:38	
	11:01	O Jarod Brown 32 yd field goal	7 - 31
		5 plays, 43 yards, TOP 1:29	
3rd	10:38	O Antonio Vaughan 30 yd run (Jarod Brown kick)	7 - 38
		1 play, 30 yards, TOP 0:12	
	06:53	C Cramer, Jordan 3 yd pass from SMITH, Braden (WILLETS, Adam kick)	14 - 38
	03:57	O Jarod Brown 45 yd field goal	14 - 41
	11 plays, 51 yards, TOP 2:49		

SCORING SUMMARY:

	CU	ODU
FIRST DOWNS	16	24
NET YARDS RUSHING	50	141
NET YARDS PASSING	181	365
TOTAL OFFENSE YARDS	231	506
PUNTS-YARDS	8-334	4-189
KICKOFFS-YARDS	3-162	8-488
Punt returns: Number-Yards-TD	0-0-0	6-45-0
Kickoff returns: Number-Yds-TD	7-177-0	3-48-0
Interceptions: Number-Yds-TD	2-19-0	1-12-0
Fumble Returns: Number-Yds-TD	0-0-0	0-0-0
Miscellaneous Yards	0	0
Possession Time	32:48	27:12
Third-Down Conversions	6 of 20	5 of 16
Fourth-Down Conversions	2 of 6	2 of 5
Red-Zone Scores-Chances	2-3	4-6
Sacks By: Number-Yards	2-11	5-30
PAT Kicks	2-2	5-5
Field Goals	0-0	2-2

INDIVIDUAL STATISTICS:

RUSHING: CAMPBELL-Smith, Carl 18-23; Odom, Kurt 3-18; Oates, C.J. 6-15; Dodson, Preston 1-9; TEAM 1-0; Cramer, Jordan 1-0; Wolf, Dakota 2-minus 7; SMITH, Braden 8-minus 8. Old Dominion-Lorenzo Smith 15-74; Antonio Vaughan 1-30; Angus Harper 10-28; Thomas DeMarco 9-13; TEAM 1-minus 4.

PASSING: CAMPBELL-Smith, Braden 20-40-1-172; Wolf, Dakota 1-1-0-9. Old Dominion-Thomas DeMarco 29-38-1-310; Nate Ong 3-5-1-55.

RECEIVING: CAMPBELL-DODSON, Preston 7-70; Jordan, H. 6-55; Murphy, Kelvin 2-10; Cramer, Jordan 2-8; Constantine, P. 1-15; Rogers, J. 1-12; Oates, C.J. 1-9; Hildreth, J. 1-2. Old Dominion-Angus Harper 7-58; Antonio Vaughan 6-97; Kai Blanco 4-52; Blair Roberts 3-55; Prentice Gill 3-38; Reid Evans 3-27; Larry Pinkard 3-16; Marquel Thomas 1-11; Jakwail Bailey 1-10; Dorian Jackson 1-1.

TACKLE LEADERS: CAMPBELL- Robinson, J. 3-8; Swinton, Jeff 6-3; Monroe, Steth 3-5; Price, Chris 1-7; Farris, Matt 3-4; Barnes, Terrell 1-6; Feliciano, Erik 4-2; Chandler, B. 3-3; Burris, Colten 3-2; Herring, Randel 1-4; Scott, Isaac 1-3; Bridges, Greg 2-1; Brown, Milton 2-1; Lynch, Taurean 0-3; Odom, Kurt 0-3; Old Dominion-Ronnie Cameron 3-6; Devon Simmons 2-5; Chad King 3-3; Craig Wilkins 2-4; Paul Morant 4-1; Carvin Powell 3-2; Chris Burnette 2-3; Alex Johnson 0-5; Eriq Lewis 3-1; Alex Arain 2-2; Fred Credle 0-4; J.J. Williams 0-4; D. Guinn-Bailey 2-1; Keenan Terry 2-1; John Darr 2-1; Edmon McClam 0-3; Markell Wilkins 1-1; T.J. Cowart 0-2; Nate Barnes 0-2; B.J. McLaughlin 0-2;

2011 Recaps - Georgia State

Football Monarchs Pounce Panthers, 40-17

NORFOLK, Va. -- ATLANTA, Ga. - The Old Dominion Monarchs won their seventh straight game with a 40-17 victory over future Colonial Athletic Association rival Georgia State at the Georgia Dome Saturday.

The win, ODU's seventh straight, improves the squad to 2-0 on the year.

Jarod Brown drilled a pair of field goals in the opening quarter giving Old Dominion a quick 6-0 edge. Brown's first field goal, a 51-yarder on the Monarchs' opening drive, was the longest of his career, surpassing his previous high of 48 in last year's season finale at N.C. Central.

Turnovers would result in Georgia State getting onto the scoreboard.

The Panthers' score came following ODU fumbling after a punt. While Georgia State recovered the ball at the ODU 15, the Monarch defense would not allow the Panthers to go on further than the nine-yard line forcing the Panthers to kick a field goal. Christian Benvenuto's attempt was good from 26-yards cutting the Monarch advantage with 6-3 with 6:07 remaining on the clock in the first quarter.

ODU quickly responded though. In just over two minutes, Colby Goodwyn punctuated a six-play, 32-yard drive to give the Monarchs' a 13-3 advantage heading into quarter number two.

Devon Simmons quickly returned possession back to the Monarchs following Goodwyn's touchdown. Simmons had a 32-yard interception return, but as the Monarchs' worked their way into the red zone, ODU fumbled the ball at their own one-yard line with the fumble return setting up the Panthers up at the Monarchs' own seven-yard line. Donald Russell finished off the drive to give GSU its first touchdown, cutting the ODU lead to 13-10 in the closing moments of the opening quarter.

Old Dominion's "All-Star" team lit up the scoreboard to start the second quarter. Paul Morant blocked the punt and freshman Blair Roberts recovered and ran into the end zone to put ODU ahead 20-10. It was ODU's 13th block in history.

Each team would add another touchdown before concluding the opening half of action. Georgia State cut the deficit to three, 20-17, with six minutes remaining in the second quarter on a run by Travis Evans. Then with just over two minutes, ODU wide receiver Reid Evans lifted ODU to a 27-17 lead heading into the half.

Old Dominion captured the lone points of the third quarter. Quarterback Thomas DeMarco registered the 27th touchdown of his career to cap an 87-yard drive by the Monarchs to give ODU a 33-17 edge with just under five minutes remaining in the quarter.

The Panthers threatened to score in the opening minutes of the fourth quarter. At the ODU 12 on second and nine, the Monarchs' managed to flip the field as Eriq Lewis captured his first career interception.

On the ensuing drive, Colby Goodwyn raced downfield for 50 yards, setting up DeMarco to punch in the ball from two yards out and add to the ODU margin. With just over 10 minutes remaining in the game, ODU led 40-17.

Before the game was over, Carvin Powell would add another interception to keep the Panthers scoreless in the second half.

Defensively, the Monarchs were led by Craig Wilkins with nine tackles (6 solo, 3 assisted) and John Darr with seven tackles (3 solo, 4 assisted). Ronnie Cameron also added a pair of sacks totaling 16 yards lost for the Panthers.

DeMarco finished the game completing 13 of his 21 attempts for 126 yards.

Goodwyn ended the game with 26 carries for 190 yards, the second most rushing yardage by a Monarch in the school's young history.

OLD DOMINION 40, GEORGIA STATE 17

Georgia Dome • Atlanta, Ga.

September 10, 2011 • Attendance. 11,701

SCORE BY QUARTERS:

	1st	2nd	3rd	4th	Final
Old Dominion	13	14	6	7	40
Georgia State	10	7	0	0	17

SCORING SUMMARY:

Q	Time	Play	Score
1st	12:15	O Jarod Brown 51 yd field goal	
		9 plays, 33 yards, TOP 2:45	3 - 0
	09:19	O Jarod Brown 45 yd field goal	
		6 plays, 33 yards, TOP 1:57	6 - 0
2nd	06:07	G Benvenuto, C. 26 yd field goal	
		4 plays, 5 yards, TOP 1:33	6 - 3
	03:50	O Colby Goodwyn 4 yd run (Jarod Brown kick)	
		6 plays, 53 yards, TOP 2:08	13 - 3
3rd	00:29	G Russell, Donald 2 yd run (Benvenuto, C. kick)	
		2 plays, 7 yards, TOP 0:18	13 - 10
	12:16	O Blair Roberts 36 yd blocked punt return (Jarod Brown kick)	
		8 plays, 55 yards, TOP 3:25	20 - 10
4th	06:00	G Evans, Travis 5 yd run (Benvenuto, C. kick)	
		3 plays, 19 yards, TOP 1:36	20 - 17
	02:09	O Reid Evans 8 yd pass from Thomas DeMarco (Jarod Brown kick)	
		3 plays, 19 yards, TOP 1:36	27 - 17
3rd	04:27	O Thomas DeMarco 4 yd run (Jarod Brown kick failed)	
		8 plays, 86 yards, TOP 2:30	33 - 17
4th	10:35	O Thomas DeMarco 2 yd run (Jarod Brown kick)	
		8 plays, 88 yards, TOP 3:13	40 - 17

SCORING SUMMARY:

	ODU	GSU
FIRST DOWNS	16	16
NET YARDS RUSHING	282	85
NET YARDS PASSING	126	206
TOTAL OFFENSE YARDS	408	291
Fumbles: Number-Lost	3-2	1-0
Penalties: Number-Yards	6-52	7-64
PUNTS-YARDS	9-420	10-412
KICKOFFS-YARDS	8-525	4-208
Punt returns: Number-Yards-TD	5-54-1	7-85-0
Kickoff returns: Number-Yds-TD	4-81-0	8-174-0
Interceptions: Number-Yds-TD	3-47-0	0-0-0
Fumble Returns: Number-Yds-TD	0-0-0	1-93-0
Miscellaneous Yards	0	0
Possession Time	31:22	28:38
Third-Down Conversions	5 of 16	5 of 20
Fourth-Down Conversions	0 of 0	1 of 2
Red-Zone Scores-Chances	4-6	3-4
Sacks By: Number-Yards	4-26	1-8
PAT Kicks	4-5	2-2
Field Goals	2-2	1-1

INDIVIDUAL STATISTICS:

RUSHING: Old Dominion-Colby Goodwyn 24-184; Angus Harper 16-67; Lorenzo Smith 5-20; Thomas DeMarco 9-11. Georgia State-Evans, Travis 15-62; Russell, Donald 5-20; Lee, Parris 1-6; Wilson, Albert 1-1; Schlechter, Bo 13-minus 4.

PASSING: Old Dominion-Thomas DeMarco 13-21-0-126. Georgia State-Schlechter, Bo 9-27-1-147; Little, Drew 7-17-2-59.

RECEIVING: Old Dominion-Antonio Vaughan 4-27; Larry Pinkard 2-34; Prentice Gill 2-21; Reid Evans 2-13; Nick Mayers 1-20; Kai Blanco 1-6; Angus Harper 1-5. Georgia State-Wilson, Albert 4-53; Giles, Jordan 3-58; Lee, Parris 2-15; Ogbuehi, E. 2-11; Evans,

TACKLE LEADERS: Old Dominion-Craig Wilkins 6-3; Ronnie Cameron 5-3; John Darr 3-4; T.J. Cowart 4-2; Chad King 2-4; Paul Morant 3-1; J.J. Williams 2-2; Carvin Powell 3-0; Xavier Duckett 2-1; Aaron Evans 1-2; Eriq Lewis 2-0; Neal Hale 2-0; Markell Wilkins 2-0; Georgia State-Moody, Dexter 10-2; Demazio, S. 5-4; Barnes, Fred 5-2; Hall, Michael 3-3; Portee, A.J. 3-2; Muasau, Jake 3-2; Bilukidi, C. 3-2; Mallory, Q. 4-0; McClendon, Bren 3-0; Ferguson, R. 3-0; McKay, Allen 3-0; Matthews, D. 2-1; Woodard, T. 1-2; Fears, Jocquez 2-0; Hogan, Mark 1-1; Robinson, J. 1-1;

2011 Recaps - Hampton

Football Monarchs Hang On for 45-42 Win Over Hampton

NORFOLK, Va. -- Larry Pinkard returned a blocked punt five yards and Thomas DeMarco ran for two touchdowns in the last seven minutes as Old Dominion hung on to defeat Hampton 45-42 night in Norfolk.

With Penn falling to Lafayette, 37-12, Old Dominion now brings the nation's longest win streak among FCS schools to its first Colonial Athletic Association contest at Delaware next week. The Monarchs have won eight straight games dating back to its 50-37 set back to nationally ranked Cal Poly back on November 9th of last season. They also improved to 12-4 all-time and 2-0 this season at Foreman Field at S.B. Ballard Stadium and take a 20-5 record into their first conference contest.

The Hampton Pirates meanwhile dropped to 2-1 on the season.

ODU held a 17-14 halftime lead and quickly stretched the lead to 10 on a five-yard Angus Harper touchdown, but Hampton came right back, catapulted by a Justin Blake interception, with 13-straight points, two field goals by Taurean Durham and a 42-yard fumble return by Jeremy Jermin to take a 27-24 lead.

The Monarchs retook the lead as James Faircloth blocked a Jordan Stovall punt and Larry Pinkard returned it five yards for the 31-27 lead. It was the Monarchs' 15th blocked punt and the third time in the two meetings with the Pirates that ODU has blocked a punt.

The Pirates' Jorrian Washington gave Hampton the lead back briefly with a nine yard run, but DeMarco led ODU on two scoring drives, one a 14 play, 67-yard drive and the other a 10-yard drive after Edmon McClam sacked Hampton quarterback David LeGree and forced a fumble.

Hampton scored with just over a minute left, but the ensuing sides kick went out of bounds.

DeMarco finished the night 20-of-29 passing, with 172 yards, while rushing for 29 yards with two scores. Angus Harper and Colby Goodwyn comined to run for 199 yards, with Harper leading the way with 111 and two scores.

LeGree finished 25-of-35 passing for the Pirates for 260 yards with a touchdown. He also rushed for 66 yards and a score.

Defensively, the Monarchs were led by redshirt junior linebacker Craig Wilkins with 17 stops, while Chad King recorded eight tackles, and Eriq Lewis had seven. McClam also finished the night with a pair of sacks.

OLD DOMINION 45, HAMPTON 42 Foreman Field at S.B. Ballard • Norfolk, Va. September 17, 2011 • Attendance. 19,818

SCORE BY QUARTERS:

	1st	2nd	3rd	4th	Final
Hampton	0	14	13	15	42
Old Dominion	0	17	7	21	45

SCORING SUMMARY:

Q	Time	Play	Score
2nd	11:34	H CHISHOLM,Antwon 3 yd run (DURHAM,Taurean kick) 12 plays, 92 yards, TOP 4:05	7 - 0
	08:55	O Jarod Brown 42 yd field goal 8 plays, 55 yards, TOP 2:39	7 - 3
	06:48	H LEGREE,David 15 yd run (DURHAM,Taurean kick) 6 plays, 48 yards, TOP 1:58	14 - 3
	06:12	O Angus Harper 39 yd run (Jarod Brown kick) 2 plays, 51 yards, TOP 0:28	14 - 10
	00:20	O Colby Goodwyn 7 yd run (Jarod Brown kick) 13 plays, 80 yards, TOP 4:30	14 - 17
3rd	14:10	O Angus Harper 5 yd run (Jarod Brown kick) 3 plays, 50 yards, TOP 0:50	14 - 24
	07:46	H DURHAM,Taurean 32 yd field goal 8 plays, 32 yards, TOP 2:54	17 - 24
	03:01	H DURHAM,Taurean 37 yd field goal 8 plays, 33 yards, TOP 2:45	20 - 24
	01:53	H JERMIN,Jeremy 42 yd fumble recovery (DURHAM,Taurean kick)	27 - 24
4th	13:29	O Larry Pinkard 5 yd blocked punt return (Jarod Brown kick)	27 - 31
	10:44	H WASHINGTON,Jorr 9 yd run (DURHAM,Taurean kick) 8 plays, 73 yards, TOP 2:38	34 - 31
	06:50	O Thomas DeMarco 16 yd run (Jarod Brown kick) 14 plays, 67 yards, TOP 3:48	34 - 38
	03:41	O Thomas DeMarco 7 yd run (Jarod Brown kick) 2 plays, 10 yards, TOP 0:15	34 - 45
	01:36	H HICKS,Reginald 11 yd pass from LEGREE,David (HICKS,Reginald pass from LEGREE,David) 5 plays, 41 yards, TOP 1:56	42 - 45

SCORING SUMMARY:

	HAM	ODU
FIRST DOWNS	24	26
NET YARDS RUSHING	137	219
NET YARDS PASSING	260	172
TOTAL OFFENSE YARDS	397	391
Fumbles: Number-Lost	4-2	1-1
Penalties: Number-Yards	10-85	7-93
PUNTS-YARDS	4-152	5-208
KICKOFFS-YARDS	8-407	8-477
Punt returns: Number-Yards-TD	2-11-0	2-39-1
Kickoff returns: Number-Yds-TD	8-185-0	6-111-0
Interceptions: Number-Yds-TD	1-0-0	0-0-0
Fumble Returns: Number-Yds-TD	1-42-1	0-0-0
Miscellaneous Yards	0	0
Possession Time	31:12	28:48
Third-Down Conversions	7 of 15	7 of 16
Fourth-Down Conversions	0 of 1	1 of 2
Red-Zone Scores-Chances	6-6	4-4
Sacks By: Number-Yards	2-12	3-15
PAT Kicks	4-4	6-6
Field Goals	2-2	1-1

INDIVIDUAL STATISTICS:

RUSHING: Hampton-LEGREE,David 17-66; SCHWARTZ,Jeremi 6-23; McCLOUDE,Antoni 7-21; DIXON,Reginald 2-10; CHISHOLM,Antwon 8-9; WASHINGTON,Jorr 1-9; TEAM 1-minus 1. Old Dominion-Angus Harper 15-111; Colby Goodwyn 23-79; Thomas DeMarco 11-29.

PASSING: Hampton-LEGREE,David 25-35-0-260. Old Dominion-Thomas DeMarco 20-29-1-172.

RECEIVING: Hampton-BROWN,Javris 8-97; McCAIN,Dyrri 6-87; THOMAS,Isiah 4-45; CHISHOLM,Antwon 3-11; HICKS,Reginald 2-18; SCHWARTZ,Jeremi 2-2. Old Dominion-Reid Evans 6-57; Antonio Vaughan 5-49; Angus Harper 3-22; Larry Pinkard 2-27; Colby Goodwyn 2-6; Prentice Gill 1-7; Kai Blanco 1-4.

TACKLE LEADERS: Hampton-TYLER,Delbert 8-9; GIBSON,Lyndell 4-9; BLAKE,Justin 6-6; BUTTS,James 3-5; ROUTE,Destin 3-4; DAVIDSON,Ian 0-7; POOLE,Jawan 2-4; JERMIN,Jeremy 0-4; Old Dominion-Craig Wilkins 12-5; Chad King 4-4; Eriq Lewis 6-1; Edmon McClam 4-2; Keenan Terry 5-0; Ronnie Cameron 2-3; Alex Arain 2-2; Aaron Evans 2-1; J.J. Williams 1-2; Carvin Powell 1-2;

2011 Recaps - #7/6 Delaware

Football Fall To #7/6 Delaware In CAA Debut

NEWARK, Del. -- The Old Dominion Football Monarchs had their eight-game win streak snapped with a 27-17 loss at Delaware in their Colonial Athletic Association debut on Saturday at Tubby Raymond Field at Delaware Stadium.

The first quarter of CAA Football for the Monarchs was nothing short of exciting.

On Delaware's opening drive and the Blue Hens in Monarch territory at the ODU27, Eriq Lewis forced David Hayes to fumble and return possession back to the Monarchs with Carvin Powell coming up with the ball.

While Old Dominion did not score on its possession, the Monarchs' "All-Star Team", special teams, would end up putting the Monarchs on the board first.

The Blue Hens, who had outscored its opponents at home 35-0 in the first quarter, saw the Monarchs jump out to a 7-0 lead as Chris Lovitt returned a fumble made by the Blue Hen's punt team 18 -yards for a touchdown with 6:39 remaining in the first quarter.

As Delaware made its way downfield on their next drive, the Blue Hens attempted a 48-yard field goal, but the Monarchs' "All-Star Team" added another notch to its blocked kicks tally stopping Sean Baner's kick from going through the uprights and persevering ODU's 7-0 lead.

The momentum was shorted lived however as on the first play of ODU's ensuing drive, Thomas DeMarco's pass was intercepted. Delaware would find the uprights this time and score on a 40-yard field goal as Old Dominion led 7-3 at the end of the first quarter.

Delaware closed their deficit to one with Baner's second field goal of the afternoon, a 39-yard attempt with 9:13 left in the second quarter. Then as the second quarter was coming to close Nihja White capped of a 11-play, 64-yard-drive to put Delaware ahead 13-7 into the half.

The Blue Hens had a chance to add to the lead in the early minutes of the third quarter, however Baner's 25-yard attempt went wide right.

The Monarchs' followed by connecting on a field goal as Jarod Brown's attempt from 20-yards out was good and improved his mark to 6-of-6 for the year in field goals.

Baner had another crack at the uprights, as Delaware capitalizing a an ODU fumble at their own 20 in the closing seconds of the third quarter. With the drive continuing into the fourth quarter, Baner this time connected on a 20-yard attempt extending Delaware's lead to 16-10 entering the final quarter of play.

On the next drive, Old Dominion wasn't able to find its way past its own 23 and brought the punt team to the field. Plisco, who averaged 48.6 yards per punt in the game, ran the ball instead and continued the ODU drive. Back-to-back passes to Reid Evans , one 12-yards and another 28-yards, helped flip the field setting up freshman Antonio Vaughan for nine-yard reception, his second of the season.

Delaware punched right back though with a 60-kickoff return and followed with a Rob Jones 32-yard reception in the end zone. The Blue Hens made the two-point conversion and went ahead 24-17 with less than 10 minutes left in the game.

Old Dominion was four and out on its next drive and despite being able to move the chains twice on their next drive, the Monarchs were unable to get into Blue Hen territory.

Baner added a 43-yard field goal for Delaware in the closing minute for the final 27-17 margin.

DELAWARE 27, OLD DOMINION 17

Tubby Raymond Field at Delaware Stadium • Newark, Del.

September 24, 2011 • Attendance. 16,789

SCORE BY QUARTERS:

	1st	2nd	3rd	4th	Final
Old Dominion	7	0	3	7	17
Delaware	3	10	0	14	27

SCORING SUMMARY:

Q	Time	Play	Score
1st	06:39	O Chris Lovitt 18 yd fumble recovery (Jarod Brown kick)	7 - 0
	02:15	D Baner 40 yd field goal 8 plays, 26 yards, TOP 2:29	7 - 3
2nd	09:13	D Baner 39 yd field goal 9 plays, 41 yards, TOP 4:35	7 - 6
	00:42	D White 7 yd pass from Donnelly (Baner kick) 11 plays, 64 yards, TOP 1:43	7 - 13
3rd	04:09	O Jarod Brown 20 yd field goal 14 plays, 76 yards, TOP 5:01	10 - 13
4th	12:12	D Baner 20 yd field goal 7 plays, 18 yards, TOP 2:53	10 - 16
	09:50	O Antonio Vaughan 9 yd pass from Thomas DeMarco (Jarod Brown kick) 9 plays, 81 yards, TOP 2:14	17 - 16
	09:29	D Jones 32 yd pass from Donnelly (White pass from Donnelly) 1 play, 32 yards, TOP 0:08	17 - 24
	00:42	D Baner 43 yd field goal 6 plays, 16 yards, TOP 1:43	17 - 27

SCORING SUMMARY:

	ODU	UD
FIRST DOWNS	17	19
NET YARDS RUSHING	126	80
NET YARDS PASSING	207	304
TOTAL OFFENSE YARDS	333	384
Fumbles: Number-Lost	3-1	3-2
Penalties: Number-Yards	8-66	3-25
PUNTS-YARDS	7-340	5-218
KICKOFFS-YARDS	4-268	7-448
Punt returns: Number-Yards-TD	1-5-0	4-69-0
Kickoff returns: Number-Yds-TD	7-123-0	4-117-0
Interceptions: Number-Yds-TD	0-0-0	1-18-0
Fumble Returns: Number-Yds-TD	1-18-1	0-0-0
Miscellaneous Yards	30	0
Possession Time	27:05	32:55
Third-Down Conversions	4 of 17	5 of 17
Fourth-Down Conversions	2 of 4	0 of 1
Red-Zone Scores-Chances	2-2	2-3
Sacks By: Number-Yards	0-0	1-3
PAT Kicks	2-2	1-1
Field Goals	1-1	4-6

INDIVIDUAL STATISTICS:

RUSHING: Old Dominion-Colby Goodwyn 13-48; Thomas DeMarco 13-43; Jonathan Plisco 1-15; Angus Harper 3-11; Antonio Vaughan 1-9. Delaware-Hayes 20-66; Pierce 14-21; Donnelly 1-9; White 1-9; W. Davis 1-1; TEAM 1-minus 26.

PASSING: Old Dominion-Thomas DeMarco 23-46-1-207. Delaware-Donnelly 26-39-0-304.

RECEIVING: Old Dominion-Reid Evans 8-80; Nick Mayers 6-65; Prentice Gill 3-19; Colby Goodwyn 2-16; Antonio Vaughan 2-9; Larry Pinkard 1-9; Angus Harper 1-9. Delaware-White 7-117; Russo 5-38; Jones 3-60; Naugle 3-28; Hayes 3-19; Pierce 3-19; Schenauer 2-23.

TACKLE LEADERS: Old Dominion-J.J. Williams 5-5; Craig Wilkins 7-2; Carvin Powell 7-1; Eriq Lewis 6-1; Michael Colbert 4-3; Alex Arain 4-2; Chris Burnette 3-3; Devon Simmons 2-3; Markell Wilkins 2-2; Nick Mayers 1-2; Erik Saylor 1-2; Edmon McClam 0-3; Ronnie Cameron 0-3; Patrick Young 0-3; Aaron Evans 2-0; Chad King 1-1; Paul Morant 0-2; Jack Lowney 1-0; Neal Hale 0-1; D. Guinn-Bailey 0-1; Robbie Duncan 0-1; Nate Barnes 0-1. Delaware-WorriLOW 7-6; Callaway 4-6; Burley 4-4; Hawkins 4-2; A. Harrison 3-3; Atunrase 3-2; Jackson 3-1; Tunstall 2-2; Barr 2-2; Breaker 2-1; Hester 0-3; E. Clark 0-3; Olsen 2-0; C. Campbell 1-0; W. Davis 1-0; Lugo 1-0; James 1-0; Wallschleger 0-1.

2011 Recaps - #20 Massachusetts

WILD RIDE: ODU Scores 23-Straight to Pull Away, Tops No. 20 UMass 48-33

NORFOLK, Va. -- Old Dominion University football scored the first 25 points and after UMass took a 26-25 lead, scored 23-straight to take command and beat No. 20 UMass 48-33 Saturday night at S.B. Ballard Stadium.

Old Dominion established a quick 3-0 lead off a 43-yard field goal by Jarod Brown on its first drive of the night and would go on to rattle off 25 unanswered points and keep the Minutemen scoreless until the final two minutes of the second quarter.

Nick Mayers, who did not have a touchdown last season for the Monarchs, captured two during the Monarchs' 25-0 run, which included a 17-yard and 35-yard pass from Thomas DeMarco. Also getting into the scoring was Larry Pinkard posting his first career touchdown.

Massachusetts scored late in the second quarter for the 25-12 halftime margin.

Kellen Page connected with tight end Emil Igwegau to cap a 14-play, 80-yard drive for the Minutemen. Although UMass missed the extra point, on ODU's next drive, Demarco threw an interception to return possession to the Minutemen. Five plays later, UMass's Julian Talley was in the end-zone.

The Monarchs would have to look to a new signal caller in the second half when DeMarco was sidelined with a leg injury. True freshman Taylor Heinicke was inserted into the offense and the Georgia Old Spice Player of the Year would shine in his debut. Heinicke would finish the game connecting on eight of his 11 attempts for 119 yards and a pair of touchdowns.

The second half of action between the Monarchs and Minutemen proved to be a battle. The Minutemen racked up 149 yards of total offense in the third quarter alone including a pair of touchdowns to take the lead. Julien Julmiste had a 20-yard touchdown reception and Jonathan Hernandez added an eight-yard carry over the endline to give UMass a 26-25 edge with 5:30 in the third quarter.

However after UMass's 26 unanswered points, the Monarchs punched back with by blocking a punt and registering a safety and three touchdowns to regain the lead and the victory.

The Monarchs finally stopped the Minutemen scoring barrage blocking their fourth punt of the season. Jakwail Bailey was the member of the "All-Star Team" making the block in the endzone and capturing the safety to return the lead to Old Dominion, 27-26, and return momentum back to the Monarchs' side.

The fourth quarter then started with Heinicke connecting with Pinkard for an 38-yard touchdown reception. It was Pinkard's second touchdown of the night.

Then at the midway point, Reid Evans posted a 56-yard touchdown catch, the longest in school history to put ODU up 41-26. True freshman Tyree Lee also got into the mix with his first career touchdown with three minutes remaining in the game on a 13-yard run.

The Minutemen scored in the game's final minute, but the contest was already out of reach.

OLD DOMINION 48, #20 UMASS 33 Foreman Field at S.B. Ballard Stadium • Norfolk, Va. October 1, 2011 • Attendance. 19,818

SCORE BY QUARTERS:

	1st	2nd	3rd	4th	Final
UMass	0	12	14	7	33
Old Dominion	11	14	2	21	48

SCORING SUMMARY:

Q	Time	Play	Score
1st	11:22	O Jarod Brown 43 yd field goal 12 plays, 56 yards, TOP 3:38	0 - 3
	05:52	O Nick Mayers 17 yd pass from Thomas DeMarco (Jarod Brown rush) 7 plays, 56 yards, TOP 1:34	0 - 11
2nd	11:04	O Larry Pinkard 19 yd pass from Thomas DeMarco (Jarod Brown kick) 8 plays, 91 yards, TOP 2:25	0 - 18
	09:24	O Nick Mayers 35 yd pass from Thomas DeMarco (Jarod Brown kick) 4 plays, 42 yards, TOP 1:24	0 - 25
	02:30	M E. Igwenagu 10 yd pass from K. Pagel (B. Levensgood kick failed) 14 plays, 80 yards, TOP 3:45	6 - 25
	00:38	M J. Talley 6 yd pass from K. Pagel (K. Pagel pass failed) 5 plays, 59 yards, TOP 1:07	12 - 25
3rd	12:49	M J. Julmiste 20 yd pass from K. Pagel (B. Levensgood kick) 7 plays, 74 yards, TOP 2:11	19 - 25
	05:30	M J. Hernandez 8 yd run (B. Levensgood kick) 13 plays, 66 yards, TOP 5:02	26 - 25
4th	02:39	O Jakwail Bailey safety	26 - 27
	14:52	O Larry Pinkard 38 yd pass from Taylor Heinicke (Jarod Brown kick) 7 plays, 65 yards, TOP 2:40	26 - 34
	06:33	O Reid Evans 56 yd pass from Taylor Heinicke (Jarod Brown kick) 4 plays, 81 yards, TOP 1:40	26 - 41
	03:08	O Tyree Lee 13 yd run (Jarod Brown kick) 4 plays, 27 yards, TOP 2:05	26 - 48
	01:23	M M. Michel 11 yd pass from B. Hill (B. Levensgood kick) 6 plays, 61 yards, TOP 1:38	33 - 48

SCORING SUMMARY:

	UMASS	ODU
FIRST DOWNS	26	25
NET YARDS RUSHING	79	180
NET YARDS PASSING	344	338
TOTAL OFFENSE YARDS	423	518
Fumbles: Number-Lost	7-2	0-0
Penalties: Number-Yards	11-110	7-74
PUNTS-YARDS	4-145	5-215
KICKOFFS-YARDS	7-406	7-365
Punt returns: Number-Yards-TD	2-48-0	2-31-0
Kickoff returns: Number-Yds-TD	8-97-0	6-134-0
Interceptions: Number-Yds-TD	2-8-0	2-0-0
Fumble Returns: Number-Yds-TD	0-0-0	0-0-0
Miscellaneous Yards	0	0
Possession Time	31:18	27:56
Third-Down Conversions	6 of 16	6 of 14
Fourth-Down Conversions	3 of 5	1 of 1
Red-Zone Scores-Chances	5-6	3-3
Sacks By: Number-Yards	2-9	5-39
PAT Kicks	3-4	5-5
Field Goals	0-0	1-2

INDIVIDUAL STATISTICS:

RUSHING: UMASS-J. Hernandez 25-121; K. Pagel 2-8; J. Broadnax 3-3; E. Igwenagu 1-1; TEAM 1-minus 18; B. Hill 6-minus 36. Old Dominion-Colby Goodwyn 11-45; Antonio Vaughan 1-38; Tyree Lee 11-38; Thomas DeMarco 8-33; Taylor Heinicke 5-24; Angus Harper 1-3; Nick Mayers 3-1; TEAM 1-minus 2.

PASSING: UMASS-K. Pagel 25-40-2-245; B. Hill 7-10-0-99. Old Dominion-Thomas DeMarco 14-24-2-219; Taylor Heinicke 8-11-0-119.

RECEIVING: UMASS-E. Igwenagu 10-85; J. Talley 7-82; T. Gilson 6-72; J. Julmiste 4-51; J. Hernandez 2-31; R. Blanchflower 2-12; M. Michel 1-11. Old Dominion-Nick Mayers 6-78; Prentice Gill 4-88; Larry Pinkard 3-64; Colby Goodwyn 3-33; Reid Evans 2-60; Antonio Vaughan 2-18; Dorian Jackson 1-0; Tyree Lee 1-minus 3.

TACKLE LEADERS: UMASS-T. Holmes 6-6; P. McIntyre 0-11; K. Byrne 2-6; C. Hunte 1-7; C. Birt 3-4; T. Agnew 1-6; K. Nelms 2-4; A. Tharpe 3-2; Q. Smith 2-3; D. Thellen 2-2; C. Thompson 1-3; G. Clemons 1-3; B. Potvin 0-4; Old Dominion-Alex Arain 8-4; Devon Simmons 5-4; Craig Wilkins 2-7; J.J. Williams 2-6; Carvin Powell 5-1; Markell Wilkins 3-2; Eriq Lewis 2-3; Ronnie Cameron 2-3;

2011 Recaps - Rhode Island

FIRST CAA ROAD WIN: No. 21 ODU Defeats Rhode Island, 31-23

KINGSTON, R.I. -- The No. 21 Old Dominion Football Monarchs picked up their first win as a ranked squad and their first Colonial Athletic Association (CAA) road win in a 31-23 win over Rhode Island on Saturday at Meade Stadium.

Monarchs wasted no time in establishing a lead. After four and out on their opening drive, it was only four plays before the Monarchs regained possession. Craig Wilkins' first interception of the year put the Monarchs in Ram territory and six plays later true freshman quarterback Taylor Heinicke scored his first career touchdown run to put ODU up 7-0 at the 10 minute mark of the opening quarter.

However, Rhode Island tied the game up a little under seven minutes later using a 15-play, 76-yard drive with Ram quarterback Steve Probst connecting with wide receiver Trevor Turner in the end zone to tie the game at 7-7.

Scoring continued for the Rams early in the second half with Probst finding Frazier for an 11-yard touchdown reception and Rhode Island taking a 14-7 lead within the second quarter's first two minutes.

Before the half, the Monarchs were able to tie the game at 14-14. After possession was traded seven times, it became the two-minute drill for the Monarchs. ODU made its way down field 68-yards capped by a seven-yard Larry Pinkard touchdown catch to tie the score heading into the locker room.

The Rams took the lead over to start off the third quarter. After a failed on-sides kick attempt by the Monarchs, the Rams started their first drive after the half at the ODU 38. Moments later, Anthony Baskerville ran the ball four yards over the end line. The Rams' PAT attempt was no good and ODU trailed 20-14.

On ODU's next possession, the Monarchs took back the lead. Pinkard made his second touchdown reception of the game giving the Monarchs a 21-20 edge with 9:57 left in the third quarter.

But just like that, a 38-yard field goal gave the Rams a 23-21 advantage with 6:46 left in the third quarter.

The Monarchs punched back though on their next possession. Nick Mayers, on a nine-yard pass from Heinicke, capped the 11-play, 62-yard drive to give ODU a 28-23 lead.

In the only scoring in the fourth quarter, Jarod Brown sailed a 22-yard field goal through the uprights for the final 31-23 margin.

Heinicke, making his first career start, passed for 205 yards and three touchdowns along with running the ball eight times, including a score. Angus Harper led the ground attack with 45 yards on 15 carries, while Mayers had eight catches for 66 yards and Reid Evans finished the afternoon with 60 yards on six receptions.

The Rams' Steve Probst passed for 143 yards and two touchdowns.

Defensively, the Monarchs were led by safety Carvin Powell and line-backer J.J. Williams, each with eight stops. All eight of Powell's tackles were solo stops. Linebacker Craig Wilkins added seven tackles, including 3.5 for loss as well as his interception.

#21 OLD DOMINION 31, RHODE ISLAND 23 Meade Stadium • Kingston, R.I. October 8, 2011 • Attendance. 4,086

SCORE BY QUARTERS:

	1st	2nd	3rd	4th	Final
Old Dominion	7	7	14	3	31
Rhode Island	7	7	0	9	23

SCORING SUMMARY:

Q	Time	Play	Score
1st	10:10	O Taylor Heinicke 7 yd run (Jarod Brown kick) 6 plays, 28 yards, TOP 1:55	7 - 0
	03:25	R Migliarese 5 yd pass from Probst (Feinstein kick) 15 plays, 76 yards, TOP 6:38	7 - 7
2nd	13:11	R Frazier 11 yd pass from Probst (Feinstein kick) 8 plays, 59 yards, TOP 3:26	7 - 14
	00:22	O Larry Pinkard 7 yd pass from Taylor Heinicke (Jarod Brown kick) 10 plays, 68 yards, TOP 1:43	14 - 14
3rd	12:59	R Baskerville 4 yd run (Feinstein kick failed) 6 plays, 38 yards, TOP 2:01	14 - 20
	09:57	O Larry Pinkard 4 yd pass from Taylor Heinicke (Jarod Brown kick) 8 plays, 50 yards, TOP 2:54	21 - 20
	06:46	R Feinstein 38 yd field goal 8 plays, 57 yards, TOP 3:03	21 - 23
	01:56	O Nick Mayers 9 yd pass from Taylor Heinicke (Jarod Brown kick) 11 plays, 62 yards, TOP 4:30	28 - 23
4th	02:13	O Jarod Brown 22 yd field goal 11 plays, 33 yards, TOP 5:26	31 - 23

SCORING SUMMARY:

	TOW	ODU
FIRST DOWNS	16	18
NET YARDS RUSHING	92	147
NET YARDS PASSING	205	166
TOTAL OFFENSE YARDS	297	313
Fumbles: Number-Lost	0-0	0-0
Penalties: Number-Yards	7-40	2-22
PUNTS-YARDS	6-292	6-231
KICKOFFS-YARDS	6-323	5-306
Punt returns: Number-Yards-TD	1-11-0	3-17-0
Kickoff returns: Number-Yds-TD	5-132-0	5-102-0
Interceptions: Number-Yds-TD	2-32-0	0-0-0
Fumble Returns: Number-Yds-TD	0-0-0	0-0-0
Miscellaneous Yards	0	0
Possession Time	31:13	28:47
Third-Down Conversions	8 of 18	7 of 15
Fourth-Down Conversions	2 of 2	0 of 0
Red-Zone Scores-Chances	5-5	4-4
Sacks By: Number-Yards	2-13	2-17
PAT Kicks	4-4	2-3
Field Goals	1-2	1-1

INDIVIDUAL STATISTICS:

RUSHING: Old Dominion-Angus Harper 15-45; Tyree Lee 14-36; Taylor Heinicke 8-13; Nick Mayers 1-2; Antonio Vaughan 1-0; TEAM 2-minus 4. Rhode Island-Probst 12-65; De. Johnson 12-38; Hurd 12-33; Baskerville 3-6; Bynum 1-5.

PASSING: Old Dominion-Taylor Heinicke 26-32-0-205. Rhode Island-Probst 18-24-2-143; Baskerville 1-2-0-23.

RECEIVING: Old Dominion-Nick Mayers 8-66; Reid Evans 6-60; Antonio Vaughan 5-46; Larry Pinkard 2-11; Prentice Gill 2-11; Angus Harper 1-6; Tyree Lee 1-5; Jakwail Bailey 1-0. Rhode Island-Abdullah 4-60; Johnson-Farrell 3-39; Morgan 3-36; Frazier 3-26; Migliarese 3-10; Baskerville 1-3; De. Johnson 1-minus 1; Hurd 1-minus 7.

TACKLE LEADERS: Old Dominion-Carvin Powell 8-0; J.J. Williams 3-5; Craig Wilkins 4-3; Chad King 5-0; Paul Morant 3-2; Chris Burnette 3-1; Devon Simmons 3-1; Keenan Terry 3-1; Alex Arain 2-2; John Darr 3-0; Ronnie Cameron 3-0; Eriq Lewis 3-0; Fred Credle 1-2; Michael Colbert 2-0; Edmon McClam 2-0; Aaron Evans 1-1; Nick Mayers 1-1; Markell Wilkins 1-0. Rhode Island-Zocco 7-5; Do. Johnson 8-1; McGinnis 6-3; White 6-2; Sheard 2-4; Shields 4-1; Rae 2-3; Dunbar 4-0; Dulany 1-3; Bogumil 2-0; Williams 2-0; Vargas 2-0; Watts 1-1; Sowah 1-0; Mancuso 1-0; Bose 1-0; Moody 0-1.

2011 Recaps - #17/23 Towson

No. 18/22 Football Drops Heartbreaker to No. 17/23 Towson, 39-35

NORFOLK, Va. -- Grant Enders hit Tom Ryan on fourth and 29 for a 63-yard touchdown pass to lift Towson over Old Dominion 39-35 in CAA action Saturday evening in Norfolk.

ODU sacked Enders and backup quarterback Peter Athens on consecutive plays to push the Tigers into third and long, but Enders came back in for fourth down and hit Ryan over the middle, who broke a tackle and just broke the goalline for the touchdown.

The Monarchs hoping to make last second comeback saw Taylor Heinicke's pass intercepted by Frank Beltre to clinch the game for the Tigers.

ODU took a 35-24 lead at the end of the third quarter. Starting first and 10 at their own four, Heinicke hit Nick Mayers down the left sideline, Mayers ran all the way to the Towson three, where he fumbled and Prentice Gill recovered in the end zone. The 93-yard play is the longest play in school history.

With time running down in the fourth quarter, the Tigers closed the gap when Enders capped a nine play, 75-yard drive with an eight yard run. Leon Kinnard converted a halfback option pass to Mike Evans for the two-point conversion to make the score 35-32 setting up the winning score for Towson.

Terrance West started the scoring in the first quarter for Towson with a 47-yard run.

ODU came right back as Tyree Lee capped a 10-play, 60-yard drive with a three-yard run to knot the score.

West came right back for Towson with a 54-yard score but ODU fought back again with a 64-yarder from Angus Harper to open the second quarter.

ODU gained its first lead of the night when Mayers hauled in a 36-yard TD pass from Heinicke.

D.J. Soven kicked a career-best 47-yard field goal with less than two minutes remaining in the first half to make the halftime score 21-17 in favor of the Monarchs.

In a game of back and forth, Towson got the opening kickoff of the second half and marched 64 yards in eight plays as Enders hit Tyler Wharton for a 26-yard score to regain the lead for the Tigers, but ODU punched right back as the Monarchs drove down the field and a 75-yard scoring drive was finished with a 14-yard pass from Heinicke to Gill for a 28-24 Monarch lead.

With Towson driving near the end of the third quarter, Carvin Powell intercepted Enders at the goalline and advanced the ball to the four to set up Gill's fumble recovery touchdown.

Heinicke finished the day with 360-yards passing on 22-of-37 with three scores and an interception, while Enders was 24-of-37 for 314 yards, throwing two TD's and a pick.

Harper rushed for 68 yards on just six carries for ODU and a touchdown while Terrance West carried 16 times for 151 and two touchdowns for Towson. Mayers finished the day with seven catches for a career-high 166 yards and a touchdown.

Kenton Powell had a team best eight tackles for Towson while Craig Wilkins had a game-high 13 tackles and a sack and Ronnie Cameron had 11 tackles and 2.5 sacks for ODU.

#17/23 TOWSON 39, #18/22 OLD DOMINION 35 Foreman Field at S.B. Ballard Stadium • Norfolk, Va. October 15, 2011 • Attendance. 19,818

SCORE BY QUARTERS:

	1st	2nd	3rd	4th	Final
Towson	14	3	7	15	39
Old Dominion	7	14	14	0	35

SCORING SUMMARY:

Q	Time	Play	Score
1st	11:23	T Terrance West 47 yd run (D.J. Soven kick)	7 - 0
	08:13	O Tyree Lee 3 yd run (Jarod Brown kick)	7 - 7
	04:14	T Terrance West 54 yd run (D.J. Soven kick)	14 - 7
2nd	13:09	O Angus Harper 64 yd run (Jarod Brown kick)	14 - 14
	06:30	O Nick Mayers 36 yd pass from Taylor Heinicke (Jarod Brown kick)	14 - 21
	01:47	T D.J. Soven 47 yd field goal	17 - 21
3rd	10:59	T Tyler Wharton 26 yd pass from Grant Enders (D.J. Soven kick)	24 - 21
	07:10	O Prentice Gill 14 yd pass from Taylor Heinicke (Jarod Brown kick)	24 - 28
	01:32	O Prentice Gill 0 yd fumble recovery (Jarod Brown kick)	24 - 35
4th	03:13	T Grant Enders 8 yd run (Mike Evans pass from Leon Kinnard)	32 - 35
	01:07	T Tom Ryan 63 yd pass from Grant Enders (D.J. Soven kick)	39 - 35

SCORING SUMMARY:

	TOW	ODU
FIRST DOWNS	26	19
NET YARDS RUSHING	221	122
NET YARDS PASSING	314	360
TOTAL OFFENSE YARDS	535	482
Fumbles: Number-Lost	1-0	2-1
Penalties: Number-Yards	3-24	5-50
PUNTS-YARDS	4-141	6-263
KICKOFFS-YARDS	6-337	5-304
Punt returns: Number-Yards-TD	0-0-0	0-0-0
Kickoff returns: Number-Yds-TD	5-139-0	6-87-0
Interceptions: Number-Yds-TD	1-0-0	1-4-0
Fumble Returns: Number-Yds-TD	0-0-0	0-0-0
Miscellaneous Yards	0	0
Possession Time	38:00	22:00
Third-Down Conversions	8 of 18	5 of 13
Fourth-Down Conversions	4 of 5	1 of 2
Red-Zone Scores-Chances	1-3	2-2
Sacks By: Number-Yards	2-10	6-41
PAT Kicks	4-4	5-5
Field Goals	1-1	0-0

INDIVIDUAL STATISTICS:

RUSHING: TOWSON-Terrance West 16-148; Domin. Booker 8-64; Sterlin Phifer 7-22; TEAM 1-0; Grant Enders 14-minus 4; Peter Athens 1-minus 9. Old Dominion-Angus Harper 6-68; Taylor Heinicke 7-41; Tyree Lee 11-23; TEAM 1-minus 2; Nick Mayers 1-minus 8.

PASSING: TOWSON-Grant Enders 24-37-1-314; Peter Athens 0-0-0-0. Old Dominion-Taylor Heinicke 22-37-1-360.

RECEIVING: TOWSON-Gerard Sheppard 7-75; Tom Ryan 4-106; Spencer Wilkins 3-32; Leon Kinnard 3-31; Tyler Wharton 2-36; Alex Blake 2-17; Domin. Booker 2-10; Kyle Moore 1-7. Old Dominion-Nick Mayers 7-166; Larry Pinkard 4-54; Prentice Gill 4-50; Antonio Vaughan 3-46; Angus Harper 2-7; Reid Evans 1-23; Jakwail Bailey 1-14.

TACKLE LEADERS: TOWSON-Kenton Powell 3-5; Alex. DiSanzo 2-5; Romale Tucker 1-6; Frank Beltre 2-4; Corey Ford 4-1; Kyle Polk 0-5; Justin Harris 2-2; Marc. Valentine 1-3; Chris Patterson 2-1; Thomas Bradley 1-2; Nick Oates 1-2; Ben Chroniger 1-1; Tye Smith 1-1; Old Dominion-Craig Wilkins 6-7; Ronnie Cameron 4-7; John Darr 2-7; Keenan Terry 2-6; Carvin Powell 5-2; J.J. Williams 4-2; Michael Colbert 1-4; Chris Burnette 0-5; Edmon McClam 0-5; Devon Simmons 4-0; Eriq Lewis 1-3; B.J. McLaughlin 2-1; Alex Arain 0-3; Aaron Evans 2-0; Markell Wilkins 1-1; Paul Morant 1-1; Fred Credle 1-1; Preston Smith 1-1;

2011 Recaps - Villanova

No. 21/22 ODU Football Returns to the Win Column Football Monarchs Down Villanova 37-14

VILLANOVA, Pa. -- The #21/22 Old Dominion Football Monarchs returned to its winning ways with its 37-14 win over the Villanova Wildcats Saturday in CAA Football action.

The win improved the Monarchs to 6-2 overall and 3-2 in the CAA football race. The Monarchs' victory drops Villanova to 1-7 overall and still looking for their first conference win at they drop to 0-5 in conference play.

On the opening Wildcat drive, B.J. McLaughlin forced the Wildcat fumble with Devon Simmons on the recovery to return possession back to the Monarchs. The on the next play, the Monarchs lit up the scoreboard as Antonio Vaughan raced the 42-yards downfield for the score. ODU tried for the two-point conversion, but Kai Blanco's run was just short of the goal line.

On the next possession, following the Wildcat punt into the end zone and the Monarchs starting at their own 20, Lorenzo Smith capped a seven-play, 80 yard drive by taking off for 54-yards for his first career score.

Joe Price got the Wildcats onto the scoreboard with a six-yard touchdown reception late in the opening quarter to cut the ODU lead to 13-7.

Two quick scores gave ODU a 23-7 edge midway through the second quarter. Jarod Brown connected on a 32-yard field goal and on Villanova's first play from scrimmage following the field goal, Devon Simmons stripped the ball while sacking signal caller Dustin Thomas. Linebacker Craig Wilkins recovered the ball for the Monarchs at the Wildcat three and three plays later Taylor Heinicke carried in the ball for a one-yard touchdown.

The Wildcats added their second touchdown of the afternoon using over five minutes to take the ball down field on an 11-play, 77-yard drive. Austin Medley broke through for a 23-yard touchdown.

The Monarchs however went up by another touchdown and had a 16-point advantage heading into the half. In the closing moments of the second quarter, Heinicke connected with Nick Mayers for 16-yard touchdown and a 30-14 edge heading into the locker rooms.

On the first ODU drive of the third quarter, the Monarchs used a fake punt by Jonathan Plisco to help move the chains into Wildcat territory but they were unable to move past the Villanova 45. Heinicke punted the ball 34-yards, but on the next play, Villanova quarterback Dustin Thomas got the ball into the hands of ODU's Craig Wilkins at the Wildcat 16. It was fourth and goal at the one before Angus Harper broke through to give ODU the 37-14 lead with 6:56 left in the third.

Heinicke finished the game passing for 204 yards and two touchdowns completing 23 of his 32 passes. For the receiving corps, Mayers had six catches for 51 yards, while Vaughan hauled in five catches for 75 yards. Smith led the run game with 76 yards on nine carries.

Defensively, 25 Monarchs got into the mix led by Aaron Evans and John Darr with four stops each. The ODU defense racked up five sacks and eight tackles for loss.

Dustin Thomas passed for 82 yards, connecting on 10 of his 17 passes for the Wildcats before Chris Polony came in late in the game passing for 61 yards. Polony also rushed for 52 yards.

#21/22 OLD DOMINION 37, Villanova 14 Villanova Stadium • Villanova, Pa. October 22, 2011 • Attendance. 7,471

SCORE BY QUARTERS:

	1st	2nd	3rd	4th	Final
Old Dominion	13	17	7	0	37
Villanova	7	7	0	0	14

SCORING SUMMARY:

Q	Time	Play	Score
1st	10:47	O Antonio Vaughan 42 yd pass from Taylor Heinicke (Kai Blanco rush failed)	6 - 0
	06:58	O Lorenzo Smith 53 yd run (Jarod Brown kick)	13 - 0
	02:43	V PRICE, Joe 6 yd pass from THOMAS, Dustin (HAMILTON, Mark kick)	13 - 7
2nd	09:30	O Jarod Brown 32 yd field goal	16 - 7
	08:13	O Taylor Heinicke 1 yd run (Jarod Brown kick)	23 - 7
	02:44	V MEDLEY, Austin 20 yd run (HAMILTON, Mark kick)	23 - 14
	00:24	O Nick Mayers 16 yd pass from Taylor Heinicke (Jarod Brown kick)	30 - 14
3rd	06:56	O Angus Harper 1 yd run (Jarod Brown kick)	37 - 14

SCORING SUMMARY:

	ODU	VU
FIRST DOWNS	19	18
NET YARDS RUSHING	177	101
NET YARDS PASSING	204	143
TOTAL OFFENSE YARDS	381	244
Fumbles: Number-Lost	0-0	3-3
Penalties: Number-Yards	5-50	3-21
PUNTS-YARDS	7-284	6-245
KICKOFFS-YARDS	7-401	3-191
Punt returns: Number-Yards-TD	3-33-0	1-15-0
Average Per Return	11.0	15.0
Kickoff returns: Number-Yds-TD	3-42-0	6-149-0
Average Per Return	14.0	24.8
Interceptions: Number-Yds-TD	1-0-0	0-0-0
Fumble Returns: Number-Yds-TD	1-0-0	0-0-0
Miscellaneous Yards	0	0
Possession Time	30:33	29:27
Third-Down Conversions	7 of 17	7 of 15
Fourth-Down Conversions	2 of 2	0 of 1
Red-Zone Scores-Chances	4-4	2-2
Sacks By: Number-Yards	5-32	2-21
PAT Kicks	4-4	2-2
Field Goals	1-1	0-0

INDIVIDUAL STATISTICS:

RUSHING: Old Dominion-Lorenzo Smith 9-76; Angus Harper 19-47; Taylor Heinicke 10-29; Jonathan Plisco 1-18; Nick Mayers 1-4; Rashad Manley 1-3. Villanova-POLONY, Chris 5-52; MEDLEY, Austin 10-30; DOSS, Lawrence 2-24; ABDUR-RAHMAN, J 5-16; TEAM 1-minus 1; THOMAS, Dustin 9-minus 20.

PASSING: Old Dominion-Taylor Heinicke 23-32-0-204. Villanova-POLONY, Chris 8-20-0-61; THOMAS, Dustin 10-17-1-82.

RECEIVING: Old Dominion-Nick Mayers 6-51; Antonio Vaughan 5-75; Jakwail Bailey 4-30; Angus Harper 4-22; Chris Lovitt 2-15; Prentice Gill 1-7; Larry Pinkard 1-4. Villanova-PRICE, Joe 4-34; ABDUR-RAHMAN, J 3-34; PETTWAY, Earnes 3-23; REYNOLDS, Mikey 2-25; DOSS, Lawrence 2-5; WELLS, Dorian 2-3; MILES, Kenny 1-14; HORNE, Clay 1-5.

TACKLE LEADERS: Old Dominion-Aaron Evans 4-0; John Darr 3-1; Devon Simmons 3-0; Alex Johnson 3-0; Chris Burnette 3-0; B.J. McLaughlin 3-0; J.J. Williams 3-0; Markell Wilkins 3-0; Alex Arain 3-0; Ronnie Cameron 2-1; Michael Colbert 1-2; Paul Morant 2-0; James Faircloth 2-0; Fred Credle 2-0; Craig Wilkins 2-0; Preston Smith 1-1; Nate Barnes 1-0; Keenan Terry 1-0; Edmon McClam 1-0; Reggie Owens 1-0; D. Guinn-Bailey 1-0; Erik Saylor 1-0; Xavier Duckett 0-1; Larry Pinkard 0-1; Carvin Powell 0-1. Villanova-LUCAS, Dillon 8-4; MILES, Jerry 6-2; BRIDGES, Devon 4-4; AKINS, R. 4-2; SARNESE, Joe 4-0; LOPER, Eric 4-0; JAMES, Craig 4-0; HAGGERTY, P. 2-2; LEWIS, Antoine 1-3; JOHNSON, Marlon 2-1; HARMON, Joey 1-2; FERGUSON, Delan 2-0; MALONE, Keelan 2-0; WILLIAMS, Patri 1-1; RODRIGUEZ, Jere 1-1; BUTLER, Blaise 1-0; HALL, Ross 1-0; HUNTER, Jordan 1-0.

Old Dominion Roster

Alphabetical

6	Alex Arain	LB
41	Brandon Bacchus	CB
81	Jakwail Bailey	WR
95	Nate Barnes	DT
59	Eugene Bazemore	DE
83	Kai Blanco	TE
94	Jagger Blehm	DT
19	A.J. Bordley	CB
77	David Born	OL
38	Brad Bradley	S
44	Darryl Brown	LB
39	Jarod Brown	K
92	Kevin Buchanan	DE
90	Chris Burnette	DT
96	Ronnie Cameron	DT
70	Brandon Carr	OL
88	Mitch Castleberry	TE
51	Michael Colbert	LB
22	T.J. Cowart	CB
25	Mario Crawford	RB
16	Fred Credle	S
89	Tyler Damato	TE
46	John Darr	LB
17	Thomas DeMarco	QB
52	Xavier Duckett	LB
57	Robbie Duncan	OL
15	Aaron Evans	CB
4	Reid Evans	WR
56	James Faircloth	LB
1	Prentice Gill	WR
36	Colby Goodwyn	RB
54	Dominique Guinn-Bailey	DT
30	Neal-Anthony Hale	S
68	Orion Hall	P
32	Angus Harper	RB
14	Taylor Heinicke	QB
58	Jeremy Hensley	OL
64	Rodney Hunter	LB
84	Dorian Jackson	WR
37	Malik Jackson	RB
43	Darrius Jennings	S
76	Ryan Jensen	OL
29	Alex Johnson	DE
18	Akil Jones	CB
79	Mike Justice	OL
93	Chad King	DE
33	Tyree Lee	RB

Numerical

No.	Name	Pos.	Cl.	Ht.	Wt.	Hometown/High School/Transfer
1	Prentice Gill	WR	Sr.	5-11	180	Los Angeles, Calif./Cathedral/LA Harbor College
2	Tommy Reamon	TE	Jr.-r	6-2	220	Newport News, Va./Gloucester
3	Marquel Thomas	WR	So.-r	6-3	180	Va. Beach, Va./Bayside/North Carolina Tech
4	Reid Evans	WR	Jr.-r	5-10	175	Hampton, Va./Phoebus
5	Antonio Vaughan	WR	Fr.-r	5-8	170	Ahoskie, N.C./Hertford County High
6	Alex Arain	LB	Jr.-r	6-4	220	Va. Beach, Va./Kempsville
7	Nick Mayers	WR	Jr.-r	5-7	170	Va. Beach, Va./Landstown
8	Tyler Clark	QB	Fr.	6-3	205	Chesapeake, Va./Grassfield
9	Larry Pinkard	WR	Fr.-r	5-11	180	Washington, D.C./Ballou
10	Devon Simmons	S	Jr.-r	6-2	205	Newport News, Va./Denbigh
11	Nate Ong	QB	Jr.-r	6-2	200	Escondido, Calif./San Pasqual/Palomar
12	Craig Wilkins	LB	Jr.-r	6-2	225	Washington, D.C./H.D. Woodson
13	Rashad Manley	RB	So.	5-11	180	Hampton, Va./Bethel
14	Taylor Heinicke	QB	Fr.	6-1	190	Atlanta, Ga./Collins Hill
15	Aaron Evans	CB	So.	5-8	185	Newport News, Va./Woodside
16	Fred Credle	S	Jr.-r	5-11	175	Chesapeake, Va./Deep Creek
17	Thomas DeMarco	QB	Sr.-r	5-11	200	Palm Desert, Calif./Palm Desert/Col. of the Desert
18	Akil Jones	CB	Fr.	5-10	150	Fairfax, Va./Oakton
19	A.J. Bordley	CB	Fr.	5-11	160	Va. Beach, Va./First Colonial
20	Paul Morant	S	So.	6-0	195	Hampton, Va./Phoebus
21	J.C. Wiggins	CB	So.	5-10	175	Richmond, Va./Monacan
22	T.J. Cowart	CB	Jr.-r	5-9	185	Va. Beach, Va./Ocean Lakes
23	Reggie Owens	CB	Fr.	6-0	195	Va. Beach, Va./Ocean Lakes
24	Lorenzo Smith	RB	Fr.	5-9	175	Lynchburg, Va./Fork Union
25	Mario Crawford	RB	Jr.	5-8	185	Detroit, Mich./Romulus/Fork Union
26	Eriq Lewis	CB	Fr.-r	6-0	180	Washington, D.C./Coolidge
27	Carvin Powell	S	Jr.	6-1	205	Chesapeake, Va./Great Bridge
28	Markell Wilkins	CB	So.-r	5-8	165	Hampton, Va./Phoebus
29	Alex Johnson	DE	So.-r	6-3	225	New Canton, Va./Buckingham Co./Fork Union
30	Neal-Anthony Hale	S	Fr.	5-8	175	Norfolk, Va./Maury
31	Jonathan Plisco	P	Jr.-r	6-0	205	Newport News, Va./Woodside
32	Angus Harper	RB	Fr.-r	6-0	210	Alexandria, Va./Edison
33	Tyree Lee	RB	Fr.	5-9	195	Hampton, Va./Phoebus
34	J.J. Williams	LB	Sr.-r	6-2	225	Derby, Kan./Derby/Garden City CC
35	Aquante Thornton	CB	Fr.	5-9	155	Va. Beach, Va./Tallwood
36	Colby Goodwyn	RB	So.	5-10	200	Hampton, Va./Phoebus
37	Malik Jackson	RB	Fr.	5-8	205	Washington, D.C./Archbishop Carroll
38	Brad Bradley	S	Fr.	6-0	190	Richmond, Va./Varina
39	Jarod Brown	K	Jr.	5-11	205	Yorktown, Va./Grafton/West Virginia
40	B.J. McLaughlin	DE	Jr.-r	5-11	230	Columbia, Va./Goochland
41	Brandon Bacchus	CB	Fr.	5-11	180	Hampton, Va./Kecoughtan
42	Keenan Terry II	CB	So.	6-0	170	Hampton, Va./Hampton Christian
43	Darrius Jennings	S	Fr.	5-11	160	Chesapeake, Va./Oscar Smith
44	Darryl Brown	LB	Fr.-r	6-0	225	Va. Beach, Va./First Colonial
45	Rob Mahan	LB	Fr.	6-2	205	Merchantville, N.J./Winslow Township
46	John Darr	LB	So.-r	6-0	235	Forestville, Md./Suitland
47	Mike Lennox	LB	Fr.	6-2	210	Bristow, Va./Brensville

Old Dominion Roster

Numerical

<u>No.</u>	<u>Name</u>	<u>Pos.</u>	<u>Cl.</u>	<u>Ht.</u>	<u>Wt.</u>	<u>Hometown/High School/Transfer</u>
48	Preston Smith	DE	Fr.-r	6-2	250	Chesapeake, Va./Deep Creek
49	Dillon Morrow	TE	Fr.	6-3	200	Orange, Va./Orange County
50	Rick Lovato	LS	Fr.	6-2	225	Middletown, N.J./Middletown
51	Michael Colbert	LB	Jr.-r	6-1	220	Fayetteville, N.C./E.E. Smith
52	Xavier Duckett	LB	So.-r.	6-0	225	Roanoke, Va./Northside
54	Dominique Guinn-Bailey	DT	Fr.-r	6-4	265	Portsmouth, Va./Churchland
55	Erik Saylor	DT	Jr.-r	6-2	285	Ijamsville, Md./Urbana
56	James Faircloth	LB	Fr.	5-11	200	Chesapeake, Va./Grassfield
57	Robbie Duncan	OL	Jr.-r	6-4	285	Sterling, Va./Parkview
58	Jeremy Hensley	OL	Sr.	6-1	290	La Palma, Calif./Kennedy/Fullerton College
59	Eugene Bazemore	DE	Fr.	6-1	210	Portsmouth, Va./Churchland
60	Josh Mann	OL	Fr.	6-4	300	Va. Beach, Va./Ocean Lakes
61	Wes Moulton	OL	Fr.-r	6-3	270	Va. Beach, Va./Ocean Lakes
63	Kevin Marley	LS	Fr.	5-10	255	Manassas, Va./Osborn Park
64	Rodney Hunter	LB	So	6-2	200	Miami, Fla./Etowah
65	Perry Owens	OL	So.-r	6-3	275	Edenton, N.C./John A. Holmes
66	Ellett McGeorge	OL	Fr.-r	6-7	310	Midlothian, Va./Cosby
67	Dustin Burdick	K	Fr.	5-9	175	Staunton, Va./Robert E. Lee
68	Orion Hall	P	Fr.-r	5-9	205	Norfolk, Va./Maury
69	Josh Williams	P	Fr.	6-3	240	Keysville, Va./Randolph Henry
70	Brandon Carr	OL	Jr.	6-2	295	Chesapeake, Va./Western Branch/Fork Union
71	Connor Mewbourne	OL	Fr.	6-4	285	Va. Beach, Va./First Colonial
73	Jack Lowney	OL	So.-r	6-4	285	Narberth, Pa./Archbishop Carroll
74	Jonathan McLean	DE	Fr.	6-3	230	Hampton, Va./Phoebus
75	Bryan Morrison	OL	Jr.-r	6-2	290	Ashburn, Va./Broad Run
76	Ryan Jensen	OL	Sr.-r	6-5	300	Petaluma, Calif./Petaluma/Santa Rosa JC
77	David Born	OL	So.-r.	6-8	340	Bakersfield, Calif./West/Bakersfield
79	Mike Justice	OL	So.	6-7	280	Springfield, Va./West Springfield
80	Blair Roberts	WR	Fr.	6-2	190	Pawling, N.Y./Trinity-Pawling
81	Jakwail Bailey	WR	Fr.	5-11	180	Haddonfield, N.J./Paul VI
82	Kirk Spellman	WR	Fr.	5-10	165	Chesapeake, Va./Indian River
83	Kai Blanco	TE	Jr.-r	6-3	260	Alexandria, Va./Mount Vernon
84	Dorian Jackson	WR	Jr.-r	5-10	200	Colonial Heights, Va./Matoaca
85	Chris Lovitt	WR	Jr.-r	5-9	195	Stafford, Va./Colonial Forge
86	Daniel Wray	TE	Fr.	6-3	225	Newport News, Va./Warwick
88	Mitch Castleberry	TE	Fr.	6-5	215	Herndon, Va./Westfield
89	Tyler Damato	TE	Jr.-r	6-1	235	Va. Beach, Va./Landstown
90	Chris Burnette	DT	Jr.-r	6-4	280	Baltimore, Md./Gilman School
91	Andrew Turner	DE	Jr.-r	6-3	255	Va. Beach, Va./Kellam
92	Kevin Buchanan	DE	Fr.	6-3	235	Va. Beach, Va./Maury
93	Chad King	DE	Sr.-r	6-3	255	Springfield, Va./Mt. Vernon/Ohio Dominican
94	Jagger Blehm	DT	Fr.-r	6-3	250	Va. Beach, Va./Green Run
95	Nate Barnes	DT	So.-r	6-5	275	Newport News, Va./Heritage
96	Ronnie Cameron	DT	Sr.-r.	6-2	295	Westbury, N.Y./Holy Trinity/Hofstra
97	Edmon McClam	DT	Sr.	6-6	280	Coward, S.C./Lake City/Louisburg College
99	Dontez Tyler	DE	Fr.	6-4	230	Ahoskie, N.C./Hertford County

Alphabetical

47	Mike Lennox	LB
26	Eriq Lewis	CB
50	Rick Lovato	LS
85	Chris Lovitt	WR
73	Jack Lowney	OL
45	Rob Mahan	LB
13	Rashad Manley	QB
60	Josh Mann	OL
63	Kevin Marley	LS
7	Nick Mayers	WR
97	Edmon McClam	DT
66	Ellett McGeorge	OL
40	B.J. McLaughlin	DE
47	Jonathan McLean	DE
71	Connor Mewbourne	OL
20	Paul Morant	S
75	Bryan Morrison	OL
49	Dillian Morrow	TE
61	Wes Moulton	OL
11	Nate Ong	QB
65	Perry Owens	OL
23	Reggie Owens	CB
9	Larry Pinkard	WR
31	Jonathan Plisco	P
27	Carvin Powell	S
2	Tommy Reamon	TE
80	Blair Roberts	WR
55	Erik Saylor	DT
10	Devon Simmon	S
24	Lorenzo Smith	RB
48	Preston Smith	DE
82	Kirk Spellman	WR
42	Keenan Terry II	CB
3	Marquel Thomas	WR
35	Aquante Thornton	CB
91	Andrew Turner	DE
99	Dontez Tyler	DE
5	Antonio Vaughan	WR
21	J.C. Wiggins	CB
12	Craig Wilkins	LB
28	Markell Wilkins	CB
34	J.J. Williams	LB
69	Josh Williams	P
86	Daniel Wray	TE

2011 Old Dominion Opponents

<p style="text-align: center;">Campbell (4-3, 3-2 Pioneer)</p> <p>Sept. 3 at Old Dominion L, 14-41 Sept. 10 Apprentice W, 76-0 Sept. 24 Jacksonville * L, 21-57 Oct. 1 at Drake * L, 14-31 Oct. 8 Butler * W, 38-23 Oct. 15 at Marist * W, 35-21 Oct. 22 San Diego * W, 48-24 Oct. 29 at Davidson * 1:00 p.m. Nov. 5 Morehead State * 1:00 p.m. Nov. 12 at Valparaiso 2:00 p.m. Nov. 19 at Georgia State 1:00 p.m.</p>	<p style="text-align: center;">Georgia State (2-5 Independent)</p> <p>Sept. 2 Clark Atlanta W, 41-7 Sept. 10 Old Dominion L, 14-40 Sept. 17 at Jacksonville St. L, 21-37 Sept. 24 at Houston L, 0-56 Oct. 8 Murray State L, 24-48 Oct. 15 at South Carolina St. L, 13-23 Oct. 22 South Alabama . W, 27-20 (2OT) Oct. 29 at UT-San Antonio 2:00 p.m. Oct. 5 St. Francis 1:00 p.m. Nov. 12 at West Alabama 7:00 p.m. Nov. 19 Campbell 1:00 p.m.</p>	<p style="text-align: center;">Hampton (4-3, 2-2 MEAC)</p> <p>Sept. 3 vs. Alabama A&M W, 21-20 Sept. 8 Florida A&M * W, 23-17 Sept. 17 at Old Dominion L, 42-45 Sept. 22 at Bethune-Cookman * L, 31-35 Oct. 8 Princeton W, 28-23 Oct. 15 at Norfolk State * L, 24-34 Oct. 22 N.C. Central * W, 30-27 (OT) Oct. 29 at Savannah State * 2:00 p.m. Nov. 5 Howard * 1:00 p.m. Nov. 12 Delaware State * 1:00 p.m. Nov. 19 Morgan State * 1:00 p.m.</p>
<p style="text-align: center;">Delaware (4-4, 2-3 CAA)</p> <p>Sept. 3 at Navy L, 17-40 Spet. 10 West Chester W, 28-17 Sept. 17 Delaware State W, 45-0 Sept. 24 Old Dominion * W, 27-17 Oct. 1 at Maine * L, 17-31 Oct. 8 William & Mary W, 21-0 Oct. 15 UMass * L, 10-21 Oct. 22 at Rhode Island * L, 34-38 Oct. 29 at Towson * 7:00 p.m. Nov. 12 Richmond * 3:30 p.m. Nov. 19 at Villanova * 3:30 p.m.</p>	<p style="text-align: center;">UMass (4-3, CAA/FBS Transition)</p> <p>Sept. 1 at Holy Cross W, 24-16 Sept. 17 Rhode Island * W, 36-27 Sept. 24 at Boston College L, 17-45 Oct. 1 at Old Dominion * L, 33-48 Oct. 8 Central Connecticut W, 42-26 Oct. 15 at Delaware * W, 21-10 Oct. 22 New Hampshire * L, 21-27 Oct. 29 at Richmond * 1:00 p.m. Nov. 5 Villanova * 3:30 p.m. Nov. 12 at Maine * 12:30 p.m. Nov. 19 James Madison * 1:00 p.m.</p>	<p style="text-align: center;">Rhode Island (2-5, 1-3 CAA)</p> <p>Sept. 10 at Syracuse L, 14-21 Sept. 17 at UMass * L, 27-36 Sept. 24 Fordham W, 21-17 Oct. 1 at Brown L, 21-35 Oct. 8 Old Dominion * L, 23-31 Oct. 15 at Maine * L, 21-27 Oct. 22 Delaware * W, 38-34 Oct. 29 at New Hampshire * Noon Nov. 5 William & Mary * 1:00 p.m. Nov. 12 at James Madison * 3:00 p.m. Nov. 19 Towson * 12:30 p.m.</p>
<p style="text-align: center;">Towson (6-1, 4-0 CAA)</p> <p>Sept. 3 Morgan State W, 40-3 Sept. 10 Villanova * W, 31-10 Sept. 24 Colgate W, 42-17 Oct. 1 at Maryland L, 3-28 Oct. 8 Richmond * W, 31-28. Oct. 15 at Old Dominion * W, 39-35 Oct. 22 at William & Mary * W, 38-27 Oct. 29 Delaware * 6:00 p.m. Nov. 5 at Maine * 1:00 p.m. Nov. 12 New Hampshire * TBA Nov. 19 at Rhode Island * 12:30 p.m.</p>	<p style="text-align: center;">Villanova (1-7, 0-5 CAA)</p> <p>Sept. 1 at Temple L, 7-42 Sept. 10 at Towson * L, 10-31 Sept. 17 Monmouth L, 9-20 Sept. 24 Penn W, 30-21 Oct. 1 William & Mary * L, 16-20 Oct. 8 at New Hampshire * L, 17-47 Oct. 15 at James Madison * L, 10-34 Oct. 22 Old Dominion * L, 14-37 Oct. 29 Maine 3:30 p.m. Nov. 5 at UMass * 3:30 p.m. Nov. 19 Delaware * 3:30 p.m.</p>	<p style="text-align: center;">James Madison (5-2, 3-1 CAA)</p> <p>Sept. 3 at North Carolina L, 10-42 Sept. 10 Central Connecticut W, 14-9 Sept. 17 at Liberty W, 27-24 Sept. 24 at William & Mary * W, 20-14 Oct. 1 Richmond * W, 31-7 Oct. 8 Maine * L, 24-25 (OT) Oct. 15 Villanova * W, 24-10 Oct. 29 at Old Dominion * Noon Nov. 5 at New Hampshire * Noon Nov. 12 Rhode Island * 3:00 p.m. Nov. 19 at UMass * 1:00 p.m.</p>
<p style="text-align: center;">Richmond (3-4, 0-4 CAA)</p> <p>Sept. 3 at Duke W, 23-21 Sept. 10 Wagner W, 21-6 Sept. 17 VMI W, 34-19 Sept. 24 New Hampshire * L, 43-45 Oct. 1 at James Madison * L, 7-21 Oct. 8 at Towson * L, 28-31 Oct. 22 Maine * L, 22-23 Oct. 29 UMass * 1:00 p.m. Nov. 5 at Old Dominion * 1:00 p.m. Nov. 12 at Delaware 3:30 p.m. Nov. 19 William & Mary Noon</p>	<p style="text-align: center;">William & Mary (4-4, 3-3 CAA)</p> <p>Sept. 3 at Virginia L, 3-40 Sept. 10 at VMI W, 24-7 Sept. 17 New Haven W, 13-10 Sept. 24 James Madison * L, 14-20 Oct. 1 at Villanova * W, 20-16 Oct. 8 at Delaware * L, 0-21 Oct. 15 New Hampshire * W, 24-10 Oct. 22 Towson * L, 27-38 Nov. 5 at Rhode Island * 1:00 p.m. Nov. 12 Old Dominion * Noon Nov. 19 at Richmond * Noon</p>	



HEAD COACH

BOBBY WILDER



When he was hired on February 13, 2007, Bobby Wilder's goal was to "AIM HIGH" in everything he did in resurrecting the Old Dominion football team from a 69-year absence. After two years of orchestrating every piece of the puzzle, Wilder's vision has become reality as he has built a program that has not only been the buzz of the Hampton Roads community, but has become the most successful start-up FCS program in history.

Wilder and his staff's inaugural season of play at the Football Championship Subdivision level went well beyond expectations. From the celebrated kickoff versus Chowan, to the heart pounding first FCS victory against Jacksonville, to ensuring a winning season at Savannah State, to extending the win-streak to six in the season finale at VMI, history was made every step of the way. The Monarchs concluded the 2009 season at 9-2 overall writing their way into history.

The Monarchs finished the year ranked in the top ten in five statistical categories as a team including second in sacks allowed, third in scoring offense, turnover margin, and net punting, and ninth in rushing offense. Individually, ODU had its first football All-Americans named in punter Jonathan Plisco and long snapper Dustin Phillips with Plisco leading the nation in punt yardage averaging 44.84 yards per contest. Quarterback Thomas DeMarco was also ranked in the top ten in scoring and was the second leading FCS signal caller in rushing. Wilder meanwhile received the Tom Fergusson Memorial Award at the 65th Norfolk Sports Club Jamboree named as the Metropolitan Person of the Year in Sports.

Year two proved to be just as successful. The Old Dominion football team finished its second season of football at 8-3 in 2010 and over the last two seasons has combined for a 17-5 mark as the winningest FCS start-up program in the books. The Monarchs, who upgraded their schedule in year two in preparation for joining the Colonial Athletic Association (CAA), added a pair of ranked opponents in #12/13 William & Mary and #14/16 Cal Poly and continued to play in front of capacity crowds of 19,782 in all seven of its home games. Statistically speaking, the Monarchs finished their second season of gridiron action fourth in kickoff returns, ranked eighth in scoring offense, eighth in sacks allowed, and 15th in passing offense. Under Wilder's tutelage, punter Jonathan Plisco ranked second nationally in punting, quarterback Thomas DeMarco continued to rank among the top 10 in total offense, newcomer Colby Goodwyn ran this way to third nationally in punt returns, and Ronnie Cameron pushed his way into eighth overall among FCS defenders in tackles for loss.

In addition to his recruiting efforts, Wilder has also been an essential part in the planning and development of what are among the top football facilities in the country. The state-of-the-art \$17 million Powhatan Sports Complex that houses the ODU football offices,

athletic and strength training areas, locker rooms and two practice fields with artificial surface and the \$24.8 million Foreman Field Football Complex, which includes the Ainslie Game Day Building, Astoturf GameDay Grass 3D field surface, scoreboard, sound system, field enclosure and a contiguous parking garage, are among the best the FCS has to offer.

Wilder, his coaching staff, and the football Monarchs now gear up for the biggest challenge yet in 2011. The squad joins the CAA in 2011, the toughest FCS conference in the nation that featured four teams in this past season's playoffs including runner-up Delaware, as well as 2009 FCS champion Villanova, along with William & Mary and New Hampshire.

Since arriving in Norfolk, Wilder has hit the ground running and has not stopped in his quest to make Old Dominion one of the top programs in the country. Both on and off the field, the Monarch head coach is always making sure that the Old Dominion football program is visible throughout the campus, the community and the state. He has honored over 300 speaking engagements to a variety of organizations, but his most important talks have come with high schools coaches throughout the state. Wilder and his staff have made it a point to build a fence around the Hampton Roads community and the state of Virginia, with plans of building a first rate program with players a stones throw from the ODU campus.

Wilder has also been instrumental in getting his team active in the Hampton Roads Community. In what has become an annual event, the ODU Football Monarchs host a bone marrow registry drive and to date has helped register over 450 members of the ODU student body, faculty/staff, and the Hampton Roads community to the registry in an attempt to help save lives from life-threatening diseases nationwide. The Monarchs have also been active volunteering with Special Olympics, hosting youth clinics, and participating at reading and career days at many of the area's elementary and middle schools.





Prior to his arrival at ODU, Wilder served on the Maine staff for the past 17 years and was promoted to assistant head coach and offensive coordinator in 2000 before moving to associate head coach in 2001.

As coordinator, Wilder has orchestrated a balanced attack. The Black Bears averaged 29.1 points per game in 2004, and scored 29 or more in seven of 11 games. Wilder helped tutor running back Marcus Williams, who rushed for 1,077 yards during his senior season, which moved him into first place in school history for career rushing yards. Maine also threw the ball a lot during the campaign as eight different receivers each had double-digit receptions. Ron Whitcomb was at the head of the passing attack as his completions (213) and attempts (350) were the fourth most in a single season since 1950. His 22 touchdown tosses were tied for third most since 1950. Overall, the offense averaged an impressive 5.2 yards per play.

Wilder was named the Assistant Coach of the Year by the Gridiron Club of Greater Boston in 2004, which is presented annually to the top assistant coach in New England.

In 2003, the Black Bears had over 2,000 yards rushing and passing with 4,142 total yards. The ground game was anchored by Williams and the passing game was in the hands of then-freshman Ron Whitcomb, who was named the Atlantic 10 Rookie of the Year as he posted 2,428 yards - the fifth most in a season at Maine.

The 2002 Black Bears finished the season with 4,702 yards in total offense, the most since a school-record 4,861 yards in 1989. In 2001, for the first time in school history, the offense boasted a 2,000-yard passer in Jake Eaton, a 1,000-yard rusher in Royston English, and a 1,000-yard receiver in Stefan Gomes.

Prior to moving to the coordinator post, Wilder served as quarterbacks coach during one of the most explosive eras in Maine history for Black Bear quarterbacks.

Wilder guided four-year starter Mickey Fein to 17 University marks, including the two highest season totals for touchdown passes. Fein ended his career as Maine's second all-time leading passer.

In 2000, Wilder's first full season as offensive coordinator, the Black Bears ranked third in the Atlantic 10 with 29.0 points per game. The rushing game increased its output by 41 yards per game from the previous season and Eaton garnered All-New England honors. Two wide receivers from that team, Dwayne Wilmot and Phil McGeoghan, signed pro contracts and were in NFL camps in 2001. In 2002, Maine tight end Chad Hayes signed with the Kansas City Chiefs and then played briefly with the Cincinnati Bengals.

A 1987 graduate of Maine with a degree in physical education, Wilder captained the Black Bears to the Yankee Conference Championship his senior year. An All-New England quarterback in 1985, he left Maine as the school's all-time leading passer with 4,493 yards, and

is currently sixth behind Mike Buck, Emilio Colon, Fein, Eaton and Whitcomb on the career passing list. Wilder coached four of those former players and played with the fifth.

A 1982 graduate of Madison High School in Madison, Maine, Wilder was a highly recruited quarterback his senior year. He opted to attend Maine and in his sophomore year and led the Black Bears to their first of five consecutive winning seasons.

Upon graduation, Wilder served as a graduate assistant coach for two seasons under Jack Bicknell at Boston College, where he earned his master's degree in educational administration in 1990.

Wilder and his wife, Pam, live in Norfolk with their sons, Derek (15) and Drew (10).

Playing Career

1982-87 University of Maine

Coaching Career

1988-89 Graduate Assistant, Boston College
 1990-99 Quarterbacks, University of Maine
 2000..... Assistant Head Coach/
Offensive Coordinator, University of Maine
 2001-06 Associate Head Coach/
Offensive Coordinator, University of Maine
 2007- present.....Head Coach, Old Dominion University

Coaching Record

Collegiate Overall Record (Years)22-6 (3rd year)
 Record at CAA Football Schools (Years) 2-1 (1st season)
 Record in CAA Football Games (Years) 2-1 (1st season)

Year-By-Year

Year:	School:	Record:	Conf.
2009	Old Dominion	9-2	0-0
2010	Old Dominion	8-3	0-0
2011	Old Dominion	6-2	3-2
Totals		23-7 (.767)	3-2 (.600)

ASSISTANT COACH



MARC BACOTE

DEFENSIVE BACKS

THE BACOTE FILE:

Hometown: Hampton, Va.
High School: Hampton High School
College: James Madison '08

COACHING HISTORY:

2011-present - Old Dominion - Defensive Backs
2010-2011 - Rutgers - Player Development
2008-2010 - Morehead State - Wide Receivers
2008 - James Madison - Volunteer Assistant - Wide Receivers

PLAYING EXPERIENCE:

2007 - Bossier-City Shreveport Battlewings (Arena2)
2005-2006 - Manchester Wolves (Arena2) -
2004 - Wichita Stealth (Arena2)
2003 - Richmond Speed (Arena2)

ASSISTANT HEAD COACH



DEALTON COTTON

DEFENSIVE LINE

THE COTTON FILE:

Hometown: Norfolk, Va.
High School: Granby High School
College: East Carolina '95
Family: Wife - Tephania

COACHING HISTORY:

2008 - present - Old Dominion - Defensive Line
2003 - 2007 - Maury High School - Head Coach
2001 - 2003 - Hertford County High - Head Coach

ASSISTANT COACH



BILL DEE

OFFENSIVE LINE

THE DEE FILE:

Birthdate: April 6, 1953
College: Mansfield State '75
Family: Wife - Margaret; Son- William (22); Daughter - Katie (5)

COACHING HISTORY:

2011 - present - Old Dominion - Offensive Line
2009- 2011 - Christopher Newport University - Inside Linebackers
1985-2008 - Phoebus H.S. - Head Coach
1981-1984 - Southampton H.S. - Head Coach
1979-1980 - Denbigh H.S. - Defensive Coordinator
1975-1979 - Greene H.S. (N.Y.) - Defensive Coordinator

ASSISTANT COACH



JAROD DODSON

ASST. DEFENSIVE COORDINATOR


THE DODSON FILE:

Hometown: Palmdale, Calif.
High School: Highland
College: South Dakota '99
Family: Wife - Shannon, Daughters - Mariah (16), LaRae (5), JaelLynn (4), Kendyl (2)

COACHING HISTORY:

2010 - present - Old Dominion - Secondary
2009 - Buffalo - Cornerbacks
2008 - South Dakota - Defensive Coordinator
2007 - South Dakota - Wide Receivers/Defensive Backs
2006 - South Dakota - Defensive Backs/Special Teams
2005 - South Dakota - Wide Receivers
2000 - 2004 - Michigan Tech - Linebackers/Defensive Backs/Special Teams

ASSISTANT COACH



COREY HETHERMAN

ROVERS

THE HETHERMAN FILE:

Hometown: Oxford, Mass.
High School: Oxford
College: Fitchburg State '06

COACHING HISTORY:

2010 - present - Old Dominion - Linebackers
2010 - Western New England College - Offensive/
Recruiting Coordinator
2009 - 2010 - Northeastern - Outside Linebackers
2007 - 2009 - Springfield College - Graduate Assistant
2007 - Wuerzburg Panthers - Offensive Coordinator
2006 - 2007 - King's College - Intern
2006 - Carinthian Black Lions - Offensive Coordinator
2006 - Fitchburg State College - Quarterbacks

PLAYING EXPERIENCE:

2007 - Wuerzburg Panthers (German Football League)
2006 - Carinthian Black Lions (Austrian Football League)

ASSISTANT COACH



KEITA MALLOY

PASS GAME COORDINATOR

WIDE RECEIVERS

TIGHT ENDS

THE MALLOY FILE:

Hometown: Washington, D.C.
High School: Bishop McNamara '89
College: Delaware '95
Family: Daughters - La-Nyah (13) and Elexa (11)

COACHING HISTORY:

2008 - present - Old Dominion - Wide Receivers / Tight
Ends
2006 - 2007 - Trinity College - Wide Receivers
2004 - 2005 - Fordham - Running Backs
2004 - Fordham - Tight Ends
2002 - 2003 - West Georgia State - Wide Receivers /
Special Teams
2001 - 2002 - Washburn - Running Backs /Wide Receivers
/ Special Teams
2000- 2001 - Lafayette - Wide Receivers

ASSISTANT COACH



ANDY RONDEAU

DEFENSIVE COORDINATOR
LINEBACKERS

THE RONDEAU FILE:

Hometown: Holliston, Mass.
High School: Holliston High School
College: Syracuse '91
Family: Wife - Tiffany; Son - Ryan (7); Daughters - Alison
(6), Kiley (5)

COACHING HISTORY:

2007 - present - Old Dominion - Defensive Coordinator /
Linebackers
2006 - Maine - Defensive Backs / Special Teams Coordinator
2004 - 2005 - Buffalo - Asst. Defensive Coordinator / Safeties
2003 - Tennessee Martin - Defensive Coordinator / Linebackers
1997 - 2002 - North Dakota State - Defensive Backs
1994 - 1996 - Pittsburgh - Graduate Assistant / Defensive Backs
1991 - 1993 - Northeastern University - Assistant Defensive
Backs
1990 - Syracuse - Student Manager

ASSISTANT COACH



BRIAN SCOTT

OFFENSIVE COORDINATOR
OFFENSIVE LINE


THE SCOTT FILE:

Hometown: Waterville, Maine
High School: Waterville
College: Maine '00

COACHING HISTORY:

2007 - present - Old Dominion - Offensive Coordinator /
Offensive Line
2004 - 2006 - Maine - Recruiting Coordinator / Offensive
Line / Running Backs / Tight End
2003 - Tennessee - Martin - Wide Receivers / Tight Ends
/ Special Teams
2002 - UMass - Lowell - Quarterbacks
2000-2001 - Cony H.S. - Offensive Coordinator /
Quarterbacks

ASSISTANT COACH



**RON
WHITCOMB**

RECRUITING COORDINATOR

THE WHITCOMB FILE:

Hometown: Rochester, N.Y.
High School: East Rochester High School
College: Maine '06, Old Dominion '09

COACHING HISTORY:

2007 - present - Old Dominion - Quarterbacks

ASSISTANT COACH



**MICHAEL
ZYSKOWSKI**

**RUNNING BACKS
SPECIAL TEAMS**

THE ZYSKOWSKI FILE:

Birthdate: August 12, 1980
Hometown: Grand Rapids, Mich.
High School: Union High School
College: Maine '06
Family: Daughter - Marley (5), Son - Brandon (newborn)


COACHING HISTORY:

2008 - Present - Old Dominion University - Running Backs & Special Teams Coordinator
2007 - Maine - Running Backs and Co-Special Team's Coordinator
2005 - 2006 - Maine - Assistant Coach - Running Backs
2004 - Maine - Student Assistant - Running Backs



**RYAN
MARTIN**

**ASSOCIATE HEAD STRENGTH
& CONDITIONING COACH**



**JOE
MAKOVEC**

**ASSISTANT STRENGTH AND
CONDITIONING COACH**



**TOMMY
RAPIER**

**EQUIPMENT
MANAGER**



**DANIEL
CORNIER**

**ASSISTANT
EQUIPMENT MANAGER**



**CHRIS
CROUCH**

**DIRECTOR OF
FOOTBALL OPERATIONS**



**KYLE
NORO**

**ADMINISTRATIVE ASSISTANT
FOR FOOTBALL**

By-Quarter Stats

3rd-Down Conversions

Date	Opponent	Score	Overall	1st Qtr	2nd Qtr	3rd Qtr	4th Qtr	Overtime
Sep 03, 2011	CAMPBELL	W 41-14	5-16 31.2	1-4 25.0	2-4 50.0	1-6 16.7	1-2 50.0	
Sep 10, 2011	at Georgia State	W 40-17	5-16 31.2	2-4 50.0	0-3 0.0	1-4 25.0	2-5 40.0	
Sep 17, 2011	HAMPTON	W 45-42	7-16 43.8	2-5 40.0	2-3 66.7	1-3 33.3	2-5 40.0	
Sep 24, 2011	at Delaware	L 17-27	4-17 23.5	1-3 33.3	0-4 0.0	2-5 40.0	1-5 20.0	
Oct 01, 2011	#20 UMASS	W 48-33	6-14 42.9	2-5 40.0	1-3 33.3	1-3 33.3	2-3 66.7	
Oct 08, 2011	at Rhode Island	W 31-23	8-18 44.4	1-3 33.3	2-5 40.0	3-4 75.0	2-6 33.3	
Oct 15, 2011	TOWSON	L 35-39	5-13 38.5	2-5 40.0	2-4 50.0	1-2 50.0	0-2 0.0	
Oct 22, 2011	at Villanova	W 37-14	7-17 41.2	2-4 50.0	5-6 83.3	0-5 0.0	0-2 0.0	
	Old Dominion		47-127 37.0	13-33 39.4	14-32 43.8	10-32 31.2	10-30 33.3	0-0 0.0
	Opponents		51-136 37.5	12-30 40.0	17-40 42.5	11-32 34.4	11-34 32.4	0-0 0.0

4th-Down Conversions

Date	Opponent	Score	Overall	1st Qtr	2nd Qtr	3rd Qtr	4th Qtr	Overtime
Sep 03, 2011	CAMPBELL	W 41-14	2-5 40.0	2-3 66.7	0-1 0.0	0-0 0.0	0-1 0.0	
Sep 10, 2011	at Georgia State	W 40-17	0-0 0.0	0-0 0.0	0-0 0.0	0-0 0.0	0-0 0.0	
Sep 17, 2011	HAMPTON	W 45-42	1-2 50.0	0-1 0.0	0-0 0.0	0-0 0.0	1-1 100.0	
Sep 24, 2011	at Delaware	L 17-27	2-4 50.0	0-0 0.0	0-1 0.0	0-0 0.0	2-3 66.7	
Oct 01, 2011	#20 UMASS	W 48-33	1-1 100.0	0-0 0.0	1-1 100.0	0-0 0.0	0-0 0.0	
Oct 08, 2011	at Rhode Island	W 31-23	2-2 100.0	0-0 0.0	0-0 0.0	1-1 100.0	1-1 100.0	
Oct 15, 2011	TOWSON	L 35-39	1-2 50.0	0-0 0.0	1-1 100.0	0-0 0.0	0-1 0.0	
Oct 22, 2011	at Villanova	W 37-14	2-2 100.0	0-0 0.0	0-0 0.0	2-2 100.0	0-0 0.0	
	Old Dominion		11-18 61.1	2-4 50.0	2-4 50.0	3-3 100.0	4-7 57.1	0-0 0.0
	Opponents		10-21 47.6	1-4 25.0	2-4 50.0	2-2 100.0	5-11 45.5	0-0 0.0

Time of Possession

Time of Possession

Date	Opponent	Score	Overall	1st Qtr	2nd Qtr	3rd Qtr	4th Qtr	Overtime
Sep 03, 2011	CAMPBELL	W 41-14	27:12	7:12	6:00	8:51	5:09	
Sep 10, 2011	at Georgia State	W 40-17	31:22	8:59	7:09	6:11	9:03	
Sep 17, 2011	HAMPTON	W 45-42	28:48	6:41	7:45	6:09	8:13	
Sep 24, 2011	at Delaware	L 17-27	27:05	5:39	5:56	8:26	7:04	
Oct 01, 2011	#20 UMASS	W 48-33	27:56	8:14	7:14	6:57	5:31	
Oct 08, 2011	at Rhode Island	W 31-23	31:13	5:17	6:35	7:52	11:29	
Oct 15, 2011	TOWSON	L 35-39	22:00	7:41	6:37	5:05	2:37	
Oct 22, 2011	at Villanova	W 37-14	30:33	7:22	8:01	8:26	6:44	
	Old Dominion	Total	226:09	57:05	55:17	57:57	55:50	0:00
		Avg.	28:16	7:08	6:54	7:14	6:58	0:00
	Opponents	Total	253:05	62:55	64:43	62:03	63:24	0:00
		Avg.	31:38	7:51	8:05	7:45	7:55	0:00

Red Zone Stats

Old Dominion Inside Opponent Red-Zone

Date	Opponent	Score	Times		Total	Rush		Pass	FGs	Failed to score inside RZ					
			In RZ	Scored		TDs	TDs	TDs	Made	FGA	Down	Int	Fumb	Half	Game
Sep 03, 2011	CAMPBELL	W 41-14	6	4	24	3	2	1	1	0	1	0	1	0	0
Sep 10, 2011	at Georgia State	W 40-17	6	4	27	4	3	1	0	0	0	0	1	1	0
Sep 17, 2011	HAMPTON	W 45-42	4	4	28	4	4	0	0	0	0	0	0	0	0
Sep 24, 2011	at Delaware	L 17-27	2	2	10	1	0	1	1	0	0	0	0	0	0
Oct 01, 2011	#20 UMASS	W 48-33	3	3	22	3	1	2	0	0	0	0	0	0	0
Oct 08, 2011	at Rhode Island	W 31-23	5	5	31	4	1	3	1	0	0	0	0	0	0
Oct 15, 2011	TOWSON	L 35-39	2	2	14	2	1	1	0	0	0	0	0	0	0
Oct 22, 2011	at Villanova	W 37-14	4	4	24	3	2	1	1	0	0	0	0	0	0
Totals			32	28	180	24	14	10	4	0	1	0	2	1	0
28 of 32 (87.5%)															

Opponents Inside Old Dominion Red-Zone

Date	Opponent	Score	Times		Total	Rush		Pass	FGs	Failed to score inside RZ					
			In RZ	Scored		TDs	TDs	TDs	Made	FGA	Down	Int	Fumb	Half	Game
Sep 03, 2011	CAMPBELL	W 41-14	3	2	14	2	0	2	0	0	1	0	0	0	0
Sep 10, 2011	at Georgia State	W 40-17	4	3	17	2	2	0	1	0	0	1	0	0	0
Sep 17, 2011	HAMPTON	W 45-42	6	6	35	4	3	1	2	0	0	0	0	0	0
Sep 24, 2011	at Delaware	L 17-27	3	2	10	1	0	1	1	1	0	0	0	0	0
Oct 01, 2011	#20 UMASS	W 48-33	6	5	33	5	1	4	0	0	1	0	0	0	0
Oct 08, 2011	at Rhode Island	W 31-23	4	4	23	3	1	2	1	0	0	0	0	0	0
Oct 15, 2011	TOWSON	L 35-39	3	1	8	1	1	0	0	0	1	1	0	0	0
Oct 22, 2011	at Villanova	W 37-14	2	2	14	2	1	1	0	0	0	0	0	0	0
Totals			31	25	154	20	9	11	5	1	3	2	0	0	0
25 of 31 (80.6%)															

STARTING LINE-UPS

OFFENSE

Date	Opponent	TE	LT	LG	C	RG	RT	QB	RB	WR	WR	WR
Sept. 5	Campbell	Blanco	Jensen	Born	Hensley	Carr	Lowney	DeMarco	Harper	Evans	Vaughan	Gill
Sept. 10	at Georgia St.	Blanco	Jensen	Born	Hensley	Duncan	Lowney	DeMarco	Harper	Evans	Vaughan	Gill
Sept. 17	Hampton	Blanco	Jensen	Born	Hensley	Duncan	Lowney	DeMarco	Harper	Evans	Vaughan	Lovitt
Sept. 24	at Delaware *	Blanco	Jensen	Born	Hensley	Duncan	Lowney	DeMarco	Harper	Evans	Vaughan	Gill
Oct. 1	UMass *	Thomas(WR)	Jensen	Born	Hensley	Duncan	Lowney	DeMarco	Harper	Evans	Vaughan	Gill
Oct. 8	at Rhode Island *	Blanco	Jensen	Born	Hensley	Duncan	Lowney	DeMarco	Harper	Evans	Vaughan	Gill
Oct. 15	Towson *	Mayers (WR)	Jensen	Born	Hensley	Duncan	Lowney	Heinicke	Harper	Evans	Vaughan	Gill
Oct. 22	at Villanova *	Mayers (WR)	Jensen	Born	Hensley	Duncan	Lowney	Heinicke	Harper	Evans	Vaughan	Gill
Oct. 29	James Madison *											
Nov. 5	Richmond *											
Nov. 12	at William & Mary *											

DEFENSE

Date	Opponent	END	NOSE	TACKLE	STUD	ROVER	MIKE	BACKER	CB	CB	SS	FS
Sept. 5	Campbell	McClam	Burnette	Cameron	King	Wilkins	Williams	Arain	Cowart	Lewis	Simmons	Powell
Sept. 10	at Georgia St.	McClam	Burnette	Cameron	King	Wilkins	Williams	Arain	Cowart	Lewis	Simmons	Powell
Sept. 17	Hampton	McClam	Burnette	Cameron	King	Wilkins	Williams	Arain	M. Wilkins	Lewis	Simmons	Powell
Sept. 24	at Delaware *	McClam	Burnette	Cameron	King	Wilkins	Williams	Arain	M. Wilkins	Lewis	Simmons	Powell
Oct. 1	UMass *	McClam	Burnette	Cameron	King	Wilkins	Williams	Arain	M. Wilkins	Lewis	Simmons	Powell
Oct. 8	at Rhode Island *	McClam	Burnette	Cameron	King	Wilkins	Williams	Arain	M. Wilkins	Lewis	Simmons	Powell
Oct. 15	Towson *	McClam	Burnette	Cameron	King	Wilkins	Williams	Darr	M. Wilkins	Lewis	Simmons	Powell
Oct. 22	at Villanova *	McClam	Burnette	Cameron	Smith	Wilkins	Williams	Arain	M. Wilkins	Terry	Simmons	Powell
Oct. 29	James Madison *											
Nov. 5	Richmond *											
Nov. 12	at William & Mary *											

PASSING GAME-BY-GAME

#17 Thomas DeMarco	Comp	Att	Int	Pct	Yards	TD	Long	Sacked	Effic
CAMPBELL	29	38	1	76.3	310	2	43	2-11	156.95
Georgia State	13	21	0	61.9	126	1	23	1-8	128.02
Hampton	20	29	1	69.0	172	0	23	2-12	111.89
Delaware	23	46	1	50.0	207	1	37	1-3	90.63
#20 UMASS	14	24	2	58.3	219	3	40	1-7	159.57
TOTALS	99	158	5	62.7	1034	7	43	7-41	125.92

#14 Taylor Heinicke	Comp	Att	Int	Pct	Yards	TD	Long	Sacked	Effic
#20 UMASS	8	11	0	72.7	119	2	56	1-2	223.60
Rhode Island	26	32	0	81.2	205	3	30	2-17	166.00
TOWSON	22	37	1	59.5	360	3	93	2-10	162.54
Villanova	23	32	0	71.9	204	2	42	2-21	146.05
TOTALS	79	112	1	70.5	888	10	93	7-50	164.81

#11 Nate Ong	Comp	Att	Int	Pct	Yards	TD	Long	Sacked	Effic
CAMPBELL	3	5	1	60.0	55	0	32	0-0	112.40
TOTALS	3	5	1	60.0	55	0	32	0-0	112.40

RUSING GAME-BY-GAME

RUSHING	No-Yds/TD	CAMPBE	GSU	HAM	DELAWA	UMASS	URI	TOWSON	VU
Angus Harper RB	85-380/5	10-28/1	16-67/0	15-111/2	3-11/0	1-3/0	15-45/0	6-68/1	19-47/1
Colby Goodwyn RB	71-356/2	DNP	24-184/1	23-79/1	13-48/0	11-45/0	DNP	DNP	DNP
Lorenzo Smith RB	29-170/1	15-74/0	5-20/0	DNP	DNP	DNP	-	DNP	9-76/1
Thomas DeMarco QB	50-129/5	9-13/1	9-11/2	11-29/2	13-43/0	8-33/0	-	-	-
Taylor Heinicke QB	30-107/2	DNP	DNP	DNP	DNP	5-24/0	8-13/1	7-41/0	10-29/1
Tyree Lee RB	36-97/2	DNP	DNP	DNP	DNP	11-38/1	14-36/0	11-23/1	DNP
Antonio Vaughan WR	4-77/1	1-30/1	-	-	1-9/0	1-38/0	1-0/0	-	-
Jonathan Plisco P	2-33/0	-	-	-	1-15/0	-	-	-	1-18/0
Rashad Manley RB	1-3/0	DNP	DNP	DNP	DNP	DNP	DNP	DNP	1-3/0
Nick Mayers WR	6--1/0	DNP	-	-	-	3-1/0	1-2/0	1--8/0	1-4/0
TEAM	5--12/0	1--4/0	-	-	DNP	1--2/0	2--4/0	1--2/0	DNP

RECEIVING GAME-BY-GAME

RECEIVING	No-Yds/TD	CAMPBE	GSU	HAM	DELAWA	UMASS	URI	TOWSON	VU
Nick Mayers WR	34-446/5	DNP	1-20/0	-	6-65/0	6-78/2	8-66/1	7-166/1	6-51/1
Antonio Vaughan WR	32-367/3	6-97/1	4-27/0	5-49/0	2-9/1	2-18/0	5-46/0	3-46/0	5-75/1
Reid Evans WR	28-320/2	3-27/0	2-13/1	6-57/0	8-80/0	2-60/1	6-60/0	1-23/0	-
Prentice Gill WR	20-241/2	3-38/0	2-21/0	1-7/0	3-19/0	4-88/0	2-11/0	4-50/2	1-7/0
Larry Pinkard WR	18-219/4	3-16/0	2-34/0	2-27/0	1-9/0	3-64/2	2-11/2	4-54/0	1-4/0
Angus Harper RB	19-129/0	7-58/0	1-5/0	3-22/0	1-9/0	-	1-6/0	2-7/0	4-22/0
Kai Blanco TE	6-62/1	4-52/1	1-6/0	1-4/0	-	-	-	-	-
Colby Goodwyn RB	7-55/0	DNP	-	2-6/0	2-16/0	3-33/0	DNP	DNP	DNP
Blair Roberts WR	3-55/0	3-55/0	-	-	-	-	-	-	DNP
Jakwail Bailey WR	7-54/0	1-10/0	-	-	-	-	1-0/0	1-14/0	4-30/0
Chris Lovitt WR	2-15/0	-	-	-	-	-	-	-	2-15/0
Marquel Thomas WR	1-11/0	1-11/0	-	-	-	-	DNP	DNP	DNP
Tyree Lee RB	2-2/0	DNP	DNP	DNP	DNP	1--3/0	1-5/0	-	DNP
Dorian Jackson WR	2-1/0	1-1/0	-	DNP	DNP	1-0/0	DNP	DNP	-

ALL-PURPOSE YARDS GAME-BY-GAME

ALL-PURPOSE YARDS	Total	CAMPBE	GSU	HAM	DELAWA	UMASS	URI	TOWSON	VU
Colby Goodwyn	616	DNP	222	186	90	118	DNP	DNP	DNP
Antonio Vaughan	587	191	30	59	18	56	46	94	93
Angus Harper	509	86	72	133	20	3	51	75	69
Nick Mayers	499	DNP	20	-	65	79	68	188	79
Reid Evans	435	56	28	58	85	81	71	23	33
Aaron Evans	358	-	47	-	93	94	124	-	-
Prentice Gill	241	38	21	7	19	88	11	50	7
Larry Pinkard	224	16	34	32	9	64	11	54	4
Lorenzo Smith	170	74	20	DNP	DNP	DNP	-	DNP	76
Thomas DeMarco	133	13	11	29	47	33	-	-	-
Taylor Heinicke	107	DNP	DNP	DNP	DNP	24	13	41	29
Tyree Lee	99	DNP	DNP	DNP	DNP	35	41	23	DNP
Blair Roberts	91	55	36	-	-	-	-	-	DNP
Jakwail Bailey	64	10	-	-	-	10	-	14	30
Kai Blanco	58	52	2	4	-	-	-	-	-
Devon Simmons	33	-	33	-	-	-	-	-	-
Jonathan Plisco	33	-	-	-	15	-	-	-	18
James Faircloth	33	-	-	33	-	-	-	-	-
Eriq Lewis	20	-	-	-	-	-	20	-	-
Carvin Powell	18	-	14	-	-	-	-	4	-
Chris Lovitt	15	-	-	-	-	-	-	-	15
Paul Morant	12	12	-	-	-	-	-	-	-
Craig Wilkins	12	-	-	-	-	-	12	-	-
Marquel Thomas	11	11	-	-	-	-	DNP	DNP	DNP
Alex Johnson	8	-	DNP	-	DNP	DNP	8	DNP	-
Xavier Duckett	5	-	-	DNP	-	-	-	5	-
M. Castleberry	4	-	-	-	-	-	-	4	-
Rashad Manley	3	DNP	DNP	DNP	DNP	DNP	DNP	DNP	3
Dorian Jackson	1	1	-	DNP	DNP	-	DNP	DNP	-
TEAM	-12	-4	-	-	-	-2	-4	-2	-

TACKLES GAME-BY-GAME

Total Tackles	UA-A	Total	CAMPBE	GSU	HAM	DELAWA	UMASS	URI	TOWSON	VU
Craig Wilkins LB	41-31	72	2-4	6-3	12-5	7-2	2-7	4-3	6-7	2-0
Ronnie Cameron DT	21-26	47	3-6	5-3	2-3	0-3	2-3	3-0	4-7	2-1
J.J. Williams LB	20-26	46	0-4	2-2	1-2	5-5	2-6	3-5	4-2	3-0
Carvin Powell SAF	32-9	41	3-2	3-0	1-2	7-1	5-1	8-0	5-2	0-1
Alex Arain LB	22-16	38	2-2	1-1	2-2	4-2	8-4	2-2	0-3	3-0
Devon Simmons SAF	20-14	34	2-5	0-1	1-0	2-3	5-4	3-1	4-0	3-0
John Darr LB	16-16	32	2-1	3-4	2-0	-	1-3	3-0	2-7	3-1
Eriq Lewis CB	23-9	32	3-1	2-0	6-1	6-1	2-3	3-0	1-3	-
Chad King DE	17-14	31	3-3	2-4	4-4	1-1	2-2	5-0	-	DNP
Chris Burnette DT	11-19	30	2-3	-	0-3	3-3	0-4	3-1	0-5	3-0
Keenan Terry CB	14-11	25	2-1	0-1	5-0	-	1-2	3-1	2-6	1-0
Paul Morant SAF	16-8	24	4-1	3-1	1-1	0-2	2-0	3-2	1-1	2-0
Michael Colbert LB	11-12	23	DNP	1-1	0-2	4-3	2-0	2-0	1-4	1-2
Edmon McClam DT	8-15	23	0-3	1-0	4-2	0-3	0-2	2-0	0-5	1-0
Aaron Evans CB	12-8	20	-	1-2	2-1	2-0	0-4	1-1	2-0	4-0
Markell Wilkins CB	13-7	20	1-1	2-0	0-1	2-2	3-2	1-0	1-1	3-0
Fred Credle SAF	5-8	13	0-4	-	1-0	-	0-1	1-2	1-1	2-0
B.J. McLaughlin DE	6-3	9	0-2	1-0	DNP	DNP	DNP	DNP	2-1	3-0
Erik Saylor DT	4-5	9	-	1-0	0-1	0-2	2-1	-	0-1	1-0
Alex Johnson DE	3-5	8	0-5	DNP	-	DNP	DNP	-	DNP	3-0
Nick Mayers	3-5	8	DNP	-	1-0	1-2	0-2	1-1	-	-
Xavier Duckett LB	3-5	8	1-0	2-1	DNP	-	0-2	-	0-1	0-1
D. Guinn-Bailey DT	5-3	8	2-1	-	-	0-1	2-1	DNP	-	1-0
T.J. Cowart CB	4-4	8	0-2	4-2	DNP	DNP	DNP	DNP	DNP	DNP
Preston Smith DE	2-5	7	0-1	DNP	0-1	DNP	0-1	-	1-1	1-1
Patrick Young LB	1-5	6	0-1	1-1	-	0-3	DNP	DNP	DNP	DNP
James Faircloth LB	3-2	5	-	1-0	-	-	0-1	-	0-1	2-0
Nate Barnes DT	1-4	5	0-2	0-1	DNP	0-1	-	-	-	1-0
Neal Hale SAF	2-2	4	-	2-0	0-1	0-1	-	-	-	-
Blair Roberts	1-2	3	-	-	-	-	1-2	-	-	DNP
Robbie Duncan	1-2	3	-	0-1	-	0-1	1-0	-	-	-
Larry Pinkard	1-1	2	-	1-0	-	-	-	-	-	0-1
Rick Lovato	2-0	2	-	1-0	-	1-0	DNP	-	-	-
Tommy Reamon	0-1	1	-	0-1	DNP	DNP	DNP	DNP	DNP	DNP
Prentice Gill	0-1	1	-	-	0-1	-	-	-	-	-
Jakwail Bailey	1-0	1	1-0	-	-	-	-	-	-	-
Reggie Owens CB	1-0	1	DNP	DNP	DNP	DNP	DNP	DNP	DNP	1-0
Nate Ong	0-1	1	-	DNP	DNP	DNP	-	DNP	0-1	-
Reid Evans	0-1	1	-	-	0-1	-	-	-	-	-
Jack Lowney	1-0	1	-	-	-	1-0	-	-	-	-
Lorenzo Smith	1-0	1	1-0	-	DNP	DNP	DNP	-	DNP	-
Jarod Brown	0-1	1	0-1	-	-	-	-	-	-	-

TACKLES FOR LOSS GAME-BY-GAME

TACKLES FOR LOSS	UA-A	Total	CAMPBE	GSU	HAM	DELAWA	UMASS	URI	TOWSON	VU
Ronnie Cameron DT	7-10	12.0	2.0-10	2.0-18	1.0-1	1.0-2	2.5-10	-	3.5-18	-
Craig Wilkins LB	9-2	10.0	-	1.0-2	1.0-4	-	1.0-1	3.5-13	1.5-7	2.0-8
Chad King DE	4-3	5.5	1.5-11	0.5-2	1.0-3	0.5-3	1.0-7	1.0-7	-	DNP
Edmon McClam DT	2-4	4.0	-	-	2.0-12	0.5-1	0.5-1	-	1.0-4	-
Erik Saylor DT	3-1	3.5	-	1.0-2	-	0.5-1	2.0-13	-	-	-
Alex Arain LB	3-1	3.5	1.0-4	-	-	-	1.0-7	0.5-3	-	1.0-3
John Darr LB	2-3	3.5	0.5-0	0.5-4	1.0-3	-	1.0-10	-	0.5-0	-
Eriq Lewis CB	2-2	3.0	-	-	2.0-4	0.5-2	-	-	0.5-1	-
Chris Burnette DT	2-2	3.0	-	-	-	-	-	1.0-2	1.0-2	1.0-7
D. Guinn-Bailey DT	2-1	2.5	2.0-9	-	-	0.5-1	-	DNP	-	-
J.J. Williams LB	2-1	2.5	-	-	-	0.5-1	-	-	2.0-17	-
B.J. McLaughlin DE	2-1	2.5	0.5-4	-	DNP	DNP	DNP	DNP	1.0-2	1.0-6
Aaron Evans CB	2-0	2.0	-	-	-	-	-	-	1.0-2	1.0-2
Fred Credle SAF	1-2	2.0	1.0-7	-	-	-	-	1.0-5	-	-
Patrick Young LB	1-1	1.5	0.5-4	1.0-1	-	-	DNP	DNP	DNP	DNP
Nate Barnes DT	1-1	1.5	0.5-1	-	DNP	-	-	-	-	1.0-5
Devon Simmons SAF	1-0	1.0	-	-	-	-	-	-	-	1.0-12
Paul Morant SAF	1-0	1.0	-	-	-	-	-	1.0-1	-	-
Alex Johnson DE	0-1	0.5	0.5-1	DNP	-	DNP	DNP	-	DNP	-

SACKS GAME-BY-GAME

SACKS	UA-A	Total	CAMPBE	GSU	HAM	DELAWA	UMASS	URI	TOWSON	VU
Ronnie Cameron DT	4-4	6.0	0.5-4	2.0-18	-	-	1.0-6	-	2.5-16	-
Chad King DE	4-1	4.5	1.0-7	0.5-2	1.0-3	-	1.0-7	1.0-7	-	DNP
Craig Wilkins LB	2-1	2.5	-	-	-	-	-	0.5-3	1.0-6	1.0-4
Alex Arain LB	2-1	2.5	-	-	-	-	1.0-7	0.5-3	-	1.0-3
Edmon McClam DT	2-1	2.5	-	-	2.0-12	-	-	-	0.5-2	-
J.J. Williams LB	2-0	2.0	-	-	-	-	-	-	2.0-17	-
Erik Saylor DT	2-0	2.0	-	1.0-2	-	-	1.0-9	-	-	-
John Darr LB	1-1	1.5	-	0.5-4	-	-	1.0-10	-	-	-
B.J. McLaughlin DE	1-1	1.5	0.5-4	-	DNP	DNP	DNP	DNP	-	1.0-6
Chris Burnette DT	1-0	1.0	-	-	-	-	-	-	-	1.0-7
Devon Simmons SAF	1-0	1.0	-	-	-	-	-	-	-	1.0-12
D. Guinn-Bailey DT	1-0	1.0	1.0-5	-	-	-	-	DNP	-	-
Nate Barnes DT	0-1	0.5	0.5-1	-	DNP	-	-	-	-	-
Fred Credle SAF	0-1	0.5	0.5-4	-	-	-	-	-	-	-
Alex Johnson DE	0-1	0.5	0.5-1	DNP	-	DNP	DNP	-	DNP	-
Patrick Young LB	0-1	0.5	0.5-4	-	-	-	DNP	DNP	DNP	DNP

FUMBLES GAME-BY-GAME

FUMBLES	No-Lost	CAMPBE	GSU	HAM	DELAWA	UMASS	URI	TOWSON	VU
Colby Goodwyn RB	2-2	DNP	1-1	-	1-1	-	DNP	DNP	DNP
Thomas DeMarco QB	2-0	1-0	-	-	1-0	-	-	-	-
Nick Mayers WR	1-0	DNP	-	-	-	-	-	1-0	-
Lorenzo Smith RB	1-1	1-1	-	DNP	DNP	DNP	-	DNP	-
Paul Morant	1-0	1-0	-	-	-	-	-	-	-
Aaron Evans	1-0	-	-	-	1-0	-	-	-	-
TEAM	1-1	-	-	-	DNP	-	-	1-1	DNP
Angus Harper RB	1-1	-	-	1-1	-	-	-	-	-
Antonio Vaughan WR	1-1	-	1-1	-	-	-	-	-	-
Kai Blanco TE	1-0	-	1-0	-	-	-	-	-	-

FUMBLES FORCED	Number	CAMPBE	GSU	HAM	DELAWA	UMASS	URI	TOWSON	VU
John Darr	2	-	-	1	-	1	-	-	-
Eriq Lewis	2	-	-	1	1	-	-	-	-
Edmon McClam	2	-	-	2	-	-	-	-	-
Rick Lovato LS	1	-	-	-	1	DNP	-	-	-
Carvin Powell	1	-	-	-	-	1	-	-	-
B.J. McLaughlin	1	-	-	DNP	DNP	DNP	DNP	-	1
Craig Wilkins	1	-	-	-	-	-	-	1	-
Devon Simmons	1	-	-	-	-	-	-	-	1
Keenan Terry	1	1	-	-	-	-	-	-	-
Alex Arain	1	-	-	-	-	1	-	-	-
Nate Barnes	1	-	-	DNP	-	-	-	-	1
Ronnie Cameron	1	-	-	-	-	1	-	-	-

FUMBLES RECOVERED	Number	CAMPBE	GSU	HAM	DELAWA	UMASS	URI	TOWSON	VU
John Darr	2	1	-	-	-	1	-	-	-
Devon Simmons	1	-	-	-	-	-	-	-	1
Ronnie Cameron	1	-	-	1	-	-	-	-	-
Craig Wilkins	1	-	-	-	-	-	-	-	1
Paul Morant	1	-	-	1	-	-	-	-	-
Carvin Powell	1	-	-	-	1	-	-	-	-
Keenan Terry	1	-	-	-	-	-	-	-	1
Chris Lovitt WR	1	-	-	-	1	-	-	-	-

RETURNS GAME-BY-GAME

PUNT RETURNS	No-Yds	CAMPBE	GSU	HAM	DELAWA	UMASS	URI	TOWSON	VU
Reid Evans	14-115	5-29	2-15	1-1	1-5	1-21	1-11	-	3-33
James Faircloth	1-33	-	-	1-33	-	-	-	-	-
Antonio Vaughan	3-19	1-16	2-3	-	-	-	-	-	-
Jakwail Bailey	1-10	-	-	-	-	1-10	-	-	-
Alex Arain	1-0	-	1-0	-	-	-	-	-	-

KICK RETURNS	No-Yds	CAMPBE	GSU	HAM	DELAWA	UMASS	URI	TOWSON	VU
Aaron Evans	14-358	-	2-47	-	4-93	4-94	4-124	-	-
Colby Goodwyn	10-205	DNP	1-38	5-101	2-26	2-40	DNP	DNP	DNP
Antonio Vaughan	7-124	3-48	-	1-10	-	-	-	2-48	1-18
Nick Mayers	3-54	DNP	-	-	-	-	-	1-30	2-24
Alex Johnson	1-8	-	DNP	-	DNP	DNP	1-8	DNP	-
Xavier Duckett	1-5	-	-	DNP	-	-	-	1-5	-
Thomas DeMarco	1-4	-	-	-	1-4	-	-	-	-
M. Castleberry	1-4	-	-	-	-	-	-	1-4	-
TEAM	1-0	-	-	-	DNP	-	-	1-0	DNP
Kai Blanco	1--4	-	1--4	-	-	-	-	-	-

INT. RETURNS	No-Yds	CAMPBE	GSU	HAM	DELAWA	UMASS	URI	TOWSON	VU
Craig Wilkins	2-12	-	-	-	-	-	1-12	-	1-0
Carvin Powell	2-18	-	1-14	-	-	-	-	1-4	-
Eriq Lewis	2-20	-	1-0	-	-	-	1-20	-	-
Devon Simmons	2-33	-	1-33	-	-	1-0	-	-	-
Paul Morant	1-12	1-12	-	-	-	-	-	-	-
Markell Wilkins	1-0	-	-	-	-	1-0	-	-	-

FUMBLE RETURNS	No-Yds	CAMPBE	GSU	HAM	DELAWA	UMASS	URI	TOWSON	VU
Chris Lovitt	1-18	-	-	-	1-18	-	-	-	-
Devon Simmons	1-0	-	-	-	-	-	-	-	1-0

Old Dominion Game Superlatives (as of Oct 25, 2011) All games

INDIVIDUAL GAME HIGHS

Rushes	24	Colby Goodwyn at Georgia State (Sep 10, 2011)
Yards Rushing	184	Colby Goodwyn at Georgia State (Sep 10, 2011)
TD Rushes	2	Thomas DeMarco at Georgia State (Sep 10, 2011)
	2	Angus Harper vs Hampton (Sep 17, 2011)
	2	Thomas DeMarco vs Hampton (Sep 17, 2011)
Long Rush	64	Angus Harper vs TOWSON (Oct 15, 2011)
Pass attempts	46	Thomas DeMarco at Delaware (Sep 24, 2011)
Pass completions	29	Thomas DeMarco vs CAMPBELL (Sep 03, 2011)
Yards Passing	360	Taylor Heinicke vs TOWSON (Oct 15, 2011)
TD Passes	3	Thomas DeMarco vs #20 UMASS (Oct 01, 2011)
	3	Taylor Heinicke at Rhode Island (Oct 08, 2011)
	3	Taylor Heinicke vs TOWSON (Oct 15, 2011)
Long Pass	93	Taylor Heinicke vs TOWSON (Oct 15, 2011)
Receptions	8	Reid Evans at Delaware (Sep 24, 2011)
	8	Nick Mayers at Rhode Island (Oct 08, 2011)
Yards Receiving	166	Nick Mayers vs TOWSON (Oct 15, 2011)
TD Receptions	2	Nick Mayers vs #20 UMASS (Oct 01, 2011)
	2	Larry Pinkard vs #20 UMASS (Oct 01, 2011)
	2	Larry Pinkard at Rhode Island (Oct 08, 2011)
	2	Prentice Gill vs TOWSON (Oct 15, 2011)
Long Reception	93	Nick Mayers vs TOWSON (Oct 15, 2011)
Field Goals	2	Jarod Brown vs CAMPBELL (Sep 03, 2011)
	2	Jarod Brown at Georgia State (Sep 10, 2011)
Long Field Goal	51	Jarod Brown at Georgia State (Sep 10, 2011)
Punts	9	Jonathan Plisco at Georgia State (Sep 10, 2011)
Punting Avg	54.0	Thomas DeMarco vs CAMPBELL (Sep 03, 2011)
Long Punt	62	Jonathan Plisco at Rhode Island (Oct 08, 2011)
	62	Jonathan Plisco vs TOWSON (Oct 15, 2011)
Punts inside 20	3	Jonathan Plisco at Rhode Island (Oct 08, 2011)
	3	Jonathan Plisco at Villanova (Oct 22, 2011)
Long Punt Return	36	Blair Roberts at Georgia State (Sep 10, 2011)
Long Kickoff Return	38	Colby Goodwyn at Georgia State (Sep 10, 2011)
	38	Aaron Evans at Rhode Island (Oct 08, 2011)
Tackles	17	Craig Wilkins vs Hampton (Sep 17, 2011)
Sacks	2.5	Ronnie Cameron vs TOWSON (Oct 15, 2011)
Tackles For Loss	3.5	Craig Wilkins at Rhode Island (Oct 08, 2011)
	3.5	Ronnie Cameron vs TOWSON (Oct 15, 2011)
Interceptions	1	Paul Morant vs CAMPBELL (Sep 03, 2011)
	1	Devon Simmons at Georgia State (Sep 10, 2011)
	1	Eriq Lewis at Georgia State (Sep 10, 2011)
	1	Carvin Powell at Georgia State (Sep 10, 2011)
	1	Devon Simmons vs #20 UMASS (Oct 01, 2011)
	1	Markell Wilkins vs #20 UMASS (Oct 01, 2011)
	1	Craig Wilkins at Rhode Island (Oct 08, 2011)
	1	Eriq Lewis at Rhode Island (Oct 08, 2011)
	1	Carvin Powell vs TOWSON (Oct 15, 2011)
	1	Craig Wilkins at Villanova (Oct 22, 2011)

Old Dominion Game Superlatives (as of Oct 25, 2011)
All games

TEAM GAME HIGHS

Rushes	54	at Georgia State (Sep 10, 2011)
Yards Rushing	282	at Georgia State (Sep 10, 2011)
Yards Per Rush	5.2	at Georgia State (Sep 10, 2011)
TD Rushes	5	vs Hampton (Sep 17, 2011)
Pass attempts	46	at Delaware (Sep 24, 2011)
Pass completions	32	vs CAMPBELL (Sep 03, 2011)
Yards Passing	365	vs CAMPBELL (Sep 03, 2011)
Yards Per Pass	9.7	vs TOWSON (Oct 15, 2011)
TD Passes	5	vs #20 UMASS (Oct 01, 2011)
Total Plays	79	vs CAMPBELL (Sep 03, 2011)
Total Offense	518	vs #20 UMASS (Oct 01, 2011)
Yards Per Play	7.7	vs TOWSON (Oct 15, 2011)
Points	48	vs #20 UMASS (Oct 01, 2011)
Sacks By	6	vs TOWSON (Oct 15, 2011)
First Downs	26	vs Hampton (Sep 17, 2011)
Penalties	8	vs CAMPBELL (Sep 03, 2011)
	8	at Delaware (Sep 24, 2011)
Penalty Yards	93	vs Hampton (Sep 17, 2011)
Turnovers	3	vs CAMPBELL (Sep 03, 2011)
Interceptions By	3	at Georgia State (Sep 10, 2011)
Punts	9	at Georgia State (Sep 10, 2011)
Punting Avg	48.7	at Rhode Island (Oct 08, 2011)
Long Punt	62	at Rhode Island (Oct 08, 2011)
	62	vs TOWSON (Oct 15, 2011)
Punts inside 20	4	at Villanova (Oct 22, 2011)
Long Punt Return	36	at Georgia State (Sep 10, 2011)

**Old Dominion Game Superlatives (as of Oct 25, 2011)
All games**

OPPONENT INDIVIDUAL GAME HIGHS

Rushes	25	J. Hernandez, vs #20 UMASS (Oct 01, 2011)
Yards Rushing	148	Terrance West, vs TOWSON (Oct 15, 2011)
TD Rushes	2	Terrance West, vs TOWSON (Oct 15, 2011)
Long Rush	54	Terrance West, vs TOWSON (Oct 15, 2011)
Pass attempts	40	SMITH, Braden, vs CAMPBELL (Sep 03, 2011)
	40	K. Pagel, vs #20 UMASS (Oct 01, 2011)
Pass completions	26	Donnelly, at Delaware (Sep 24, 2011)
Yards Passing	314	Grant Enders, vs TOWSON (Oct 15, 2011)
TD Passes	3	K. Pagel, vs #20 UMASS (Oct 01, 2011)
Long Pass	63	Grant Enders, vs TOWSON (Oct 15, 2011)
Receptions	10	E. Igwenagu, vs #20 UMASS (Oct 01, 2011)
Yards Receiving	117	White, at Delaware (Sep 24, 2011)
TD Receptions	1	DODSON, Preston, vs CAMPBELL (Sep 03, 2011)
	1	CRAMER, Jordan, vs CAMPBELL (Sep 03, 2011)
	1	HICKS,Reginald, vs Hampton (Sep 17, 2011)
	1	Jones, at Delaware (Sep 24, 2011)
	1	White, at Delaware (Sep 24, 2011)
	1	J. Talley, vs #20 UMASS (Oct 01, 2011)
	1	J. Julmiste, vs #20 UMASS (Oct 01, 2011)
	1	M. Michel, vs #20 UMASS (Oct 01, 2011)
	1	E. Igwenagu, vs #20 UMASS (Oct 01, 2011)
	1	Frazier, at Rhode Island (Oct 08, 2011)
	1	Migliarese, at Rhode Island (Oct 08, 2011)
	1	Tom Ryan, vs TOWSON (Oct 15, 2011)
	1	Tyler Wharton, vs TOWSON (Oct 15, 2011)
	1	PRICE, Joe, at Villanova (Oct 22, 2011)
Long Reception	63	Tom Ryan, vs TOWSON (Oct 15, 2011)
Field Goals	4	Baner, at Delaware (Sep 24, 2011)
Long Field Goal	47	D.J. Soven, vs TOWSON (Oct 15, 2011)
Punts	10	Hubbard, Matt, at Georgia State (Sep 10, 2011)
Punting Avg	43.6	Zaragoza, at Delaware (Sep 24, 2011)
Long Punt	60	Zaragoza, at Delaware (Sep 24, 2011)
Punts inside 20	7	Hubbard, Matt, at Georgia State (Sep 10, 2011)
Long Punt Return	45	J. Talley, vs #20 UMASS (Oct 01, 2011)
Long Kickoff Return	60	Hawkins, at Delaware (Sep 24, 2011)
Tackles	17	TYLER,Delbert, vs Hampton (Sep 17, 2011)
Sacks	2.0	ROBINSON, J., vs CAMPBELL (Sep 03, 2011)
	2.0	PEDEN,Terry, vs Hampton (Sep 17, 2011)
Tackles For Loss	2.5	ROBINSON, J., vs CAMPBELL (Sep 03, 2011)
	2.5	TYLER,Delbert, vs Hampton (Sep 17, 2011)
	2.5	McGinnis, at Rhode Island (Oct 08, 2011)
Interceptions	1	BARNES, Terrell, vs CAMPBELL (Sep 03, 2011)
	1	BURRIS, Colten, vs CAMPBELL (Sep 03, 2011)
	1	BLAKE,Justin, vs Hampton (Sep 17, 2011)
	1	Burley, at Delaware (Sep 24, 2011)
	1	D. Adeoba, vs #20 UMASS (Oct 01, 2011)
	1	C. Birt, vs #20 UMASS (Oct 01, 2011)
	1	Kenton Powell, vs TOWSON (Oct 15, 2011)

Old Dominion Game Superlatives (as of Oct 25, 2011)
All games

OPPONENT TEAM GAME HIGHS

Rushes	47	vs TOWSON (Oct 15, 2011)
Yards Rushing	221	vs TOWSON (Oct 15, 2011)
Yards Per Rush	4.7	vs TOWSON (Oct 15, 2011)
TD Rushes	3	vs Hampton (Sep 17, 2011)
	3	vs TOWSON (Oct 15, 2011)
Pass attempts	50	vs #20 UMASS (Oct 01, 2011)
Pass completions	32	vs #20 UMASS (Oct 01, 2011)
Yards Passing	344	vs #20 UMASS (Oct 01, 2011)
Yards Per Pass	8.5	vs TOWSON (Oct 15, 2011)
TD Passes	4	vs #20 UMASS (Oct 01, 2011)
Total Plays	88	vs #20 UMASS (Oct 01, 2011)
Total Offense	535	vs TOWSON (Oct 15, 2011)
Yards Per Play	6.4	vs TOWSON (Oct 15, 2011)
Points	42	vs Hampton (Sep 17, 2011)
Sacks By	2	vs CAMPBELL (Sep 03, 2011)
	2	vs Hampton (Sep 17, 2011)
	2	vs #20 UMASS (Oct 01, 2011)
	2	at Rhode Island (Oct 08, 2011)
	2	vs TOWSON (Oct 15, 2011)
	2	at Villanova (Oct 22, 2011)
First Downs	26	vs #20 UMASS (Oct 01, 2011)
	26	vs TOWSON (Oct 15, 2011)
Penalties	11	vs #20 UMASS (Oct 01, 2011)
Penalty Yards	110	vs #20 UMASS (Oct 01, 2011)
Turnovers	4	vs #20 UMASS (Oct 01, 2011)
	4	at Villanova (Oct 22, 2011)
Interceptions By	2	vs CAMPBELL (Sep 03, 2011)
	2	vs #20 UMASS (Oct 01, 2011)
Punts	10	at Georgia State (Sep 10, 2011)
Punting Avg	43.6	at Delaware (Sep 24, 2011)
Long Punt	60	at Delaware (Sep 24, 2011)
Punts inside 20	7	at Georgia State (Sep 10, 2011)
Long Punt Return	45	vs #20 UMASS (Oct 01, 2011)

Old Dominion Overall Team Statistics (as of Oct 22, 2011)
All games

Team Statistics	ODU	OPP
SCORING	294	209
Points Per Game	36.8	26.1
FIRST DOWNS	162	163
Rushing	61	58
Passing	90	91
Penalty	11	14
RUSHING YARDAGE	1339	900
Yards gained rushing	1506	1255
Yards lost rushing	167	355
Rushing Attempts	319	312
Average Per Rush	4.2	2.9
Average Per Game	167.4	112.5
TDs Rushing	18	11
PASSING YARDAGE	1977	1918
Comp-Att-Int	181-275-7	181-309-10
Average Per Pass	7.2	6.2
Average Per Catch	10.9	10.6
Average Per Game	247.1	239.8
TDs Passing	17	14
TOTAL OFFENSE	3316	2818
Total Plays	594	621
Average Per Play	5.6	4.5
Average Per Game	414.5	352.2
KICK RETURNS: #-Yards	40-758	51-1140
PUNT RETURNS: #-Yards	20-218	19-245
INT RETURNS: #-Yards	10-95	7-45
KICK RETURN AVERAGE	19.0	22.4
PUNT RETURN AVERAGE	10.9	12.9
INT RETURN AVERAGE	9.5	6.4
FUMBLES-LOST	12-6	22-10
PENALTIES-Yards	53-496	45-391
Average Per Game	62.0	48.9
PUNTS-Yards	49-2211	47-1878
Average Per Punt	45.1	40.0
Net punt average	37.7	34.9
TIME OF POSSESSION/Game	28:16	31:38
3RD-DOWN Conversions	47/127	51/136
3rd-Down Pct	37%	38%
4TH-DOWN Conversions	11/18	10/21
4th-Down Pct	61%	48%
SACKS BY-Yards	30-196	14-91
MISC YARDS	30	0
TOUCHDOWNS SCORED	38	26
FIELD GOALS-ATTEMPTS	9-11	9-11
ON-SIDE KICKS	2-2	1-1
RED-ZONE SCORES	(28-32) 88%	(25-31) 81%
RED-ZONE TOUCHDOWNS	(24-32) 75%	(20-31) 65%
PAT-ATTEMPTS	(35-36) 97%	(20-22) 91%
ATTENDANCE	79272	39987
Games/Avg Per Game	4/19818	4/9997
Neutral Site Games		0/0

Score by Quarters	1st	2nd	3rd	4th	oT	Total
Old Dominion	72	97	66	59	0	294
Opponents	48	60	50	51	0	209

Old Dominion Overall Individual Statistics (as of Oct 22, 2011) All games

Rushing	gp	att	gain	loss	net	avg	td	lg	avg/g
Angus Harper	8	85	409	29	380	4.5	5	64	47.5
Colby Goodwyn	4	71	368	12	356	5.0	2	53	89.0
Lorenzo Smith	4	29	170	0	170	5.9	1	53	42.5
Thomas DeMarco	8	50	177	48	129	2.6	5	16	16.1
Taylor Heinicke	4	30	157	50	107	3.6	2	17	26.8
Tyree Lee	3	36	103	6	97	2.7	2	13	32.3
Antonio Vaughan	8	4	77	0	77	19.2	1	38	9.6
Jonathan Plisco	8	2	33	0	33	16.5	0	18	4.1
Rashad Manley	1	1	3	0	3	3.0	0	3	3.0
Nick Mayers	7	6	9	10	-1	-0.2	0	4	-0.1
TEAM	6	5	0	12	-12	-2.4	0	0	-2.0
Total	8	319	1506	167	1339	4.2	18	64	167.4
Opponents	8	312	1255	355	900	2.9	11	54	112.5

Passing	gp	effic	comp-att-int	pct	yds	td	lg	avg/g
Thomas DeMarco	8	125.92	99-158-5	62.7	1034	7	43	129.2
Taylor Heinicke	4	164.81	79-112-1	70.5	888	10	93	222.0
Nate Ong	4	112.40	3-5-1	60.0	55	0	32	13.8
Total	8	141.52	181-275-7	65.8	1977	17	93	247.1
Opponents	8	119.19	181-309-10	58.6	1918	14	63	239.8

Receiving	gp	no.	yds	avg	td	lg	avg/g
Nick Mayers	7	34	446	13.1	5	93	63.7
Antonio Vaughan	8	32	367	11.5	3	43	45.9
Reid Evans	8	28	320	11.4	2	56	40.0
Prentice Gill	8	20	241	12.1	2	40	30.1
Angus Harper	8	19	129	6.8	0	21	16.1
Larry Pinkard	8	18	219	12.2	4	38	27.4
Colby Goodwyn	4	7	55	7.9	0	14	13.8
Jakwail Bailey	8	7	54	7.7	0	14	6.8
Kai Blanco	8	6	62	10.3	1	26	7.8
Blair Roberts	7	3	55	18.3	0	32	7.9
Chris Lovitt	8	2	15	7.5	0	12	1.9
Tyree Lee	3	2	2	1.0	0	5	0.7
Dorian Jackson	4	2	1	0.5	0	1	0.2
Marquel Thomas	5	1	11	11.0	0	11	2.2
Total	8	181	1977	10.9	17	93	247.1
Opponents	8	181	1918	10.6	14	63	239.8

Punt Returns	no.	yds	avg	td	lg
Reid Evans	14	115	8.2	0	28
Antonio Vaughan	3	19	6.3	0	16
Alex Arain	1	0	0.0	0	0
James Faircloth	1	33	33.0	0	0
Jakwail Bailey	1	10	10.0	0	0
Blair Roberts	0	36	0.0	1	36
Larry Pinkard	0	5	0.0	1	5
Total	20	218	10.9	2	36
Opponents	19	245	12.9	0	45

Interceptions	no.	yds	avg	td	lg
Eriq Lewis	2	20	10.0	0	20
Craig Wilkins	2	12	6.0	0	12
Devon Simmons	2	33	16.5	0	33
Carvin Powell	2	18	9.0	0	14
Paul Morant	1	12	12.0	0	12
Markell Wilkins	1	0	0.0	0	0
Total	10	95	9.5	0	33
Opponents	7	45	6.4	0	19

Kick Returns	no.	yds	avg	td	lg
Aaron Evans	14	358	25.6	0	38
Colby Goodwyn	10	205	20.5	0	38
Antonio Vaughan	7	124	17.7	0	30
Nick Mayers	3	54	18.0	0	30
M. Castleberry	1	4	4.0	0	4
Alex Johnson	1	8	8.0	0	8
Xavier Duckett	1	5	5.0	0	5
TEAM	1	0	0.0	0	0
Thomas DeMarco	1	4	4.0	0	4
Kai Blanco	1	-4	-4.0	0	0
Total	40	758	19.0	0	38
Opponents	51	1140	22.4	0	60

Fumble Returns	no.	yds	avg	td	lg
Devon Simmons	1	0	0.0	0	0
Chris Lovitt	1	18	18.0	1	18
Total	2	18	9.0	1	18
Opponents	2	135	67.5	1	93

Old Dominion Overall Individual Statistics (as of Oct 22, 2011) All games

Scoring	td	fg	PAT			dpx	saf	pts
			kick	rush	rcv pass			
Jarod Brown	-	9-11	35-36	1-1	-	-	-	64
Nick Meyers	5	-	-	-	-	-	-	30
Angus Harper	5	-	-	-	-	-	-	30
Thomas DeMarco	5	-	-	-	-	-	-	30
Larry Pinkard	5	-	-	-	-	-	-	30
Antonio Vaughan	4	-	-	-	-	-	-	24
Prentice Gill	2	-	-	-	-	-	-	12
Taylor Heinicke	2	-	-	-	-	-	-	12
Colby Goodwyn	2	-	-	-	-	-	-	12
Reid Evans	2	-	-	-	-	-	-	12
Tyree Lee	2	-	-	-	-	-	-	12
Blair Roberts	1	-	-	-	-	-	-	6
Kai Blanco	1	-	-	0-1	-	-	-	6
Lorenzo Smith	1	-	-	-	-	-	-	6
Chris Lovitt	1	-	-	-	-	-	-	6
Jakwail Bailey	-	-	-	-	-	-	1	2
Total	38	9-11	35-36	1-2	-	-	1	294
Opponents	26	9-11	20-22	-	3	3-4	-	209

Total Offense	g	plays	rush	pass	total	avg/g
Thomas DeMarco	8	208	129	1034	1163	145.4
Taylor Heinicke	4	142	107	888	995	248.8
Angus Harper	8	85	380	0	380	47.5
Colby Goodwyn	4	71	356	0	356	89.0
Lorenzo Smith	4	29	170	0	170	42.5
Tyree Lee	3	36	97	0	97	32.3
Antonio Vaughan	8	4	77	0	77	9.6
Nate Ong	4	5	0	55	55	13.8
Jonathan Plisco	8	2	33	0	33	4.1
Rashad Manley	1	1	3	0	3	3.0
Nick Meyers	7	6	-1	0	-1	-0.1
TEAM	6	5	-12	0	-12	-2.0
Total	8	594	1339	1977	3316	414.5
Opponents	8	621	900	1918	2818	352.2

Field Goals	fg	pct.	01-19	20-29	30-39	40-49	50-99	lg	blk
Jarod Brown	9-11	81.8	0-0	2-2	2-2	4-5	1-2	51	0

FG Sequence	Old Dominion	Opponents
CAMPBELL	(32),(45)	-
Georgia State	(51),(45)	(26)
Hampton	(42)	(32),(37)
Delaware	(20)	48,(40),(39),25,(20),(43)
#20 UMASS	(43),51	-
Rhode Island	43,(22)	(38)
TOWSON	-	(47)
Villanova	(32)	-

Punting	no.	yds	avg	lg	tb	fc	i20	50+	blk
Jonathan Plisco	43	1983	46.1	62	5	6	11	17	0
Thomas DeMarco	4	156	39.0	54	1	0	3	1	0
Taylor Heinicke	2	72	36.0	38	0	0	2	0	0
Total	49	2211	45.1	62	6	6	16	18	0
Opponents	47	1878	40.0	60	1	14	15	2	4

Kickoffs	no.	yds	avg	tb	ob	retn	net	ydln
Jarod Brown	53	3151	59.5	0	1			
Total	53	3151	59.5	0	1	22.4	37.9	32
Opponents	43	2465	57.3	1	2	19.0	39.2	30

Numbers in (parentheses) indicate field goal was made.

Old Dominion Overall Individual Statistics (as of Oct 22, 2011)
All games

<u>All Purpose</u>	<u>g</u>	<u>rush</u>	<u>rcv</u>	<u>pr</u>	<u>kr</u>	<u>ir</u>	<u>total</u>	<u>avg/g</u>
Colby Goodwyn	4	356	55	0	205	0	616	154.0
Antonio Vaughn	8	77	367	19	124	0	587	73.4
Angus Harper	8	380	129	0	0	0	509	63.6
Nick Mayers	7	-1	446	0	54	0	499	71.3
Reid Evans	8	0	320	115	0	0	435	54.4
Aaron Evans	8	0	0	0	358	0	358	44.8
Prentice Gill	8	0	241	0	0	0	241	30.1
Larry Pinkard	8	0	219	5	0	0	224	28.0
Lorenzo Smith	4	170	0	0	0	0	170	42.5
Thomas DeMarc	8	129	0	0	4	0	133	16.6
Taylor Heinicke	4	107	0	0	0	0	107	26.8
Tyree Lee	3	97	2	0	0	0	99	33.0
Blair Roberts	7	0	55	36	0	0	91	13.0
Jakwail Bailey	8	0	54	10	0	0	64	8.0
Kai Blanco	8	0	62	0	-4	0	58	7.2
Devon Simmons	8	0	0	0	0	33	33	4.1
Jonathan Plisco	8	33	0	0	0	0	33	4.1
James Faircloth	8	0	0	33	0	0	33	4.1
Eriq Lewis	8	0	0	0	0	20	20	2.5
Carvin Powell	8	0	0	0	0	18	18	2.2
Chris Lovitt	8	0	15	0	0	0	15	1.9
Paul Morant	8	0	0	0	0	12	12	1.5
Craig Wilkins	8	0	0	0	0	12	12	1.5
Marquel Thomas	5	0	11	0	0	0	11	2.2
Alex Johnson	4	0	0	0	8	0	8	2.0
Xavier Duckett	7	0	0	0	5	0	5	0.7
M. Castleberry	8	0	0	0	4	0	4	0.5
Rashad Manley	1	3	0	0	0	0	3	3.0
Dorian Jackson	4	0	1	0	0	0	1	0.2
TEAM	6	-12	0	0	0	0	-12	-2.0
Total	8	1339	1977	218	758	95	4387	548.4
Opponents	8	900	1918	245	1140	45	4248	531.0

Old Dominion Overall Defensive Statistics (as of Oct 22, 2011)
All games

#	Defensive Leaders	gp	Tackles				tfl/yds	Sacks no-yds	Pass defense			Fumbles		blkd	
			ua	a	tot				int-yds	brup	qbh	rcv-yds	ff	kick	saf
12	Craig Wilkins	8	41	31	72	10.0-35	2.5-13	2-12	2	1	1-0	1	.	.	
96	Ronnie Cameron	8	21	26	47	12.0-59	6.0-44	.	.	7	1-0	1	.	.	
34	J.J. Williams	8	20	26	46	2.5-18	2.0-17	.	1	1	
27	Carvin Powell	8	32	9	41	.	.	2-18	.	.	1-0	1	.	.	
6	Alex Arain	8	22	16	38	3.5-17	2.5-13	.	3	.	.	1	1	.	
10	Devon Simmons	8	20	14	34	1.0-12	1.0-12	2-33	.	.	1-0	1	.	.	
46	John Darr	8	16	16	32	3.5-17	1.5-14	.	.	.	2-0	2	.	.	
26	Eriq Lewis	8	23	9	32	3.0-7	.	2-20	8	.	.	2	.	.	
93	Chad King	7	17	14	31	5.5-33	4.5-26	.	5	1	
90	Chris Burnette	8	11	19	30	3.0-11	1.0-7	.	1	3	.	.	1	.	
42	Keenan Terry	8	14	11	25	1-0	1	.	.	
20	Paul Morant	8	16	8	24	1.0-1	.	1-12	3	.	1-0	.	1	.	
97	Edmon McClam	8	8	15	23	4.0-18	2.5-14	.	.	3	.	2	.	.	
51	Michael Colbert	7	11	12	23	.	.	.	1	
15	Aaron Evans	8	12	8	20	2.0-4	.	.	3	
28	Markell Wilkins	8	13	7	20	.	.	1-0	.	1	
16	Fred Credle	8	5	8	13	2.0-12	0.5-4	.	1	
55	Erik Saylor	8	4	5	9	3.5-16	2.0-11	.	.	1	
40	B.J. McLaughlin	4	6	3	9	2.5-12	1.5-10	.	1	.	.	1	.	.	
7	Nick Mayers	7	3	5	8	
54	D. Guinn-Bailey	7	5	3	8	2.5-10	1.0-5	.	.	2	
98	Alex Johnson	4	3	5	8	0.5-1	0.5-1	
52	Xavier Duckett	7	3	5	8	
22	T.J. Cowart	2	4	4	8	
48	Preston Smith	6	2	5	7	
29	Patrick Young	4	1	5	6	1.5-5	0.5-4	.	1	2	
56	James Faircloth	8	3	2	5	1	.	
95	Nate Barnes	7	1	4	5	1.5-6	0.5-1	.	.	1	.	1	.	.	
30	Neal Hale	8	2	2	4	
57	Robbie Duncan	8	1	2	3	
80	Blair Roberts	7	1	2	3	
9	Larry Pinkard	8	1	1	2	
50	Rick Lovato	7	2	.	2	1	.	.	
2	Tommy Reamon	2	.	1	1	
11	Nate Ong	4	.	1	1	
24	Lorenzo Smith	4	1	.	1	
73	Jack Lowney	8	1	.	1	
4	Reid Evans	8	.	1	1	
23	Reggie Owens	1	1	.	1	
39	Jarod Brown	8	.	1	1	
81	Jakwail Bailey	8	1	.	1	1	1	
1	Prentice Gill	8	.	1	1	
44	Darryl Brown	1	1	
85	Chris Lovitt	8	1-18	.	.	.	
Total		8	348	307	655	65-294	30-196	10-95	31	23	9-18	15	5	1	
Opponents		8	318	350	668	44-167	14-91	7-45	18	11	5-135	6	.	.	

Old Dominion Combined Team Statistics (as of Oct 22, 2011) All games

Date	Opponent	Score	Att.	Record:	Overall	Home	Away	Neutral
Sep 03, 2011	CAMPBELL	W 41-14	19818	All games	6-2	3-1	3-1	0-0
Sep 10, 2011	at Georgia State	W 40-17	11701	Conference	3-2	1-1	2-1	0-0
Sep 17, 2011	HAMPTON	W 45-42	19818	Non-Conference	3-0	2-0	1-0	0-0
* Sep 24, 2011	at #7 Delaware	L 17-27	16789					
* Oct 01, 2011	#20 UMASS	W 48-33	19818					
* Oct 08, 2011	at Rhode Island	W 31-23	4026					
* Oct 15, 2011	#17 TOWSON	L 35-39	19818					
* Oct 22, 2011	at Villanova	W 37-14	7471					

Team Statistics	ODU	OPP
FIRST DOWNS	162	163
Rushing	61	58
Passing	90	91
Penalty	11	14
RUSHING YARDAGE	1339	900
Rushing Attempts	319	312
Average Per Rush	4.2	2.9
Average Per Game	167.4	112.5
TDs Rushing	18	11
PASSING YARDAGE	1977	1918
Comp-Att-Int	181-275-7	181-309-10
Average Per Pass	7.2	6.2
Average Per Catch	10.9	10.6
Average Per Game	247.1	239.8
TDs Passing	17	14
TOTAL OFFENSE	3316	2818
Average Per Play	5.6	4.5
Average Per Game	414.5	352.2
KICK RETURNS: #-Yards	40-758	51-1140
PUNT RETURNS: #-Yards	20-218	19-245
INT RETURNS: #-Yards	10-95	7-45
FUMBLES-LOST	12-6	22-10
PENALTIES-Yards	53-496	45-391
PUNTS-AVG	49-45.1	47-40.0
TIME OF POSSESSION/Game	28:16	31:38
3RD-DOWN Conversions	47/127	51/136
4TH-DOWN Conversions	11/18	10/21

Rushing	gp	att	gain	loss	net	avg	td	lg	avg/g
Angus Harper	8	85	409	29	380	4.5	5	64	47.5
Colby Goodwyn	4	71	368	12	356	5.0	2	53	89.0
Lorenzo Smith	4	29	170	0	170	5.9	1	53	42.5
Thomas DeMarco	8	50	177	48	129	2.6	5	16	16.1
Taylor Heinicke	4	30	157	50	107	3.6	2	17	26.8
Tyree Lee	3	36	103	6	97	2.7	2	13	32.3
Antonio Vaughan	8	4	77	0	77	19.2	1	38	9.6
Jonathan Plisco	8	2	33	0	33	16.5	0	18	4.1
Rashad Manley	1	1	3	0	3	3.0	0	3	3.0
Nick Mayers	7	6	9	10	-1	-0.2	0	4	-0.1
TEAM	6	5	0	12	-12	-2.4	0	0	-2.0
Total	8	319	1506	167	1339	4.2	18	64	167.4
Opponents	8	312	1255	355	900	2.9	11	54	112.5

Passing	gp	effic	comp-att-int	pct	yds	td	lg	avg/g
Thomas DeMarco	8	125.92	99-158-5	62.7	1034	7	43	129.2
Taylor Heinicke	4	164.81	79-112-1	70.5	888	10	93	222.0
Nate Ong	4	112.40	3-5-1	60.0	55	0	32	13.8
Total	8	141.52	181-275-7	65.8	1977	17	93	247.1
Opponents	8	119.19	181-309-10	58.6	1918	14	63	239.8

Receiving	gp	no.	yds	avg	td	lg	avg/g
Nick Mayers	7	34	446	13.1	5	93	63.7
Antonio Vaughan	8	32	367	11.5	3	43	45.9
Reid Evans	8	28	320	11.4	2	56	40.0
Prentice Gill	8	20	241	12.1	2	40	30.1
Angus Harper	8	19	129	6.8	0	21	16.1
Larry Pinkard	8	18	219	12.2	4	38	27.4
Colby Goodwyn	4	7	55	7.9	0	14	13.8
Jakwail Bailey	8	7	54	7.7	0	14	6.8
Kai Blanco	8	6	62	10.3	1	26	7.8
Blair Roberts	7	3	55	18.3	0	32	7.9
Chris Lovitt	8	2	15	7.5	0	12	1.9
Tyree Lee	3	2	2	1.0	0	5	0.7
Dorian Jackson	4	2	1	0.5	0	1	0.2
Marquel Thomas	5	1	11	11.0	0	11	2.2
Total	8	181	1977	10.9	17	93	247.1
Opponents	8	181	1918	10.6	14	63	239.8

Field Goals	fg	pct.	01-19	20-29	30-39	40-49	50-99	lg	blk
Jarod Brown	9-11	81.8	0-0	2-2	2-2	4-5	1-2	51	0

Scoring	td	fg	PAT				dxp	saf	pts
			kick	rush	rcv	pass			
Jarod Brown	-	9-11	35-36	1-1	-	-	-	-	64
Thomas DeMarco	5	-	-	-	-	-	-	-	30
Larry Pinkard	5	-	-	-	-	-	-	-	30
Angus Harper	5	-	-	-	-	-	-	-	30
Nick Mayers	5	-	-	-	-	-	-	-	30
Antonio Vaughan	4	-	-	-	-	-	-	-	24
Taylor Heinicke	2	-	-	-	-	-	-	-	12
Reid Evans	2	-	-	-	-	-	-	-	12
Prentice Gill	2	-	-	-	-	-	-	-	12
Colby Goodwyn	2	-	-	-	-	-	-	-	12
Tyree Lee	2	-	-	-	-	-	-	-	12
Kai Blanco	1	-	-	0-1	-	-	-	-	6
Blair Roberts	1	-	-	-	-	-	-	-	6
Lorenzo Smith	1	-	-	-	-	-	-	-	6
Chris Lovitt	1	-	-	-	-	-	-	-	6
Jakwail Bailey	-	-	-	-	-	-	-	1	2
Total	38	9-11	35-36	1-2	-	-	-	1	294
Opponents	26	9-11	20-22	-	3	3-4	-	-	209

Score by Quarters	1st	2nd	3rd	4th	OT	Total
Old Dominion	72	97	66	59	0	294
Opponents	48	60	50	51	0	209

Interceptions	no.	yds	avg	td	lg
Eriq Lewis	2	20	10.0	0	20
Devon Simmons	2	33	16.5	0	33
Craig Wilkins	2	12	6.0	0	12
Carvin Powell	2	18	9.0	0	14
Markell Wilkins	1	0	0.0	0	0
Paul Morant	1	12	12.0	0	12

Punting	no.	yds	avg	lg	tb	fc	i20	50+	blk
Jonathan Plisco	43	1983	46.1	62	5	6	11	17	0
Thomas DeMarco	4	156	39.0	54	1	0	3	1	0
Taylor Heinicke	2	72	36.0	38	0	0	2	0	0

Punt Returns	no.	yds	avg	td	lg
Reid Evans	14	115	8.2	0	28
Antonio Vaughan	3	19	6.3	0	16
James Faircloth	1	33	33.0	0	0
Alex Arain	1	0	0.0	0	0
Jakwail Bailey	1	10	10.0	0	0
Blair Roberts	0	36	0.0	1	36
Larry Pinkard	0	5	0.0	1	5
Total	20	218	10.9	2	36
Opponents	19	245	12.9	0	45

Kick Returns	no.	yds	avg	td	lg
Aaron Evans	14	358	25.6	0	38
Colby Goodwyn	10	205	20.5	0	38
Antonio Vaughan	7	124	17.7	0	30
Nick Mayers	3	54	18.0	0	30
TEAM	1	0	0.0	0	0
Xavier Duckett	1	5	5.0	0	5
Alex Johnson	1	8	8.0	0	8
M. Castleberry	1	4	4.0	0	4
Thomas DeMarco	1	4	4.0	0	4
Kai Blanco	1	-4	-4.0	0	0
Total	40	758	19.0	0	38
Opponents	51	1140	22.4	0	60

All Purpose	g	rush	rcv	pr	kr	ir	total	avg/g
Colby Goodwyn	4	356	55	0	205	0	616	154.0
Antonio Vaughan	8	77	367	19	124	0	587	73.4
Angus Harper	8	380	129	0	0	0	509	63.6
Nick Mayers	7	-1	446	0	54	0	499	71.3
Reid Evans	8	0	320	115	0	0	435	54.4
Total	8	1339	1977	218	758	95	4387	548.4
Opponents	8	900	1918	245	1140	45	4248	531.0