

2012-2013 MONARCH BASKETBALL



OLD DOMINION UNIVERSITY (2-15/0-5)

VS GEORGIA STATE PANTHERS (7-11/2-3)

JANUARY 19, 2013

MONARCH PROBABLE STARTERS

- G 25 Donte Hill, 6-4, Jr, Virginia Beach, VA., 9.0 ppg/ 4.3 rpg
- F 1 Nick Wright, 6-8, R-Sr., Suffolk, VA. 7.3 ppg/ 4.2 rpg.
- F 11 DeShawn Painter, 6-9, Sr. Norfolk, VA, 11.2 ppg/ 8.1 rpg.
- G 3 Keenan Palmore, 6-1, Fr., Stone Mountain, GA. 8.1 ppg/4.5 rpg
- G 2 Aaron Bacote, 6-5, Fr., Hampton, VA. 7.5 ppg/ 2.6 rpg.

OFF THE BENCH

- G 15 Deion Clark, 6-3, Fr. Naples, FL. 5.6 ppg/ 1.5 rpg .
- F 23 Richard Ross, 6-7, R-So. Wichita Falls, TX. 5.2 ppg/ 5.1 rpg
- G 4 Dimitri Batten, 6-3, R-So. Newport News, VA./ 8.0 ppg/ 2.6 rpg
- F 40 Anton Larsen, 7-0, R-Jr., Copenhagen, Denmark 2.3 ppg/2.3 rpg.
- F 21 Stuart McEwen, 6-9, Fr., Sydney, Australia 0.0/0.0

GENERAL INFORMATION

LOCATION: Norfolk, Va. 23529
 NICKNAME: Monarchs
 FOUNDED: 1930 (as the Norfolk Division of The College of William & Mary)
 ENROLLMENT: 24,753
 SCHOOL COLORS: Slate Blue (PMS 540), Silver (PMS 877), & Light Blue (PMS 283)
 HOME COURT: Ted Constant Convocation Center (8,472)
 SURFACE: Wood
 CONFERENCE: Colonial Athletic Association
 PRESIDENT: John Broderick (Northeastern)
 ATHLETIC DIRECTOR: Dr. Wood Selig (Washington & Lee)
 OFFICE PHONE: 757-683-3369
 SR. WOMEN'S ADMINISTRATOR: Deb Polca
 ATHLETIC DEPARTMENT PHONE: 757-683-3375
 TICKET OFFICE PHONE: 757 -683-4444
 ATHLETIC TRAINER: Jason Mitchell
 OFFICIAL WEBSITE: www.odusports.com

ODU ON TV / RADIO

Radio: ESPN94.1 –
 (Ted Alexander, Billy Mann and Rick Kiefner)

NOTE: Freshman Deion Clark injured his left knee and will be out approximately 3-4 weeks.



MONARCH 2012-13 SCHEDULE

| | | | | |
|-------|---------|--------------------------|---------|-----------|
| Thu. | Nov. 1 | Mount Olive (exh.) | 7:00 | W, 102-65 |
| Mon. | Nov. 5 | Virginia State (exh.) | 7:00 | W, 95-51 |
| Fri. | Nov. 9 | Holy Cross % | 7:15 | L, 45-46 |
| Sat. | Nov. 10 | Morgan State % | 7:15 | W, 72-61 |
| Sun. | Nov. 11 | Texas-San Antonio% | 2:00 | L, 70-79 |
| Sat. | Nov. 17 | at Cleveland State | 2:00 | L, 67-55 |
| Wed. | Nov. 21 | VMI | 7:00 | L, 76-71 |
| Sat. | Nov. 24 | at Murray State | 8:00 | L, 79-72 |
| Sat. | Dec. 1 | at W&M * | 7:00 | L, 71-62 |
| Tue. | Dec. 4 | Richmond | 7:00 | L, 80-53 |
| Fri. | Dec. 7 | VCU | 9:00 | L, 83-70 |
| Fri. | Dec. 14 | Central Florida | 7:00 | L, 71-75 |
| Tue. | Dec. 18 | at College of Charleston | 7:30 | L, 65-76 |
| Sat. | Dec. 22 | Virginia# | 5:30 | W, 63-61 |
| Sat. | Dec. 29 | Fairfield | 7:00 | L, 54-55 |
| Wed. | Jan. 2 | James Madison* | 7:00 | L, 55-58 |
| Sat. | Jan. 5 | Delaware* | 12 noon | L, 72-84 |
| Thu. | Jan. 10 | at George Mason* | 7:00 | L, 46-71 |
| Wed. | Jan. 16 | at UNCW* | 7:00 | L, 65-60 |
| Sat. | Jan. 19 | Georgia State* | 7:00 | |
| Sat. | Jan. 26 | at James Madison* | 4:00 | |
| Wed. | Jan. 30 | Towson* | 7:00 | |
| Sat. | Feb. 2 | at Georgia State* | 2:00 | |
| Mon. | Feb. 4 | George Mason* | 7:00 | |
| Thur. | Feb. 7 | at Drexel* | 7:00 | |
| Sat. | Feb. 9 | Northeastern* | 4:00 | |
| Mon. | Feb. 11 | at Delaware* | 7:00 | |
| Sat. | Feb. 16 | William & Mary* | 12 noon | |
| Wed. | Feb. 20 | UNCW* | 7:00 | |
| Sun. | Feb. 24 | at Hofstra* | 7:00 | |
| Thu. | Feb. 28 | Drexel* | 7:00 | |
| Sat. | Mar. 2 | at Northeastern * | 12 noon | |

*CAA Games

#Governor's Invitational in the Richmond Coliseum

%Liberty Tax Classic at ODU's Ted Constant Center

Note: Dates and times are subject to change

CAA CHAMPIONS 1992, 95, 97, 05, 10, 11

11 NCAA APPEARANCES
8 STRAIGHT NATIONAL POST SEASON APPEARANCES
2009 CIT CHAMPIONS
2006 NIT SEMIFINALS



2012-2013 MONARCH BASKETBALL

OLD DOMINION UNIVERSITY

SERIES VS. GSU

ODU leads the series, 15-2. The Monarchs defeated the Panthers in Atlanta last year, 65-60. GSU's last win over the Monarchs was 55-54 in 2008-09 in Atlanta. The Panthers only win in Norfolk was in 1977-78, 71-68 at Norfolk Scope Arena in downtown.

COMPARE AND CONTRAST

| | ODU | GSU |
|--------------|------|------|
| Scoring: | 62.1 | 64.9 |
| OPP Scoring: | 69.8 | 66.1 |
| FG PCT | .394 | .426 |
| FG DEF | .464 | .433 |
| 3PT PCT | .284 | .332 |
| FT PCT: | .664 | .700 |
| REB AVG: | 37.9 | 32.2 |
| REB MRG: | +5.4 | +1.2 |
| ASST AVG: | 11.6 | 10.6 |
| TO AVG: | 14.4 | 12.4 |
| STLS: | 7.4 | 7.3 |
| BLKS: | 3.9 | 4.6 |

NOTE: All nine Monarchs who have played thus far have started at least three games and eight have started at least five games with junior Donte Hill being the only Monarch who has started all 17 games this season.

LAST GAME

DeShawn Painter scored 18 points and Richard Ross added 11 points, but the Seahawks of UNC Wilmington rallied to defeated the Monarchs, 65-60 Wednesday night at Trask Coliseum. It was UNCW's first win over ODU since 2007-08 season. UNCW's Keith Rendleman led the Seahawks with 14 points (all in the second half) along with 13 rebounds, Chris Dixon added 14 points followed by Craig Ponder with 13. At one stretch in the second half Rendleman scored 10 straight points for UNCW. ODU led, 31-28 at halftime as Rendleman had no points and the Monarchs dominating the boards, 22-14. In the second half, ODU led by six, 37-31 with 17:54 left after a Painter layup. UNCW rallied to tie the game at 37-37 on a Luke Hager free throw with 16:14 left. The game would be tied three times in the second half, the last two at 42-42 with 12:23 remaining on a Richard Ross jumper, and the final time at 49-49 after a Rendleman basket, erasing ODU's last lead of the game. The Monarchs mounted one more rally on a basket by Nick Wright, the a jumper from Painter, cut the lead to three, 58-55 with 1:14 remaining, but with the shot running down, UNCW's Chris Dixon nailed a trey from deep to put them back up by six and clinch victory. Besides Painter's 18 points and eight rebounds, and Ross's 11 points and five boards, Dimitri Batten added nine points on 3-for-6 shooting from beyond the arc, as well as nine points from freshman Keenan Palmore.

STATISTICAL LEADERS

| | GSU | ODU |
|-------------|----------------------|------------------------|
| Points AVG: | R.J. Hunter (15.4) | DeShawn Painter (11.6) |
| REBS AVG: | Manny Atkins (6.2) | DeShawn Painter (8.1) |
| Ast. AVG: | Devonta White (3.3) | Donte Hill (2.9) |
| FGPCT: | James Vincent (.500) | Richard Ross (.553) |
| FT PCT: | Manny Atkins (.800) | Keenan Palmore (.746) |

BLAINE TAYLOR

ODU'S ALL-TIME WINNINGEST

Blaine Taylor became ODU's all-time winningest coach with the 49-34 win over Northeastern on Jan. 5, 2011. He then joined the 200 win club at ODU with a 69-65 win against George Mason, on Jan. 8, 2011 in the Constant Center.

| | | | |
|---------------|-----------|---------|----------|
| Blaine Taylor | (2001-) | 237-124 | (11 yrs) |
| Bud Metheny | (1948-65) | 198-163 | (17 yrs) |
| Paul Webb | (1975-85) | 196-99 | (10 yrs) |
| Sonny Allen | (1965-75) | 181-94 | (10 yrs) |

BLAINE TAYLOR

YEAR-BY-YEAR AS A HEAD COACH

| | | |
|---------|---------|------------------------------|
| 1991-92 | Montana | 27-4 (NCAA) |
| 1992-93 | Montana | 17-11 |
| 1993-94 | Montana | 19-9 |
| 1994-95 | Montana | 21-9 (NIT) |
| 1995-96 | Montana | 20-8 |
| 1996-97 | Montana | 21-11 (NCAA) |
| 1997-98 | Montana | 16-14 |
| 2001-02 | ODU | 13-16 |
| 2002-03 | ODU | 12-15 |
| 2003-04 | ODU | 17-12 |
| 2004-05 | ODU | 28-6 (NCAA) |
| 2005-06 | ODU | 24-10 (NIT Semifinals) |
| 2006-07 | ODU | 24-9 (NCAA at large) |
| 2007-08 | ODU | 18-16 |
| 2008-09 | ODU | 25-10 |
| 2009-10 | ODU | 27-9 |
| 2010-11 | ODU | 27-7 |
| 2011-12 | ODU | 22-14 |
| 2012-13 | ODU | 2-15 |
| | | 239-139 at ODU (12th yr) |
| | | 141-66 at Montana (7 yrs) |
| | | TOTAL: 380-205 (.641) |

1st Collegiate Win

Nov. 15, 1991 87-58 vs. Simon Fraser

100th Collegiate Win

Feb. 10, 1996, 77-46 vs. Northern Arizona

200th Collegiate Win

Jan. 19, 2005, 67-66 at Hofstra

300th Collegiate Win

March 19, 2009, 67-59 win over The Citadel (CIT)

100th Win at ODU

Dec. 2, 2006, 70-57 vs. JMU

200th Win at ODU

Jan. 8, 2011, 69-65 vs. George Mason

ODU 20-PLUS WIN SEASONS UNDER TAYLOR

| | | |
|---------|-------|---------------------|
| 2011-12 | 22-14 | CIT (Quarter Final) |
| 2010-11 | 27-7 | NCAA (Second Round) |
| 2009-10 | 27-9 | NCAA (Second Round) |
| 2008-09 | 25-10 | CIT Champions |
| 2006-07 | 24-9 | NCAA (at-large bid) |
| 2005-06 | 24-10 | NIT Semi-Finals |
| 2004-05 | 28-6 | NCAA |

MONARCHS CAPTAINS

Senior Forward Nick Wright and Junior Guard Donte Hill are co-captains for the 2012-13 season.



2012-2013 MONARCH BASKETBALL

OLD DOMINION UNIVERSITY

CAREER HIGHS

AARON BACOTE

Points: 19 vs. UCF (12-11-12)
FGM: 6 vs. UCF (12-14-12)
3PT FGM: 6 vs. UCF (12-14-12)
3PT FGA: 8 vs. UCF (12-14-12)
FTM: 3 vs. UTSA (11-11-12)
REBS: 6 vs. UTSA (11-11-12) & UVA (12-22-12)
AST: 5 vs. Fairfield (12-29-12)
STLS: 3 vs. Fairfield (12-29-12)
MINS: 33 vs. Holy Cross (11-9-12)

DIMITRI BATTEN

Points: 21 vs. UVA (12-22-12)
FGM: 7 vs. ECU (11-29-11) & VMI (11-21-12)
FGA: 14 vs. ECU (11-29-11) & VMI (11-21-12)
3PT FGM: 5 vs. UVA (12-22-12)
3PT FGA: 9 vs. UVA (12-22-12)
REBS: 9 vs. ECU (11-29-11)
AST: 5 vs. Fairfield (12-9-11)
STLS: 5 at Northeastern (12-3-11)
MINS: 31 vs. LIU (11-14-11)

DEION CLARK

Points: 12 vs. Murray State (11-24-12)
FGM: 5 vs. Murray State (11-24-12)
FGA: 8 vs. VMI (11-21-12)
3PT FGM: 2 vs. Murray State (11-24-12)
FTM: 2 at Cleveland State (11-17-12)
FTA: 2 at Cleveland State (11-17-12)
Assts: 3 vs. Coll. of Charleston (12-18-12)
MINS: 32 vs. Delaware (1-5-13)

ANTON LARSEN

Points: 9 vs. UMES (12-9-10) & LIU (11-14-11)
FGM: 4 vs. LIU (11-14-11)
FGA: 5 vs. LIU (11-14-11)
3PT FGM: 2, vs. UMES (12-9-10)
FTM: 1 vs. UMES (12-9-10)
FTA: 2 vs. UMES (12-9-10)
REBS: 7 vs. VCU (12-7-12)
AST: 1 vs. LIU (11-14-11)
BLKS: 1 vs. LIU (11-14-11)
STLS: 1 vs. LIU (11-14-11)
MINS: : 22 at Coll. of Charleston (12-18-12)

STUART MCEWEN

Points:
FGM:
FGA:
3PT M:
FTM:
FTA:
REBS:
AST:
STLS:
MINS: : 5 at UNCW (1-16-13)

DESHAWN PAINTER

Points: 26 vs. VCU (12-7-12)
FGM: 7 vs. Fairfield (12-29-12)
FGA: 21, vs. UNCW (1-16-13)
FTM: 11 vs. VCU (12-7-12)
FTA: 14 vs. VCU (12-7-12)
REBS: 13 vs. JMU (1-2-13)
AST: 2 vs. three teams
BLKS: 4 vs. Fairfield (12-29-12)
STLS: 2 vs. Murray State (11-24-12)
MINS: 34 vs. VCU (12-7-12) & UVA (12-22-12)

KEENAN PALMORE

Points: 17 vs. at W&M (12-1-12)
FGM: 6 at W&M (12-1-12)
FGA: 10 at W&M (12-1-12)
FTM: 7 vs. Mason (1-10-13)
FTA: 8 vs. Morgan State (11-10-12) & Mason (1-10-13)
REBS: 9 vs. Holy Cross (11-9-12)
AST: 5 vs. UTSA (11-11-12), W&M (12-1-12),
UCF (12-14-12), & UD (1-5-13)
STLS: 4 vs. Morgan State (11-10-12)
MINS: 34 vs. Morgan State (11-10-12)

DONTE HILL

Points: 16 vs. Murray State (11-24-12)
FGM: 6 vs. Murray State (11-24-12)
FGA: 16 vs. Murray State (11-24-12)
FTM: 6 vs. VMI (12-22-11)
FTA: 8 vs. VMI (12-22-11)
REBS: 9 vs. VMI (12-22-11)
STLS: 5 at VCU (1-21-12)
AST: 6 vs. UNCW (2-14-12), VCU (12-7-12), & JMU (1-2-13)
BLKS: 2 vs. UVA (12-22-12)
MINS: 37 at Coll. Of Charleston(12-18-12) & UNCW (1-16-13)

RICHARD ROSS

Points: 19 vs. Coastal Carolina (3-13-12)
FGM: 8 vs. Coastal Carolina (3-13-12)
FGA: 10 at Delaware (1-11-12)
FTM: 3 vs. USC Upstate (3-18-12) & Fairfield (12-29-12)
FTA: 3 vs. VMI (12-22-11), USC Upstate (3-18-12), Fairfield (12-29-12)
REBS: 9 vs. UVA (12-22-12)
STLS: 5 vs. Towson (1-7-12)
AST: 4 vs. UNCW (1-25-12)
BLKS: 4 vs. USC Upstate (3-18-12)
MINS: 33 at JMU (1-2-13)

NICK WRIGHT

Points: 24 vs. Vermont (11-23-11)
FGM: 9 vs. Vermont (11-23-11)
FGA: 12,vs. Vermont (11-23-11)
FTM: 8 vs. ECU (11-29-11) & Northeastern (12-3-11)
FTA: 14 v. ECU (11-29-11)
REBS: 10 vs. Vermont (11-23-11)
AST: 1 at Liberty (11-19-09) & UNCW (1-13-10)
BLKS: 4 vs. ECU (11-29-11)
STLS: 2 vs. Towson (3-6-10) & Kentucky (11-20-11)
MINS: 39 vs. Vermont (11-23-11)



2012-2013 MONARCH BASKETBALL

OLD DOMINION UNIVERSITY

ODU IN POST SEASON PLAY

NCAA

1979-80
1981-82
1984-85
1985-86*
1991-92
1994-95*
1996-97
2004-05
2006-07
2009-10*
2010-11*

* Advanced to 2nd round

CBI

2007-08

NIT

1976-77
1978-79
1980-81
1982-83
1983-84
1987-88
1992-93
1993-94
1998-99
2005-06*
(Reached semifinals)

CIT

2008-09 (Champions)
2011-12 (Quarter Finals)

ODU ACADEMIC SUCCESS

Old Dominion University student athletes continue to excel in the classroom during the 2012 fall semester with 133 student athletes, cheerleaders and dance team members earning Dean's List honors with a 3.4 grade point average or higher. Junior Stuart McEwen earned Dean's List honors in the Fall. Anton Larsen along with Trian Iliadis were named to the CAA's All-Academic squad.

ODU student athletes top majors are: Physical Education (includes Exercise Science, H&PE and Sports Management), Biology, Communications and Business.

ODU'S CAA SCHOLAR ATHLETES OF THE YEAR

2005 **Alex Loughton**
2007 **Jonathan Adams**
2011 **Trian Iliadis**

BUD LIGHT BLAINE TAYLOR COACH'S SHOW

ESPN 94.1 FM will also be the home for the Bud Light Blaine Taylor coach's show will be aired weekly, beginning Nov. 8. Coach Taylor's show will air live from Buffalo Wild Wings on Monticello Avenue in Norfolk from 6-7 p.m. on most Tuesdays. Check www.odusports.com for all the show times, as days vary throughout the season due to the basketball game schedules.

ODU FOOTBALL TO BE HONORED AT GAME

The Monarch football squad will be honored for their success this past season during halftime activities. Quarterback Taylor Heinicke, the 2012 Walter Payton award winner as the top player in FCS football, and other members of the squad, will be on hand for Autographs beginning at 6 p.m. in the guest services booth in the lobby of the Constant Center.

MONARCH'S 2012-13 TV SCHEDULE

| | | | | |
|-------|-------|-----------|--------------------------|--------------------------|
| Sun. | 11/11 | 2 p.m. | UT San Antonio | Cox 11/Comcast Sportsnet |
| Sat. | 11/24 | 8 p.m. | at Murray State | ESPN3.com |
| Tue. | 12/4 | 7 pm. | Richmond | NBCSN |
| Fri. | 12/7 | 9 pm. | VCU | NBCSN |
| Tues. | 12/18 | 7:30 p.m. | at College of Charleston | ESPN3.com |
| Sat. | 12/22 | 5:30 pm. | Virginia | (Gov. Inv.) NBCSN |
| Sat. | 1/5 | 12 Noon | Delaware | Comcast Sportsnet |
| Thu. | 1/10 | 7 p.m. | at George Mason | NBCSN |
| Sat. | 1/26 | 4 p.m. | at JMU | Comcast Sportsnet |
| Mon. | 2/4 | 7 p.m. | George Mason | NBCSN |
| Thu. | 2/7 | 7 p.m. | at Drexel | NBCSN |
| Sat. | 2/9 | 4 p.m. | Northeastern | Comcast |
| Mon. | 2/11 | 7 p.m. | at Delaware | NBCSN |
| Sat. | 2/16 | 12 noon | W&M | Comcast Sportsnet |
| Sun. | 2/24 | 7 p.m. | at Hofstra | Comcast Sportsnet |
| Thu. | 2/28 | 7 p.m. | Drexel | NBCSN |
| Sat. | 3/2 | 12 noon | at Northeastern | Comcast Sportsnet |

Networks:

| | |
|--------|-------------------------------------|
| CSN | COMCAST SPORTSNET MID-ATLANTIC |
| CSN+ | COMCAST SPORTSNET MID-ATLANTIC PLUS |
| CSN NE | COMCAST SPORTSNET NEW ENGLAND |
| CSN P | COMCAST SPORTSNET PHILADELPHIA |
| TCNP | THE COMCAST NETWORK PHILADELPHIA |
| TCN MA | THE COMCAST NETWORK MID-ATLANTIC |
| CSS | COMCAST SPORTS SOUTHEAST |
| NBCSN | NBC SPORTS NETWORK |



2012-2013 MONARCH BASKETBALL

OLD DOMINION UNIVERSITY

ODU CAA STATISTICAL RANKINGS

| | | |
|------------------|------|------|
| Scoring Offense: | 62.1 | 9th |
| Scoring Defense: | 69.8 | 10th |
| FG PCT: | .394 | 10th |
| FGPCT DEF: | .464 | 11th |
| FT PCT: | .664 | 8th |
| 3PT FG PCT: | .284 | 10th |
| REBS: | 37.9 | 3rd |
| REBS Margin: | +5.4 | 2nd |
| AST: | 11.6 | 5th |
| STLS: | 7.4 | 5th |
| BKLS: | 3.9 | 7th |

ODU HAS MADE EIGHT STRAIGHT POST SEASON APPEARANCES

2005 – NCAA (28-6)
2006 – NIT Semi-finals (24-10)
2007 – NCAA at large (24-9)
2008 – CBI Quarterfinals (18-16)
2009 – CIT CHAMPIONS (25-10)
2010 – NCAA 2nd Round (27-9)
2011 – NCAA 2nd Round (27-7)
2012 – CIT Tournament (22-14)

ODU'S TOP RPI'S

March 8, 2011 #23 (NCAA)
March 15, 2011 #29 (NCAA)
Jan. 15, 2006 #20 (Realtime)

MONARCHS SIGN TWO CAGERS

Head coach Blaine Taylor announced two standout recruits who will be joining the Monarch family after signing National Letters of intent today for the 2013-14 season. They are: 6-7 forward Denzell Taylor (Toronto, Canada), and 6-2 guard Jordan Baker (Hampton, VA.) from nearby AAA State Champion Hampton High School.

"It's obviously well known that we have a nice group of young players on this year's squad and I think this group really adds to that. Their attributes across the board make them a nice fit for our program. They are winners from very successful programs. They are fine students, they defend, and rebound and know how to be good teammates." – Head Coach Blaine Taylor

Baker averaged 9.1 points, 5.2 rebounds and 3.2 steals per game last year for Hampton's AAA State Championship team. A clutch performer, Baker's three-pointer put the Crabbers in the lead late in its quarterfinal win over Nansemond River, then he scored 10 points in the fourth quarter against Petersburg High in the State Championship game.

Denzell Taylor's High School team, St. Benedict's Prep in Newark, NJ, went 35-3 last year. He averaged 10.6 points and led the team with an 11.4 rebounds per game average. He also played for CIA Bounce, a Toronto based AAU squad who reached the Nike's Elite Youth Basketball League Summer league championship.



INDIVIDUAL CAA RANKINGS

| | | | |
|----------|---------|------|------|
| Scoring: | Painter | 11.6 | 20th |
| REBS: | Painter | 8.1 | 5th |
| FT: | Palmore | .746 | 11th |
| AST: | Hill | 2.9 | 8th |
| STLS: | Hill | 1.9 | 3rd |

2012 NATIONALLY RANKED MONARCHS

| | | |
|---------------|-------------------------|------|
| Chris Cooper | 20th - Rebounding | 10.1 |
| Chris Cooper | 14th - Double-Doubles | 17 |
| Kent Bazemore | 26th - Steals | 2.1 |
| Team | 30th - FG PCT Defense | 40.2 |
| Team | 50th - Scoring Defense | 62.1 |
| Team | T-20th - Rebound Margin | +6.1 |
| Team | 10th - Steals | 8.8 |

ODU'S TOP SENIOR CLASSES BY CAREER WINS

| | | | |
|--------|-----|--------|----|
| • 2012 | 101 | • 2010 | 94 |
| • 2011 | 97 | • 2007 | 93 |
| • 2008 | 94 | | |

CONNECT WITH ODU BASKETBALL

Facebook: www.facebook.com/ODUBasketball

Twitter: www.twitter.com/ODUMB www.twitter.com/ODUsports

Connect with all other ODU Athletic teams at www.odusports.com/social

2012-2013 MONARCH BASKETBALL

OLD DOMINION UNIVERSITY

MONARCH BASKETBALL ROSTER

ALPHABETICAL

| No. | Name | POS | CL | HT | WT | Hometown/ High School |
|-----|-----------------|-----|-------|-----|-----|---|
| 12 | Ekene Anachebe | C | FR | 6-9 | 265 | Fayetteville County, GA/Fayette County |
| 2 | Aaron Bacote | G | FR | 6-5 | 175 | Hampton, VA/Bethel HS |
| 4 | Dimitri Batten | G | RS SO | 6-3 | 190 | Newport News, Va./Kecoughtan HS |
| 15 | Deion Clark | G | FR | 6-3 | 198 | Naples, FL/Barron Collier |
| 25 | Donte Hill | G | JR | 6-4 | 205 | Virginia Beach, Va./Norfolk Collegiate HS |
| 40 | Anton Larsen | C/F | RS SO | 7-0 | 240 | Copenhagen, Denmark/Oster Farimagsgades |
| 21 | Stuart McEwen | F | FR | 6-9 | 201 | Sydney, Australia/St. Thomas Moore Prep |
| 10 | Ambrose Mosley* | G | FR | 6-1 | 166 | Jacksonville, FL/First Coast |
| 11 | DeShawn Painter | C | SR | 6-9 | 235 | Norfolk, VA/Booker T. Washington |
| 3 | Keenan Palmore | C | FR | 6-1 | 174 | Stone Mountain, GA/Paideia School |
| 23 | Richard Ross | F | RS SO | 6-7 | 210 | Hirschi HS/Wichita Falls, TX. |
| 10 | Martin Shaw | G | FR. | 6-0 | 170 | Hampton, VA/Kecoughtan HS |
| 1 | Nick Wright | F | RS SR | 6-8 | 208 | Suffolk, VA/Nansemond River HS |

* Redshirt

NUMERICAL

| No. | Name | POS | CL | HT | WT | Hometown/ High School |
|-----|-----------------|-----|-------|-----|-----|---|
| 1 | Nick Wright | F | RS SR | 6-8 | 208 | Suffolk, VA/Nansemond River HS |
| 2 | Aaron Bacote | G | FR | 6-5 | 175 | Hampton, VA/Bethel |
| 3 | Keenan Palmore | G | FR | 6-1 | 174 | Stone Mountain, GA/Paideia School |
| 4 | Dimitri Batten | G | RS SO | 6-3 | 190 | Newport News, VA./Kecoughtan HS |
| 10 | Martin Shaw | G | Fr. | 6-0 | 170 | Hampton, VA/Kecoughtan HS |
| 10 | Ambrose Mosley* | G | FR | 6-1 | 166 | Jacksonville, FL/First Coast |
| 11 | DeShawn Painter | C | SR | 6-9 | 235 | Norfolk, VA/Booker T. Washington |
| 12 | Ekene Anachebe | C | FR | 6-9 | 265 | Fayetteville County, GA/Fayette County |
| 15 | Deion Clark | G | FR | 6-3 | 198 | Naples, FL/Barron Collier |
| 21 | Stuart McEwen | F | FR | 6-9 | 201 | Sydney, Australia/St. Thomas Moore Prep |
| 23 | Richard Ross | F | RS SO | 6-7 | 210 | Hirschi HS/Wichita Falls, TX. |
| 25 | Donte Hill | G | JR | 6-4 | 205 | Virginia Beach, VA./Norfolk Collegiate HS |
| 40 | Anton Larsen | CF | RS JR | 7-0 | 240 | Copenhagen, Denmark/Oster Farimagsgades |

* Redshirt

Coaching Staff

HEAD COACH: Blaine Taylor (Montana '81) 11th Season

ASSISTANTS: Jim Corrigan (Duke '80) 18th season

Rob Wilkes 10th season (Stetson '93)

John Richardson 6th season (Elizabeth City St. '95)

DIR. OF BASKETBALL OPERATIONS: Drew Williamson (ODU '07) 2nd season

Pronunciation Guide

Dimitri Batten

Aaron Bacote

Ekene Anachebe

Deion Clark

Da-Mee-Tree

Bay coe

Eck-Ah-Nay Ah-notch-Ah-Bay

Dee-on



2012-2013 MONARCH BASKETBALL

OLD DOMINION UNIVERSITY

MONARCHS

2012-2013



BLAINE TAYLOR
Head Coach
Montana '81
237-124 / 11 seasons
at Old Dominion
378-190 / 18 seasons



NICK WRIGHT
1
R-Sr., Forward, 6-8, 208, Suffolk, VA




AARON BACOTE
2
Fr., Guard, 6-5, 175, Hampton, VA



KEENAN PALMORE
3
Fr., Guard, 6-1, 174, Stone Mountain, GA




DIMITRI BATTEN
4
R-So., Guard, 6-3, 190, Newport News, Va.



AMBROSE MOSLEY
10
Fr., Guard, 6-1, 166, Jacksonville, FL



DESHAWN PAINTER
11
Sr., Center, 6-9, 235, Norfolk, VA




EKENE ANACHEBE
12
Fr., Center, 6-9, 265, Fayetteville County, GA



DEION CLARK
15
Fr., Guard, 6-3, 198, Naples, FL



STUART MCEWEN
21
Fr., Forward, 6-9, 201, Sydney, Australia



RICHARD ROSS
23
R-So., Forward, 6-7, 210, Wichita Falls, TX



DONTE HILL
25
Jr., Guard, 6-4, 205, Virginia Beach, VA



ANTON LARSEN
40
R-Jr., Center/Forward, 7-0, 240, Copenhagen, Denmark



2012-2013 MONARCH BASKETBALL

OLD DOMINION UNIVERSITY

CAA ALL-CONFERENCE TEAMS

FIRST TEAM ALL-CAA

| | CL. | POS. | HT. |
|------------------------------------|------------|----------|------------|
| Kent Bazemore, Old Dominion | Sr. | G | 6-5 |
| Bradford Burgess, VCU | Sr. | G/F | 6-6 |
| Frantz Massenat, Drexel | So. | G | 6-4 |
| Ryan Pearson, George Mason | Sr. | F | 6-6 |
| Keith Rendleman, UNCW | Jr. | F | 6-8 |

SECOND TEAM ALL-CAA

| | Cl. | Pos. | Ht. |
|-----------------------------------|------------|----------|------------|
| Chris Cooper, Old Dominion | Sr. | F | 6-9 |
| Samme Givens, Drexel | Sr. | F | 6-5 |
| Jamelle Hagins, Delaware | Jr. | F | 6-9 |
| Mike Moore, Hofstra | Sr. | G | 6-5 |
| Devon Saddler, Delaware | So. | G | 6-2 |

CAA ALL-DEFENSIVE TEAM

| | Cl. | Pos. | Ht. |
|-------------------------------------|------------|----------|------------|
| Kent Bazemore, Old Dominion* | Sr. | G | 6-5 |
| Eric Buckner, Georgia State | Sr. | F | 6-10 |
| Jamelle Hagins, Delaware | Jr. | F | 6-9 |
| Robert Nwankwo, Towson | Sr. | C | 6-8 |
| Briante Weber, VCU | Fr. | G | 6-3 |

CAA ALL-ACADEMIC FIRST TEAM

| | Cl. | Pos. | Ht. |
|------------------------------------|------------|----------|------------|
| Jihad Ali, Georgia State | Sr. | G | 6-5 |
| Trian Iliadis, Old Dominion | Sr. | G | 6-3 |
| Quinn McDowell, William & Mary | Sr. | G/F | 6-6 |
| Dwan McMillan, Hofstra | Sr. | G | 6-0 |
| Tim Rusthoven, William & Mary | So. | F | 6-9 |

* Defensive Player of the Year

ODU BENCH SCORING / OPP

| | |
|---------------------|-------|
| Holy Cross | 12/16 |
| Morgan State | 16/21 |
| UTSA | 36/3 |
| Cleveland State | 24/3 |
| VMI | 16/21 |
| Murray St. | 38/5 |
| W&M | 19/10 |
| Richmond | 12/25 |
| VCU | 19/11 |
| UCF | 14/8 |
| Coll. of Charleston | 10/14 |
| Virginia | 23/24 |
| Fairfield | 5/14 |
| JMU | 20/12 |
| Delaware | 14/8 |
| George Mason | 9/58 |
| UNCW | 20/11 |

ODU'S RECORD WHEN

| | |
|--------------------------|-----|
| ODU scores 40-49 points | 0-2 |
| ODU scores 50-59 points | 0-4 |
| ODU scores 60-69 points | 1-2 |
| ODU scores 70-79 points | 1-5 |
| ODU scores 80-89 points | 0-0 |
| ODU scores 90 or more | |
| OPP score less than 40 | 0-0 |
| OPP score 40-49 points | 0-1 |
| OPP score 50-59 points | 0-2 |
| OPP score 60-69 points | 2-1 |
| OPP score 70-79 points | 1-7 |
| OPP score 80-89 points | 1-3 |
| OPP score 90 or more | 0-0 |
| ODU Leads At Halftime | 1-1 |
| Tied at Halftime | 0-0 |
| ODU Trailing at Halftime | 0-7 |

FIELD GOALS

| | |
|--------------------------|-----|
| ODU shoots 50% or better | 0-0 |
| ODU shoots 40-49% | 1-7 |
| ODU shoots 39% or lower | 1-8 |

REBOUNDS

| | |
|---------------------|------|
| ODU Outrebounds OPP | 2-11 |
| OPP Outrebound ODU | 0-2 |
| Even | 0-2 |

DAYS OF THE WEEK

| | |
|-----------|-----|
| Monday | 0-0 |
| Tuesday | 0-1 |
| Wednesday | 0-3 |
| Thursday | 0-1 |
| Friday | 0-3 |
| Saturday | 2-5 |
| Sunday | 0-1 |
| On TV | 1-5 |

CAREER STARTS BY YEAR

| | 11 | 12 | 13 |
|---------|----|----|----|
| Batten | - | 9 | 5 |
| Wright | - | 28 | 10 |
| Ross | - | 2 | 7 |
| Hill | - | 23 | 17 |
| Bacote | - | - | 8 |
| Palmore | - | - | 10 |
| Painter | - | - | 13 |
| Clark | - | - | 8 |
| Larsen | 0 | 1 | 3 |



2012-2013 MONARCH BASKETBALL

OLD DOMINION UNIVERSITY

OPPONENT WINS AT THE TED

| | |
|----------|---------------------------|
| 11-22-09 | UAB, 77-62 |
| 1-7-09 | James Madison, 70-62 |
| 1-24-09 | Northeastern, 58-42 |
| 11-28-07 | #5 Georgetown, 66-48 |
| 1-5-08 | William & Mary, 70-61 |
| 1-19-08 | VCU, 78-68 |
| 1-30-08 | UNC Wilmington, 68-65 |
| 11-11-06 | Clemson, 74-70 |
| 12-29-06 | Winthrop, 71-65 |
| 1-19-06 | Hofstra, 76-68 |
| 2-23-05 | Hofstra, 66-63 |
| 11-29-03 | #13 St. Joseph's, 75-72 |
| 12-04-02 | Charlotte, 105-102 (2 OT) |
| 1-21-04 | VCU, 75-67 |
| 2-28-04 | George Mason, 70-66 |
| 11-24-02 | North Carolina, 67-59 |
| 12-7-02 | East Carolina, 75-67 |
| 12-20-02 | Dayton, 71-67 |
| 1-15-03 | Delaware, 75-74 (OT) |
| 2-1-03 | VCU, 72-69 |
| 2-19-03 | Drexel, 62-57 |
| 11-12-10 | #20 Georgetown, 62-59 |
| 1-22-11 | VCU, 59-50 |
| 11-12-11 | N. Iowa, 63-46 |
| 11-23-11 | Vermont, 65-63 (OT) |
| 12-30-11 | #8 Missouri, 75-68 |
| 1-5-12 | George Mason, 63-54 |
| 2-11-12 | VCU, 68-64 |
| 2-25-12 | Drexel, 73-72 |
| 3-21-12 | Mercer, 79-73 |
| 11-9-12 | Holy Cross, 46-45 |
| 11-11-12 | UTSA, 79-70 |
| 12-4-12 | Richmond, 80-53 |
| 12-7-12 | VCU, 83-70 |
| 12-14-12 | Central Florida, 75-71 |
| 12-29-12 | Fairfield, 55-54 |
| 1-2-13 | JMU, 58-55 |
| 1-5-13 | Delaware, 84-72 |

BLAINE TAYLOR

BY THE NUMBERS

| | | | |
|---------------------|-------|----------------------|-------|
| Alaska Fairbanks | 2-0 | Middle Tenn. State | 0-1 |
| American | 1-0 | Missouri | 0-3 |
| Arizona | 0-1 | Missouri-Kansas City | 3-0 |
| Arkansas State | 1-0 | Missouri State | 1-0 |
| Baylor | 0-2 | Mississippi State | 0-2 |
| Belmont | 1-0 | Monmouth | 1-0 |
| Bethune-Cookman | 1-0 | Montana State | 11-5 |
| Black Hills | 1-0 | Morgan State | 2-0 |
| Bradley | 1-1 | Murray St. | 0-1 |
| Boise State | 5-5 | Mt. St. Mary's | 2-0 |
| Bucknell | 2-1 | Nevada | 3-2 |
| Butler | 0-2 | Northeastern | 1-4 |
| Campbell | 1-0 | North Carolina | 0-3 |
| CS Fullerton | 1-1 | Northern Iowa | 0-2 |
| CS Northridge | 6-1 | Notre Dame | 1-0 |
| Central Florida | 0-2 | NC Central | 1-0 |
| Central Washington | 1-0 | UNCW | 14-5 |
| Charlotte | 2-1 | Northeast Illinois | 2-0 |
| The Citadel | 1-0 | Northern Arizona | 10-4 |
| Clemson | 1-2 | Oregon | 1-2 |
| Cleveland State | 1-1 | Oral Roberts | 0-3 |
| Coastal Carolina | 3-0 | Pepperdine | 1-1 |
| Coll. of Charleston | 0-1 | Portland State | 6-1 |
| Colorado | 1-0 | Presbyterian | 1-0 |
| Creighton | 1-1 | Rice | 2-0 |
| Dayton | 1-2 | Richmond | 3-5 |
| DePaul | 1-1 | Rider | 1-0 |
| Drexel | 10-8 | Rocky Mountain | 1-0 |
| Delaware | 15-7 | Sacramento State | 9-0 |
| Duquesne | 2-0 | St. Peter's | 1-0 |
| E.Montana | 1-0 | San Jose | 3-0 |
| East Carolina | 5-1 | Shawnee | 1-0 |
| Eastern Washington | 12-2 | Simon Fraser | 5-0 |
| E.Tennessee State | 1-0 | South Alabama | 1-2 |
| Fairfield | 1-2 | South Florida | 1-0 |
| Florida Atlantic | 1-0 | South Carolina St. | 2-0 |
| Florida State | 0-1 | Southern Utah | 2-2 |
| Fordham | 1-0 | Southern Oregon | 1-0 |
| George Mason | 10-14 | Southeast Louisiana | 1-0 |
| George Washington | 2-1 | St. Mary's(CA.) | 2-0 |
| Georgetown | 2-2 | St. Joseph's | 1-2 |
| Georgia | 1-0 | Texas-Arlington | 3-0 |
| Georgia State | 12-1 | Texas-Corpus Christi | 0-1 |
| Gonzaga | 1-1 | Texas Christian | 1-0 |
| Hawaii-Hilo | 1-0 | Texas Tech | 0-1 |
| Hampton | 0-2 | Texas Southern | 1-0 |
| High Point | 1-0 | Toledo | 2-0 |
| Hofstra | 15-8 | Towson | 19-1 |
| Holy Cross | 0-1 | UAB | 1-3 |
| Howard | 11-0 | UTEP | 0-1 |
| Idaho State | 11-3 | UNLV | 0-1 |
| Idaho | 7-6 | USC Upstate | 1-0 |
| Illinois-Chicago | 1-1 | Valparaiso | 0-1 |
| Iona | 1-0 | Vermont | 0-1 |
| James Madison | 21-5 | Virginia | 1-1 |
| Kentucky | 0-2 | VA Commonwealth | 10-19 |
| Kent State | 1-0 | VMI | 4-1 |
| Lewis-Clark | 3-0 | Virginia Tech | 4-1 |
| Liberty | 4-0 | Washington | 3-0 |
| Long Island | 1-0 | Washington State | 1-1 |
| Longwood | 2-0 | W. Illinois | 1-0 |
| Long Beach | 1-1 | W. Montana | 3-0 |
| Louisville | 0-1 | W. Oregon | 1-0 |
| Marist | 1-1 | Weber | 6-10 |
| Marshall | 1-1 | Whitman | 1-0 |
| Md. Eastern Shore | 4-0 | William & Mary | 21-4 |
| Manhattan | 1-0 | Winston-Salem | 1-0 |
| Memphis | 0-1 | Winthrop | 1-2 |
| Mercer | 0-1 | Wisconsin | 0-2 |
| Michigan | 0-1 | Xavier | 1-0 |
| Michigan State | 0-1 | UTSA | 0-1 |



2012-2013 MONARCH BASKETBALL

OLD DOMINION UNIVERSITY

TED CONSTANT CENTER RECORDS

TED CONSTANT CENTER MILESTONES

Groundbreaking: June 19, 1999
Arena opens on: Oct. 25, 2002
First Concert Event: Roberta Flack & Norfolk Symphony (Nov. 17, 2002)
First Basketball Game: Blue-White Exhibition (Oct. 26, 2002)
First Regular Season Men's game: Nov. 24, 02 vs. North Carolina
First Basket: 19:16 by Ricardo Marsh dunk vs. UNC
First Trey: 16:25 by Jawad Williams of UNC
First ODU Trey: 15:00 by John Walle
First Free Throw Made: 14:39 by Sean May of UNC
First ODU Free Throw Made: 14:22 Rasheed Wright
Longest Game: Two overtimes (ODU vs. Charlotte) Dec. 6, 03
100th win at the Ted: 1-16-10 vs. Drexel, 71-48

ODU CONSTANT CENTER INDIVIDUAL RECORDS

Points: 45, by Alex Loughton vs. Charlotte (2ot), Dec. 6, 2003
Field Goals Made: 17, by Alex Loughton vs. Charlotte, Dec. 6, 03
Field Goals ATT: 23, by Alex Loughton vs. Charlotte, Dec. 6, 03
Three Point FG Made: 6/8, by Brian Henderson vs. Marist, Feb. 18, 06
Three Point FG ATT: 9 by Marsharee Neely vs. UAB (11-22-08)
Three Point FG PCT: 100(5-5) by Alex Loughton vs. Charlotte, Dec. 6, 03
Free Throws Made: 12(12-14) by Isaiah Hunter vs. Delaware, Feb. 14, 04
Free Throws ATT: 15, by Kent Bazemore vs. Drexel, Feb. 25, 2012
Best Free Throw PCT: 1000(10-10) by Alex Loughton vs. Liberty, Dec 18, 03
Rebounds: 22, by Chris Cooper vs. JMU, Feb. 2, 2012
Assists: 11, by Troy Nance vs. Delaware (1-15-03), & by Kent Bazemore vs. Northeastern (1-5-11)
Steals: 8 by Brandon Johnson vs. George Mason (1-6-07)
Blocked Shots: 7, by Sam Harris vs. VMI (12-1-04) & Toledo (11-16-07)

ODU CONSTANT CENTER TEAM RECORDS

Points: 102 vs. Charlotte (12-6-03) in overtime; vs. Longwood 98 (11-17-09) (regulation);
& vs. 88 in regulation vs. Towson (1-31-04)
Fewest Points: 42 vs. Northeastern (1-24-09)
Field Goals Made: 40, vs. Charlotte (12-06-03)
Field Goals ATT: 77 vs. Charlotte (12-06-03)
FG PCT: .627 (32-51) vs. Towson (1-29-11)
Three Point FG Made: 13 (13-26) vs. Charlotte (12-6-03) & (13-25) vs. JMU (2-2-12)
Three Point FG Made in One Half: 9, in 1st vs. Hofstra (3-1-03)
Three Point FG ATT: 26 vs. Charlotte (12-6-03)
Three Point FG PCT: .625 (10-16) vs. DePaul (12-17-05) & vs. GAST (1-13-09)
Free Throws Made: 29 (29-46) vs. VMI (12-22-11)
Free Throws ATT: 46, vs VMI (12-22-11)
Best Free PCT: .933 (14-15) vs. St. Joseph's (11-29-03)
Rebounds: 64, vs. UMES (12-9-10)
Assists: 31 vs. Charlotte (12-06-03)
Steals: 16, vs St. Joseph's (12-22-04) Turnovers: 25, vs. Charlotte (12-6-03)
Blocked Shots: 17, vs. VMI (12-1-04)

OPPONENT CONSTANT CENTER INDIVIDUAL RECORDS

Points: 35, by Norris Cole of Cleveland State (2-20-11)
Three Point FG Made: 8, by Robert Vaden of UAB (11-22-08), Norris Cole of Cleveland State (2-20-11), & Troy Daniels (12-7-12)
Best Opponent FT PCT: 1000(6-6) by Keith Waleskowski of Dayton(12-20-02)
Rebounds: 17, by Jason Thompson of Rider (3-18-08 / CBI)
Assists: 10, by Demon Brown of Charlotte (12-6-03) & Jose Juan Barea of NE (1-7-06)
Blocked Shots: 9, by Sean James of NE (1-7-06) and Damian Sanders of Duquesne (12-30-09)
Free Throws Made: 19 by Jarvis Threatt of Delaware (1-5-13)
Free Throws ATT: 20 by Jarvis Threatt of Delaware (1-5-13)

OPPONENT CONSTANT CENTER TEAM RECORDS

Points: 105 by Charlotte (12-6-03) in overtime
Regulation: 76 by William & Mary (2-25-04)
Fewest Points: 34 by Northeastern (1-5-11)
Field Goals Made: 41 by Charlotte (12-6-03)
Best Field Goal PCT: .662 (28-42) by JMU (1-7-09)
Lowest OPP FG PCT: .217 (13-60) by Toledo (11-16-07)
Three Point FG Made: 12 by Belmont (3-23-09), Cleveland State (2-20-11), & UTSA (11-11-12)
Three Point FG Attempted: 38 by Belmont (3-23-09)
Best 3PT FG PCT: .533 (8-15) by William & Mary (2-25-04)
Free Throws Made: 41 by Delaware (1-5-13)
Free Throws Attempted: 50 by Delaware (1-5-13)
Most Combined Free Throws ATT: 84 by ODU-Delaware (1-5-13)
Best FT PCT: 100 (9-9) by Towson (1-2-03)
Rebounds: 49, by Drexel (1-03-04)
Fewest Rebounds: 12 by Towson (1-29-11)
Assists: 22 by Charlotte (12-6-03)
Steals: 15 by UNC Wilmington (1-28-04)
Blocks: 10 by Northeastern (1-7-06)
Turnovers: 26 by VMI (12-1-04)

TOP SINGLE GAME CROWDS

- 8474 vs. UNC Wilmington (1-22-05)
- 8472 vs. JMU (2-2-12)
- 8472 vs. VCU (2-11-12)
- 8472 vs. Drexel (2-25-12)
- 8460 vs. Missouri (12-30-11)
- 8460 vs. William & Mary (1-28-12)
- 8457 vs. Virginia Commonwealth (1-22-11)
- 8457 vs. James Madison (1-19-11)
- 8457 vs. Georgetown (1-12-10)
- 8457 vs. Richmond (12-1-10)
- 8457 vs. William & Mary (2-26-11)
- 8438 vs. Virginia Commonwealth (2-12-05)
- 8424 vs. North Carolina (11-24-02)
- 8424 vs. Virginia Tech (12-30-05)
- 8424 vs. Virginia Commonwealth (1-14-06)
- 8424 vs. James Madison (2-4-06)
- 8424 vs. Virginia Commonwealth (2-10-07)
- 8424 vs. Georgetown (11-28-07)
- 8424 vs. Virginia Tech (12-16-07)
- 8424 vs. Virginia Commonwealth (1-19-08)
- 8424 vs. George Mason (1-31-09)
- 8424 vs. Virginia Commonwealth (2-14-09)
- 8424 vs. George Mason (2-13-10)
- 8424 vs. Virginia Commonwealth (2-27-10)
- 8418 vs. Virginia Commonwealth (2-1-03)
- 8344 vs. George Mason (1-8-11)
- 8328 vs. Cleveland State (2-20-11)
- 8209 vs. George Mason (2-9-08)
- 8181 vs. Towson (1-29-11)
- 8080 vs. VCU (12-7-12)
- 8050 vs. Hofstra 2-23-05
- 8042 vs. Delaware (2-2-11)
- 8041 vs. George Mason (2-28-04)
- 8022 vs. Bucknell (2-23-08)
- 8015 vs. William and Mary (2-3-10)
- 8005 vs. Marist (2-18-06)

NO PLACE LIKE THE TED

| | |
|---------|------|
| 2002-03 | 8-6 |
| 2003-04 | 11-4 |
| 2004-05 | 14-1 |
| 2005-06 | 14-1 |
| 2006-07 | 15-2 |
| 2007-08 | 13-4 |
| 2008-09 | 16-3 |
| 2009-10 | 15-0 |
| 2010-11 | 14-2 |
| 2011-12 | 10-7 |

Totals: 130-30 (.818)



SPORTS INFORMATION

Asst. AD For Athletic Communications: Carol Hudson, Jr.
OFFICE PHONE: 757-683-3372
E-MAIL: chudson@odu.edu
HOME PHONE: 757-625-2061
ASST Communications Dir.: Eric Bohannon
E-Mail Address: ebohanno@odu.edu
ASST. Communications Dir: Ben Waring
E-Mail: bwarling@odu.edu
ASST AD CREATIVE SERVICES: Tina Price
E-MAIL ADDRESS: tprice@odu.edu
DIRECTOR OF CREATIVE SERVICES: Chris H. Brown
E-Mail Address: chenn@odu.edu
FAX NUMBER: 757-683-3119
DIRECTOR OF BROADCASTING: Ted Alexander
E-Mail Address: t2alexan@odu.edu
MAIL ADDRESS: Rm. 1102/ Jim Jarrett Athletic Admin. Bldg/Norfolk, Va. 23529-0201
PRESS ROW NUMBERS: 757-683-5596
ATHLETIC TICKET OFFICE: 757-683-4444
RADIO STATIONS OF THE MONARCHS: WXEZ 94.1/ESPN1310
PHONE: 757-434-0746
STATION PHONE: 757-671-1000
STATION FAX: 757-671-1313
CONSTANT CENTER CONTACT: Mike Fryling
OFFICE PHONE: 757-683-5762

2012-2013 MONARCH BASKETBALL

OLD DOMINION UNIVERSITY

ODU 1,000 CAREER PT. CLUB

| | | | | |
|----------------------|-----|---------|-------|------|
| 1. Valentine, Ronnie | 101 | 976-80 | 2,204 | 21.8 |
| 2. Anthony, Leo | 82 | 1957-61 | 2,181 | 26.6 |
| 3. Hodge, Odell | 128 | 1992-97 | 2,117 | 16.5 |
| 4. Sessoms, Petey | 123 | 1991-95 | 1,985 | 16.1 |
| 5. Carver, Anthony | 110 | 1986-90 | 1,958 | 17.8 |
| 6. Gatling, Chris | 85 | 1988-91 | 1,811 | 21.3 |
| 7. McAdoo, Ronnie | 118 | 1978-82 | 1,776 | 15.1 |
| 8. Twardzik, Dave | 82 | 1969-72 | 1,660 | 20.2 |
| 9. Copeland, Joel | 81 | 1970-74 | 1,657 | 20.5 |
| 10. Loughton, Alex | 124 | 2002-06 | 1,646 | 13.3 |
| 11. Lee, Gerald | 137 | 2007-10 | 1,624 | 11.9 |
| 12. Gattison, Kenny | 122 | 1982-86 | 1,623 | 13.3 |
| 13. Jackson, Keith | 117 | 1989-93 | 1,592 | 13.6 |
| 14. McDonald, Darrin | 113 | 1985-90 | 1,564 | 13.8 |
| 15. Thomas, Keith | 121 | 1982-86 | 1,530 | 12.6 |

ODU ALL TIME REBOUNDERS

| | | | | | |
|-----------------------|-----|----|---------|-------|------|
| 1. Leddy, Randy | 90 | 4 | 1962-66 | 1,153 | 12.8 |
| 2. West, Mark | 117 | 4 | 1979-83 | 1,113 | 9.5 |
| 3. Hodge, Odell | 128 | 4+ | 1992-97 | 1,086 | 8.5 |
| 4. Washington, Wilson | 81 | 3 | 1975-77 | 1,011 | 12.5 |
| 5. Gattison, Kenny | 122 | 4 | 1982-86 | 963 | 7.9 |
| 6. McAdoo, Ronnie | 118 | 4 | 1978-82 | 953 | 8.1 |
| 7. Loughton, Alex | 124 | 4 | 2002-06 | 952 | 7.7 |
| 8. Valentine, Ronnie | 101 | 4 | 1976-80 | 949 | 9.4 |
| 9. Copeland, Joel | 81 | 4 | 1970-74 | 939 | 11.6 |
| 10. Hassell, Frank | 138 | 4 | 2008-11 | 909 | 6.6 |
| 11. Gatling, Chris | 85 | 3 | 1988-91 | 859 | 10.1 |

ALL TIME GAMES PLAYED

| | | |
|---------------------|---------|-----|
| 1. Kent Bazemore | 2008-12 | 140 |
| 2. Ben Finney | 2008-11 | 139 |
| 3. Frank Hassell | 2008-11 | 138 |
| Darius James | 2008-11 | 138 |
| 5. Gerald Lee | 2007-10 | 137 |
| 6. Jonathan Adams | 2006-09 | 135 |
| 7. Brian Henderson | 2005-08 | 134 |
| 8. Marquel DeLancey | 2009-12 | 132 |
| 9. Drew Williamson | 2004-07 | 130 |
| 10. Valdas Vasylius | 2004-07 | 129 |
| Arnaud Dahi | 2004-07 | 129 |
| 12. E.J. Sherod | 1993-97 | 128 |
| Odell Hodge | 1992-97 | 128 |
| 14. Brandon Johnson | 2005-08 | 127 |
| 15. Keyon Carter | 2008-11 | 127 |

ODU ALL TIME STEALS LEADERS

| | | |
|----------------------|------------|-----|
| 1. Smith, Frank | 1984-88 | 295 |
| 2. Bazemore, Kent | 2009-pres. | 250 |
| 3. Brandon Johnson | 2005-08 | 238 |
| 4. Drew Williamson | 2004-07 | 215 |
| T5. Byers, Mike | 1995-99 | 189 |
| T5. Finney, Ben | 2008-11 | 189 |
| 7. Caruthers, Joey | 1973-77 | 188 |
| 8. Robinson, Grant | 1979-83 | 184 |
| 9. Swann, Kevin | 1989-94 | 179 |
| 10. McDonald, Darrin | 1985-90 | 165 |
| 11. Thomas, Keith | 1982-86 | 160 |

ODU IN THE CAA

ODU has won more CAA Titles than any other current member.

- 6 ODU (1992, 1995, 1997, 2005, 2010, 2011)
- 5 VCU
- 4 George Mason
- 4 UNCW

ODU ALL TIME CAA RECORD

| | | |
|---------|------|------------|
| 1991-92 | 8-6 | 4th* |
| 1992-93 | 11-3 | 2nd |
| 1993-94 | 10-4 | 1st |
| 1994-95 | 12-2 | 1st* |
| 1995-96 | 12-4 | 2nd |
| 1996-97 | 10-6 | 1st* |
| 1997-98 | 8-8 | 4th |
| 1998-99 | 10-6 | 2nd |
| 1999-00 | 6-10 | 6th |
| 2000-01 | 7-9 | 5th |
| 2001-02 | 7-11 | 6th |
| 2002-03 | 9-9 | 6th |
| 2003-04 | 11-7 | 4th |
| 2004-05 | 15-3 | 1st* |
| 2005-06 | 13-5 | 4th |
| 2006-07 | 15-3 | 2nd |
| 2007-08 | 11-7 | 4th |
| 2008-09 | 12-6 | 3rd (tied) |
| 2009-10 | 15-3 | 1st* |
| 2010-11 | 14-4 | 2nd* |
| 2011-12 | 13-5 | 4th |

* Won CAA Tournament

ODU WINS OVER NATIONALLY RANKED TEAMS

Since 1976-77 ODU has beaten 10 nationally ranked teams in 37 games.

| | | |
|---------|---|---|
| 2009-10 | W | at #11 Georgetown, 61-57 |
| 2006-07 | W | at #8 Georgetown, 75-62 |
| 1994-95 | W | #9 Villanova, 89-81 (3 ot)-NCAA 1st Round |
| 1993-94 | W | #22 Virginia, 76-69 (Norfolk Scope) |
| 1985-86 | W | at #19 Richmond, 62-59 |
| | W | at #20 Western Kentucky, 62-59 |
| | W | #19 Western Kentucky, 74-61 (Norfolk Scope) |
| 1984-85 | W | at #20 UAB, 59-58 |
| 1980-81 | W | at #1 DePaul, 63-62 |
| 1979-80 | W | #3 Syracuse, 68-67 (Norfolk Scope) |



2012-2013 MONARCH BASKETBALL

OLD DOMINION UNIVERSITY

ALL-TIME SERIES WITH CAA TEAMS

Delaware

Series Record: ODU leads, 14-7
Last UD Win: 1-5-13; 84-72 (H)
Last ODU Win: 3-3-12; 88-74 (CAA Tournament)

Drexel

Series Record: ODU Leads, 11-8
Last Drexel Win: 3-4-12; 78-51 (CAA Tournament)
Last ODU Win: 1-16-10; 71-48 (H)

George Mason

Series: ODU Leads, 34-20
Last Mason Win: 1-10-13; 71-46 (A)
Last ODU Win: 1-8-11; 69-65 (H)

Hofstra

Series Record: ODU Leads, 15-8
Last ODU Win: 1-14-12; 69-61 (H)
Last Hofstra win: 2-10-9; 60-51 (A)

James Madison

Series Record: ODU leads, 55-24
Last ODU Win: 2-2-12 ; 80-71 (H)
Last JMU Win: 1-7-09; 70-62 (A)

UNCW

Series Record: ODU Leads, 29-18
Last ODU Win: 2-14-12; 81-64 (H)
Last UNCW Win: 1-16-13; 65-60 (H)

Towson

Series: ODU Leads, 26-1
Last TU WIN: 2001-02, 67-56 (H)
Last ODU Win: 1-18-12; 71-41 (A)

William & Mary

Series Record: ODU Leads 66-17
Last ODU Win: 2-8-12; 70-51 (A)
Last W&M Win: 12-1-12; 71-62 (A)

Georgia State

Series: ODU Leads 15-2
Last GSU Win: 1-3-09; 55-45 (H)
Last ODU Win: 2-22-12; 65-60 (OT) (A)

Northeastern

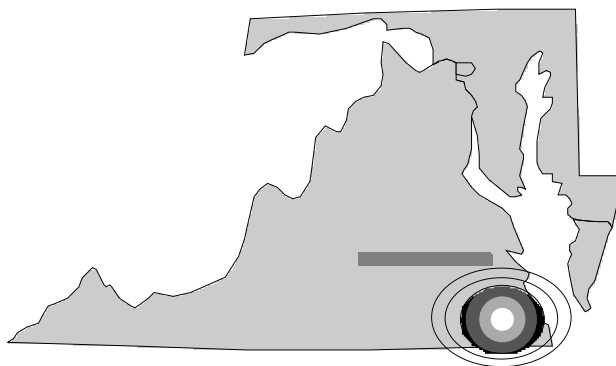
Series Record: ODU Leads, 7-4
Last NU Win: -30-10, NU, 74-64 (A)
Last ODU Win: 1-23-12, ODU, 69-57 (H)

DID YOU KNOW

- ESPN Sportscenter anchor Jay Harris is a 1987 ODU graduate.
- Of the nine Monarchs who have played in the NBA, two were first round draft picks. Chris Gatling (16th overall in 1991 by Golden State) and Cal Bowdler (17th overall in 1999 by Atlanta). Gatling played in the 1997 NBA all-star game.
- The nickname of the state of Virginia is the "Old Dominion."
- Baseball pitcher Justin Verlander (2012) helped the Detroit Tigers reach the World Series and was named AL Rookie of the Year. In 2011, Verlander was named AL MVP and Cy Young Winner
- Former ODU cheerleader, Mary Maniscalco-Theberge ('78) is the first female to hold the position of Chief of Surgery at Walter Reed Army Medical Center.

ABOUT NORFOLK / HAMPTON ROADS AREA

- The Hampton Roads area is comprised of seven cities and has a combined population of approximately 1.5 million, making it the 27th largest metropolitan area in the United States.
- Virginia Beach is the world's largest resort city and largest populated city in Virginia.
- Virginia Beach has the longest stretch of beach in the World (approx. 27 miles) and has more hotels than any other city its size.
- Norfolk, 1998 Best Big City in the South by Money Magazine, is home to the world's largest Naval installation.
- Norfolk is home to the Norfolk Tides, the Baltimore Orioles AAA affiliate and resides in Norfolk's 12,000 seat Harbor Park in downtown Norfolk.



KENT BAZEMORE NBA UPDATE

The two-time CAA Defensive Player of the Year, Kent Bazemore has appeared in 22 games thus far for the Golden State Warriors. He is currently averaging 1.2 points per game. He scored six points, four rebounds with five assists against Miami on Jan. 16 in 18 minutes. He Also scored four points against Atlanta on Dec. 15.



HISTORY

FIRST YEAR OF BASKETBALL: 1930-31
OVERALL ALL-TIME RECORD: 1240-857 (.591) (82 years)
FIRST YEAR OF DIV. I. BASKETBALL: 1976-77
DIVISION I ALL-TIME RECORD: 683-430 (.608) (36 yrs)
NO. YRS IN NCAA TRN/LAST: 11/ 2011, lost to #8 seed Butler, 60-58
NO. YRS IN NIT TRN/LAST: 10/ 2006 semi-finals, lost to Michigan, 66-43

2012-2013 MONARCH BASKETBALL

OLD DOMINION UNIVERSITY

TRACKING THE MONARCHS

ON THE INTERNET

The official Old Dominion athletics website at www.odusports.com carries the most up-to-date information on the Monarchs. Bios, game stories, stats, and box scores can be found along with game notes the morning of the scheduled contest. Live play-by-play statistics from Gametracker is available for all Monarch home games at the Ted Constant Convocation Center and selected road games.



ON THE RADIO

The Monarch games are aired on ESPN 94.1 FM, a 40,000 watt station with a signal strength that stretches to the Northern Neck and Eastern Shore, west to Richmond and south to northeastern North Carolina.



STREAMING THE GAME

All fans can now watch and listen to the Monarchs over the internet with MonarchTV Access to all Old Dominion's contests both home and away. All home games will be videostreamed live from the Constant Center. Fans can enjoy both for a monthly fee of \$7.95 or \$54.95 for the 2011-12 athletic season. Users may have to install Microsoft Silverlight.

ODU SETS SCHOOL ATTENDANCE MARK

SEASON TICKETS SOLD OUT

The second year in a row, ODU has sold out of its 5,000 season tickets for the lower bowl of the Constant Center.

During the 2010-11 season, ODU sold out five home games and nine were crowds of over 8,000 to bring the season attendance average to 7,745 breaking the previous mark of 7,492 in the 1979-80 season.

TOP SEVEN ODU HOME ATTENDANCES

| | | |
|----|---------|-------|
| 1. | 2010-11 | 7,745 |
| 2. | 2011-12 | 7,629 |
| 3. | 1979-80 | 7,492 |
| 4. | 1977-78 | 7,317 |
| 5. | 1980-81 | 7,002 |
| 6. | 2009-10 | 6,995 |
| 7. | 2007-08 | 6,756 |

MEET THE MONARCHS

Old Dominion Athletic Foundation Breakfast at the Ted Constant Convocation Center Big Blue Room.

7:30 a.m. - 9:00 a.m. • \$5.00

Jan. 4, 2013

Jan. 18, 2013

Feb. 15, 2013



ATHLETICS

Old Dominion University's athletic program is among the most successful in the United States, boasting 32 team and individual national championships, including three in women's basketball, nine in field hockey, 15 in sailing, a men's basketball Division II title, three individual wrestling Division II national championships, and one women's tennis clay court national crown.

The Department of Intercollegiate Athletics is home for Old Dominion University's 18 varsity programs for men and women. ODU offers competitive programs for student-athletes in the following sports: men's and women's soccer, field hockey, men's and women's sailing, men's and women's basketball, wrestling, men's and women's golf, men's and women's tennis, baseball, and women's rowing. Football began in the fall of 2009, and in just its third year advanced to the FCS Playoffs. ODU also plans to begin softball and women's volleyball in the near future.

Old Dominion University is a Division I member of the National Collegiate Athletic Association (NCAA) and the Colonial Athletic Association (CAA). The 12 teams of the Colonial Athletic Association include: The University of Delaware in Newark, DE, Drexel University in Philadelphia, PA, George Mason University in Fairfax, VA, Georgia State University in Atlanta, GA, Hofstra University in Hempstead, NY, James Madison University in Harrisonburg, VA, the University of North Carolina at Wilmington in Wilmington, NC, Northeastern University in Boston, MA, Towson University in Towson, MD, and the College of William and Mary in Williamsburg, VA.

TICKET INFORMATION

Season tickets may be purchased through the Old Dominion University Ticket Office for all home games. Prices are \$210 for adults. University Faculty/Staff, Military, Young Alumni, and senior citizens (55 or older) can purchase season tickets for \$192. Family Plan tickets allow a family of two adults and two children (17 years and younger) to purchase season tickets for only \$420. Individual games are \$16 for adults and \$13 for children, University faculty/staff and military. For additional information, contact the ticket office at 757-683-4444 or the website at WWW.ODUSPORTS.COM.

ODU ON NATIONAL TV

| | | | |
|---------|---------|---------------------|-------|
| 2011-12 | Dec. 30 | vs. Missouri | ESPNU |
| 2010-11 | Jan. 13 | at Drexel | ESPNU |
| | Jan. 29 | vs. Towson | ESPNU |
| | Feb. 12 | at VCU | ESPN2 |
| | Feb. 20 | vs. Cleveland State | ESPN2 |
| | Feb. 24 | at JMU | ESPNU |
| | Mar. 7 | vs. VCU | ESPN |

2005-06

Reached the NIT semi-finals (ESPN2)
Wisconsin - Fox College Sports - Paradise Jam Final
ESPN2 - VCU, Marist, Hofstra (NIT), Michigan (NIT)

1985-86

On ESPN 6 times and CBS once (vs. Duke in NCAA 2nd round)

2012-2013 MONARCH BASKETBALL

OLD DOMINION UNIVERSITY

PROPOSED ODU PRACTICE FACILITY GETS GENEROUS GIFT

The proposed basketball practice facility at Old Dominion University is one step closer to reality with the announcement today of a generous gift from Elza Mitchum of Chesapeake, VA., and the Mitchum family to the Old Dominion Athletic Foundation to name the practice facility in honor of their parents.

“The Mitchum Family has been a part of the ODU family for quite some time. Several family members have attended the university, and sports have played a significant role in our family’s lives,” says Elza Mitchum. “We have been blessed with sustained business growth, and now wish to share in our success with a gift to ODU, in honor of our parents, Bennett & Blanche Mitchum for The Bennett & Blanche Mitchum Basketball Practice Facility. We are extremely pleased and proud that the facility will be of major importance to the ODU Basketball Program for years to come.”

The basketball support complex will be adjacent to the Ted Constant Convocation Center on Monarch Way, and will be home for both the men’s and women’s basketball programs. The state of the art facility will include practice courts, offices, locker rooms, a lounge and weight training room.

“We are extremely grateful for Elza Mitchum, his family and their business C & M Industries for their support of this critical basketball practice facility project. Their generosity will positively impact future generations of ODU men’s and women’s basketball student athletes and coaches”, remarks director of athletics Dr. Wood Selig. “Not only is the Mitchum family supporting ODU, but they are creating an everyday reminder of Bennett and Blanche Mitchum that will memorialize the significant role they served within their family. What a wonderful gesture for their family and our ODU community,” says Dr. Wood Selig, the Old Dominion University director of athletics.

The basketball programs are currently housed in the Jim Jarrett Athletic Administration Building, where they have resided since 1991. The completion of the new facility will allow both teams to be located adjacent to their playing facility at the Constant Center.

“Building a new practice facility adjacent to the Ted has tremendous benefits for our program and will keep our program on the cutting edge of our sport and extremely competitive on a regional and national basis, especially now as we prepare to enter Conference USA,” says Monarch head coach Blaine Taylor. “We are very grateful to the Mitchum family for this generous gift that moves us closer to completing this outstanding facility.”



2012-2013 MONARCH BASKETBALL

OLD DOMINION UNIVERSITY

2012-13 OPTIMA HEALTH CHALLENGE STANDINGS

For the second consecutive year, William and Mary and Old Dominion have partnered with title sponsor, Optima Health, for the Optima Health Challenge.

The Optima Health Challenge is a running score of all the direct competitions between the two schools, with a champion being named at the end of the 2012-13 athletic season and receiving the Optima Health Trophy.

The scoring system awards 10 points for the overall winner in every regular season ODU-W&M athletic competition (for instance, in football, the winner of the Nov. 12th matchup will receive 10 points; in baseball, the winner of the regular season three-game series will receive 10 points).

A total of 120 points (10 points for Football, 10 points for MBB, 10 points for WBB, and 10 points per nine Olympic Sports) will be awarded for 2012-13. The winning school will be the first to tally 65 points.

2012-13 Optima Health Challenge Final Standings

| Sport | Pts. Remaining | W&M | ODU |
|---------------|----------------|-----------|-----------|
| Football | 0 | | 10 |
| M. Soccer | 0 | 10 | |
| W. Soccer | 0 | 10 | |
| Field Hockey | 0 | | 10 |
| M. Basketball | 10 | 5 | |
| W. Basketball | 10 | | |
| M. Swimming | 10 | | |
| W. Swimming | 10 | | |
| Baseball | 10 | | |
| Lacrosse | 10 | | |
| M. Tennis | 10 | | |
| W. Tennis | 10 | | |
| Totals | 85 | 25 | 20 |

School needs 65 points to win.



2011-12 BOX SCORES

| November 9, 2012 Constant Center * Norfolk, VA | November 10, 2012 Constant Center * Norfolk, VA | November 11, 2012 Constant Center * Norfolk, VA | November 17, 2012 Wolstein Center * Cleveland, OH | | | | | | | | | | | | | | | | | | | | | | | | | | | | | | | | | | | | | | | | | | | | | | | | | | | | | | | | | | | | | | | | | | | | | | | | | | | | | | | | | | | | | | | | | | | | | | | | | | | | | | | | | | | | | | | | | | | | | | | | | | | | | | | | | | | | | | | | | | | | | | | | | | | | | | | | | | | | | | | | | | | | | | | | | | | | | | | | | | | | | | | | | | | | | | | | | | | | | | | | | | | | | | | | | | | | | | | | | | | | | | | | | | | | | | | | | | | | | | | | | | | | | | | | | | | | | | | | | | | | | | | | | | | | | | | | | | | | | | | | | | | | | | | | | | | | | | | | | | | | | | | | | | | | | | | | | | | | | | | | | | | | | | | | | | | | | | | | | | | | | | | | | | | | | | |
|---|--|---|---|-----------|-----------|-----------|-----|-----------|----|-----------|-----|-----|-----|----|---------|----|----------|-----|-----|-----|----|-----------|----|----------|-----|------|-----|----|---------|----|------|-----|-----|-----|----|---------|----|-------|-----|------|-----|---|------------|----|---------|-----|-----|-----|---|-----------|----|---------|-----|-----|-----|----|---------|----|----------|-----|-----|-----|---|----------|---|--------|-----|-----|-----|---|------|---|------|--|--|--|--|---------------|------------|---------------|--------------|--------------|--------------|-----------|---|-----------|-----|-----|-----|-----|---|----|--------|----|-----|-----|---|---|----|---------|----|------|-----|---|---|----|---------|----|-----|-----|---|---|----|---------|----|------|-----|---|---|----|---------|----|------|-----|---|---|----|---------|----|------|-----|---|---|----|--------|----|------|-----|---|---|----|---------|----|------|-----|----|---|----|---------|----|-----|-----|---|---|----|---------|---|-----|-----|---|---|---|---------------|------------|--------------|--------------|-----------|-----------|-----------|--|--|-----|-----|-----|-----|---|---------------|------------|--------------|-------------|-----------|-----------|-----------|--|---------|-----|-----|-----|-----|---|----|---------|----|------|-----|---|---|----|--------|----|-----|-----|---|---|---|---------|----|-----|------|---|---|----|----------|----|-------|-----|---|---|----|---------|----|------|-----|---|---|----|-------|----|-----|-----|---|---|---|--------|----|-----|-----|---|---|---|----------|----|-----|-----|---|---|---|---------------|------------|--------------|--------------|-----------|-----------|-----------|--|--|-----|-----|-----|-----|---|---------------|------------|--------------|--------------|-----------|-----------|-----------|--|----------|-----|------|-----|-----|---|----|--------------|----|-----|-----|---|---|----|---------|----|------|-----|---|---|----|----------|----|------|-----|---|---|----|---------|----|-----|-----|---|---|---|---------|----|-----|------|---|---|----|--------|----|-----|-----|---|---|----|--------|----|------|-----|---|---|----|--------|----|-----|-----|---|---|---|------------|----|-----|-----|---|---|---|---------------|------------|--------------|--------------|-----------|-----------|-----------|---------------|------------|--------------|--------------|-----------|-----------|-----------|
| HOLY CROSS 46 OLD DOMINION 45 | MORGAN STATE 61 OLD DOMINION 72 | UTSA 79 OLD DOMINION 70 | OLD DOMINION 67 CSU 55 | | | | | | | | | | | | | | | | | | | | | | | | | | | | | | | | | | | | | | | | | | | | | | | | | | | | | | | | | | | | | | | | | | | | | | | | | | | | | | | | | | | | | | | | | | | | | | | | | | | | | | | | | | | | | | | | | | | | | | | | | | | | | | | | | | | | | | | | | | | | | | | | | | | | | | | | | | | | | | | | | | | | | | | | | | | | | | | | | | | | | | | | | | | | | | | | | | | | | | | | | | | | | | | | | | | | | | | | | | | | | | | | | | | | | | | | | | | | | | | | | | | | | | | | | | | | | | | | | | | | | | | | | | | | | | | | | | | | | | | | | | | | | | | | | | | | | | | | | | | | | | | | | | | | | | | | | | | | | | | | | | | | | | | | | | | | | | | | | | | | | | | | | | | | | | |
| HOLY CROSS <table border="1" style="width: 100%; border-collapse: collapse;"> <thead> <tr> <th></th> <th>MIN</th> <th>FG</th> <th>FT</th> <th>Reb</th> <th>A</th> <th>TP</th> </tr> </thead> <tbody> <tr><td>Dudzinski</td><td>30</td><td>3-12</td><td>0-0</td><td>6</td><td>0</td><td>6</td></tr> <tr><td>Beans</td><td>31</td><td>2-8</td><td>0-1</td><td>4</td><td>0</td><td>6</td></tr> <tr><td>Burrell</td><td>29</td><td>6-13</td><td>0-1</td><td>6</td><td>1</td><td>15</td></tr> <tr><td>Miller</td><td>28</td><td>1-3</td><td>0-0</td><td>3</td><td>4</td><td>3</td></tr> <tr><td>Stevens</td><td>34</td><td>0-8</td><td>0-0</td><td>4</td><td>3</td><td>0</td></tr> <tr><td>Goens</td><td>10</td><td>0-1</td><td>0-0</td><td>1</td><td>3</td><td>0</td></tr> <tr><td>Hamilton</td><td>28</td><td>4-9</td><td>5-7</td><td>4</td><td>1</td><td>15</td></tr> <tr><td>Morgan</td><td>3</td><td>0-0</td><td>0-0</td><td>1</td><td>0</td><td>0</td></tr> <tr><td>Baker</td><td>7</td><td>0-0</td><td>1-2</td><td>1</td><td>0</td><td>1</td></tr> <tr><td>Team</td><td></td><td></td><td></td><td></td><td></td><td></td></tr> <tr><td>Totals</td><td>200</td><td>16-54</td><td>6-11</td><td>30</td><td>12</td><td>46</td></tr> </tbody> </table> <p>Percentages: FG- .296 FT- .545 3FG- .333 (Beans 2-5, Burrell 3-7, Miller 1-1, Stevens 0-5, Hamilton 2-6) Turnovers - 12 (Dudzinski 5, Beans 3, Burrell 1, Miller 1, Stevens 1, Morgan 1) Steals - 5 (Dudzinski 1, Beans 2, Stevens 1, Baker 1) Blocks - 2 (Beans 1, Baker 1)</p> | | MIN | FG | FT | Reb | A | TP | Dudzinski | 30 | 3-12 | 0-0 | 6 | 0 | 6 | Beans | 31 | 2-8 | 0-1 | 4 | 0 | 6 | Burrell | 29 | 6-13 | 0-1 | 6 | 1 | 15 | Miller | 28 | 1-3 | 0-0 | 3 | 4 | 3 | Stevens | 34 | 0-8 | 0-0 | 4 | 3 | 0 | Goens | 10 | 0-1 | 0-0 | 1 | 3 | 0 | Hamilton | 28 | 4-9 | 5-7 | 4 | 1 | 15 | Morgan | 3 | 0-0 | 0-0 | 1 | 0 | 0 | Baker | 7 | 0-0 | 1-2 | 1 | 0 | 1 | Team | | | | | | | Totals | 200 | 16-54 | 6-11 | 30 | 12 | 46 | MORGAN STATE <table border="1" style="width: 100%; border-collapse: collapse;"> <thead> <tr> <th></th> <th>MIN</th> <th>FG</th> <th>FT</th> <th>Reb</th> <th>A</th> <th>TP</th> </tr> </thead> <tbody> <tr><td>Heath</td><td>12</td><td>1-1</td><td>0-0</td><td>3</td><td>0</td><td>2</td></tr> <tr><td>Jackson</td><td>20</td><td>5-10</td><td>1-5</td><td>5</td><td>1</td><td>13</td></tr> <tr><td>Chiles</td><td>31</td><td>3-9</td><td>0-1</td><td>5</td><td>1</td><td>6</td></tr> <tr><td>Hubbard</td><td>36</td><td>6-11</td><td>0-0</td><td>5</td><td>2</td><td>13</td></tr> <tr><td>Bozeman</td><td>30</td><td>2-8</td><td>0-0</td><td>2</td><td>5</td><td>6</td></tr> <tr><td>Pretlow</td><td>3</td><td>0-0</td><td>0-0</td><td>0</td><td>2</td><td>0</td></tr> <tr><td>Black</td><td>31</td><td>6-11</td><td>4-9</td><td>5</td><td>3</td><td>16</td></tr> <tr><td>Bailey</td><td>5</td><td>0-0</td><td>0-0</td><td>2</td><td>0</td><td>0</td></tr> <tr><td>Simpson</td><td>3</td><td>1-3</td><td>0-0</td><td>1</td><td>0</td><td>3</td></tr> <tr><td>Blossom</td><td>5</td><td>0-1</td><td>0-0</td><td>1</td><td>0</td><td>0</td></tr> <tr><td>Duncan</td><td>24</td><td>1-4</td><td>0-2</td><td>4</td><td>1</td><td>2</td></tr> <tr><td>Team</td><td></td><td></td><td></td><td></td><td></td><td></td></tr> <tr><td>Totals</td><td>200</td><td>25-58</td><td>5-17</td><td>36</td><td>15</td><td>61</td></tr> </tbody> </table> <p>Percentages: FG- .431 FT- .294 3FG- .300 (Jackson 2-5, Hubbard 1-4, Bozeman 2-16, Black 0-2, Simpson 1-3) Turnovers - 15 (Heath 1, Jackson 3, Chiles 2, Hubbard 3, Bozeman 1, Pretlow 2, Black 2, Duncan 1) Steals - 5 (Jackson 1, Hubbard 1, Bozeman 1, Black 2) Blocks - 4 (Chiles 1, Simpson 1, Duncan 2)</p> | | MIN | FG | FT | Reb | A | TP | Heath | 12 | 1-1 | 0-0 | 3 | 0 | 2 | Jackson | 20 | 5-10 | 1-5 | 5 | 1 | 13 | Chiles | 31 | 3-9 | 0-1 | 5 | 1 | 6 | Hubbard | 36 | 6-11 | 0-0 | 5 | 2 | 13 | Bozeman | 30 | 2-8 | 0-0 | 2 | 5 | 6 | Pretlow | 3 | 0-0 | 0-0 | 0 | 2 | 0 | Black | 31 | 6-11 | 4-9 | 5 | 3 | 16 | Bailey | 5 | 0-0 | 0-0 | 2 | 0 | 0 | Simpson | 3 | 1-3 | 0-0 | 1 | 0 | 3 | Blossom | 5 | 0-1 | 0-0 | 1 | 0 | 0 | Duncan | 24 | 1-4 | 0-2 | 4 | 1 | 2 | Team | | | | | | | Totals | 200 | 25-58 | 5-17 | 36 | 15 | 61 | UTSA <table border="1" style="width: 100%; border-collapse: collapse;"> <thead> <tr> <th></th> <th>MIN</th> <th>FG</th> <th>FT</th> <th>Reb</th> <th>A</th> <th>TP</th> </tr> </thead> <tbody> <tr><td>Hill</td><td>38</td><td>6-12</td><td>0-0</td><td>9</td><td>3</td><td>14</td></tr> <tr><td>Sims</td><td>33</td><td>3-7</td><td>0-2</td><td>5</td><td>0</td><td>9</td></tr> <tr><td>Wilkins</td><td>23</td><td>1-1</td><td>2-2</td><td>2</td><td>2</td><td>4</td></tr> <tr><td>Hale III</td><td>28</td><td>10-14</td><td>5-6</td><td>3</td><td>3</td><td>29</td></tr> <tr><td>Burrage</td><td>36</td><td>6-15</td><td>5-6</td><td>6</td><td>3</td><td>20</td></tr> <tr><td>Price</td><td>11</td><td>0-1</td><td>0-0</td><td>0</td><td>1</td><td>0</td></tr> <tr><td>Thomas</td><td>13</td><td>0-1</td><td>1-2</td><td>3</td><td>0</td><td>1</td></tr> <tr><td>McGregor</td><td>16</td><td>1-2</td><td>0-0</td><td>2</td><td>2</td><td>1</td></tr> <tr><td>Wood</td><td>2</td><td>0-1</td><td>0-0</td><td>1</td><td>0</td><td>0</td></tr> <tr><td>Team</td><td></td><td></td><td></td><td></td><td></td><td></td></tr> <tr><td>Totals</td><td>200</td><td>27-54</td><td>13-18</td><td>34</td><td>14</td><td>79</td></tr> </tbody> </table> <p>Percentages: FG- .500 FT- .722 3FG- .462 (Hill 2-3, Sims 3-6, Hale III 4-7, Burrage 3-7, Price 0-1, Thomas 0-1, Wood 0-1) Turnovers - 18 (Hill 6, Sims 2, Wilkins 1, Burrage 3, Thomas 2, McGregor 2, Wood 1) Steals - 2 (Sims 1, Hale III 1) Blocks - 1 (Hill 2)</p> | | MIN | FG | FT | Reb | A | TP | Hill | 38 | 6-12 | 0-0 | 9 | 3 | 14 | Sims | 33 | 3-7 | 0-2 | 5 | 0 | 9 | Wilkins | 23 | 1-1 | 2-2 | 2 | 2 | 4 | Hale III | 28 | 10-14 | 5-6 | 3 | 3 | 29 | Burrage | 36 | 6-15 | 5-6 | 6 | 3 | 20 | Price | 11 | 0-1 | 0-0 | 0 | 1 | 0 | Thomas | 13 | 0-1 | 1-2 | 3 | 0 | 1 | McGregor | 16 | 1-2 | 0-0 | 2 | 2 | 1 | Wood | 2 | 0-1 | 0-0 | 1 | 0 | 0 | Team | | | | | | | Totals | 200 | 27-54 | 13-18 | 34 | 14 | 79 | OLD DOMINION <table border="1" style="width: 100%; border-collapse: collapse;"> <thead> <tr> <th></th> <th>MIN</th> <th>FG</th> <th>FT</th> <th>Reb</th> <th>A</th> <th>TP</th> </tr> </thead> <tbody> <tr><td>Wright</td><td>29</td><td>2-7</td><td>2-2</td><td>6</td><td>1</td><td>7</td></tr> <tr><td>Painter</td><td>17</td><td>2-7</td><td>2-4</td><td>4</td><td>0</td><td>6</td></tr> <tr><td>Palmore</td><td>29</td><td>3-9</td><td>3-3</td><td>7</td><td>5</td><td>9</td></tr> <tr><td>Clark</td><td>21</td><td>1-5</td><td>0-0</td><td>1</td><td>1</td><td>2</td></tr> <tr><td>Hill</td><td>27</td><td>1-6</td><td>8-10</td><td>7</td><td>1</td><td>10</td></tr> <tr><td>Bacote</td><td>21</td><td>5-7</td><td>3-6</td><td>1</td><td>2</td><td>15</td></tr> <tr><td>Batten</td><td>24</td><td>4-13</td><td>1-1</td><td>3</td><td>1</td><td>11</td></tr> <tr><td>Ross</td><td>19</td><td>5-9</td><td>0-0</td><td>6</td><td>0</td><td>4</td></tr> <tr><td>Larsen</td><td>13</td><td>0-2</td><td>0-0</td><td>2</td><td>0</td><td>0</td></tr> <tr><td>Team</td><td></td><td></td><td></td><td></td><td></td><td></td></tr> <tr><td>Totals</td><td>200</td><td>23-65</td><td>19-26</td><td>43</td><td>11</td><td>70</td></tr> </tbody> </table> <p>Percentages: FG- .354 FT- .731 3FG- .284 (Wright 1-3, Clark 0-3, Hill 0-1, Bacote 2-3, Batten 2, Ross 2) Steals - 7 (Palmore 2, Hill 3, Bacote 1) Blocks - 3 (Wright 2, Clark 1)</p> | | MIN | FG | FT | Reb | A | TP | Wright | 29 | 2-7 | 2-2 | 6 | 1 | 7 | Painter | 17 | 2-7 | 2-4 | 4 | 0 | 6 | Palmore | 29 | 3-9 | 3-3 | 7 | 5 | 9 | Clark | 21 | 1-5 | 0-0 | 1 | 1 | 2 | Hill | 27 | 1-6 | 8-10 | 7 | 1 | 10 | Bacote | 21 | 5-7 | 3-6 | 1 | 2 | 15 | Batten | 24 | 4-13 | 1-1 | 3 | 1 | 11 | Ross | 19 | 5-9 | 0-0 | 6 | 0 | 4 | Larsen | 13 | 0-2 | 0-0 | 2 | 0 | 0 | Team | | | | | | | Totals | 200 | 23-65 | 19-26 | 43 | 11 | 70 |
| | MIN | FG | FT | Reb | A | TP | | | | | | | | | | | | | | | | | | | | | | | | | | | | | | | | | | | | | | | | | | | | | | | | | | | | | | | | | | | | | | | | | | | | | | | | | | | | | | | | | | | | | | | | | | | | | | | | | | | | | | | | | | | | | | | | | | | | | | | | | | | | | | | | | | | | | | | | | | | | | | | | | | | | | | | | | | | | | | | | | | | | | | | | | | | | | | | | | | | | | | | | | | | | | | | | | | | | | | | | | | | | | | | | | | | | | | | | | | | | | | | | | | | | | | | | | | | | | | | | | | | | | | | | | | | | | | | | | | | | | | | | | | | | | | | | | | | | | | | | | | | | | | | | | | | | | | | | | | | | | | | | | | | | | | | | | | | | | | | | | | | | | | | | | | | | | | | | | | | | | | | | | | | |
| Dudzinski | 30 | 3-12 | 0-0 | 6 | 0 | 6 | | | | | | | | | | | | | | | | | | | | | | | | | | | | | | | | | | | | | | | | | | | | | | | | | | | | | | | | | | | | | | | | | | | | | | | | | | | | | | | | | | | | | | | | | | | | | | | | | | | | | | | | | | | | | | | | | | | | | | | | | | | | | | | | | | | | | | | | | | | | | | | | | | | | | | | | | | | | | | | | | | | | | | | | | | | | | | | | | | | | | | | | | | | | | | | | | | | | | | | | | | | | | | | | | | | | | | | | | | | | | | | | | | | | | | | | | | | | | | | | | | | | | | | | | | | | | | | | | | | | | | | | | | | | | | | | | | | | | | | | | | | | | | | | | | | | | | | | | | | | | | | | | | | | | | | | | | | | | | | | | | | | | | | | | | | | | | | | | | | | | | | | | | | |
| Beans | 31 | 2-8 | 0-1 | 4 | 0 | 6 | | | | | | | | | | | | | | | | | | | | | | | | | | | | | | | | | | | | | | | | | | | | | | | | | | | | | | | | | | | | | | | | | | | | | | | | | | | | | | | | | | | | | | | | | | | | | | | | | | | | | | | | | | | | | | | | | | | | | | | | | | | | | | | | | | | | | | | | | | | | | | | | | | | | | | | | | | | | | | | | | | | | | | | | | | | | | | | | | | | | | | | | | | | | | | | | | | | | | | | | | | | | | | | | | | | | | | | | | | | | | | | | | | | | | | | | | | | | | | | | | | | | | | | | | | | | | | | | | | | | | | | | | | | | | | | | | | | | | | | | | | | | | | | | | | | | | | | | | | | | | | | | | | | | | | | | | | | | | | | | | | | | | | | | | | | | | | | | | | | | | | | | | | | |
| Burrell | 29 | 6-13 | 0-1 | 6 | 1 | 15 | | | | | | | | | | | | | | | | | | | | | | | | | | | | | | | | | | | | | | | | | | | | | | | | | | | | | | | | | | | | | | | | | | | | | | | | | | | | | | | | | | | | | | | | | | | | | | | | | | | | | | | | | | | | | | | | | | | | | | | | | | | | | | | | | | | | | | | | | | | | | | | | | | | | | | | | | | | | | | | | | | | | | | | | | | | | | | | | | | | | | | | | | | | | | | | | | | | | | | | | | | | | | | | | | | | | | | | | | | | | | | | | | | | | | | | | | | | | | | | | | | | | | | | | | | | | | | | | | | | | | | | | | | | | | | | | | | | | | | | | | | | | | | | | | | | | | | | | | | | | | | | | | | | | | | | | | | | | | | | | | | | | | | | | | | | | | | | | | | | | | | | | | | | |
| Miller | 28 | 1-3 | 0-0 | 3 | 4 | 3 | | | | | | | | | | | | | | | | | | | | | | | | | | | | | | | | | | | | | | | | | | | | | | | | | | | | | | | | | | | | | | | | | | | | | | | | | | | | | | | | | | | | | | | | | | | | | | | | | | | | | | | | | | | | | | | | | | | | | | | | | | | | | | | | | | | | | | | | | | | | | | | | | | | | | | | | | | | | | | | | | | | | | | | | | | | | | | | | | | | | | | | | | | | | | | | | | | | | | | | | | | | | | | | | | | | | | | | | | | | | | | | | | | | | | | | | | | | | | | | | | | | | | | | | | | | | | | | | | | | | | | | | | | | | | | | | | | | | | | | | | | | | | | | | | | | | | | | | | | | | | | | | | | | | | | | | | | | | | | | | | | | | | | | | | | | | | | | | | | | | | | | | | | | |
| Stevens | 34 | 0-8 | 0-0 | 4 | 3 | 0 | | | | | | | | | | | | | | | | | | | | | | | | | | | | | | | | | | | | | | | | | | | | | | | | | | | | | | | | | | | | | | | | | | | | | | | | | | | | | | | | | | | | | | | | | | | | | | | | | | | | | | | | | | | | | | | | | | | | | | | | | | | | | | | | | | | | | | | | | | | | | | | | | | | | | | | | | | | | | | | | | | | | | | | | | | | | | | | | | | | | | | | | | | | | | | | | | | | | | | | | | | | | | | | | | | | | | | | | | | | | | | | | | | | | | | | | | | | | | | | | | | | | | | | | | | | | | | | | | | | | | | | | | | | | | | | | | | | | | | | | | | | | | | | | | | | | | | | | | | | | | | | | | | | | | | | | | | | | | | | | | | | | | | | | | | | | | | | | | | | | | | | | | | | |
| Goens | 10 | 0-1 | 0-0 | 1 | 3 | 0 | | | | | | | | | | | | | | | | | | | | | | | | | | | | | | | | | | | | | | | | | | | | | | | | | | | | | | | | | | | | | | | | | | | | | | | | | | | | | | | | | | | | | | | | | | | | | | | | | | | | | | | | | | | | | | | | | | | | | | | | | | | | | | | | | | | | | | | | | | | | | | | | | | | | | | | | | | | | | | | | | | | | | | | | | | | | | | | | | | | | | | | | | | | | | | | | | | | | | | | | | | | | | | | | | | | | | | | | | | | | | | | | | | | | | | | | | | | | | | | | | | | | | | | | | | | | | | | | | | | | | | | | | | | | | | | | | | | | | | | | | | | | | | | | | | | | | | | | | | | | | | | | | | | | | | | | | | | | | | | | | | | | | | | | | | | | | | | | | | | | | | | | | | | |
| Hamilton | 28 | 4-9 | 5-7 | 4 | 1 | 15 | | | | | | | | | | | | | | | | | | | | | | | | | | | | | | | | | | | | | | | | | | | | | | | | | | | | | | | | | | | | | | | | | | | | | | | | | | | | | | | | | | | | | | | | | | | | | | | | | | | | | | | | | | | | | | | | | | | | | | | | | | | | | | | | | | | | | | | | | | | | | | | | | | | | | | | | | | | | | | | | | | | | | | | | | | | | | | | | | | | | | | | | | | | | | | | | | | | | | | | | | | | | | | | | | | | | | | | | | | | | | | | | | | | | | | | | | | | | | | | | | | | | | | | | | | | | | | | | | | | | | | | | | | | | | | | | | | | | | | | | | | | | | | | | | | | | | | | | | | | | | | | | | | | | | | | | | | | | | | | | | | | | | | | | | | | | | | | | | | | | | | | | | | | |
| Morgan | 3 | 0-0 | 0-0 | 1 | 0 | 0 | | | | | | | | | | | | | | | | | | | | | | | | | | | | | | | | | | | | | | | | | | | | | | | | | | | | | | | | | | | | | | | | | | | | | | | | | | | | | | | | | | | | | | | | | | | | | | | | | | | | | | | | | | | | | | | | | | | | | | | | | | | | | | | | | | | | | | | | | | | | | | | | | | | | | | | | | | | | | | | | | | | | | | | | | | | | | | | | | | | | | | | | | | | | | | | | | | | | | | | | | | | | | | | | | | | | | | | | | | | | | | | | | | | | | | | | | | | | | | | | | | | | | | | | | | | | | | | | | | | | | | | | | | | | | | | | | | | | | | | | | | | | | | | | | | | | | | | | | | | | | | | | | | | | | | | | | | | | | | | | | | | | | | | | | | | | | | | | | | | | | | | | | | | |
| Baker | 7 | 0-0 | 1-2 | 1 | 0 | 1 | | | | | | | | | | | | | | | | | | | | | | | | | | | | | | | | | | | | | | | | | | | | | | | | | | | | | | | | | | | | | | | | | | | | | | | | | | | | | | | | | | | | | | | | | | | | | | | | | | | | | | | | | | | | | | | | | | | | | | | | | | | | | | | | | | | | | | | | | | | | | | | | | | | | | | | | | | | | | | | | | | | | | | | | | | | | | | | | | | | | | | | | | | | | | | | | | | | | | | | | | | | | | | | | | | | | | | | | | | | | | | | | | | | | | | | | | | | | | | | | | | | | | | | | | | | | | | | | | | | | | | | | | | | | | | | | | | | | | | | | | | | | | | | | | | | | | | | | | | | | | | | | | | | | | | | | | | | | | | | | | | | | | | | | | | | | | | | | | | | | | | | | | | | |
| Team | | | | | | | | | | | | | | | | | | | | | | | | | | | | | | | | | | | | | | | | | | | | | | | | | | | | | | | | | | | | | | | | | | | | | | | | | | | | | | | | | | | | | | | | | | | | | | | | | | | | | | | | | | | | | | | | | | | | | | | | | | | | | | | | | | | | | | | | | | | | | | | | | | | | | | | | | | | | | | | | | | | | | | | | | | | | | | | | | | | | | | | | | | | | | | | | | | | | | | | | | | | | | | | | | | | | | | | | | | | | | | | | | | | | | | | | | | | | | | | | | | | | | | | | | | | | | | | | | | | | | | | | | | | | | | | | | | | | | | | | | | | | | | | | | | | | | | | | | | | | | | | | | | | | | | | | | | | | | | | | | | | | | | | | | | | | | | | | | | | | | | | | | | | | | | | | | |
| Totals | 200 | 16-54 | 6-11 | 30 | 12 | 46 | | | | | | | | | | | | | | | | | | | | | | | | | | | | | | | | | | | | | | | | | | | | | | | | | | | | | | | | | | | | | | | | | | | | | | | | | | | | | | | | | | | | | | | | | | | | | | | | | | | | | | | | | | | | | | | | | | | | | | | | | | | | | | | | | | | | | | | | | | | | | | | | | | | | | | | | | | | | | | | | | | | | | | | | | | | | | | | | | | | | | | | | | | | | | | | | | | | | | | | | | | | | | | | | | | | | | | | | | | | | | | | | | | | | | | | | | | | | | | | | | | | | | | | | | | | | | | | | | | | | | | | | | | | | | | | | | | | | | | | | | | | | | | | | | | | | | | | | | | | | | | | | | | | | | | | | | | | | | | | | | | | | | | | | | | | | | | | | | | | | | | | | | | | |
| | MIN | FG | FT | Reb | A | TP | | | | | | | | | | | | | | | | | | | | | | | | | | | | | | | | | | | | | | | | | | | | | | | | | | | | | | | | | | | | | | | | | | | | | | | | | | | | | | | | | | | | | | | | | | | | | | | | | | | | | | | | | | | | | | | | | | | | | | | | | | | | | | | | | | | | | | | | | | | | | | | | | | | | | | | | | | | | | | | | | | | | | | | | | | | | | | | | | | | | | | | | | | | | | | | | | | | | | | | | | | | | | | | | | | | | | | | | | | | | | | | | | | | | | | | | | | | | | | | | | | | | | | | | | | | | | | | | | | | | | | | | | | | | | | | | | | | | | | | | | | | | | | | | | | | | | | | | | | | | | | | | | | | | | | | | | | | | | | | | | | | | | | | | | | | | | | | | | | | | | | | | | | | |
| Heath | 12 | 1-1 | 0-0 | 3 | 0 | 2 | | | | | | | | | | | | | | | | | | | | | | | | | | | | | | | | | | | | | | | | | | | | | | | | | | | | | | | | | | | | | | | | | | | | | | | | | | | | | | | | | | | | | | | | | | | | | | | | | | | | | | | | | | | | | | | | | | | | | | | | | | | | | | | | | | | | | | | | | | | | | | | | | | | | | | | | | | | | | | | | | | | | | | | | | | | | | | | | | | | | | | | | | | | | | | | | | | | | | | | | | | | | | | | | | | | | | | | | | | | | | | | | | | | | | | | | | | | | | | | | | | | | | | | | | | | | | | | | | | | | | | | | | | | | | | | | | | | | | | | | | | | | | | | | | | | | | | | | | | | | | | | | | | | | | | | | | | | | | | | | | | | | | | | | | | | | | | | | | | | | | | | | | | | |
| Jackson | 20 | 5-10 | 1-5 | 5 | 1 | 13 | | | | | | | | | | | | | | | | | | | | | | | | | | | | | | | | | | | | | | | | | | | | | | | | | | | | | | | | | | | | | | | | | | | | | | | | | | | | | | | | | | | | | | | | | | | | | | | | | | | | | | | | | | | | | | | | | | | | | | | | | | | | | | | | | | | | | | | | | | | | | | | | | | | | | | | | | | | | | | | | | | | | | | | | | | | | | | | | | | | | | | | | | | | | | | | | | | | | | | | | | | | | | | | | | | | | | | | | | | | | | | | | | | | | | | | | | | | | | | | | | | | | | | | | | | | | | | | | | | | | | | | | | | | | | | | | | | | | | | | | | | | | | | | | | | | | | | | | | | | | | | | | | | | | | | | | | | | | | | | | | | | | | | | | | | | | | | | | | | | | | | | | | | | |
| Chiles | 31 | 3-9 | 0-1 | 5 | 1 | 6 | | | | | | | | | | | | | | | | | | | | | | | | | | | | | | | | | | | | | | | | | | | | | | | | | | | | | | | | | | | | | | | | | | | | | | | | | | | | | | | | | | | | | | | | | | | | | | | | | | | | | | | | | | | | | | | | | | | | | | | | | | | | | | | | | | | | | | | | | | | | | | | | | | | | | | | | | | | | | | | | | | | | | | | | | | | | | | | | | | | | | | | | | | | | | | | | | | | | | | | | | | | | | | | | | | | | | | | | | | | | | | | | | | | | | | | | | | | | | | | | | | | | | | | | | | | | | | | | | | | | | | | | | | | | | | | | | | | | | | | | | | | | | | | | | | | | | | | | | | | | | | | | | | | | | | | | | | | | | | | | | | | | | | | | | | | | | | | | | | | | | | | | | | | |
| Hubbard | 36 | 6-11 | 0-0 | 5 | 2 | 13 | | | | | | | | | | | | | | | | | | | | | | | | | | | | | | | | | | | | | | | | | | | | | | | | | | | | | | | | | | | | | | | | | | | | | | | | | | | | | | | | | | | | | | | | | | | | | | | | | | | | | | | | | | | | | | | | | | | | | | | | | | | | | | | | | | | | | | | | | | | | | | | | | | | | | | | | | | | | | | | | | | | | | | | | | | | | | | | | | | | | | | | | | | | | | | | | | | | | | | | | | | | | | | | | | | | | | | | | | | | | | | | | | | | | | | | | | | | | | | | | | | | | | | | | | | | | | | | | | | | | | | | | | | | | | | | | | | | | | | | | | | | | | | | | | | | | | | | | | | | | | | | | | | | | | | | | | | | | | | | | | | | | | | | | | | | | | | | | | | | | | | | | | | | |
| Bozeman | 30 | 2-8 | 0-0 | 2 | 5 | 6 | | | | | | | | | | | | | | | | | | | | | | | | | | | | | | | | | | | | | | | | | | | | | | | | | | | | | | | | | | | | | | | | | | | | | | | | | | | | | | | | | | | | | | | | | | | | | | | | | | | | | | | | | | | | | | | | | | | | | | | | | | | | | | | | | | | | | | | | | | | | | | | | | | | | | | | | | | | | | | | | | | | | | | | | | | | | | | | | | | | | | | | | | | | | | | | | | | | | | | | | | | | | | | | | | | | | | | | | | | | | | | | | | | | | | | | | | | | | | | | | | | | | | | | | | | | | | | | | | | | | | | | | | | | | | | | | | | | | | | | | | | | | | | | | | | | | | | | | | | | | | | | | | | | | | | | | | | | | | | | | | | | | | | | | | | | | | | | | | | | | | | | | | | | |
| Pretlow | 3 | 0-0 | 0-0 | 0 | 2 | 0 | | | | | | | | | | | | | | | | | | | | | | | | | | | | | | | | | | | | | | | | | | | | | | | | | | | | | | | | | | | | | | | | | | | | | | | | | | | | | | | | | | | | | | | | | | | | | | | | | | | | | | | | | | | | | | | | | | | | | | | | | | | | | | | | | | | | | | | | | | | | | | | | | | | | | | | | | | | | | | | | | | | | | | | | | | | | | | | | | | | | | | | | | | | | | | | | | | | | | | | | | | | | | | | | | | | | | | | | | | | | | | | | | | | | | | | | | | | | | | | | | | | | | | | | | | | | | | | | | | | | | | | | | | | | | | | | | | | | | | | | | | | | | | | | | | | | | | | | | | | | | | | | | | | | | | | | | | | | | | | | | | | | | | | | | | | | | | | | | | | | | | | | | | | |
| Black | 31 | 6-11 | 4-9 | 5 | 3 | 16 | | | | | | | | | | | | | | | | | | | | | | | | | | | | | | | | | | | | | | | | | | | | | | | | | | | | | | | | | | | | | | | | | | | | | | | | | | | | | | | | | | | | | | | | | | | | | | | | | | | | | | | | | | | | | | | | | | | | | | | | | | | | | | | | | | | | | | | | | | | | | | | | | | | | | | | | | | | | | | | | | | | | | | | | | | | | | | | | | | | | | | | | | | | | | | | | | | | | | | | | | | | | | | | | | | | | | | | | | | | | | | | | | | | | | | | | | | | | | | | | | | | | | | | | | | | | | | | | | | | | | | | | | | | | | | | | | | | | | | | | | | | | | | | | | | | | | | | | | | | | | | | | | | | | | | | | | | | | | | | | | | | | | | | | | | | | | | | | | | | | | | | | | | | |
| Bailey | 5 | 0-0 | 0-0 | 2 | 0 | 0 | | | | | | | | | | | | | | | | | | | | | | | | | | | | | | | | | | | | | | | | | | | | | | | | | | | | | | | | | | | | | | | | | | | | | | | | | | | | | | | | | | | | | | | | | | | | | | | | | | | | | | | | | | | | | | | | | | | | | | | | | | | | | | | | | | | | | | | | | | | | | | | | | | | | | | | | | | | | | | | | | | | | | | | | | | | | | | | | | | | | | | | | | | | | | | | | | | | | | | | | | | | | | | | | | | | | | | | | | | | | | | | | | | | | | | | | | | | | | | | | | | | | | | | | | | | | | | | | | | | | | | | | | | | | | | | | | | | | | | | | | | | | | | | | | | | | | | | | | | | | | | | | | | | | | | | | | | | | | | | | | | | | | | | | | | | | | | | | | | | | | | | | | | | |
| Simpson | 3 | 1-3 | 0-0 | 1 | 0 | 3 | | | | | | | | | | | | | | | | | | | | | | | | | | | | | | | | | | | | | | | | | | | | | | | | | | | | | | | | | | | | | | | | | | | | | | | | | | | | | | | | | | | | | | | | | | | | | | | | | | | | | | | | | | | | | | | | | | | | | | | | | | | | | | | | | | | | | | | | | | | | | | | | | | | | | | | | | | | | | | | | | | | | | | | | | | | | | | | | | | | | | | | | | | | | | | | | | | | | | | | | | | | | | | | | | | | | | | | | | | | | | | | | | | | | | | | | | | | | | | | | | | | | | | | | | | | | | | | | | | | | | | | | | | | | | | | | | | | | | | | | | | | | | | | | | | | | | | | | | | | | | | | | | | | | | | | | | | | | | | | | | | | | | | | | | | | | | | | | | | | | | | | | | | | |
| Blossom | 5 | 0-1 | 0-0 | 1 | 0 | 0 | | | | | | | | | | | | | | | | | | | | | | | | | | | | | | | | | | | | | | | | | | | | | | | | | | | | | | | | | | | | | | | | | | | | | | | | | | | | | | | | | | | | | | | | | | | | | | | | | | | | | | | | | | | | | | | | | | | | | | | | | | | | | | | | | | | | | | | | | | | | | | | | | | | | | | | | | | | | | | | | | | | | | | | | | | | | | | | | | | | | | | | | | | | | | | | | | | | | | | | | | | | | | | | | | | | | | | | | | | | | | | | | | | | | | | | | | | | | | | | | | | | | | | | | | | | | | | | | | | | | | | | | | | | | | | | | | | | | | | | | | | | | | | | | | | | | | | | | | | | | | | | | | | | | | | | | | | | | | | | | | | | | | | | | | | | | | | | | | | | | | | | | | | | |
| Duncan | 24 | 1-4 | 0-2 | 4 | 1 | 2 | | | | | | | | | | | | | | | | | | | | | | | | | | | | | | | | | | | | | | | | | | | | | | | | | | | | | | | | | | | | | | | | | | | | | | | | | | | | | | | | | | | | | | | | | | | | | | | | | | | | | | | | | | | | | | | | | | | | | | | | | | | | | | | | | | | | | | | | | | | | | | | | | | | | | | | | | | | | | | | | | | | | | | | | | | | | | | | | | | | | | | | | | | | | | | | | | | | | | | | | | | | | | | | | | | | | | | | | | | | | | | | | | | | | | | | | | | | | | | | | | | | | | | | | | | | | | | | | | | | | | | | | | | | | | | | | | | | | | | | | | | | | | | | | | | | | | | | | | | | | | | | | | | | | | | | | | | | | | | | | | | | | | | | | | | | | | | | | | | | | | | | | | | | |
| Team | | | | | | | | | | | | | | | | | | | | | | | | | | | | | | | | | | | | | | | | | | | | | | | | | | | | | | | | | | | | | | | | | | | | | | | | | | | | | | | | | | | | | | | | | | | | | | | | | | | | | | | | | | | | | | | | | | | | | | | | | | | | | | | | | | | | | | | | | | | | | | | | | | | | | | | | | | | | | | | | | | | | | | | | | | | | | | | | | | | | | | | | | | | | | | | | | | | | | | | | | | | | | | | | | | | | | | | | | | | | | | | | | | | | | | | | | | | | | | | | | | | | | | | | | | | | | | | | | | | | | | | | | | | | | | | | | | | | | | | | | | | | | | | | | | | | | | | | | | | | | | | | | | | | | | | | | | | | | | | | | | | | | | | | | | | | | | | | | | | | | | | | | | | | | | | | | |
| Totals | 200 | 25-58 | 5-17 | 36 | 15 | 61 | | | | | | | | | | | | | | | | | | | | | | | | | | | | | | | | | | | | | | | | | | | | | | | | | | | | | | | | | | | | | | | | | | | | | | | | | | | | | | | | | | | | | | | | | | | | | | | | | | | | | | | | | | | | | | | | | | | | | | | | | | | | | | | | | | | | | | | | | | | | | | | | | | | | | | | | | | | | | | | | | | | | | | | | | | | | | | | | | | | | | | | | | | | | | | | | | | | | | | | | | | | | | | | | | | | | | | | | | | | | | | | | | | | | | | | | | | | | | | | | | | | | | | | | | | | | | | | | | | | | | | | | | | | | | | | | | | | | | | | | | | | | | | | | | | | | | | | | | | | | | | | | | | | | | | | | | | | | | | | | | | | | | | | | | | | | | | | | | | | | | | | | | | | |
| | MIN | FG | FT | Reb | A | TP | | | | | | | | | | | | | | | | | | | | | | | | | | | | | | | | | | | | | | | | | | | | | | | | | | | | | | | | | | | | | | | | | | | | | | | | | | | | | | | | | | | | | | | | | | | | | | | | | | | | | | | | | | | | | | | | | | | | | | | | | | | | | | | | | | | | | | | | | | | | | | | | | | | | | | | | | | | | | | | | | | | | | | | | | | | | | | | | | | | | | | | | | | | | | | | | | | | | | | | | | | | | | | | | | | | | | | | | | | | | | | | | | | | | | | | | | | | | | | | | | | | | | | | | | | | | | | | | | | | | | | | | | | | | | | | | | | | | | | | | | | | | | | | | | | | | | | | | | | | | | | | | | | | | | | | | | | | | | | | | | | | | | | | | | | | | | | | | | | | | | | | | | | | |
| Hill | 38 | 6-12 | 0-0 | 9 | 3 | 14 | | | | | | | | | | | | | | | | | | | | | | | | | | | | | | | | | | | | | | | | | | | | | | | | | | | | | | | | | | | | | | | | | | | | | | | | | | | | | | | | | | | | | | | | | | | | | | | | | | | | | | | | | | | | | | | | | | | | | | | | | | | | | | | | | | | | | | | | | | | | | | | | | | | | | | | | | | | | | | | | | | | | | | | | | | | | | | | | | | | | | | | | | | | | | | | | | | | | | | | | | | | | | | | | | | | | | | | | | | | | | | | | | | | | | | | | | | | | | | | | | | | | | | | | | | | | | | | | | | | | | | | | | | | | | | | | | | | | | | | | | | | | | | | | | | | | | | | | | | | | | | | | | | | | | | | | | | | | | | | | | | | | | | | | | | | | | | | | | | | | | | | | | | | |
| Sims | 33 | 3-7 | 0-2 | 5 | 0 | 9 | | | | | | | | | | | | | | | | | | | | | | | | | | | | | | | | | | | | | | | | | | | | | | | | | | | | | | | | | | | | | | | | | | | | | | | | | | | | | | | | | | | | | | | | | | | | | | | | | | | | | | | | | | | | | | | | | | | | | | | | | | | | | | | | | | | | | | | | | | | | | | | | | | | | | | | | | | | | | | | | | | | | | | | | | | | | | | | | | | | | | | | | | | | | | | | | | | | | | | | | | | | | | | | | | | | | | | | | | | | | | | | | | | | | | | | | | | | | | | | | | | | | | | | | | | | | | | | | | | | | | | | | | | | | | | | | | | | | | | | | | | | | | | | | | | | | | | | | | | | | | | | | | | | | | | | | | | | | | | | | | | | | | | | | | | | | | | | | | | | | | | | | | | | |
| Wilkins | 23 | 1-1 | 2-2 | 2 | 2 | 4 | | | | | | | | | | | | | | | | | | | | | | | | | | | | | | | | | | | | | | | | | | | | | | | | | | | | | | | | | | | | | | | | | | | | | | | | | | | | | | | | | | | | | | | | | | | | | | | | | | | | | | | | | | | | | | | | | | | | | | | | | | | | | | | | | | | | | | | | | | | | | | | | | | | | | | | | | | | | | | | | | | | | | | | | | | | | | | | | | | | | | | | | | | | | | | | | | | | | | | | | | | | | | | | | | | | | | | | | | | | | | | | | | | | | | | | | | | | | | | | | | | | | | | | | | | | | | | | | | | | | | | | | | | | | | | | | | | | | | | | | | | | | | | | | | | | | | | | | | | | | | | | | | | | | | | | | | | | | | | | | | | | | | | | | | | | | | | | | | | | | | | | | | | | |
| Hale III | 28 | 10-14 | 5-6 | 3 | 3 | 29 | | | | | | | | | | | | | | | | | | | | | | | | | | | | | | | | | | | | | | | | | | | | | | | | | | | | | | | | | | | | | | | | | | | | | | | | | | | | | | | | | | | | | | | | | | | | | | | | | | | | | | | | | | | | | | | | | | | | | | | | | | | | | | | | | | | | | | | | | | | | | | | | | | | | | | | | | | | | | | | | | | | | | | | | | | | | | | | | | | | | | | | | | | | | | | | | | | | | | | | | | | | | | | | | | | | | | | | | | | | | | | | | | | | | | | | | | | | | | | | | | | | | | | | | | | | | | | | | | | | | | | | | | | | | | | | | | | | | | | | | | | | | | | | | | | | | | | | | | | | | | | | | | | | | | | | | | | | | | | | | | | | | | | | | | | | | | | | | | | | | | | | | | | | |
| Burrage | 36 | 6-15 | 5-6 | 6 | 3 | 20 | | | | | | | | | | | | | | | | | | | | | | | | | | | | | | | | | | | | | | | | | | | | | | | | | | | | | | | | | | | | | | | | | | | | | | | | | | | | | | | | | | | | | | | | | | | | | | | | | | | | | | | | | | | | | | | | | | | | | | | | | | | | | | | | | | | | | | | | | | | | | | | | | | | | | | | | | | | | | | | | | | | | | | | | | | | | | | | | | | | | | | | | | | | | | | | | | | | | | | | | | | | | | | | | | | | | | | | | | | | | | | | | | | | | | | | | | | | | | | | | | | | | | | | | | | | | | | | | | | | | | | | | | | | | | | | | | | | | | | | | | | | | | | | | | | | | | | | | | | | | | | | | | | | | | | | | | | | | | | | | | | | | | | | | | | | | | | | | | | | | | | | | | | | |
| Price | 11 | 0-1 | 0-0 | 0 | 1 | 0 | | | | | | | | | | | | | | | | | | | | | | | | | | | | | | | | | | | | | | | | | | | | | | | | | | | | | | | | | | | | | | | | | | | | | | | | | | | | | | | | | | | | | | | | | | | | | | | | | | | | | | | | | | | | | | | | | | | | | | | | | | | | | | | | | | | | | | | | | | | | | | | | | | | | | | | | | | | | | | | | | | | | | | | | | | | | | | | | | | | | | | | | | | | | | | | | | | | | | | | | | | | | | | | | | | | | | | | | | | | | | | | | | | | | | | | | | | | | | | | | | | | | | | | | | | | | | | | | | | | | | | | | | | | | | | | | | | | | | | | | | | | | | | | | | | | | | | | | | | | | | | | | | | | | | | | | | | | | | | | | | | | | | | | | | | | | | | | | | | | | | | | | | | | |
| Thomas | 13 | 0-1 | 1-2 | 3 | 0 | 1 | | | | | | | | | | | | | | | | | | | | | | | | | | | | | | | | | | | | | | | | | | | | | | | | | | | | | | | | | | | | | | | | | | | | | | | | | | | | | | | | | | | | | | | | | | | | | | | | | | | | | | | | | | | | | | | | | | | | | | | | | | | | | | | | | | | | | | | | | | | | | | | | | | | | | | | | | | | | | | | | | | | | | | | | | | | | | | | | | | | | | | | | | | | | | | | | | | | | | | | | | | | | | | | | | | | | | | | | | | | | | | | | | | | | | | | | | | | | | | | | | | | | | | | | | | | | | | | | | | | | | | | | | | | | | | | | | | | | | | | | | | | | | | | | | | | | | | | | | | | | | | | | | | | | | | | | | | | | | | | | | | | | | | | | | | | | | | | | | | | | | | | | | | | |
| McGregor | 16 | 1-2 | 0-0 | 2 | 2 | 1 | | | | | | | | | | | | | | | | | | | | | | | | | | | | | | | | | | | | | | | | | | | | | | | | | | | | | | | | | | | | | | | | | | | | | | | | | | | | | | | | | | | | | | | | | | | | | | | | | | | | | | | | | | | | | | | | | | | | | | | | | | | | | | | | | | | | | | | | | | | | | | | | | | | | | | | | | | | | | | | | | | | | | | | | | | | | | | | | | | | | | | | | | | | | | | | | | | | | | | | | | | | | | | | | | | | | | | | | | | | | | | | | | | | | | | | | | | | | | | | | | | | | | | | | | | | | | | | | | | | | | | | | | | | | | | | | | | | | | | | | | | | | | | | | | | | | | | | | | | | | | | | | | | | | | | | | | | | | | | | | | | | | | | | | | | | | | | | | | | | | | | | | | | | |
| Wood | 2 | 0-1 | 0-0 | 1 | 0 | 0 | | | | | | | | | | | | | | | | | | | | | | | | | | | | | | | | | | | | | | | | | | | | | | | | | | | | | | | | | | | | | | | | | | | | | | | | | | | | | | | | | | | | | | | | | | | | | | | | | | | | | | | | | | | | | | | | | | | | | | | | | | | | | | | | | | | | | | | | | | | | | | | | | | | | | | | | | | | | | | | | | | | | | | | | | | | | | | | | | | | | | | | | | | | | | | | | | | | | | | | | | | | | | | | | | | | | | | | | | | | | | | | | | | | | | | | | | | | | | | | | | | | | | | | | | | | | | | | | | | | | | | | | | | | | | | | | | | | | | | | | | | | | | | | | | | | | | | | | | | | | | | | | | | | | | | | | | | | | | | | | | | | | | | | | | | | | | | | | | | | | | | | | | | | |
| Team | | | | | | | | | | | | | | | | | | | | | | | | | | | | | | | | | | | | | | | | | | | | | | | | | | | | | | | | | | | | | | | | | | | | | | | | | | | | | | | | | | | | | | | | | | | | | | | | | | | | | | | | | | | | | | | | | | | | | | | | | | | | | | | | | | | | | | | | | | | | | | | | | | | | | | | | | | | | | | | | | | | | | | | | | | | | | | | | | | | | | | | | | | | | | | | | | | | | | | | | | | | | | | | | | | | | | | | | | | | | | | | | | | | | | | | | | | | | | | | | | | | | | | | | | | | | | | | | | | | | | | | | | | | | | | | | | | | | | | | | | | | | | | | | | | | | | | | | | | | | | | | | | | | | | | | | | | | | | | | | | | | | | | | | | | | | | | | | | | | | | | | | | | | | | | | | | |
| Totals | 200 | 27-54 | 13-18 | 34 | 14 | 79 | | | | | | | | | | | | | | | | | | | | | | | | | | | | | | | | | | | | | | | | | | | | | | | | | | | | | | | | | | | | | | | | | | | | | | | | | | | | | | | | | | | | | | | | | | | | | | | | | | | | | | | | | | | | | | | | | | | | | | | | | | | | | | | | | | | | | | | | | | | | | | | | | | | | | | | | | | | | | | | | | | | | | | | | | | | | | | | | | | | | | | | | | | | | | | | | | | | | | | | | | | | | | | | | | | | | | | | | | | | | | | | | | | | | | | | | | | | | | | | | | | | | | | | | | | | | | | | | | | | | | | | | | | | | | | | | | | | | | | | | | | | | | | | | | | | | | | | | | | | | | | | | | | | | | | | | | | | | | | | | | | | | | | | | | | | | | | | | | | | | | | | | | | | |
| | MIN | FG | FT | Reb | A | TP | | | | | | | | | | | | | | | | | | | | | | | | | | | | | | | | | | | | | | | | | | | | | | | | | | | | | | | | | | | | | | | | | | | | | | | | | | | | | | | | | | | | | | | | | | | | | | | | | | | | | | | | | | | | | | | | | | | | | | | | | | | | | | | | | | | | | | | | | | | | | | | | | | | | | | | | | | | | | | | | | | | | | | | | | | | | | | | | | | | | | | | | | | | | | | | | | | | | | | | | | | | | | | | | | | | | | | | | | | | | | | | | | | | | | | | | | | | | | | | | | | | | | | | | | | | | | | | | | | | | | | | | | | | | | | | | | | | | | | | | | | | | | | | | | | | | | | | | | | | | | | | | | | | | | | | | | | | | | | | | | | | | | | | | | | | | | | | | | | | | | | | | | | | |
| Wright | 29 | 2-7 | 2-2 | 6 | 1 | 7 | | | | | | | | | | | | | | | | | | | | | | | | | | | | | | | | | | | | | | | | | | | | | | | | | | | | | | | | | | | | | | | | | | | | | | | | | | | | | | | | | | | | | | | | | | | | | | | | | | | | | | | | | | | | | | | | | | | | | | | | | | | | | | | | | | | | | | | | | | | | | | | | | | | | | | | | | | | | | | | | | | | | | | | | | | | | | | | | | | | | | | | | | | | | | | | | | | | | | | | | | | | | | | | | | | | | | | | | | | | | | | | | | | | | | | | | | | | | | | | | | | | | | | | | | | | | | | | | | | | | | | | | | | | | | | | | | | | | | | | | | | | | | | | | | | | | | | | | | | | | | | | | | | | | | | | | | | | | | | | | | | | | | | | | | | | | | | | | | | | | | | | | | | | |
| Painter | 17 | 2-7 | 2-4 | 4 | 0 | 6 | | | | | | | | | | | | | | | | | | | | | | | | | | | | | | | | | | | | | | | | | | | | | | | | | | | | | | | | | | | | | | | | | | | | | | | | | | | | | | | | | | | | | | | | | | | | | | | | | | | | | | | | | | | | | | | | | | | | | | | | | | | | | | | | | | | | | | | | | | | | | | | | | | | | | | | | | | | | | | | | | | | | | | | | | | | | | | | | | | | | | | | | | | | | | | | | | | | | | | | | | | | | | | | | | | | | | | | | | | | | | | | | | | | | | | | | | | | | | | | | | | | | | | | | | | | | | | | | | | | | | | | | | | | | | | | | | | | | | | | | | | | | | | | | | | | | | | | | | | | | | | | | | | | | | | | | | | | | | | | | | | | | | | | | | | | | | | | | | | | | | | | | | | | |
| Palmore | 29 | 3-9 | 3-3 | 7 | 5 | 9 | | | | | | | | | | | | | | | | | | | | | | | | | | | | | | | | | | | | | | | | | | | | | | | | | | | | | | | | | | | | | | | | | | | | | | | | | | | | | | | | | | | | | | | | | | | | | | | | | | | | | | | | | | | | | | | | | | | | | | | | | | | | | | | | | | | | | | | | | | | | | | | | | | | | | | | | | | | | | | | | | | | | | | | | | | | | | | | | | | | | | | | | | | | | | | | | | | | | | | | | | | | | | | | | | | | | | | | | | | | | | | | | | | | | | | | | | | | | | | | | | | | | | | | | | | | | | | | | | | | | | | | | | | | | | | | | | | | | | | | | | | | | | | | | | | | | | | | | | | | | | | | | | | | | | | | | | | | | | | | | | | | | | | | | | | | | | | | | | | | | | | | | | | | |
| Clark | 21 | 1-5 | 0-0 | 1 | 1 | 2 | | | | | | | | | | | | | | | | | | | | | | | | | | | | | | | | | | | | | | | | | | | | | | | | | | | | | | | | | | | | | | | | | | | | | | | | | | | | | | | | | | | | | | | | | | | | | | | | | | | | | | | | | | | | | | | | | | | | | | | | | | | | | | | | | | | | | | | | | | | | | | | | | | | | | | | | | | | | | | | | | | | | | | | | | | | | | | | | | | | | | | | | | | | | | | | | | | | | | | | | | | | | | | | | | | | | | | | | | | | | | | | | | | | | | | | | | | | | | | | | | | | | | | | | | | | | | | | | | | | | | | | | | | | | | | | | | | | | | | | | | | | | | | | | | | | | | | | | | | | | | | | | | | | | | | | | | | | | | | | | | | | | | | | | | | | | | | | | | | | | | | | | | | | |
| Hill | 27 | 1-6 | 8-10 | 7 | 1 | 10 | | | | | | | | | | | | | | | | | | | | | | | | | | | | | | | | | | | | | | | | | | | | | | | | | | | | | | | | | | | | | | | | | | | | | | | | | | | | | | | | | | | | | | | | | | | | | | | | | | | | | | | | | | | | | | | | | | | | | | | | | | | | | | | | | | | | | | | | | | | | | | | | | | | | | | | | | | | | | | | | | | | | | | | | | | | | | | | | | | | | | | | | | | | | | | | | | | | | | | | | | | | | | | | | | | | | | | | | | | | | | | | | | | | | | | | | | | | | | | | | | | | | | | | | | | | | | | | | | | | | | | | | | | | | | | | | | | | | | | | | | | | | | | | | | | | | | | | | | | | | | | | | | | | | | | | | | | | | | | | | | | | | | | | | | | | | | | | | | | | | | | | | | | | |
| Bacote | 21 | 5-7 | 3-6 | 1 | 2 | 15 | | | | | | | | | | | | | | | | | | | | | | | | | | | | | | | | | | | | | | | | | | | | | | | | | | | | | | | | | | | | | | | | | | | | | | | | | | | | | | | | | | | | | | | | | | | | | | | | | | | | | | | | | | | | | | | | | | | | | | | | | | | | | | | | | | | | | | | | | | | | | | | | | | | | | | | | | | | | | | | | | | | | | | | | | | | | | | | | | | | | | | | | | | | | | | | | | | | | | | | | | | | | | | | | | | | | | | | | | | | | | | | | | | | | | | | | | | | | | | | | | | | | | | | | | | | | | | | | | | | | | | | | | | | | | | | | | | | | | | | | | | | | | | | | | | | | | | | | | | | | | | | | | | | | | | | | | | | | | | | | | | | | | | | | | | | | | | | | | | | | | | | | | | | |
| Batten | 24 | 4-13 | 1-1 | 3 | 1 | 11 | | | | | | | | | | | | | | | | | | | | | | | | | | | | | | | | | | | | | | | | | | | | | | | | | | | | | | | | | | | | | | | | | | | | | | | | | | | | | | | | | | | | | | | | | | | | | | | | | | | | | | | | | | | | | | | | | | | | | | | | | | | | | | | | | | | | | | | | | | | | | | | | | | | | | | | | | | | | | | | | | | | | | | | | | | | | | | | | | | | | | | | | | | | | | | | | | | | | | | | | | | | | | | | | | | | | | | | | | | | | | | | | | | | | | | | | | | | | | | | | | | | | | | | | | | | | | | | | | | | | | | | | | | | | | | | | | | | | | | | | | | | | | | | | | | | | | | | | | | | | | | | | | | | | | | | | | | | | | | | | | | | | | | | | | | | | | | | | | | | | | | | | | | | |
| Ross | 19 | 5-9 | 0-0 | 6 | 0 | 4 | | | | | | | | | | | | | | | | | | | | | | | | | | | | | | | | | | | | | | | | | | | | | | | | | | | | | | | | | | | | | | | | | | | | | | | | | | | | | | | | | | | | | | | | | | | | | | | | | | | | | | | | | | | | | | | | | | | | | | | | | | | | | | | | | | | | | | | | | | | | | | | | | | | | | | | | | | | | | | | | | | | | | | | | | | | | | | | | | | | | | | | | | | | | | | | | | | | | | | | | | | | | | | | | | | | | | | | | | | | | | | | | | | | | | | | | | | | | | | | | | | | | | | | | | | | | | | | | | | | | | | | | | | | | | | | | | | | | | | | | | | | | | | | | | | | | | | | | | | | | | | | | | | | | | | | | | | | | | | | | | | | | | | | | | | | | | | | | | | | | | | | | | | | |
| Larsen | 13 | 0-2 | 0-0 | 2 | 0 | 0 | | | | | | | | | | | | | | | | | | | | | | | | | | | | | | | | | | | | | | | | | | | | | | | | | | | | | | | | | | | | | | | | | | | | | | | | | | | | | | | | | | | | | | | | | | | | | | | | | | | | | | | | | | | | | | | | | | | | | | | | | | | | | | | | | | | | | | | | | | | | | | | | | | | | | | | | | | | | | | | | | | | | | | | | | | | | | | | | | | | | | | | | | | | | | | | | | | | | | | | | | | | | | | | | | | | | | | | | | | | | | | | | | | | | | | | | | | | | | | | | | | | | | | | | | | | | | | | | | | | | | | | | | | | | | | | | | | | | | | | | | | | | | | | | | | | | | | | | | | | | | | | | | | | | | | | | | | | | | | | | | | | | | | | | | | | | | | | | | | | | | | | | | | | |
| Team | | | | | | | | | | | | | | | | | | | | | | | | | | | | | | | | | | | | | | | | | | | | | | | | | | | | | | | | | | | | | | | | | | | | | | | | | | | | | | | | | | | | | | | | | | | | | | | | | | | | | | | | | | | | | | | | | | | | | | | | | | | | | | | | | | | | | | | | | | | | | | | | | | | | | | | | | | | | | | | | | | | | | | | | | | | | | | | | | | | | | | | | | | | | | | | | | | | | | | | | | | | | | | | | | | | | | | | | | | | | | | | | | | | | | | | | | | | | | | | | | | | | | | | | | | | | | | | | | | | | | | | | | | | | | | | | | | | | | | | | | | | | | | | | | | | | | | | | | | | | | | | | | | | | | | | | | | | | | | | | | | | | | | | | | | | | | | | | | | | | | | | | | | | | | | | | | |
| Totals | 200 | 23-65 | 19-26 | 43 | 11 | 70 | | | | | | | | | | | | | | | | | | | | | | | | | | | | | | | | | | | | | | | | | | | | | | | | | | | | | | | | | | | | | | | | | | | | | | | | | | | | | | | | | | | | | | | | | | | | | | | | | | | | | | | | | | | | | | | | | | | | | | | | | | | | | | | | | | | | | | | | | | | | | | | | | | | | | | | | | | | | | | | | | | | | | | | | | | | | | | | | | | | | | | | | | | | | | | | | | | | | | | | | | | | | | | | | | | | | | | | | | | | | | | | | | | | | | | | | | | | | | | | | | | | | | | | | | | | | | | | | | | | | | | | | | | | | | | | | | | | | | | | | | | | | | | | | | | | | | | | | | | | | | | | | | | | | | | | | | | | | | | | | | | | | | | | | | | | | | | | | | | | | | | | | | | | |
| OLD DOMINION <table border="1" style="width: 100%; border-collapse: collapse;"> <thead> <tr> <th></th> <th>Min</th> <th>M-A</th> <th>M-A</th> <th>Reb</th> <th>A</th> <th>TP</th> </tr> </thead> <tbody> <tr><td>Wright</td><td>33</td><td>1-4</td><td>0-0</td><td>6</td><td>1</td><td>2</td></tr> <tr><td>Painter</td><td>32</td><td>5-12</td><td>2-2</td><td>8</td><td>0</td><td>12</td></tr> <tr><td>Bacote</td><td>33</td><td>1-4</td><td>1-4</td><td>6</td><td>1</td><td>3</td></tr> <tr><td>Palmore</td><td>23</td><td>4-6</td><td>1-3</td><td>9</td><td>3</td><td>9</td></tr> <tr><td>Hill</td><td>28</td><td>2-7</td><td>3-5</td><td>4</td><td>0</td><td>7</td></tr> <tr><td>Batten</td><td>21</td><td>2-7</td><td>2-4</td><td>6</td><td>1</td><td>6</td></tr> <tr><td>Clark</td><td>14</td><td>1-3</td><td>0-0</td><td>1</td><td>0</td><td>2</td></tr> <tr><td>Ross</td><td>8</td><td>2-2</td><td>0-0</td><td>1</td><td>0</td><td>4</td></tr> <tr><td>Larsen</td><td>8</td><td>0-1</td><td>0-0</td><td>0</td><td>0</td><td>0</td></tr> <tr><td>Team</td><td></td><td></td><td></td><td></td><td></td><td></td></tr> <tr><td>Totals</td><td>200</td><td>18-46</td><td>9-18</td><td>43</td><td>6</td><td>45</td></tr> </tbody> </table> <p>Percentages: FG- .391 FT- .500 3FG- .000 (Wright 0-2, Bacote 0-3, Hill 0-1, Batten 0-4, Clark 0-2, Larsen 0-1) Turnovers - 17 (Wright 2, Painter 2, Bacote 4, Palmore 1, Hill 3, Batten 3, Clark 1, Ross 1) Steals - 3 (Bacote 1, Palmore 2) Blocks - 7 (Wright 1, Painter 1, Hill 3, Larsen 2)</p> | | Min | M-A | M-A | Reb | A | TP | Wright | 33 | 1-4 | 0-0 | 6 | 1 | 2 | Painter | 32 | 5-12 | 2-2 | 8 | 0 | 12 | Bacote | 33 | 1-4 | 1-4 | 6 | 1 | 3 | Palmore | 23 | 4-6 | 1-3 | 9 | 3 | 9 | Hill | 28 | 2-7 | 3-5 | 4 | 0 | 7 | Batten | 21 | 2-7 | 2-4 | 6 | 1 | 6 | Clark | 14 | 1-3 | 0-0 | 1 | 0 | 2 | Ross | 8 | 2-2 | 0-0 | 1 | 0 | 4 | Larsen | 8 | 0-1 | 0-0 | 0 | 0 | 0 | Team | | | | | | | Totals | 200 | 18-46 | 9-18 | 43 | 6 | 45 | OLD DOMINION <table border="1" style="width: 100%; border-collapse: collapse;"> <thead> <tr> <th></th> <th>Min</th> <th>M-A</th> <th>M-A</th> <th>Reb</th> <th>A</th> <th>TP</th> </tr> </thead> <tbody> <tr><td>Wright</td><td>27</td><td>3-7</td><td>5-7</td><td>5</td><td>1</td><td>12</td></tr> <tr><td>Painter</td><td>29</td><td>5-11</td><td>0-1</td><td>8</td><td>1</td><td>12</td></tr> <tr><td>Bacote</td><td>25</td><td>4-7</td><td>0-0</td><td>0</td><td>4</td><td>10</td></tr> <tr><td>Palmore</td><td>34</td><td>3-6</td><td>6-8</td><td>7</td><td>1</td><td>12</td></tr> <tr><td>Hill</td><td>33</td><td>3-8</td><td>3-6</td><td>3</td><td>4</td><td>10</td></tr> <tr><td>Batten</td><td>21</td><td>3-8</td><td>3-6</td><td>5</td><td>1</td><td>10</td></tr> <tr><td>Clark</td><td>8</td><td>1-1</td><td>0-0</td><td>1</td><td>2</td><td>2</td></tr> <tr><td>Ross</td><td>15</td><td>2-4</td><td>0-0</td><td>3</td><td>0</td><td>4</td></tr> <tr><td>Larsen</td><td>8</td><td>0-2</td><td>0-0</td><td>3</td><td>0</td><td>0</td></tr> <tr><td>Team</td><td></td><td></td><td></td><td></td><td></td><td></td></tr> <tr><td>Totals</td><td>200</td><td>25-54</td><td>17-28</td><td>38</td><td>14</td><td>72</td></tr> </tbody> </table> <p>Percentages: FG- .463 FT- .607 3FG- .313 (Wright 1-3, Painter 0-1, Bacote 2-4, Hill 1-3, Batten 1-4, Larsen 0-1) Turnovers - 11 (Wright 1, Painter 2, Bacote 1, Palmore 3, Ross 2, Larsen 1) Steals - 9 (Wright 1, Palmore 4, Hill 2, Batten 2) Blocks - 3 (Wright 1, Painter 1, Hill 1)</p> | | Min | M-A | M-A | Reb | A | TP | Wright | 27 | 3-7 | 5-7 | 5 | 1 | 12 | Painter | 29 | 5-11 | 0-1 | 8 | 1 | 12 | Bacote | 25 | 4-7 | 0-0 | 0 | 4 | 10 | Palmore | 34 | 3-6 | 6-8 | 7 | 1 | 12 | Hill | 33 | 3-8 | 3-6 | 3 | 4 | 10 | Batten | 21 | 3-8 | 3-6 | 5 | 1 | 10 | Clark | 8 | 1-1 | 0-0 | 1 | 2 | 2 | Ross | 15 | 2-4 | 0-0 | 3 | 0 | 4 | Larsen | 8 | 0-2 | 0-0 | 3 | 0 | 0 | Team | | | | | | | Totals | 200 | 25-54 | 17-28 | 38 | 14 | 72 | OLD DOMINION <table border="1" style="width: 100%; border-collapse: collapse;"> <thead> <tr> <th></th> <th>Min</th> <th>M-A</th> <th>M-A</th> <th>Reb</th> <th>A</th> <th>TP</th> </tr> </thead> <tbody> <tr><td>Wright</td><td>29</td><td>2-7</td><td>2-2</td><td>6</td><td>1</td><td>7</td></tr> <tr><td>Painter</td><td>17</td><td>2-7</td><td>2-4</td><td>4</td><td>0</td><td>6</td></tr> <tr><td>Palmore</td><td>29</td><td>3-9</td><td>3-3</td><td>7</td><td>5</td><td>9</td></tr> <tr><td>Clark</td><td>21</td><td>1-5</td><td>0-0</td><td>1</td><td>1</td><td>2</td></tr> <tr><td>Hill</td><td>27</td><td>1-6</td><td>8-10</td><td>7</td><td>1</td><td>10</td></tr> <tr><td>Bacote</td><td>21</td><td>5-7</td><td>3-6</td><td>1</td><td>2</td><td>15</td></tr> <tr><td>Batten</td><td>24</td><td>4-13</td><td>1-1</td><td>3</td><td>1</td><td>11</td></tr> <tr><td>Ross</td><td>19</td><td>5-9</td><td>0-0</td><td>6</td><td>0</td><td>4</td></tr> <tr><td>Larsen</td><td>13</td><td>0-2</td><td>0-0</td><td>2</td><td>0</td><td>0</td></tr> <tr><td>Team</td><td></td><td></td><td></td><td></td><td></td><td></td></tr> <tr><td>Totals</td><td>200</td><td>23-65</td><td>19-26</td><td>43</td><td>11</td><td>70</td></tr> </tbody> </table> <p>Percentages: FG- .354 FT- .731 3FG- .284 (Wright 1-3, Clark 0-3, Hill 0-1, Bacote 2-3, Batten 2, Ross 2) Steals - 7 (Palmore 2, Hill 3, Bacote 1) Blocks - 3 (Wright 2, Clark 1)</p> | | Min | M-A | M-A | Reb | A | TP | Wright | 29 | 2-7 | 2-2 | 6 | 1 | 7 | Painter | 17 | 2-7 | 2-4 | 4 | 0 | 6 | Palmore | 29 | 3-9 | 3-3 | 7 | 5 | 9 | Clark | 21 | 1-5 | 0-0 | 1 | 1 | 2 | Hill | 27 | 1-6 | 8-10 | 7 | 1 | 10 | Bacote | 21 | 5-7 | 3-6 | 1 | 2 | 15 | Batten | 24 | 4-13 | 1-1 | 3 | 1 | 11 | Ross | 19 | 5-9 | 0-0 | 6 | 0 | 4 | Larsen | 13 | 0-2 | 0-0 | 2 | 0 | 0 | Team | | | | | | | Totals | 200 | 23-65 | 19-26 | 43 | 11 | 70 | CLEVELAND STATE <table border="1" style="width: 100%; border-collapse: collapse;"> <thead> <tr> <th></th> <th>Min</th> <th>M-A</th> <th>M-A</th> <th>Reb</th> <th>A</th> <th>TP</th> </tr> </thead> <tbody> <tr><td>Grady</td><td>32</td><td>4-9</td><td>5-6</td><td>6</td><td>2</td><td>13</td></tr> <tr><td>Mason</td><td>35</td><td>6-10</td><td>5-6</td><td>3</td><td>0</td><td>17</td></tr> <tr><td>Kamczyk</td><td>39</td><td>3-7</td><td>3-3</td><td>1</td><td>7</td><td>10</td></tr> <tr><td>Douglas</td><td>29</td><td>5-10</td><td>1-3</td><td>5</td><td>2</td><td>11</td></tr> <tr><td>Lee</td><td>32</td><td>5-13</td><td>2-3</td><td>2</td><td>2</td><td>13</td></tr> <tr><td>Ivory</td><td>12</td><td>0-2</td><td>0-2</td><td>1</td><td>0</td><td>0</td></tr> <tr><td>Forbes</td><td>9</td><td>1-3</td><td>0-0</td><td>2</td><td>0</td><td>3</td></tr> <tr><td>Veira</td><td>1</td><td>0-0</td><td>0-0</td><td>1</td><td>0</td><td>0</td></tr> <tr><td>Ndaye</td><td>10</td><td>0-1</td><td>0-0</td><td>1</td><td>0</td><td>1</td></tr> <tr><td>Scales</td><td>1</td><td>0-0</td><td>0-0</td><td>0</td><td>0</td><td>0</td></tr> <tr><td>Team</td><td></td><td></td><td></td><td></td><td></td><td></td></tr> <tr><td>Totals</td><td>200</td><td>24-55</td><td>16-23</td><td>28</td><td>13</td><td>67</td></tr> </tbody> </table> <p>Percentages: FG- .436 FT- .696 3FG- .209 (Mason 0-3, Kamczyk 1-3, Douglas 1-1, Lee 1-5, Ivory 0-1, Forbes 1-2) Turnovers - 9 (Grady 1, Mason 2, Douglas 1, Lee 2, Ivory 3) Steals - 5 (Grady 2, Mason 2, Ivory 1) Blocks - 5 (Grady 3, Mason 2, Ivory 1)</p> | | Min | M-A | M-A | Reb | A | TP | Grady | 32 | 4-9 | 5-6 | 6 | 2 | 13 | Mason | 35 | 6-10 | 5-6 | 3 | 0 | 17 | Kamczyk | 39 | 3-7 | 3-3 | 1 | 7 | 10 | Douglas | 29 | 5-10 | 1-3 | 5 | 2 | 11 | Lee | 32 | 5-13 | 2-3 | 2 | 2 | 13 | Ivory | 12 | 0-2 | 0-2 | 1 | 0 | 0 | Forbes | 9 | 1-3 | 0-0 | 2 | 0 | 3 | Veira | 1 | 0-0 | 0-0 | 1 | 0 | 0 | Ndaye | 10 | 0-1 | 0-0 | 1 | 0 | 1 | Scales | 1 | 0-0 | 0-0 | 0 | 0 | 0 | Team | | | | | | | Totals | 200 | 24-55 | 16-23 | 28 | 13 | 67 | | | | | | | |
| | Min | M-A | M-A | Reb | A | TP | | | | | | | | | | | | | | | | | | | | | | | | | | | | | | | | | | | | | | | | | | | | | | | | | | | | | | | | | | | | | | | | | | | | | | | | | | | | | | | | | | | | | | | | | | | | | | | | | | | | | | | | | | | | | | | | | | | | | | | | | | | | | | | | | | | | | | | | | | | | | | | | | | | | | | | | | | | | | | | | | | | | | | | | | | | | | | | | | | | | | | | | | | | | | | | | | | | | | | | | | | | | | | | | | | | | | | | | | | | | | | | | | | | | | | | | | | | | | | | | | | | | | | | | | | | | | | | | | | | | | | | | | | | | | | | | | | | | | | | | | | | | | | | | | | | | | | | | | | | | | | | | | | | | | | | | | | | | | | | | | | | | | | | | | | | | | | | | | | | | | | | | | | | |
| Wright | 33 | 1-4 | 0-0 | 6 | 1 | 2 | | | | | | | | | | | | | | | | | | | | | | | | | | | | | | | | | | | | | | | | | | | | | | | | | | | | | | | | | | | | | | | | | | | | | | | | | | | | | | | | | | | | | | | | | | | | | | | | | | | | | | | | | | | | | | | | | | | | | | | | | | | | | | | | | | | | | | | | | | | | | | | | | | | | | | | | | | | | | | | | | | | | | | | | | | | | | | | | | | | | | | | | | | | | | | | | | | | | | | | | | | | | | | | | | | | | | | | | | | | | | | | | | | | | | | | | | | | | | | | | | | | | | | | | | | | | | | | | | | | | | | | | | | | | | | | | | | | | | | | | | | | | | | | | | | | | | | | | | | | | | | | | | | | | | | | | | | | | | | | | | | | | | | | | | | | | | | | | | | | | | | | | | | | |
| Painter | 32 | 5-12 | 2-2 | 8 | 0 | 12 | | | | | | | | | | | | | | | | | | | | | | | | | | | | | | | | | | | | | | | | | | | | | | | | | | | | | | | | | | | | | | | | | | | | | | | | | | | | | | | | | | | | | | | | | | | | | | | | | | | | | | | | | | | | | | | | | | | | | | | | | | | | | | | | | | | | | | | | | | | | | | | | | | | | | | | | | | | | | | | | | | | | | | | | | | | | | | | | | | | | | | | | | | | | | | | | | | | | | | | | | | | | | | | | | | | | | | | | | | | | | | | | | | | | | | | | | | | | | | | | | | | | | | | | | | | | | | | | | | | | | | | | | | | | | | | | | | | | | | | | | | | | | | | | | | | | | | | | | | | | | | | | | | | | | | | | | | | | | | | | | | | | | | | | | | | | | | | | | | | | | | | | | | | |
| Bacote | 33 | 1-4 | 1-4 | 6 | 1 | 3 | | | | | | | | | | | | | | | | | | | | | | | | | | | | | | | | | | | | | | | | | | | | | | | | | | | | | | | | | | | | | | | | | | | | | | | | | | | | | | | | | | | | | | | | | | | | | | | | | | | | | | | | | | | | | | | | | | | | | | | | | | | | | | | | | | | | | | | | | | | | | | | | | | | | | | | | | | | | | | | | | | | | | | | | | | | | | | | | | | | | | | | | | | | | | | | | | | | | | | | | | | | | | | | | | | | | | | | | | | | | | | | | | | | | | | | | | | | | | | | | | | | | | | | | | | | | | | | | | | | | | | | | | | | | | | | | | | | | | | | | | | | | | | | | | | | | | | | | | | | | | | | | | | | | | | | | | | | | | | | | | | | | | | | | | | | | | | | | | | | | | | | | | | | |
| Palmore | 23 | 4-6 | 1-3 | 9 | 3 | 9 | | | | | | | | | | | | | | | | | | | | | | | | | | | | | | | | | | | | | | | | | | | | | | | | | | | | | | | | | | | | | | | | | | | | | | | | | | | | | | | | | | | | | | | | | | | | | | | | | | | | | | | | | | | | | | | | | | | | | | | | | | | | | | | | | | | | | | | | | | | | | | | | | | | | | | | | | | | | | | | | | | | | | | | | | | | | | | | | | | | | | | | | | | | | | | | | | | | | | | | | | | | | | | | | | | | | | | | | | | | | | | | | | | | | | | | | | | | | | | | | | | | | | | | | | | | | | | | | | | | | | | | | | | | | | | | | | | | | | | | | | | | | | | | | | | | | | | | | | | | | | | | | | | | | | | | | | | | | | | | | | | | | | | | | | | | | | | | | | | | | | | | | | | | |
| Hill | 28 | 2-7 | 3-5 | 4 | 0 | 7 | | | | | | | | | | | | | | | | | | | | | | | | | | | | | | | | | | | | | | | | | | | | | | | | | | | | | | | | | | | | | | | | | | | | | | | | | | | | | | | | | | | | | | | | | | | | | | | | | | | | | | | | | | | | | | | | | | | | | | | | | | | | | | | | | | | | | | | | | | | | | | | | | | | | | | | | | | | | | | | | | | | | | | | | | | | | | | | | | | | | | | | | | | | | | | | | | | | | | | | | | | | | | | | | | | | | | | | | | | | | | | | | | | | | | | | | | | | | | | | | | | | | | | | | | | | | | | | | | | | | | | | | | | | | | | | | | | | | | | | | | | | | | | | | | | | | | | | | | | | | | | | | | | | | | | | | | | | | | | | | | | | | | | | | | | | | | | | | | | | | | | | | | | | |
| Batten | 21 | 2-7 | 2-4 | 6 | 1 | 6 | | | | | | | | | | | | | | | | | | | | | | | | | | | | | | | | | | | | | | | | | | | | | | | | | | | | | | | | | | | | | | | | | | | | | | | | | | | | | | | | | | | | | | | | | | | | | | | | | | | | | | | | | | | | | | | | | | | | | | | | | | | | | | | | | | | | | | | | | | | | | | | | | | | | | | | | | | | | | | | | | | | | | | | | | | | | | | | | | | | | | | | | | | | | | | | | | | | | | | | | | | | | | | | | | | | | | | | | | | | | | | | | | | | | | | | | | | | | | | | | | | | | | | | | | | | | | | | | | | | | | | | | | | | | | | | | | | | | | | | | | | | | | | | | | | | | | | | | | | | | | | | | | | | | | | | | | | | | | | | | | | | | | | | | | | | | | | | | | | | | | | | | | | | |
| Clark | 14 | 1-3 | 0-0 | 1 | 0 | 2 | | | | | | | | | | | | | | | | | | | | | | | | | | | | | | | | | | | | | | | | | | | | | | | | | | | | | | | | | | | | | | | | | | | | | | | | | | | | | | | | | | | | | | | | | | | | | | | | | | | | | | | | | | | | | | | | | | | | | | | | | | | | | | | | | | | | | | | | | | | | | | | | | | | | | | | | | | | | | | | | | | | | | | | | | | | | | | | | | | | | | | | | | | | | | | | | | | | | | | | | | | | | | | | | | | | | | | | | | | | | | | | | | | | | | | | | | | | | | | | | | | | | | | | | | | | | | | | | | | | | | | | | | | | | | | | | | | | | | | | | | | | | | | | | | | | | | | | | | | | | | | | | | | | | | | | | | | | | | | | | | | | | | | | | | | | | | | | | | | | | | | | | | | | |
| Ross | 8 | 2-2 | 0-0 | 1 | 0 | 4 | | | | | | | | | | | | | | | | | | | | | | | | | | | | | | | | | | | | | | | | | | | | | | | | | | | | | | | | | | | | | | | | | | | | | | | | | | | | | | | | | | | | | | | | | | | | | | | | | | | | | | | | | | | | | | | | | | | | | | | | | | | | | | | | | | | | | | | | | | | | | | | | | | | | | | | | | | | | | | | | | | | | | | | | | | | | | | | | | | | | | | | | | | | | | | | | | | | | | | | | | | | | | | | | | | | | | | | | | | | | | | | | | | | | | | | | | | | | | | | | | | | | | | | | | | | | | | | | | | | | | | | | | | | | | | | | | | | | | | | | | | | | | | | | | | | | | | | | | | | | | | | | | | | | | | | | | | | | | | | | | | | | | | | | | | | | | | | | | | | | | | | | | | | |
| Larsen | 8 | 0-1 | 0-0 | 0 | 0 | 0 | | | | | | | | | | | | | | | | | | | | | | | | | | | | | | | | | | | | | | | | | | | | | | | | | | | | | | | | | | | | | | | | | | | | | | | | | | | | | | | | | | | | | | | | | | | | | | | | | | | | | | | | | | | | | | | | | | | | | | | | | | | | | | | | | | | | | | | | | | | | | | | | | | | | | | | | | | | | | | | | | | | | | | | | | | | | | | | | | | | | | | | | | | | | | | | | | | | | | | | | | | | | | | | | | | | | | | | | | | | | | | | | | | | | | | | | | | | | | | | | | | | | | | | | | | | | | | | | | | | | | | | | | | | | | | | | | | | | | | | | | | | | | | | | | | | | | | | | | | | | | | | | | | | | | | | | | | | | | | | | | | | | | | | | | | | | | | | | | | | | | | | | | | | |
| Team | | | | | | | | | | | | | | | | | | | | | | | | | | | | | | | | | | | | | | | | | | | | | | | | | | | | | | | | | | | | | | | | | | | | | | | | | | | | | | | | | | | | | | | | | | | | | | | | | | | | | | | | | | | | | | | | | | | | | | | | | | | | | | | | | | | | | | | | | | | | | | | | | | | | | | | | | | | | | | | | | | | | | | | | | | | | | | | | | | | | | | | | | | | | | | | | | | | | | | | | | | | | | | | | | | | | | | | | | | | | | | | | | | | | | | | | | | | | | | | | | | | | | | | | | | | | | | | | | | | | | | | | | | | | | | | | | | | | | | | | | | | | | | | | | | | | | | | | | | | | | | | | | | | | | | | | | | | | | | | | | | | | | | | | | | | | | | | | | | | | | | | | | | | | | | | | | |
| Totals | 200 | 18-46 | 9-18 | 43 | 6 | 45 | | | | | | | | | | | | | | | | | | | | | | | | | | | | | | | | | | | | | | | | | | | | | | | | | | | | | | | | | | | | | | | | | | | | | | | | | | | | | | | | | | | | | | | | | | | | | | | | | | | | | | | | | | | | | | | | | | | | | | | | | | | | | | | | | | | | | | | | | | | | | | | | | | | | | | | | | | | | | | | | | | | | | | | | | | | | | | | | | | | | | | | | | | | | | | | | | | | | | | | | | | | | | | | | | | | | | | | | | | | | | | | | | | | | | | | | | | | | | | | | | | | | | | | | | | | | | | | | | | | | | | | | | | | | | | | | | | | | | | | | | | | | | | | | | | | | | | | | | | | | | | | | | | | | | | | | | | | | | | | | | | | | | | | | | | | | | | | | | | | | | | | | | | | |
| | Min | M-A | M-A | Reb | A | TP | | | | | | | | | | | | | | | | | | | | | | | | | | | | | | | | | | | | | | | | | | | | | | | | | | | | | | | | | | | | | | | | | | | | | | | | | | | | | | | | | | | | | | | | | | | | | | | | | | | | | | | | | | | | | | | | | | | | | | | | | | | | | | | | | | | | | | | | | | | | | | | | | | | | | | | | | | | | | | | | | | | | | | | | | | | | | | | | | | | | | | | | | | | | | | | | | | | | | | | | | | | | | | | | | | | | | | | | | | | | | | | | | | | | | | | | | | | | | | | | | | | | | | | | | | | | | | | | | | | | | | | | | | | | | | | | | | | | | | | | | | | | | | | | | | | | | | | | | | | | | | | | | | | | | | | | | | | | | | | | | | | | | | | | | | | | | | | | | | | | | | | | | | | |
| Wright | 27 | 3-7 | 5-7 | 5 | 1 | 12 | | | | | | | | | | | | | | | | | | | | | | | | | | | | | | | | | | | | | | | | | | | | | | | | | | | | | | | | | | | | | | | | | | | | | | | | | | | | | | | | | | | | | | | | | | | | | | | | | | | | | | | | | | | | | | | | | | | | | | | | | | | | | | | | | | | | | | | | | | | | | | | | | | | | | | | | | | | | | | | | | | | | | | | | | | | | | | | | | | | | | | | | | | | | | | | | | | | | | | | | | | | | | | | | | | | | | | | | | | | | | | | | | | | | | | | | | | | | | | | | | | | | | | | | | | | | | | | | | | | | | | | | | | | | | | | | | | | | | | | | | | | | | | | | | | | | | | | | | | | | | | | | | | | | | | | | | | | | | | | | | | | | | | | | | | | | | | | | | | | | | | | | | | | |
| Painter | 29 | 5-11 | 0-1 | 8 | 1 | 12 | | | | | | | | | | | | | | | | | | | | | | | | | | | | | | | | | | | | | | | | | | | | | | | | | | | | | | | | | | | | | | | | | | | | | | | | | | | | | | | | | | | | | | | | | | | | | | | | | | | | | | | | | | | | | | | | | | | | | | | | | | | | | | | | | | | | | | | | | | | | | | | | | | | | | | | | | | | | | | | | | | | | | | | | | | | | | | | | | | | | | | | | | | | | | | | | | | | | | | | | | | | | | | | | | | | | | | | | | | | | | | | | | | | | | | | | | | | | | | | | | | | | | | | | | | | | | | | | | | | | | | | | | | | | | | | | | | | | | | | | | | | | | | | | | | | | | | | | | | | | | | | | | | | | | | | | | | | | | | | | | | | | | | | | | | | | | | | | | | | | | | | | | | | |
| Bacote | 25 | 4-7 | 0-0 | 0 | 4 | 10 | | | | | | | | | | | | | | | | | | | | | | | | | | | | | | | | | | | | | | | | | | | | | | | | | | | | | | | | | | | | | | | | | | | | | | | | | | | | | | | | | | | | | | | | | | | | | | | | | | | | | | | | | | | | | | | | | | | | | | | | | | | | | | | | | | | | | | | | | | | | | | | | | | | | | | | | | | | | | | | | | | | | | | | | | | | | | | | | | | | | | | | | | | | | | | | | | | | | | | | | | | | | | | | | | | | | | | | | | | | | | | | | | | | | | | | | | | | | | | | | | | | | | | | | | | | | | | | | | | | | | | | | | | | | | | | | | | | | | | | | | | | | | | | | | | | | | | | | | | | | | | | | | | | | | | | | | | | | | | | | | | | | | | | | | | | | | | | | | | | | | | | | | | | |
| Palmore | 34 | 3-6 | 6-8 | 7 | 1 | 12 | | | | | | | | | | | | | | | | | | | | | | | | | | | | | | | | | | | | | | | | | | | | | | | | | | | | | | | | | | | | | | | | | | | | | | | | | | | | | | | | | | | | | | | | | | | | | | | | | | | | | | | | | | | | | | | | | | | | | | | | | | | | | | | | | | | | | | | | | | | | | | | | | | | | | | | | | | | | | | | | | | | | | | | | | | | | | | | | | | | | | | | | | | | | | | | | | | | | | | | | | | | | | | | | | | | | | | | | | | | | | | | | | | | | | | | | | | | | | | | | | | | | | | | | | | | | | | | | | | | | | | | | | | | | | | | | | | | | | | | | | | | | | | | | | | | | | | | | | | | | | | | | | | | | | | | | | | | | | | | | | | | | | | | | | | | | | | | | | | | | | | | | | | | |
| Hill | 33 | 3-8 | 3-6 | 3 | 4 | 10 | | | | | | | | | | | | | | | | | | | | | | | | | | | | | | | | | | | | | | | | | | | | | | | | | | | | | | | | | | | | | | | | | | | | | | | | | | | | | | | | | | | | | | | | | | | | | | | | | | | | | | | | | | | | | | | | | | | | | | | | | | | | | | | | | | | | | | | | | | | | | | | | | | | | | | | | | | | | | | | | | | | | | | | | | | | | | | | | | | | | | | | | | | | | | | | | | | | | | | | | | | | | | | | | | | | | | | | | | | | | | | | | | | | | | | | | | | | | | | | | | | | | | | | | | | | | | | | | | | | | | | | | | | | | | | | | | | | | | | | | | | | | | | | | | | | | | | | | | | | | | | | | | | | | | | | | | | | | | | | | | | | | | | | | | | | | | | | | | | | | | | | | | | | |
| Batten | 21 | 3-8 | 3-6 | 5 | 1 | 10 | | | | | | | | | | | | | | | | | | | | | | | | | | | | | | | | | | | | | | | | | | | | | | | | | | | | | | | | | | | | | | | | | | | | | | | | | | | | | | | | | | | | | | | | | | | | | | | | | | | | | | | | | | | | | | | | | | | | | | | | | | | | | | | | | | | | | | | | | | | | | | | | | | | | | | | | | | | | | | | | | | | | | | | | | | | | | | | | | | | | | | | | | | | | | | | | | | | | | | | | | | | | | | | | | | | | | | | | | | | | | | | | | | | | | | | | | | | | | | | | | | | | | | | | | | | | | | | | | | | | | | | | | | | | | | | | | | | | | | | | | | | | | | | | | | | | | | | | | | | | | | | | | | | | | | | | | | | | | | | | | | | | | | | | | | | | | | | | | | | | | | | | | | | |
| Clark | 8 | 1-1 | 0-0 | 1 | 2 | 2 | | | | | | | | | | | | | | | | | | | | | | | | | | | | | | | | | | | | | | | | | | | | | | | | | | | | | | | | | | | | | | | | | | | | | | | | | | | | | | | | | | | | | | | | | | | | | | | | | | | | | | | | | | | | | | | | | | | | | | | | | | | | | | | | | | | | | | | | | | | | | | | | | | | | | | | | | | | | | | | | | | | | | | | | | | | | | | | | | | | | | | | | | | | | | | | | | | | | | | | | | | | | | | | | | | | | | | | | | | | | | | | | | | | | | | | | | | | | | | | | | | | | | | | | | | | | | | | | | | | | | | | | | | | | | | | | | | | | | | | | | | | | | | | | | | | | | | | | | | | | | | | | | | | | | | | | | | | | | | | | | | | | | | | | | | | | | | | | | | | | | | | | | | | |
| Ross | 15 | 2-4 | 0-0 | 3 | 0 | 4 | | | | | | | | | | | | | | | | | | | | | | | | | | | | | | | | | | | | | | | | | | | | | | | | | | | | | | | | | | | | | | | | | | | | | | | | | | | | | | | | | | | | | | | | | | | | | | | | | | | | | | | | | | | | | | | | | | | | | | | | | | | | | | | | | | | | | | | | | | | | | | | | | | | | | | | | | | | | | | | | | | | | | | | | | | | | | | | | | | | | | | | | | | | | | | | | | | | | | | | | | | | | | | | | | | | | | | | | | | | | | | | | | | | | | | | | | | | | | | | | | | | | | | | | | | | | | | | | | | | | | | | | | | | | | | | | | | | | | | | | | | | | | | | | | | | | | | | | | | | | | | | | | | | | | | | | | | | | | | | | | | | | | | | | | | | | | | | | | | | | | | | | | | | |
| Larsen | 8 | 0-2 | 0-0 | 3 | 0 | 0 | | | | | | | | | | | | | | | | | | | | | | | | | | | | | | | | | | | | | | | | | | | | | | | | | | | | | | | | | | | | | | | | | | | | | | | | | | | | | | | | | | | | | | | | | | | | | | | | | | | | | | | | | | | | | | | | | | | | | | | | | | | | | | | | | | | | | | | | | | | | | | | | | | | | | | | | | | | | | | | | | | | | | | | | | | | | | | | | | | | | | | | | | | | | | | | | | | | | | | | | | | | | | | | | | | | | | | | | | | | | | | | | | | | | | | | | | | | | | | | | | | | | | | | | | | | | | | | | | | | | | | | | | | | | | | | | | | | | | | | | | | | | | | | | | | | | | | | | | | | | | | | | | | | | | | | | | | | | | | | | | | | | | | | | | | | | | | | | | | | | | | | | | | | |
| Team | | | | | | | | | | | | | | | | | | | | | | | | | | | | | | | | | | | | | | | | | | | | | | | | | | | | | | | | | | | | | | | | | | | | | | | | | | | | | | | | | | | | | | | | | | | | | | | | | | | | | | | | | | | | | | | | | | | | | | | | | | | | | | | | | | | | | | | | | | | | | | | | | | | | | | | | | | | | | | | | | | | | | | | | | | | | | | | | | | | | | | | | | | | | | | | | | | | | | | | | | | | | | | | | | | | | | | | | | | | | | | | | | | | | | | | | | | | | | | | | | | | | | | | | | | | | | | | | | | | | | | | | | | | | | | | | | | | | | | | | | | | | | | | | | | | | | | | | | | | | | | | | | | | | | | | | | | | | | | | | | | | | | | | | | | | | | | | | | | | | | | | | | | | | | | | | | |
| Totals | 200 | 25-54 | 17-28 | 38 | 14 | 72 | | | | | | | | | | | | | | | | | | | | | | | | | | | | | | | | | | | | | | | | | | | | | | | | | | | | | | | | | | | | | | | | | | | | | | | | | | | | | | | | | | | | | | | | | | | | | | | | | | | | | | | | | | | | | | | | | | | | | | | | | | | | | | | | | | | | | | | | | | | | | | | | | | | | | | | | | | | | | | | | | | | | | | | | | | | | | | | | | | | | | | | | | | | | | | | | | | | | | | | | | | | | | | | | | | | | | | | | | | | | | | | | | | | | | | | | | | | | | | | | | | | | | | | | | | | | | | | | | | | | | | | | | | | | | | | | | | | | | | | | | | | | | | | | | | | | | | | | | | | | | | | | | | | | | | | | | | | | | | | | | | | | | | | | | | | | | | | | | | | | | | | | | | | |
| | Min | M-A | M-A | Reb | A | TP | | | | | | | | | | | | | | | | | | | | | | | | | | | | | | | | | | | | | | | | | | | | | | | | | | | | | | | | | | | | | | | | | | | | | | | | | | | | | | | | | | | | | | | | | | | | | | | | | | | | | | | | | | | | | | | | | | | | | | | | | | | | | | | | | | | | | | | | | | | | | | | | | | | | | | | | | | | | | | | | | | | | | | | | | | | | | | | | | | | | | | | | | | | | | | | | | | | | | | | | | | | | | | | | | | | | | | | | | | | | | | | | | | | | | | | | | | | | | | | | | | | | | | | | | | | | | | | | | | | | | | | | | | | | | | | | | | | | | | | | | | | | | | | | | | | | | | | | | | | | | | | | | | | | | | | | | | | | | | | | | | | | | | | | | | | | | | | | | | | | | | | | | | | |
| Wright | 29 | 2-7 | 2-2 | 6 | 1 | 7 | | | | | | | | | | | | | | | | | | | | | | | | | | | | | | | | | | | | | | | | | | | | | | | | | | | | | | | | | | | | | | | | | | | | | | | | | | | | | | | | | | | | | | | | | | | | | | | | | | | | | | | | | | | | | | | | | | | | | | | | | | | | | | | | | | | | | | | | | | | | | | | | | | | | | | | | | | | | | | | | | | | | | | | | | | | | | | | | | | | | | | | | | | | | | | | | | | | | | | | | | | | | | | | | | | | | | | | | | | | | | | | | | | | | | | | | | | | | | | | | | | | | | | | | | | | | | | | | | | | | | | | | | | | | | | | | | | | | | | | | | | | | | | | | | | | | | | | | | | | | | | | | | | | | | | | | | | | | | | | | | | | | | | | | | | | | | | | | | | | | | | | | | | | |
| Painter | 17 | 2-7 | 2-4 | 4 | 0 | 6 | | | | | | | | | | | | | | | | | | | | | | | | | | | | | | | | | | | | | | | | | | | | | | | | | | | | | | | | | | | | | | | | | | | | | | | | | | | | | | | | | | | | | | | | | | | | | | | | | | | | | | | | | | | | | | | | | | | | | | | | | | | | | | | | | | | | | | | | | | | | | | | | | | | | | | | | | | | | | | | | | | | | | | | | | | | | | | | | | | | | | | | | | | | | | | | | | | | | | | | | | | | | | | | | | | | | | | | | | | | | | | | | | | | | | | | | | | | | | | | | | | | | | | | | | | | | | | | | | | | | | | | | | | | | | | | | | | | | | | | | | | | | | | | | | | | | | | | | | | | | | | | | | | | | | | | | | | | | | | | | | | | | | | | | | | | | | | | | | | | | | | | | | | | |
| Palmore | 29 | 3-9 | 3-3 | 7 | 5 | 9 | | | | | | | | | | | | | | | | | | | | | | | | | | | | | | | | | | | | | | | | | | | | | | | | | | | | | | | | | | | | | | | | | | | | | | | | | | | | | | | | | | | | | | | | | | | | | | | | | | | | | | | | | | | | | | | | | | | | | | | | | | | | | | | | | | | | | | | | | | | | | | | | | | | | | | | | | | | | | | | | | | | | | | | | | | | | | | | | | | | | | | | | | | | | | | | | | | | | | | | | | | | | | | | | | | | | | | | | | | | | | | | | | | | | | | | | | | | | | | | | | | | | | | | | | | | | | | | | | | | | | | | | | | | | | | | | | | | | | | | | | | | | | | | | | | | | | | | | | | | | | | | | | | | | | | | | | | | | | | | | | | | | | | | | | | | | | | | | | | | | | | | | | | | |
| Clark | 21 | 1-5 | 0-0 | 1 | 1 | 2 | | | | | | | | | | | | | | | | | | | | | | | | | | | | | | | | | | | | | | | | | | | | | | | | | | | | | | | | | | | | | | | | | | | | | | | | | | | | | | | | | | | | | | | | | | | | | | | | | | | | | | | | | | | | | | | | | | | | | | | | | | | | | | | | | | | | | | | | | | | | | | | | | | | | | | | | | | | | | | | | | | | | | | | | | | | | | | | | | | | | | | | | | | | | | | | | | | | | | | | | | | | | | | | | | | | | | | | | | | | | | | | | | | | | | | | | | | | | | | | | | | | | | | | | | | | | | | | | | | | | | | | | | | | | | | | | | | | | | | | | | | | | | | | | | | | | | | | | | | | | | | | | | | | | | | | | | | | | | | | | | | | | | | | | | | | | | | | | | | | | | | | | | | | |
| Hill | 27 | 1-6 | 8-10 | 7 | 1 | 10 | | | | | | | | | | | | | | | | | | | | | | | | | | | | | | | | | | | | | | | | | | | | | | | | | | | | | | | | | | | | | | | | | | | | | | | | | | | | | | | | | | | | | | | | | | | | | | | | | | | | | | | | | | | | | | | | | | | | | | | | | | | | | | | | | | | | | | | | | | | | | | | | | | | | | | | | | | | | | | | | | | | | | | | | | | | | | | | | | | | | | | | | | | | | | | | | | | | | | | | | | | | | | | | | | | | | | | | | | | | | | | | | | | | | | | | | | | | | | | | | | | | | | | | | | | | | | | | | | | | | | | | | | | | | | | | | | | | | | | | | | | | | | | | | | | | | | | | | | | | | | | | | | | | | | | | | | | | | | | | | | | | | | | | | | | | | | | | | | | | | | | | | | | | |
| Bacote | 21 | 5-7 | 3-6 | 1 | 2 | 15 | | | | | | | | | | | | | | | | | | | | | | | | | | | | | | | | | | | | | | | | | | | | | | | | | | | | | | | | | | | | | | | | | | | | | | | | | | | | | | | | | | | | | | | | | | | | | | | | | | | | | | | | | | | | | | | | | | | | | | | | | | | | | | | | | | | | | | | | | | | | | | | | | | | | | | | | | | | | | | | | | | | | | | | | | | | | | | | | | | | | | | | | | | | | | | | | | | | | | | | | | | | | | | | | | | | | | | | | | | | | | | | | | | | | | | | | | | | | | | | | | | | | | | | | | | | | | | | | | | | | | | | | | | | | | | | | | | | | | | | | | | | | | | | | | | | | | | | | | | | | | | | | | | | | | | | | | | | | | | | | | | | | | | | | | | | | | | | | | | | | | | | | | | | |
| Batten | 24 | 4-13 | 1-1 | 3 | 1 | 11 | | | | | | | | | | | | | | | | | | | | | | | | | | | | | | | | | | | | | | | | | | | | | | | | | | | | | | | | | | | | | | | | | | | | | | | | | | | | | | | | | | | | | | | | | | | | | | | | | | | | | | | | | | | | | | | | | | | | | | | | | | | | | | | | | | | | | | | | | | | | | | | | | | | | | | | | | | | | | | | | | | | | | | | | | | | | | | | | | | | | | | | | | | | | | | | | | | | | | | | | | | | | | | | | | | | | | | | | | | | | | | | | | | | | | | | | | | | | | | | | | | | | | | | | | | | | | | | | | | | | | | | | | | | | | | | | | | | | | | | | | | | | | | | | | | | | | | | | | | | | | | | | | | | | | | | | | | | | | | | | | | | | | | | | | | | | | | | | | | | | | | | | | | | |
| Ross | 19 | 5-9 | 0-0 | 6 | 0 | 4 | | | | | | | | | | | | | | | | | | | | | | | | | | | | | | | | | | | | | | | | | | | | | | | | | | | | | | | | | | | | | | | | | | | | | | | | | | | | | | | | | | | | | | | | | | | | | | | | | | | | | | | | | | | | | | | | | | | | | | | | | | | | | | | | | | | | | | | | | | | | | | | | | | | | | | | | | | | | | | | | | | | | | | | | | | | | | | | | | | | | | | | | | | | | | | | | | | | | | | | | | | | | | | | | | | | | | | | | | | | | | | | | | | | | | | | | | | | | | | | | | | | | | | | | | | | | | | | | | | | | | | | | | | | | | | | | | | | | | | | | | | | | | | | | | | | | | | | | | | | | | | | | | | | | | | | | | | | | | | | | | | | | | | | | | | | | | | | | | | | | | | | | | | | |
| Larsen | 13 | 0-2 | 0-0 | 2 | 0 | 0 | | | | | | | | | | | | | | | | | | | | | | | | | | | | | | | | | | | | | | | | | | | | | | | | | | | | | | | | | | | | | | | | | | | | | | | | | | | | | | | | | | | | | | | | | | | | | | | | | | | | | | | | | | | | | | | | | | | | | | | | | | | | | | | | | | | | | | | | | | | | | | | | | | | | | | | | | | | | | | | | | | | | | | | | | | | | | | | | | | | | | | | | | | | | | | | | | | | | | | | | | | | | | | | | | | | | | | | | | | | | | | | | | | | | | | | | | | | | | | | | | | | | | | | | | | | | | | | | | | | | | | | | | | | | | | | | | | | | | | | | | | | | | | | | | | | | | | | | | | | | | | | | | | | | | | | | | | | | | | | | | | | | | | | | | | | | | | | | | | | | | | | | | | | |
| Team | | | | | | | | | | | | | | | | | | | | | | | | | | | | | | | | | | | | | | | | | | | | | | | | | | | | | | | | | | | | | | | | | | | | | | | | | | | | | | | | | | | | | | | | | | | | | | | | | | | | | | | | | | | | | | | | | | | | | | | | | | | | | | | | | | | | | | | | | | | | | | | | | | | | | | | | | | | | | | | | | | | | | | | | | | | | | | | | | | | | | | | | | | | | | | | | | | | | | | | | | | | | | | | | | | | | | | | | | | | | | | | | | | | | | | | | | | | | | | | | | | | | | | | | | | | | | | | | | | | | | | | | | | | | | | | | | | | | | | | | | | | | | | | | | | | | | | | | | | | | | | | | | | | | | | | | | | | | | | | | | | | | | | | | | | | | | | | | | | | | | | | | | | | | | | | | | |
| Totals | 200 | 23-65 | 19-26 | 43 | 11 | 70 | | | | | | | | | | | | | | | | | | | | | | | | | | | | | | | | | | | | | | | | | | | | | | | | | | | | | | | | | | | | | | | | | | | | | | | | | | | | | | | | | | | | | | | | | | | | | | | | | | | | | | | | | | | | | | | | | | | | | | | | | | | | | | | | | | | | | | | | | | | | | | | | | | | | | | | | | | | | | | | | | | | | | | | | | | | | | | | | | | | | | | | | | | | | | | | | | | | | | | | | | | | | | | | | | | | | | | | | | | | | | | | | | | | | | | | | | | | | | | | | | | | | | | | | | | | | | | | | | | | | | | | | | | | | | | | | | | | | | | | | | | | | | | | | | | | | | | | | | | | | | | | | | | | | | | | | | | | | | | | | | | | | | | | | | | | | | | | | | | | | | | | | | | | |
| | Min | M-A | M-A | Reb | A | TP | | | | | | | | | | | | | | | | | | | | | | | | | | | | | | | | | | | | | | | | | | | | | | | | | | | | | | | | | | | | | | | | | | | | | | | | | | | | | | | | | | | | | | | | | | | | | | | | | | | | | | | | | | | | | | | | | | | | | | | | | | | | | | | | | | | | | | | | | | | | | | | | | | | | | | | | | | | | | | | | | | | | | | | | | | | | | | | | | | | | | | | | | | | | | | | | | | | | | | | | | | | | | | | | | | | | | | | | | | | | | | | | | | | | | | | | | | | | | | | | | | | | | | | | | | | | | | | | | | | | | | | | | | | | | | | | | | | | | | | | | | | | | | | | | | | | | | | | | | | | | | | | | | | | | | | | | | | | | | | | | | | | | | | | | | | | | | | | | | | | | | | | | | | |
| Grady | 32 | 4-9 | 5-6 | 6 | 2 | 13 | | | | | | | | | | | | | | | | | | | | | | | | | | | | | | | | | | | | | | | | | | | | | | | | | | | | | | | | | | | | | | | | | | | | | | | | | | | | | | | | | | | | | | | | | | | | | | | | | | | | | | | | | | | | | | | | | | | | | | | | | | | | | | | | | | | | | | | | | | | | | | | | | | | | | | | | | | | | | | | | | | | | | | | | | | | | | | | | | | | | | | | | | | | | | | | | | | | | | | | | | | | | | | | | | | | | | | | | | | | | | | | | | | | | | | | | | | | | | | | | | | | | | | | | | | | | | | | | | | | | | | | | | | | | | | | | | | | | | | | | | | | | | | | | | | | | | | | | | | | | | | | | | | | | | | | | | | | | | | | | | | | | | | | | | | | | | | | | | | | | | | | | | | | |
| Mason | 35 | 6-10 | 5-6 | 3 | 0 | 17 | | | | | | | | | | | | | | | | | | | | | | | | | | | | | | | | | | | | | | | | | | | | | | | | | | | | | | | | | | | | | | | | | | | | | | | | | | | | | | | | | | | | | | | | | | | | | | | | | | | | | | | | | | | | | | | | | | | | | | | | | | | | | | | | | | | | | | | | | | | | | | | | | | | | | | | | | | | | | | | | | | | | | | | | | | | | | | | | | | | | | | | | | | | | | | | | | | | | | | | | | | | | | | | | | | | | | | | | | | | | | | | | | | | | | | | | | | | | | | | | | | | | | | | | | | | | | | | | | | | | | | | | | | | | | | | | | | | | | | | | | | | | | | | | | | | | | | | | | | | | | | | | | | | | | | | | | | | | | | | | | | | | | | | | | | | | | | | | | | | | | | | | | | | |
| Kamczyk | 39 | 3-7 | 3-3 | 1 | 7 | 10 | | | | | | | | | | | | | | | | | | | | | | | | | | | | | | | | | | | | | | | | | | | | | | | | | | | | | | | | | | | | | | | | | | | | | | | | | | | | | | | | | | | | | | | | | | | | | | | | | | | | | | | | | | | | | | | | | | | | | | | | | | | | | | | | | | | | | | | | | | | | | | | | | | | | | | | | | | | | | | | | | | | | | | | | | | | | | | | | | | | | | | | | | | | | | | | | | | | | | | | | | | | | | | | | | | | | | | | | | | | | | | | | | | | | | | | | | | | | | | | | | | | | | | | | | | | | | | | | | | | | | | | | | | | | | | | | | | | | | | | | | | | | | | | | | | | | | | | | | | | | | | | | | | | | | | | | | | | | | | | | | | | | | | | | | | | | | | | | | | | | | | | | | | | |
| Douglas | 29 | 5-10 | 1-3 | 5 | 2 | 11 | | | | | | | | | | | | | | | | | | | | | | | | | | | | | | | | | | | | | | | | | | | | | | | | | | | | | | | | | | | | | | | | | | | | | | | | | | | | | | | | | | | | | | | | | | | | | | | | | | | | | | | | | | | | | | | | | | | | | | | | | | | | | | | | | | | | | | | | | | | | | | | | | | | | | | | | | | | | | | | | | | | | | | | | | | | | | | | | | | | | | | | | | | | | | | | | | | | | | | | | | | | | | | | | | | | | | | | | | | | | | | | | | | | | | | | | | | | | | | | | | | | | | | | | | | | | | | | | | | | | | | | | | | | | | | | | | | | | | | | | | | | | | | | | | | | | | | | | | | | | | | | | | | | | | | | | | | | | | | | | | | | | | | | | | | | | | | | | | | | | | | | | | | | |
| Lee | 32 | 5-13 | 2-3 | 2 | 2 | 13 | | | | | | | | | | | | | | | | | | | | | | | | | | | | | | | | | | | | | | | | | | | | | | | | | | | | | | | | | | | | | | | | | | | | | | | | | | | | | | | | | | | | | | | | | | | | | | | | | | | | | | | | | | | | | | | | | | | | | | | | | | | | | | | | | | | | | | | | | | | | | | | | | | | | | | | | | | | | | | | | | | | | | | | | | | | | | | | | | | | | | | | | | | | | | | | | | | | | | | | | | | | | | | | | | | | | | | | | | | | | | | | | | | | | | | | | | | | | | | | | | | | | | | | | | | | | | | | | | | | | | | | | | | | | | | | | | | | | | | | | | | | | | | | | | | | | | | | | | | | | | | | | | | | | | | | | | | | | | | | | | | | | | | | | | | | | | | | | | | | | | | | | | | | |
| Ivory | 12 | 0-2 | 0-2 | 1 | 0 | 0 | | | | | | | | | | | | | | | | | | | | | | | | | | | | | | | | | | | | | | | | | | | | | | | | | | | | | | | | | | | | | | | | | | | | | | | | | | | | | | | | | | | | | | | | | | | | | | | | | | | | | | | | | | | | | | | | | | | | | | | | | | | | | | | | | | | | | | | | | | | | | | | | | | | | | | | | | | | | | | | | | | | | | | | | | | | | | | | | | | | | | | | | | | | | | | | | | | | | | | | | | | | | | | | | | | | | | | | | | | | | | | | | | | | | | | | | | | | | | | | | | | | | | | | | | | | | | | | | | | | | | | | | | | | | | | | | | | | | | | | | | | | | | | | | | | | | | | | | | | | | | | | | | | | | | | | | | | | | | | | | | | | | | | | | | | | | | | | | | | | | | | | | | | | |
| Forbes | 9 | 1-3 | 0-0 | 2 | 0 | 3 | | | | | | | | | | | | | | | | | | | | | | | | | | | | | | | | | | | | | | | | | | | | | | | | | | | | | | | | | | | | | | | | | | | | | | | | | | | | | | | | | | | | | | | | | | | | | | | | | | | | | | | | | | | | | | | | | | | | | | | | | | | | | | | | | | | | | | | | | | | | | | | | | | | | | | | | | | | | | | | | | | | | | | | | | | | | | | | | | | | | | | | | | | | | | | | | | | | | | | | | | | | | | | | | | | | | | | | | | | | | | | | | | | | | | | | | | | | | | | | | | | | | | | | | | | | | | | | | | | | | | | | | | | | | | | | | | | | | | | | | | | | | | | | | | | | | | | | | | | | | | | | | | | | | | | | | | | | | | | | | | | | | | | | | | | | | | | | | | | | | | | | | | | | |
| Veira | 1 | 0-0 | 0-0 | 1 | 0 | 0 | | | | | | | | | | | | | | | | | | | | | | | | | | | | | | | | | | | | | | | | | | | | | | | | | | | | | | | | | | | | | | | | | | | | | | | | | | | | | | | | | | | | | | | | | | | | | | | | | | | | | | | | | | | | | | | | | | | | | | | | | | | | | | | | | | | | | | | | | | | | | | | | | | | | | | | | | | | | | | | | | | | | | | | | | | | | | | | | | | | | | | | | | | | | | | | | | | | | | | | | | | | | | | | | | | | | | | | | | | | | | | | | | | | | | | | | | | | | | | | | | | | | | | | | | | | | | | | | | | | | | | | | | | | | | | | | | | | | | | | | | | | | | | | | | | | | | | | | | | | | | | | | | | | | | | | | | | | | | | | | | | | | | | | | | | | | | | | | | | | | | | | | | | | |
| Ndaye | 10 | 0-1 | 0-0 | 1 | 0 | 1 | | | | | | | | | | | | | | | | | | | | | | | | | | | | | | | | | | | | | | | | | | | | | | | | | | | | | | | | | | | | | | | | | | | | | | | | | | | | | | | | | | | | | | | | | | | | | | | | | | | | | | | | | | | | | | | | | | | | | | | | | | | | | | | | | | | | | | | | | | | | | | | | | | | | | | | | | | | | | | | | | | | | | | | | | | | | | | | | | | | | | | | | | | | | | | | | | | | | | | | | | | | | | | | | | | | | | | | | | | | | | | | | | | | | | | | | | | | | | | | | | | | | | | | | | | | | | | | | | | | | | | | | | | | | | | | | | | | | | | | | | | | | | | | | | | | | | | | | | | | | | | | | | | | | | | | | | | | | | | | | | | | | | | | | | | | | | | | | | | | | | | | | | | | |
| Scales | 1 | 0-0 | 0-0 | 0 | 0 | 0 | | | | | | | | | | | | | | | | | | | | | | | | | | | | | | | | | | | | | | | | | | | | | | | | | | | | | | | | | | | | | | | | | | | | | | | | | | | | | | | | | | | | | | | | | | | | | | | | | | | | | | | | | | | | | | | | | | | | | | | | | | | | | | | | | | | | | | | | | | | | | | | | | | | | | | | | | | | | | | | | | | | | | | | | | | | | | | | | | | | | | | | | | | | | | | | | | | | | | | | | | | | | | | | | | | | | | | | | | | | | | | | | | | | | | | | | | | | | | | | | | | | | | | | | | | | | | | | | | | | | | | | | | | | | | | | | | | | | | | | | | | | | | | | | | | | | | | | | | | | | | | | | | | | | | | | | | | | | | | | | | | | | | | | | | | | | | | | | | | | | | | | | | | | |
| Team | | | | | | | | | | | | | | | | | | | | | | | | | | | | | | | | | | | | | | | | | | | | | | | | | | | | | | | | | | | | | | | | | | | | | | | | | | | | | | | | | | | | | | | | | | | | | | | | | | | | | | | | | | | | | | | | | | | | | | | | | | | | | | | | | | | | | | | | | | | | | | | | | | | | | | | | | | | | | | | | | | | | | | | | | | | | | | | | | | | | | | | | | | | | | | | | | | | | | | | | | | | | | | | | | | | | | | | | | | | | | | | | | | | | | | | | | | | | | | | | | | | | | | | | | | | | | | | | | | | | | | | | | | | | | | | | | | | | | | | | | | | | | | | | | | | | | | | | | | | | | | | | | | | | | | | | | | | | | | | | | | | | | | | | | | | | | | | | | | | | | | | | | | | | | | | | | |
| Totals | 200 | 24-55 | 16-23 | 28 | 13 | 67 | | | | | | | | | | | | | | | | | | | | | | | | | | | | | | | | | | | | | | | | | | | | | | | | | | | | | | | | | | | | | | | | | | | | | | | | | | | | | | | | | | | | | | | | | | | | | | | | | | | | | | | | | | | | | | | | | | | | | | | | | | | | | | | | | | | | | | | | | | | | | | | | | | | | | | | | | | | | | | | | | | | | | | | | | | | | | | | | | | | | | | | | | | | | | | | | | | | | | | | | | | | | | | | | | | | | | | | | | | | | | | | | | | | | | | | | | | | | | | | | | | | | | | | | | | | | | | | | | | | | | | | | | | | | | | | | | | | | | | | | | | | | | | | | | | | | | | | | | | | | | | | | | | | | | | | | | | | | | | | | | | | | | | | | | | | | | | | | | | | | | | | | | | | |
| Holy Cross 22 24 46 ODU 18 27 45 ATT: 7,283 Officials: Porterfield, Williams, & Goble | Morgan State 27 34 61 ODU 28 44 72 ATT: 6,993 Officials: Potter, Smith, & Dorsey | UTSA 40 39 79 ODU 37 33 70 ATT: 6,233 Officials: Jones, Raspo, & Terry | CSU 30 25 55 ODU 25 42 67 ATT: 1,289 Officials: Bostic, Dawkins, & Humes | | | | | | | | | | | | | | | | | | | | | | | | | | | | | | | | | | | | | | | | | | | | | | | | | | | | | | | | | | | | | | | | | | | | | | | | | | | | | | | | | | | | | | | | | | | | | | | | | | | | | | | | | | | | | | | | | | | | | | | | | | | | | | | | | | | | | | | | | | | | | | | | | | | | | | | | | | | | | | | | | | | | | | | | | | | | | | | | | | | | | | | | | | | | | | | | | | | | | | | | | | | | | | | | | | | | | | | | | | | | | | | | | | | | | | | | | | | | | | | | | | | | | | | | | | | | | | | | | | | | | | | | | | | | | | | | | | | | | | | | | | | | | | | | | | | | | | | | | | | | | | | | | | | | | | | | | | | | | | | | | | | | | | | | | | | | | | | | | | | | | | | | | | | | | | |
| November 21, 2012 Constant Center * Norfolk, VA | November 24, 2012 CFSB Center * Murray, KY | December 1, 2012 Kaplan Arena * Williamsburg, VA | December 4, 2012 Constant Center * Norfolk, VA | | | | | | | | | | | | | | | | | | | | | | | | | | | | | | | | | | | | | | | | | | | | | | | | | | | | | | | | | | | | | | | | | | | | | | | | | | | | | | | | | | | | | | | | | | | | | | | | | | | | | | | | | | | | | | | | | | | | | | | | | | | | | | | | | | | | | | | | | | | | | | | | | | | | | | | | | | | | | | | | | | | | | | | | | | | | | | | | | | | | | | | | | | | | | | | | | | | | | | | | | | | | | | | | | | | | | | | | | | | | | | | | | | | | | | | | | | | | | | | | | | | | | | | | | | | | | | | | | | | | | | | | | | | | | | | | | | | | | | | | | | | | | | | | | | | | | | | | | | | | | | | | | | | | | | | | | | | | | | | | | | | | | | | | | | | | | | | | | | | | | | | | | | | | | | |
| VMI 76 OLD DOMINION 71 | OLD DOMINION 72 MURRAY STATE 79 | OLD DOMINION 62 WILLIAM & MARY 71 | RICHMOND 80 OLD DOMINION 53 | | | | | | | | | | | | | | | | | | | | | | | | | | | | | | | | | | | | | | | | | | | | | | | | | | | | | | | | | | | | | | | | | | | | | | | | | | | | | | | | | | | | | | | | | | | | | | | | | | | | | | | | | | | | | | | | | | | | | | | | | | | | | | | | | | | | | | | | | | | | | | | | | | | | | | | | | | | | | | | | | | | | | | | | | | | | | | | | | | | | | | | | | | | | | | | | | | | | | | | | | | | | | | | | | | | | | | | | | | | | | | | | | | | | | | | | | | | | | | | | | | | | | | | | | | | | | | | | | | | | | | | | | | | | | | | | | | | | | | | | | | | | | | | | | | | | | | | | | | | | | | | | | | | | | | | | | | | | | | | | | | | | | | | | | | | | | | | | | | | | | | | | | | | | | | |
| VMI <table border="1" style="width: 100%; border-collapse: collapse;"> <thead> <tr> <th></th> <th>MIN</th> <th>FG</th> <th>FT</th> <th>Reb</th> <th>A</th> <th>TP</th> </tr> </thead> <tbody> <tr><td>Okoye</td><td>30</td><td>9-18</td><td>3-5</td><td>7</td><td>3</td><td>22</td></tr> <tr><td>Gore</td><td>33</td><td>1-6</td><td>0-2</td><td>6</td><td>5</td><td>2</td></tr> <tr><td>Covington</td><td>37</td><td>4-10</td><td>5-7</td><td>10</td><td>1</td><td>13</td></tr> <tr><td>Glasgow</td><td>35</td><td>5-10</td><td>2-4</td><td>1</td><td>5</td><td>13</td></tr> <tr><td>Brown</td><td>16</td><td>2-2</td><td>0-0</td><td>1</td><td>1</td><td>5</td></tr> <tr><td>Stephenson</td><td>10</td><td>2-3</td><td>2-2</td><td>1</td><td>0</td><td>6</td></tr> <tr><td>Albritton</td><td>15</td><td>3-5</td><td>0-0</td><td>1</td><td>2</td><td>9</td></tr> <tr><td>Anglade</td><td>18</td><td>3-5</td><td>0-0</td><td>1</td><td>0</td><td>6</td></tr> <tr><td>Marshall</td><td>6</td><td>0-1</td><td>0-0</td><td>0</td><td>0</td><td>0</td></tr> <tr><td>Team</td><td></td><td></td><td></td><td></td><td></td><td></td></tr> <tr><td>Totals</td><td>200</td><td>29-60</td><td>12-20</td><td>34</td><td>17</td><td>76</td></tr> </tbody> </table> <p>Percentages: FG- .483 FT- .600 3FG- .288 (Okoye 3-5, Gore 0-2, Glasgow 1-6, Brown 1-1, Stephenson 0-1, Albritton 3-5, Marshall 0-1) Turnovers - 13 (Okoye 4, Gore 1, Covington 3, Glasgow 2, Albritton 3) Steals - 12 (Okoye 4, Gore 1, Covington 3, Glasgow 2, Anglade 2) Blocks - 10 (Okoye 2, Covington 7, Anglade 1)</p> | | MIN | FG | FT | Reb | A | TP | Okoye | 30 | 9-18 | 3-5 | 7 | 3 | 22 | Gore | 33 | 1-6 | 0-2 | 6 | 5 | 2 | Covington | 37 | 4-10 | 5-7 | 10 | 1 | 13 | Glasgow | 35 | 5-10 | 2-4 | 1 | 5 | 13 | Brown | 16 | 2-2 | 0-0 | 1 | 1 | 5 | Stephenson | 10 | 2-3 | 2-2 | 1 | 0 | 6 | Albritton | 15 | 3-5 | 0-0 | 1 | 2 | 9 | Anglade | 18 | 3-5 | 0-0 | 1 | 0 | 6 | Marshall | 6 | 0-1 | 0-0 | 0 | 0 | 0 | Team | | | | | | | Totals | 200 | 29-60 | 12-20 | 34 | 17 | 76 | OLD DOMINION <table border="1" style="width: 100%; border-collapse: collapse;"> <thead> <tr> <th></th> <th>Min</th> <th>M-A</th> <th>M-A</th> <th>Reb</th> <th>A</th> <th>TP</th> </tr> </thead> <tbody> <tr><td>Ross</td><td>17</td><td>3-3</td><td>1-2</td><td>4</td><td>1</td><td>7</td></tr> <tr><td>Larsen</td><td>11</td><td>0-3</td><td>0-0</td><td>0</td><td>0</td><td>0</td></tr> <tr><td>Palmore</td><td>21</td><td>2-5</td><td>0-0</td><td>3</td><td>3</td><td>4</td></tr> <tr><td>Batten</td><td>18</td><td>3-7</td><td>0-2</td><td>1</td><td>1</td><td>7</td></tr> <tr><td>Hill</td><td>35</td><td>6-16</td><td>2-2</td><td>8</td><td>1</td><td>16</td></tr> <tr><td>Wright</td><td>24</td><td>3-11</td><td>3-3</td><td>5</td><td>1</td><td>9</td></tr> <tr><td>Bacote</td><td>20</td><td>1-3</td><td>1-2</td><td>3</td><td>4</td><td>4</td></tr> <tr><td>Painter</td><td>28</td><td>6-11</td><td>0-0</td><td>11</td><td>1</td><td>13</td></tr> <tr><td>Clark</td><td>26</td><td>5-6</td><td>0-0</td><td>3</td><td>1</td><td>12</td></tr> <tr><td>Team</td><td></td><td></td><td></td><td></td><td></td><td></td></tr> <tr><td>Totals</td><td>200</td><td>29-65</td><td>7-11</td><td>41</td><td>13</td><td>72</td></tr> </tbody> </table> <p>Percentages: FG- .446 FT- .836 3FG- .304 (Larsen 0-2, Batten 1-3, Hill 2-9, Wright 0-1, Bacote 1-3, Painter 1-2, Clark 2-3) Turnovers - 15 (Ross 1, Palmore 2, Batten 2, Hill 3, Bacote 1, Painter 2, Clark 3) Steals - 9 (Larsen 2, Hill 3, Bacote 1, Painter 2, Clark 1) Blocks - 4 (Ross 1, Larsen 1, Painter 2)</p> | | Min | M-A | M-A | Reb | A | TP | Ross | 17 | 3-3 | 1-2 | 4 | 1 | 7 | Larsen | 11 | 0-3 | 0-0 | 0 | 0 | 0 | Palmore | 21 | 2-5 | 0-0 | 3 | 3 | 4 | Batten | 18 | 3-7 | 0-2 | 1 | 1 | 7 | Hill | 35 | 6-16 | 2-2 | 8 | 1 | 16 | Wright | 24 | 3-11 | 3-3 | 5 | 1 | 9 | Bacote | 20 | 1-3 | 1-2 | 3 | 4 | 4 | Painter | 28 | 6-11 | 0-0 | 11 | 1 | 13 | Clark | 26 | 5-6 | 0-0 | 3 | 1 | 12 | Team | | | | | | | Totals | 200 | 29-65 | 7-11 | 41 | 13 | 72 | OLD DOMINION <table border="1" style="width: 100%; border-collapse: collapse;"> <thead> <tr> <th></th> <th>Min</th> <th>M-A</th> <th>M-A</th> <th>Reb</th> <th>A</th> <th>TP</th> </tr> </thead> <tbody> <tr><td>Wright</td><td>26</td><td>5-12</td><td>0-0</td><td>3</td><td>0</td><td>12</td></tr> <tr><td>Ross</td><td>17</td><td>0-3</td><td>0-0</td><td>3</td><td>1</td><td>0</td></tr> <tr><td>Palmore</td><td>28</td><td>6-10</td><td>4-4</td><td>6</td><td>5</td><td>17</td></tr> <tr><td>Batten</td><td>28</td><td>3-8</td><td>1-2</td><td>1</td><td>1</td><td>9</td></tr> <tr><td>Hill</td><td>34</td><td>2-7</td><td>0-0</td><td>6</td><td>4</td><td>5</td></tr> <tr><td>Bacote</td><td>14</td><td>1-7</td><td>2-2</td><td>2</td><td>1</td><td>5</td></tr> <tr><td>Painter</td><td>25</td><td>3-7</td><td>0-0</td><td>8</td><td>2</td><td>6</td></tr> <tr><td>Clark</td><td>16</td><td>2-5</td><td>0-0</td><td>1</td><td>1</td><td>4</td></tr> <tr><td>Larsen</td><td>12</td><td>2-2</td><td>0-0</td><td>2</td><td>0</td><td>4</td></tr> <tr><td>Team</td><td></td><td></td><td></td><td></td><td></td><td></td></tr> <tr><td>Totals</td><td>200</td><td>24-58</td><td>7-25</td><td>33</td><td>15</td><td>62</td></tr> </tbody> </table> <p>Percentages: FG- .414 FT- .875 3FG- .280 (Wright 2-6, Palmore 1-1, Batten 2-7, Hill 1-4, Bacote 1-4, Painter 0-1, Clark 0-2) Turnovers - 14 (Wright 3, Ross 1, Palmore 4, Batten 2, Hill 1, Bacote 1, Painter 1, Clark 1) Steals - 9 (Wright 1, Ross 2, Batten 1, Hill 3, Bacote 1, Painter 1) Blocks - 1 (Wright 1)</p> | | Min | M-A | M-A | Reb | A | TP | Wright | 26 | 5-12 | 0-0 | 3 | 0 | 12 | Ross | 17 | 0-3 | 0-0 | 3 | 1 | 0 | Palmore | 28 | 6-10 | 4-4 | 6 | 5 | 17 | Batten | 28 | 3-8 | 1-2 | 1 | 1 | 9 | Hill | 34 | 2-7 | 0-0 | 6 | 4 | 5 | Bacote | 14 | 1-7 | 2-2 | 2 | 1 | 5 | Painter | 25 | 3-7 | 0-0 | 8 | 2 | 6 | Clark | 16 | 2-5 | 0-0 | 1 | 1 | 4 | Larsen | 12 | 2-2 | 0-0 | 2 | 0 | 4 | Team | | | | | | | Totals | 200 | 24-58 | 7-25 | 33 | 15 | 62 | RICHMOND <table border="1" style="width: 100%; border-collapse: collapse;"> <thead> <tr> <th></th> <th>MIN</th> <th>FG</th> <th>FT</th> <th>Reb</th> <th>A</th> <th>TP</th> </tr> </thead> <tbody> <tr><td>Robbins</td><td>25</td><td>6-9</td><td>0-0</td><td>3</td><td>2</td><td>14</td></tr> <tr><td>Williams</td><td>23</td><td>3-6</td><td>2-3</td><td>4</td><td>1</td><td>8</td></tr> <tr><td>Nelson-Ododa</td><td>24</td><td>0-2</td><td>0-1</td><td>8</td><td>1</td><td>13</td></tr> <tr><td>Lindsay</td><td>28</td><td>8-11</td><td>1-2</td><td>0</td><td>7</td><td>13</td></tr> <tr><td>Brothers</td><td>22</td><td>5-7</td><td>2-2</td><td>3</td><td>2</td><td>5</td></tr> <tr><td>Anthony</td><td>17</td><td>2-7</td><td>2-2</td><td>0</td><td>0</td><td>6</td></tr> <tr><td>Sparrow</td><td>21</td><td>3-5</td><td>0-0</td><td>4</td><td>2</td><td>9</td></tr> <tr><td>Davis</td><td>10</td><td>1-1</td><td>0-0</td><td>1</td><td>0</td><td>6</td></tr> <tr><td>Taylor</td><td>15</td><td>1-3</td><td>0-0</td><td>5</td><td>0</td><td>0</td></tr> <tr><td>Allen</td><td>13</td><td>2-3</td><td>0-0</td><td>4</td><td>1</td><td>1</td></tr> <tr><td>Piotrowski</td><td>2</td><td>0-0</td><td>0-0</td><td>0</td><td>0</td><td>0</td></tr> <tr><td>Team</td><td></td><td></td><td></td><td></td><td></td><td></td></tr> <tr><td>Totals</td><td>200</td><td>31-54</td><td>9-12</td><td>34</td><td>17</td><td>80</td></tr> </tbody> </table> <p>Percentages: FG- .574 FT- .750 3FG- .409 (Robbins 2-4, Williams 0-1, Nelson-Ododa 0-1, Lindsay 2-3, Brothers 2-4, Anthony 1-3, Sparrow 1-3, Taylor 0-1, Allen 1-2) Turnovers - 12 (Williams 3, Lindsay 2, Brothers 2, Anthony 4, Sparrow 1) Steals - 9 (Williams 1, Nelson-Ododa 1, Lindsay 2, Brothers 2, Anthony 1, Sparrow 2) Blocks - 3 (Nelson-Ododa 1, Sparrow 1, Davis 1)</p> | | MIN | FG | FT | Reb | A | TP | Robbins | 25 | 6-9 | 0-0 | 3 | 2 | 14 | Williams | 23 | 3-6 | 2-3 | 4 | 1 | 8 | Nelson-Ododa | 24 | 0-2 | 0-1 | 8 | 1 | 13 | Lindsay | 28 | 8-11 | 1-2 | 0 | 7 | 13 | Brothers | 22 | 5-7 | 2-2 | 3 | 2 | 5 | Anthony | 17 | 2-7 | 2-2 | 0 | 0 | 6 | Sparrow | 21 | 3-5 | 0-0 | 4 | 2 | 9 | Davis | 10 | 1-1 | 0-0 | 1 | 0 | 6 | Taylor | 15 | 1-3 | 0-0 | 5 | 0 | 0 | Allen | 13 | 2-3 | 0-0 | 4 | 1 | 1 | Piotrowski | 2 | 0-0 | 0-0 | 0 | 0 | 0 | Team | | | | | | | Totals | 200 | 31-54 | 9-12 | 34 | 17 | 80 |
| | MIN | FG | FT | Reb | A | TP | | | | | | | | | | | | | | | | | | | | | | | | | | | | | | | | | | | | | | | | | | | | | | | | | | | | | | | | | | | | | | | | | | | | | | | | | | | | | | | | | | | | | | | | | | | | | | | | | | | | | | | | | | | | | | | | | | | | | | | | | | | | | | | | | | | | | | | | | | | | | | | | | | | | | | | | | | | | | | | | | | | | | | | | | | | | | | | | | | | | | | | | | | | | | | | | | | | | | | | | | | | | | | | | | | | | | | | | | | | | | | | | | | | | | | | | | | | | | | | | | | | | | | | | | | | | | | | | | | | | | | | | | | | | | | | | | | | | | | | | | | | | | | | | | | | | | | | | | | | | | | | | | | | | | | | | | | | | | | | | | | | | | | | | | | | | | | | | | | | | | | | | | | | |
| Okoye | 30 | 9-18 | 3-5 | 7 | 3 | 22 | | | | | | | | | | | | | | | | | | | | | | | | | | | | | | | | | | | | | | | | | | | | | | | | | | | | | | | | | | | | | | | | | | | | | | | | | | | | | | | | | | | | | | | | | | | | | | | | | | | | | | | | | | | | | | | | | | | | | | | | | | | | | | | | | | | | | | | | | | | | | | | | | | | | | | | | | | | | | | | | | | | | | | | | | | | | | | | | | | | | | | | | | | | | | | | | | | | | | | | | | | | | | | | | | | | | | | | | | | | | | | | | | | | | | | | | | | | | | | | | | | | | | | | | | | | | | | | | | | | | | | | | | | | | | | | | | | | | | | | | | | | | | | | | | | | | | | | | | | | | | | | | | | | | | | | | | | | | | | | | | | | | | | | | | | | | | | | | | | | | | | | | | | | |
| Gore | 33 | 1-6 | 0-2 | 6 | 5 | 2 | | | | | | | | | | | | | | | | | | | | | | | | | | | | | | | | | | | | | | | | | | | | | | | | | | | | | | | | | | | | | | | | | | | | | | | | | | | | | | | | | | | | | | | | | | | | | | | | | | | | | | | | | | | | | | | | | | | | | | | | | | | | | | | | | | | | | | | | | | | | | | | | | | | | | | | | | | | | | | | | | | | | | | | | | | | | | | | | | | | | | | | | | | | | | | | | | | | | | | | | | | | | | | | | | | | | | | | | | | | | | | | | | | | | | | | | | | | | | | | | | | | | | | | | | | | | | | | | | | | | | | | | | | | | | | | | | | | | | | | | | | | | | | | | | | | | | | | | | | | | | | | | | | | | | | | | | | | | | | | | | | | | | | | | | | | | | | | | | | | | | | | | | | | |
| Covington | 37 | 4-10 | 5-7 | 10 | 1 | 13 | | | | | | | | | | | | | | | | | | | | | | | | | | | | | | | | | | | | | | | | | | | | | | | | | | | | | | | | | | | | | | | | | | | | | | | | | | | | | | | | | | | | | | | | | | | | | | | | | | | | | | | | | | | | | | | | | | | | | | | | | | | | | | | | | | | | | | | | | | | | | | | | | | | | | | | | | | | | | | | | | | | | | | | | | | | | | | | | | | | | | | | | | | | | | | | | | | | | | | | | | | | | | | | | | | | | | | | | | | | | | | | | | | | | | | | | | | | | | | | | | | | | | | | | | | | | | | | | | | | | | | | | | | | | | | | | | | | | | | | | | | | | | | | | | | | | | | | | | | | | | | | | | | | | | | | | | | | | | | | | | | | | | | | | | | | | | | | | | | | | | | | | | | | |
| Glasgow | 35 | 5-10 | 2-4 | 1 | 5 | 13 | | | | | | | | | | | | | | | | | | | | | | | | | | | | | | | | | | | | | | | | | | | | | | | | | | | | | | | | | | | | | | | | | | | | | | | | | | | | | | | | | | | | | | | | | | | | | | | | | | | | | | | | | | | | | | | | | | | | | | | | | | | | | | | | | | | | | | | | | | | | | | | | | | | | | | | | | | | | | | | | | | | | | | | | | | | | | | | | | | | | | | | | | | | | | | | | | | | | | | | | | | | | | | | | | | | | | | | | | | | | | | | | | | | | | | | | | | | | | | | | | | | | | | | | | | | | | | | | | | | | | | | | | | | | | | | | | | | | | | | | | | | | | | | | | | | | | | | | | | | | | | | | | | | | | | | | | | | | | | | | | | | | | | | | | | | | | | | | | | | | | | | | | | | |
| Brown | 16 | 2-2 | 0-0 | 1 | 1 | 5 | | | | | | | | | | | | | | | | | | | | | | | | | | | | | | | | | | | | | | | | | | | | | | | | | | | | | | | | | | | | | | | | | | | | | | | | | | | | | | | | | | | | | | | | | | | | | | | | | | | | | | | | | | | | | | | | | | | | | | | | | | | | | | | | | | | | | | | | | | | | | | | | | | | | | | | | | | | | | | | | | | | | | | | | | | | | | | | | | | | | | | | | | | | | | | | | | | | | | | | | | | | | | | | | | | | | | | | | | | | | | | | | | | | | | | | | | | | | | | | | | | | | | | | | | | | | | | | | | | | | | | | | | | | | | | | | | | | | | | | | | | | | | | | | | | | | | | | | | | | | | | | | | | | | | | | | | | | | | | | | | | | | | | | | | | | | | | | | | | | | | | | | | | | |
| Stephenson | 10 | 2-3 | 2-2 | 1 | 0 | 6 | | | | | | | | | | | | | | | | | | | | | | | | | | | | | | | | | | | | | | | | | | | | | | | | | | | | | | | | | | | | | | | | | | | | | | | | | | | | | | | | | | | | | | | | | | | | | | | | | | | | | | | | | | | | | | | | | | | | | | | | | | | | | | | | | | | | | | | | | | | | | | | | | | | | | | | | | | | | | | | | | | | | | | | | | | | | | | | | | | | | | | | | | | | | | | | | | | | | | | | | | | | | | | | | | | | | | | | | | | | | | | | | | | | | | | | | | | | | | | | | | | | | | | | | | | | | | | | | | | | | | | | | | | | | | | | | | | | | | | | | | | | | | | | | | | | | | | | | | | | | | | | | | | | | | | | | | | | | | | | | | | | | | | | | | | | | | | | | | | | | | | | | | | | |
| Albritton | 15 | 3-5 | 0-0 | 1 | 2 | 9 | | | | | | | | | | | | | | | | | | | | | | | | | | | | | | | | | | | | | | | | | | | | | | | | | | | | | | | | | | | | | | | | | | | | | | | | | | | | | | | | | | | | | | | | | | | | | | | | | | | | | | | | | | | | | | | | | | | | | | | | | | | | | | | | | | | | | | | | | | | | | | | | | | | | | | | | | | | | | | | | | | | | | | | | | | | | | | | | | | | | | | | | | | | | | | | | | | | | | | | | | | | | | | | | | | | | | | | | | | | | | | | | | | | | | | | | | | | | | | | | | | | | | | | | | | | | | | | | | | | | | | | | | | | | | | | | | | | | | | | | | | | | | | | | | | | | | | | | | | | | | | | | | | | | | | | | | | | | | | | | | | | | | | | | | | | | | | | | | | | | | | | | | | | |
| Anglade | 18 | 3-5 | 0-0 | 1 | 0 | 6 | | | | | | | | | | | | | | | | | | | | | | | | | | | | | | | | | | | | | | | | | | | | | | | | | | | | | | | | | | | | | | | | | | | | | | | | | | | | | | | | | | | | | | | | | | | | | | | | | | | | | | | | | | | | | | | | | | | | | | | | | | | | | | | | | | | | | | | | | | | | | | | | | | | | | | | | | | | | | | | | | | | | | | | | | | | | | | | | | | | | | | | | | | | | | | | | | | | | | | | | | | | | | | | | | | | | | | | | | | | | | | | | | | | | | | | | | | | | | | | | | | | | | | | | | | | | | | | | | | | | | | | | | | | | | | | | | | | | | | | | | | | | | | | | | | | | | | | | | | | | | | | | | | | | | | | | | | | | | | | | | | | | | | | | | | | | | | | | | | | | | | | | | | | |
| Marshall | 6 | 0-1 | 0-0 | 0 | 0 | 0 | | | | | | | | | | | | | | | | | | | | | | | | | | | | | | | | | | | | | | | | | | | | | | | | | | | | | | | | | | | | | | | | | | | | | | | | | | | | | | | | | | | | | | | | | | | | | | | | | | | | | | | | | | | | | | | | | | | | | | | | | | | | | | | | | | | | | | | | | | | | | | | | | | | | | | | | | | | | | | | | | | | | | | | | | | | | | | | | | | | | | | | | | | | | | | | | | | | | | | | | | | | | | | | | | | | | | | | | | | | | | | | | | | | | | | | | | | | | | | | | | | | | | | | | | | | | | | | | | | | | | | | | | | | | | | | | | | | | | | | | | | | | | | | | | | | | | | | | | | | | | | | | | | | | | | | | | | | | | | | | | | | | | | | | | | | | | | | | | | | | | | | | | | | |
| Team | | | | | | | | | | | | | | | | | | | | | | | | | | | | | | | | | | | | | | | | | | | | | | | | | | | | | | | | | | | | | | | | | | | | | | | | | | | | | | | | | | | | | | | | | | | | | | | | | | | | | | | | | | | | | | | | | | | | | | | | | | | | | | | | | | | | | | | | | | | | | | | | | | | | | | | | | | | | | | | | | | | | | | | | | | | | | | | | | | | | | | | | | | | | | | | | | | | | | | | | | | | | | | | | | | | | | | | | | | | | | | | | | | | | | | | | | | | | | | | | | | | | | | | | | | | | | | | | | | | | | | | | | | | | | | | | | | | | | | | | | | | | | | | | | | | | | | | | | | | | | | | | | | | | | | | | | | | | | | | | | | | | | | | | | | | | | | | | | | | | | | | | | | | | | | | | | |
| Totals | 200 | 29-60 | 12-20 | 34 | 17 | 76 | | | | | | | | | | | | | | | | | | | | | | | | | | | | | | | | | | | | | | | | | | | | | | | | | | | | | | | | | | | | | | | | | | | | | | | | | | | | | | | | | | | | | | | | | | | | | | | | | | | | | | | | | | | | | | | | | | | | | | | | | | | | | | | | | | | | | | | | | | | | | | | | | | | | | | | | | | | | | | | | | | | | | | | | | | | | | | | | | | | | | | | | | | | | | | | | | | | | | | | | | | | | | | | | | | | | | | | | | | | | | | | | | | | | | | | | | | | | | | | | | | | | | | | | | | | | | | | | | | | | | | | | | | | | | | | | | | | | | | | | | | | | | | | | | | | | | | | | | | | | | | | | | | | | | | | | | | | | | | | | | | | | | | | | | | | | | | | | | | | | | | | | | | | |
| | Min | M-A | M-A | Reb | A | TP | | | | | | | | | | | | | | | | | | | | | | | | | | | | | | | | | | | | | | | | | | | | | | | | | | | | | | | | | | | | | | | | | | | | | | | | | | | | | | | | | | | | | | | | | | | | | | | | | | | | | | | | | | | | | | | | | | | | | | | | | | | | | | | | | | | | | | | | | | | | | | | | | | | | | | | | | | | | | | | | | | | | | | | | | | | | | | | | | | | | | | | | | | | | | | | | | | | | | | | | | | | | | | | | | | | | | | | | | | | | | | | | | | | | | | | | | | | | | | | | | | | | | | | | | | | | | | | | | | | | | | | | | | | | | | | | | | | | | | | | | | | | | | | | | | | | | | | | | | | | | | | | | | | | | | | | | | | | | | | | | | | | | | | | | | | | | | | | | | | | | | | | | | | |
| Ross | 17 | 3-3 | 1-2 | 4 | 1 | 7 | | | | | | | | | | | | | | | | | | | | | | | | | | | | | | | | | | | | | | | | | | | | | | | | | | | | | | | | | | | | | | | | | | | | | | | | | | | | | | | | | | | | | | | | | | | | | | | | | | | | | | | | | | | | | | | | | | | | | | | | | | | | | | | | | | | | | | | | | | | | | | | | | | | | | | | | | | | | | | | | | | | | | | | | | | | | | | | | | | | | | | | | | | | | | | | | | | | | | | | | | | | | | | | | | | | | | | | | | | | | | | | | | | | | | | | | | | | | | | | | | | | | | | | | | | | | | | | | | | | | | | | | | | | | | | | | | | | | | | | | | | | | | | | | | | | | | | | | | | | | | | | | | | | | | | | | | | | | | | | | | | | | | | | | | | | | | | | | | | | | | | | | | | | |
| Larsen | 11 | 0-3 | 0-0 | 0 | 0 | 0 | | | | | | | | | | | | | | | | | | | | | | | | | | | | | | | | | | | | | | | | | | | | | | | | | | | | | | | | | | | | | | | | | | | | | | | | | | | | | | | | | | | | | | | | | | | | | | | | | | | | | | | | | | | | | | | | | | | | | | | | | | | | | | | | | | | | | | | | | | | | | | | | | | | | | | | | | | | | | | | | | | | | | | | | | | | | | | | | | | | | | | | | | | | | | | | | | | | | | | | | | | | | | | | | | | | | | | | | | | | | | | | | | | | | | | | | | | | | | | | | | | | | | | | | | | | | | | | | | | | | | | | | | | | | | | | | | | | | | | | | | | | | | | | | | | | | | | | | | | | | | | | | | | | | | | | | | | | | | | | | | | | | | | | | | | | | | | | | | | | | | | | | | | | |
| Palmore | 21 | 2-5 | 0-0 | 3 | 3 | 4 | | | | | | | | | | | | | | | | | | | | | | | | | | | | | | | | | | | | | | | | | | | | | | | | | | | | | | | | | | | | | | | | | | | | | | | | | | | | | | | | | | | | | | | | | | | | | | | | | | | | | | | | | | | | | | | | | | | | | | | | | | | | | | | | | | | | | | | | | | | | | | | | | | | | | | | | | | | | | | | | | | | | | | | | | | | | | | | | | | | | | | | | | | | | | | | | | | | | | | | | | | | | | | | | | | | | | | | | | | | | | | | | | | | | | | | | | | | | | | | | | | | | | | | | | | | | | | | | | | | | | | | | | | | | | | | | | | | | | | | | | | | | | | | | | | | | | | | | | | | | | | | | | | | | | | | | | | | | | | | | | | | | | | | | | | | | | | | | | | | | | | | | | | | |
| Batten | 18 | 3-7 | 0-2 | 1 | 1 | 7 | | | | | | | | | | | | | | | | | | | | | | | | | | | | | | | | | | | | | | | | | | | | | | | | | | | | | | | | | | | | | | | | | | | | | | | | | | | | | | | | | | | | | | | | | | | | | | | | | | | | | | | | | | | | | | | | | | | | | | | | | | | | | | | | | | | | | | | | | | | | | | | | | | | | | | | | | | | | | | | | | | | | | | | | | | | | | | | | | | | | | | | | | | | | | | | | | | | | | | | | | | | | | | | | | | | | | | | | | | | | | | | | | | | | | | | | | | | | | | | | | | | | | | | | | | | | | | | | | | | | | | | | | | | | | | | | | | | | | | | | | | | | | | | | | | | | | | | | | | | | | | | | | | | | | | | | | | | | | | | | | | | | | | | | | | | | | | | | | | | | | | | | | | | |
| Hill | 35 | 6-16 | 2-2 | 8 | 1 | 16 | | | | | | | | | | | | | | | | | | | | | | | | | | | | | | | | | | | | | | | | | | | | | | | | | | | | | | | | | | | | | | | | | | | | | | | | | | | | | | | | | | | | | | | | | | | | | | | | | | | | | | | | | | | | | | | | | | | | | | | | | | | | | | | | | | | | | | | | | | | | | | | | | | | | | | | | | | | | | | | | | | | | | | | | | | | | | | | | | | | | | | | | | | | | | | | | | | | | | | | | | | | | | | | | | | | | | | | | | | | | | | | | | | | | | | | | | | | | | | | | | | | | | | | | | | | | | | | | | | | | | | | | | | | | | | | | | | | | | | | | | | | | | | | | | | | | | | | | | | | | | | | | | | | | | | | | | | | | | | | | | | | | | | | | | | | | | | | | | | | | | | | | | | | |
| Wright | 24 | 3-11 | 3-3 | 5 | 1 | 9 | | | | | | | | | | | | | | | | | | | | | | | | | | | | | | | | | | | | | | | | | | | | | | | | | | | | | | | | | | | | | | | | | | | | | | | | | | | | | | | | | | | | | | | | | | | | | | | | | | | | | | | | | | | | | | | | | | | | | | | | | | | | | | | | | | | | | | | | | | | | | | | | | | | | | | | | | | | | | | | | | | | | | | | | | | | | | | | | | | | | | | | | | | | | | | | | | | | | | | | | | | | | | | | | | | | | | | | | | | | | | | | | | | | | | | | | | | | | | | | | | | | | | | | | | | | | | | | | | | | | | | | | | | | | | | | | | | | | | | | | | | | | | | | | | | | | | | | | | | | | | | | | | | | | | | | | | | | | | | | | | | | | | | | | | | | | | | | | | | | | | | | | | | | |
| Bacote | 20 | 1-3 | 1-2 | 3 | 4 | 4 | | | | | | | | | | | | | | | | | | | | | | | | | | | | | | | | | | | | | | | | | | | | | | | | | | | | | | | | | | | | | | | | | | | | | | | | | | | | | | | | | | | | | | | | | | | | | | | | | | | | | | | | | | | | | | | | | | | | | | | | | | | | | | | | | | | | | | | | | | | | | | | | | | | | | | | | | | | | | | | | | | | | | | | | | | | | | | | | | | | | | | | | | | | | | | | | | | | | | | | | | | | | | | | | | | | | | | | | | | | | | | | | | | | | | | | | | | | | | | | | | | | | | | | | | | | | | | | | | | | | | | | | | | | | | | | | | | | | | | | | | | | | | | | | | | | | | | | | | | | | | | | | | | | | | | | | | | | | | | | | | | | | | | | | | | | | | | | | | | | | | | | | | | | |
| Painter | 28 | 6-11 | 0-0 | 11 | 1 | 13 | | | | | | | | | | | | | | | | | | | | | | | | | | | | | | | | | | | | | | | | | | | | | | | | | | | | | | | | | | | | | | | | | | | | | | | | | | | | | | | | | | | | | | | | | | | | | | | | | | | | | | | | | | | | | | | | | | | | | | | | | | | | | | | | | | | | | | | | | | | | | | | | | | | | | | | | | | | | | | | | | | | | | | | | | | | | | | | | | | | | | | | | | | | | | | | | | | | | | | | | | | | | | | | | | | | | | | | | | | | | | | | | | | | | | | | | | | | | | | | | | | | | | | | | | | | | | | | | | | | | | | | | | | | | | | | | | | | | | | | | | | | | | | | | | | | | | | | | | | | | | | | | | | | | | | | | | | | | | | | | | | | | | | | | | | | | | | | | | | | | | | | | | | | |
| Clark | 26 | 5-6 | 0-0 | 3 | 1 | 12 | | | | | | | | | | | | | | | | | | | | | | | | | | | | | | | | | | | | | | | | | | | | | | | | | | | | | | | | | | | | | | | | | | | | | | | | | | | | | | | | | | | | | | | | | | | | | | | | | | | | | | | | | | | | | | | | | | | | | | | | | | | | | | | | | | | | | | | | | | | | | | | | | | | | | | | | | | | | | | | | | | | | | | | | | | | | | | | | | | | | | | | | | | | | | | | | | | | | | | | | | | | | | | | | | | | | | | | | | | | | | | | | | | | | | | | | | | | | | | | | | | | | | | | | | | | | | | | | | | | | | | | | | | | | | | | | | | | | | | | | | | | | | | | | | | | | | | | | | | | | | | | | | | | | | | | | | | | | | | | | | | | | | | | | | | | | | | | | | | | | | | | | | | | |
| Team | | | | | | | | | | | | | | | | | | | | | | | | | | | | | | | | | | | | | | | | | | | | | | | | | | | | | | | | | | | | | | | | | | | | | | | | | | | | | | | | | | | | | | | | | | | | | | | | | | | | | | | | | | | | | | | | | | | | | | | | | | | | | | | | | | | | | | | | | | | | | | | | | | | | | | | | | | | | | | | | | | | | | | | | | | | | | | | | | | | | | | | | | | | | | | | | | | | | | | | | | | | | | | | | | | | | | | | | | | | | | | | | | | | | | | | | | | | | | | | | | | | | | | | | | | | | | | | | | | | | | | | | | | | | | | | | | | | | | | | | | | | | | | | | | | | | | | | | | | | | | | | | | | | | | | | | | | | | | | | | | | | | | | | | | | | | | | | | | | | | | | | | | | | | | | | | | |
| Totals | 200 | 29-65 | 7-11 | 41 | 13 | 72 | | | | | | | | | | | | | | | | | | | | | | | | | | | | | | | | | | | | | | | | | | | | | | | | | | | | | | | | | | | | | | | | | | | | | | | | | | | | | | | | | | | | | | | | | | | | | | | | | | | | | | | | | | | | | | | | | | | | | | | | | | | | | | | | | | | | | | | | | | | | | | | | | | | | | | | | | | | | | | | | | | | | | | | | | | | | | | | | | | | | | | | | | | | | | | | | | | | | | | | | | | | | | | | | | | | | | | | | | | | | | | | | | | | | | | | | | | | | | | | | | | | | | | | | | | | | | | | | | | | | | | | | | | | | | | | | | | | | | | | | | | | | | | | | | | | | | | | | | | | | | | | | | | | | | | | | | | | | | | | | | | | | | | | | | | | | | | | | | | | | | | | | | | | |
| | Min | M-A | M-A | Reb | A | TP | | | | | | | | | | | | | | | | | | | | | | | | | | | | | | | | | | | | | | | | | | | | | | | | | | | | | | | | | | | | | | | | | | | | | | | | | | | | | | | | | | | | | | | | | | | | | | | | | | | | | | | | | | | | | | | | | | | | | | | | | | | | | | | | | | | | | | | | | | | | | | | | | | | | | | | | | | | | | | | | | | | | | | | | | | | | | | | | | | | | | | | | | | | | | | | | | | | | | | | | | | | | | | | | | | | | | | | | | | | | | | | | | | | | | | | | | | | | | | | | | | | | | | | | | | | | | | | | | | | | | | | | | | | | | | | | | | | | | | | | | | | | | | | | | | | | | | | | | | | | | | | | | | | | | | | | | | | | | | | | | | | | | | | | | | | | | | | | | | | | | | | | | | | |
| Wright | 26 | 5-12 | 0-0 | 3 | 0 | 12 | | | | | | | | | | | | | | | | | | | | | | | | | | | | | | | | | | | | | | | | | | | | | | | | | | | | | | | | | | | | | | | | | | | | | | | | | | | | | | | | | | | | | | | | | | | | | | | | | | | | | | | | | | | | | | | | | | | | | | | | | | | | | | | | | | | | | | | | | | | | | | | | | | | | | | | | | | | | | | | | | | | | | | | | | | | | | | | | | | | | | | | | | | | | | | | | | | | | | | | | | | | | | | | | | | | | | | | | | | | | | | | | | | | | | | | | | | | | | | | | | | | | | | | | | | | | | | | | | | | | | | | | | | | | | | | | | | | | | | | | | | | | | | | | | | | | | | | | | | | | | | | | | | | | | | | | | | | | | | | | | | | | | | | | | | | | | | | | | | | | | | | | | | | |
| Ross | 17 | 0-3 | 0-0 | 3 | 1 | 0 | | | | | | | | | | | | | | | | | | | | | | | | | | | | | | | | | | | | | | | | | | | | | | | | | | | | | | | | | | | | | | | | | | | | | | | | | | | | | | | | | | | | | | | | | | | | | | | | | | | | | | | | | | | | | | | | | | | | | | | | | | | | | | | | | | | | | | | | | | | | | | | | | | | | | | | | | | | | | | | | | | | | | | | | | | | | | | | | | | | | | | | | | | | | | | | | | | | | | | | | | | | | | | | | | | | | | | | | | | | | | | | | | | | | | | | | | | | | | | | | | | | | | | | | | | | | | | | | | | | | | | | | | | | | | | | | | | | | | | | | | | | | | | | | | | | | | | | | | | | | | | | | | | | | | | | | | | | | | | | | | | | | | | | | | | | | | | | | | | | | | | | | | | | |
| Palmore | 28 | 6-10 | 4-4 | 6 | 5 | 17 | | | | | | | | | | | | | | | | | | | | | | | | | | | | | | | | | | | | | | | | | | | | | | | | | | | | | | | | | | | | | | | | | | | | | | | | | | | | | | | | | | | | | | | | | | | | | | | | | | | | | | | | | | | | | | | | | | | | | | | | | | | | | | | | | | | | | | | | | | | | | | | | | | | | | | | | | | | | | | | | | | | | | | | | | | | | | | | | | | | | | | | | | | | | | | | | | | | | | | | | | | | | | | | | | | | | | | | | | | | | | | | | | | | | | | | | | | | | | | | | | | | | | | | | | | | | | | | | | | | | | | | | | | | | | | | | | | | | | | | | | | | | | | | | | | | | | | | | | | | | | | | | | | | | | | | | | | | | | | | | | | | | | | | | | | | | | | | | | | | | | | | | | | | |
| Batten | 28 | 3-8 | 1-2 | 1 | 1 | 9 | | | | | | | | | | | | | | | | | | | | | | | | | | | | | | | | | | | | | | | | | | | | | | | | | | | | | | | | | | | | | | | | | | | | | | | | | | | | | | | | | | | | | | | | | | | | | | | | | | | | | | | | | | | | | | | | | | | | | | | | | | | | | | | | | | | | | | | | | | | | | | | | | | | | | | | | | | | | | | | | | | | | | | | | | | | | | | | | | | | | | | | | | | | | | | | | | | | | | | | | | | | | | | | | | | | | | | | | | | | | | | | | | | | | | | | | | | | | | | | | | | | | | | | | | | | | | | | | | | | | | | | | | | | | | | | | | | | | | | | | | | | | | | | | | | | | | | | | | | | | | | | | | | | | | | | | | | | | | | | | | | | | | | | | | | | | | | | | | | | | | | | | | | | |
| Hill | 34 | 2-7 | 0-0 | 6 | 4 | 5 | | | | | | | | | | | | | | | | | | | | | | | | | | | | | | | | | | | | | | | | | | | | | | | | | | | | | | | | | | | | | | | | | | | | | | | | | | | | | | | | | | | | | | | | | | | | | | | | | | | | | | | | | | | | | | | | | | | | | | | | | | | | | | | | | | | | | | | | | | | | | | | | | | | | | | | | | | | | | | | | | | | | | | | | | | | | | | | | | | | | | | | | | | | | | | | | | | | | | | | | | | | | | | | | | | | | | | | | | | | | | | | | | | | | | | | | | | | | | | | | | | | | | | | | | | | | | | | | | | | | | | | | | | | | | | | | | | | | | | | | | | | | | | | | | | | | | | | | | | | | | | | | | | | | | | | | | | | | | | | | | | | | | | | | | | | | | | | | | | | | | | | | | | | |
| Bacote | 14 | 1-7 | 2-2 | 2 | 1 | 5 | | | | | | | | | | | | | | | | | | | | | | | | | | | | | | | | | | | | | | | | | | | | | | | | | | | | | | | | | | | | | | | | | | | | | | | | | | | | | | | | | | | | | | | | | | | | | | | | | | | | | | | | | | | | | | | | | | | | | | | | | | | | | | | | | | | | | | | | | | | | | | | | | | | | | | | | | | | | | | | | | | | | | | | | | | | | | | | | | | | | | | | | | | | | | | | | | | | | | | | | | | | | | | | | | | | | | | | | | | | | | | | | | | | | | | | | | | | | | | | | | | | | | | | | | | | | | | | | | | | | | | | | | | | | | | | | | | | | | | | | | | | | | | | | | | | | | | | | | | | | | | | | | | | | | | | | | | | | | | | | | | | | | | | | | | | | | | | | | | | | | | | | | | | |
| Painter | 25 | 3-7 | 0-0 | 8 | 2 | 6 | | | | | | | | | | | | | | | | | | | | | | | | | | | | | | | | | | | | | | | | | | | | | | | | | | | | | | | | | | | | | | | | | | | | | | | | | | | | | | | | | | | | | | | | | | | | | | | | | | | | | | | | | | | | | | | | | | | | | | | | | | | | | | | | | | | | | | | | | | | | | | | | | | | | | | | | | | | | | | | | | | | | | | | | | | | | | | | | | | | | | | | | | | | | | | | | | | | | | | | | | | | | | | | | | | | | | | | | | | | | | | | | | | | | | | | | | | | | | | | | | | | | | | | | | | | | | | | | | | | | | | | | | | | | | | | | | | | | | | | | | | | | | | | | | | | | | | | | | | | | | | | | | | | | | | | | | | | | | | | | | | | | | | | | | | | | | | | | | | | | | | | | | | | |
| Clark | 16 | 2-5 | 0-0 | 1 | 1 | 4 | | | | | | | | | | | | | | | | | | | | | | | | | | | | | | | | | | | | | | | | | | | | | | | | | | | | | | | | | | | | | | | | | | | | | | | | | | | | | | | | | | | | | | | | | | | | | | | | | | | | | | | | | | | | | | | | | | | | | | | | | | | | | | | | | | | | | | | | | | | | | | | | | | | | | | | | | | | | | | | | | | | | | | | | | | | | | | | | | | | | | | | | | | | | | | | | | | | | | | | | | | | | | | | | | | | | | | | | | | | | | | | | | | | | | | | | | | | | | | | | | | | | | | | | | | | | | | | | | | | | | | | | | | | | | | | | | | | | | | | | | | | | | | | | | | | | | | | | | | | | | | | | | | | | | | | | | | | | | | | | | | | | | | | | | | | | | | | | | | | | | | | | | | | |
| Larsen | 12 | 2-2 | 0-0 | 2 | 0 | 4 | | | | | | | | | | | | | | | | | | | | | | | | | | | | | | | | | | | | | | | | | | | | | | | | | | | | | | | | | | | | | | | | | | | | | | | | | | | | | | | | | | | | | | | | | | | | | | | | | | | | | | | | | | | | | | | | | | | | | | | | | | | | | | | | | | | | | | | | | | | | | | | | | | | | | | | | | | | | | | | | | | | | | | | | | | | | | | | | | | | | | | | | | | | | | | | | | | | | | | | | | | | | | | | | | | | | | | | | | | | | | | | | | | | | | | | | | | | | | | | | | | | | | | | | | | | | | | | | | | | | | | | | | | | | | | | | | | | | | | | | | | | | | | | | | | | | | | | | | | | | | | | | | | | | | | | | | | | | | | | | | | | | | | | | | | | | | | | | | | | | | | | | | | | |
| Team | | | | | | | | | | | | | | | | | | | | | | | | | | | | | | | | | | | | | | | | | | | | | | | | | | | | | | | | | | | | | | | | | | | | | | | | | | | | | | | | | | | | | | | | | | | | | | | | | | | | | | | | | | | | | | | | | | | | | | | | | | | | | | | | | | | | | | | | | | | | | | | | | | | | | | | | | | | | | | | | | | | | | | | | | | | | | | | | | | | | | | | | | | | | | | | | | | | | | | | | | | | | | | | | | | | | | | | | | | | | | | | | | | | | | | | | | | | | | | | | | | | | | | | | | | | | | | | | | | | | | | | | | | | | | | | | | | | | | | | | | | | | | | | | | | | | | | | | | | | | | | | | | | | | | | | | | | | | | | | | | | | | | | | | | | | | | | | | | | | | | | | | | | | | | | | | | |
| Totals | 200 | 24-58 | 7-25 | 33 | 15 | 62 | | | | | | | | | | | | | | | | | | | | | | | | | | | | | | | | | | | | | | | | | | | | | | | | | | | | | | | | | | | | | | | | | | | | | | | | | | | | | | | | | | | | | | | | | | | | | | | | | | | | | | | | | | | | | | | | | | | | | | | | | | | | | | | | | | | | | | | | | | | | | | | | | | | | | | | | | | | | | | | | | | | | | | | | | | | | | | | | | | | | | | | | | | | | | | | | | | | | | | | | | | | | | | | | | | | | | | | | | | | | | | | | | | | | | | | | | | | | | | | | | | | | | | | | | | | | | | | | | | | | | | | | | | | | | | | | | | | | | | | | | | | | | | | | | | | | | | | | | | | | | | | | | | | | | | | | | | | | | | | | | | | | | | | | | | | | | | | | | | | | | | | | | | | |
| | MIN | FG | FT | Reb | A | TP | | | | | | | | | | | | | | | | | | | | | | | | | | | | | | | | | | | | | | | | | | | | | | | | | | | | | | | | | | | | | | | | | | | | | | | | | | | | | | | | | | | | | | | | | | | | | | | | | | | | | | | | | | | | | | | | | | | | | | | | | | | | | | | | | | | | | | | | | | | | | | | | | | | | | | | | | | | | | | | | | | | | | | | | | | | | | | | | | | | | | | | | | | | | | | | | | | | | | | | | | | | | | | | | | | | | | | | | | | | | | | | | | | | | | | | | | | | | | | | | | | | | | | | | | | | | | | | | | | | | | | | | | | | | | | | | | | | | | | | | | | | | | | | | | | | | | | | | | | | | | | | | | | | | | | | | | | | | | | | | | | | | | | | | | | | | | | | | | | | | | | | | | | | |
| Robbins | 25 | 6-9 | 0-0 | 3 | 2 | 14 | | | | | | | | | | | | | | | | | | | | | | | | | | | | | | | | | | | | | | | | | | | | | | | | | | | | | | | | | | | | | | | | | | | | | | | | | | | | | | | | | | | | | | | | | | | | | | | | | | | | | | | | | | | | | | | | | | | | | | | | | | | | | | | | | | | | | | | | | | | | | | | | | | | | | | | | | | | | | | | | | | | | | | | | | | | | | | | | | | | | | | | | | | | | | | | | | | | | | | | | | | | | | | | | | | | | | | | | | | | | | | | | | | | | | | | | | | | | | | | | | | | | | | | | | | | | | | | | | | | | | | | | | | | | | | | | | | | | | | | | | | | | | | | | | | | | | | | | | | | | | | | | | | | | | | | | | | | | | | | | | | | | | | | | | | | | | | | | | | | | | | | | | | | |
| Williams | 23 | 3-6 | 2-3 | 4 | 1 | 8 | | | | | | | | | | | | | | | | | | | | | | | | | | | | | | | | | | | | | | | | | | | | | | | | | | | | | | | | | | | | | | | | | | | | | | | | | | | | | | | | | | | | | | | | | | | | | | | | | | | | | | | | | | | | | | | | | | | | | | | | | | | | | | | | | | | | | | | | | | | | | | | | | | | | | | | | | | | | | | | | | | | | | | | | | | | | | | | | | | | | | | | | | | | | | | | | | | | | | | | | | | | | | | | | | | | | | | | | | | | | | | | | | | | | | | | | | | | | | | | | | | | | | | | | | | | | | | | | | | | | | | | | | | | | | | | | | | | | | | | | | | | | | | | | | | | | | | | | | | | | | | | | | | | | | | | | | | | | | | | | | | | | | | | | | | | | | | | | | | | | | | | | | | | |
| Nelson-Ododa | 24 | 0-2 | 0-1 | 8 | 1 | 13 | | | | | | | | | | | | | | | | | | | | | | | | | | | | | | | | | | | | | | | | | | | | | | | | | | | | | | | | | | | | | | | | | | | | | | | | | | | | | | | | | | | | | | | | | | | | | | | | | | | | | | | | | | | | | | | | | | | | | | | | | | | | | | | | | | | | | | | | | | | | | | | | | | | | | | | | | | | | | | | | | | | | | | | | | | | | | | | | | | | | | | | | | | | | | | | | | | | | | | | | | | | | | | | | | | | | | | | | | | | | | | | | | | | | | | | | | | | | | | | | | | | | | | | | | | | | | | | | | | | | | | | | | | | | | | | | | | | | | | | | | | | | | | | | | | | | | | | | | | | | | | | | | | | | | | | | | | | | | | | | | | | | | | | | | | | | | | | | | | | | | | | | | | | |
| Lindsay | 28 | 8-11 | 1-2 | 0 | 7 | 13 | | | | | | | | | | | | | | | | | | | | | | | | | | | | | | | | | | | | | | | | | | | | | | | | | | | | | | | | | | | | | | | | | | | | | | | | | | | | | | | | | | | | | | | | | | | | | | | | | | | | | | | | | | | | | | | | | | | | | | | | | | | | | | | | | | | | | | | | | | | | | | | | | | | | | | | | | | | | | | | | | | | | | | | | | | | | | | | | | | | | | | | | | | | | | | | | | | | | | | | | | | | | | | | | | | | | | | | | | | | | | | | | | | | | | | | | | | | | | | | | | | | | | | | | | | | | | | | | | | | | | | | | | | | | | | | | | | | | | | | | | | | | | | | | | | | | | | | | | | | | | | | | | | | | | | | | | | | | | | | | | | | | | | | | | | | | | | | | | | | | | | | | | | | |
| Brothers | 22 | 5-7 | 2-2 | 3 | 2 | 5 | | | | | | | | | | | | | | | | | | | | | | | | | | | | | | | | | | | | | | | | | | | | | | | | | | | | | | | | | | | | | | | | | | | | | | | | | | | | | | | | | | | | | | | | | | | | | | | | | | | | | | | | | | | | | | | | | | | | | | | | | | | | | | | | | | | | | | | | | | | | | | | | | | | | | | | | | | | | | | | | | | | | | | | | | | | | | | | | | | | | | | | | | | | | | | | | | | | | | | | | | | | | | | | | | | | | | | | | | | | | | | | | | | | | | | | | | | | | | | | | | | | | | | | | | | | | | | | | | | | | | | | | | | | | | | | | | | | | | | | | | | | | | | | | | | | | | | | | | | | | | | | | | | | | | | | | | | | | | | | | | | | | | | | | | | | | | | | | | | | | | | | | | | | |
| Anthony | 17 | 2-7 | 2-2 | 0 | 0 | 6 | | | | | | | | | | | | | | | | | | | | | | | | | | | | | | | | | | | | | | | | | | | | | | | | | | | | | | | | | | | | | | | | | | | | | | | | | | | | | | | | | | | | | | | | | | | | | | | | | | | | | | | | | | | | | | | | | | | | | | | | | | | | | | | | | | | | | | | | | | | | | | | | | | | | | | | | | | | | | | | | | | | | | | | | | | | | | | | | | | | | | | | | | | | | | | | | | | | | | | | | | | | | | | | | | | | | | | | | | | | | | | | | | | | | | | | | | | | | | | | | | | | | | | | | | | | | | | | | | | | | | | | | | | | | | | | | | | | | | | | | | | | | | | | | | | | | | | | | | | | | | | | | | | | | | | | | | | | | | | | | | | | | | | | | | | | | | | | | | | | | | | | | | | | |
| Sparrow | 21 | 3-5 | 0-0 | 4 | 2 | 9 | | | | | | | | | | | | | | | | | | | | | | | | | | | | | | | | | | | | | | | | | | | | | | | | | | | | | | | | | | | | | | | | | | | | | | | | | | | | | | | | | | | | | | | | | | | | | | | | | | | | | | | | | | | | | | | | | | | | | | | | | | | | | | | | | | | | | | | | | | | | | | | | | | | | | | | | | | | | | | | | | | | | | | | | | | | | | | | | | | | | | | | | | | | | | | | | | | | | | | | | | | | | | | | | | | | | | | | | | | | | | | | | | | | | | | | | | | | | | | | | | | | | | | | | | | | | | | | | | | | | | | | | | | | | | | | | | | | | | | | | | | | | | | | | | | | | | | | | | | | | | | | | | | | | | | | | | | | | | | | | | | | | | | | | | | | | | | | | | | | | | | | | | | | |
| Davis | 10 | 1-1 | 0-0 | 1 | 0 | 6 | | | | | | | | | | | | | | | | | | | | | | | | | | | | | | | | | | | | | | | | | | | | | | | | | | | | | | | | | | | | | | | | | | | | | | | | | | | | | | | | | | | | | | | | | | | | | | | | | | | | | | | | | | | | | | | | | | | | | | | | | | | | | | | | | | | | | | | | | | | | | | | | | | | | | | | | | | | | | | | | | | | | | | | | | | | | | | | | | | | | | | | | | | | | | | | | | | | | | | | | | | | | | | | | | | | | | | | | | | | | | | | | | | | | | | | | | | | | | | | | | | | | | | | | | | | | | | | | | | | | | | | | | | | | | | | | | | | | | | | | | | | | | | | | | | | | | | | | | | | | | | | | | | | | | | | | | | | | | | | | | | | | | | | | | | | | | | | | | | | | | | | | | | | |
| Taylor | 15 | 1-3 | 0-0 | 5 | 0 | 0 | | | | | | | | | | | | | | | | | | | | | | | | | | | | | | | | | | | | | | | | | | | | | | | | | | | | | | | | | | | | | | | | | | | | | | | | | | | | | | | | | | | | | | | | | | | | | | | | | | | | | | | | | | | | | | | | | | | | | | | | | | | | | | | | | | | | | | | | | | | | | | | | | | | | | | | | | | | | | | | | | | | | | | | | | | | | | | | | | | | | | | | | | | | | | | | | | | | | | | | | | | | | | | | | | | | | | | | | | | | | | | | | | | | | | | | | | | | | | | | | | | | | | | | | | | | | | | | | | | | | | | | | | | | | | | | | | | | | | | | | | | | | | | | | | | | | | | | | | | | | | | | | | | | | | | | | | | | | | | | | | | | | | | | | | | | | | | | | | | | | | | | | | | | |
| Allen | 13 | 2-3 | 0-0 | 4 | 1 | 1 | | | | | | | | | | | | | | | | | | | | | | | | | | | | | | | | | | | | | | | | | | | | | | | | | | | | | | | | | | | | | | | | | | | | | | | | | | | | | | | | | | | | | | | | | | | | | | | | | | | | | | | | | | | | | | | | | | | | | | | | | | | | | | | | | | | | | | | | | | | | | | | | | | | | | | | | | | | | | | | | | | | | | | | | | | | | | | | | | | | | | | | | | | | | | | | | | | | | | | | | | | | | | | | | | | | | | | | | | | | | | | | | | | | | | | | | | | | | | | | | | | | | | | | | | | | | | | | | | | | | | | | | | | | | | | | | | | | | | | | | | | | | | | | | | | | | | | | | | | | | | | | | | | | | | | | | | | | | | | | | | | | | | | | | | | | | | | | | | | | | | | | | | | | |
| Piotrowski | 2 | 0-0 | 0-0 | 0 | 0 | 0 | | | | | | | | | | | | | | | | | | | | | | | | | | | | | | | | | | | | | | | | | | | | | | | | | | | | | | | | | | | | | | | | | | | | | | | | | | | | | | | | | | | | | | | | | | | | | | | | | | | | | | | | | | | | | | | | | | | | | | | | | | | | | | | | | | | | | | | | | | | | | | | | | | | | | | | | | | | | | | | | | | | | | | | | | | | | | | | | | | | | | | | | | | | | | | | | | | | | | | | | | | | | | | | | | | | | | | | | | | | | | | | | | | | | | | | | | | | | | | | | | | | | | | | | | | | | | | | | | | | | | | | | | | | | | | | | | | | | | | | | | | | | | | | | | | | | | | | | | | | | | | | | | | | | | | | | | | | | | | | | | | | | | | | | | | | | | | | | | | | | | | | | | | | |
| Team | | | | | | | | | | | | | | | | | | | | | | | | | | | | | | | | | | | | | | | | | | | | | | | | | | | | | | | | | | | | | | | | | | | | | | | | | | | | | | | | | | | | | | | | | | | | | | | | | | | | | | | | | | | | | | | | | | | | | | | | | | | | | | | | | | | | | | | | | | | | | | | | | | | | | | | | | | | | | | | | | | | | | | | | | | | | | | | | | | | | | | | | | | | | | | | | | | | | | | | | | | | | | | | | | | | | | | | | | | | | | | | | | | | | | | | | | | | | | | | | | | | | | | | | | | | | | | | | | | | | | | | | | | | | | | | | | | | | | | | | | | | | | | | | | | | | | | | | | | | | | | | | | | | | | | | | | | | | | | | | | | | | | | | | | | | | | | | | | | | | | | | | | | | | | | | | | |
| Totals | 200 | 31-54 | 9-12 | 34 | 17 | 80 | | | | | | | | | | | | | | | | | | | | | | | | | | | | | | | | | | | | | | | | | | | | | | | | | | | | | | | | | | | | | | | | | | | | | | | | | | | | | | | | | | | | | | | | | | | | | | | | | | | | | | | | | | | | | | | | | | | | | | | | | | | | | | | | | | | | | | | | | | | | | | | | | | | | | | | | | | | | | | | | | | | | | | | | | | | | | | | | | | | | | | | | | | | | | | | | | | | | | | | | | | | | | | | | | | | | | | | | | | | | | | | | | | | | | | | | | | | | | | | | | | | | | | | | | | | | | | | | | | | | | | | | | | | | | | | | | | | | | | | | | | | | | | | | | | | | | | | | | | | | | | | | | | | | | | | | | | | | | | | | | | | | | | | | | | | | | | | | | | | | | | | | | | | |
| VMI 47 29 76 ODU 34 37 71 ATT: 6,801 Officials: Smith, Potter, & Mosier | ODU 35 37 72 Murray State 40 39 79 ATT: 4,745 Officials: Smith, Jarrett, & Devine | WILLIAM & MARY <table border="1" style="width: 100%; border-collapse: collapse;"> <thead> <tr> <th></th> <th>Min</th> <th>M-A</th> <th>M-A</th> <th>Reb</th> <th>A</th> <th>TP</th> </tr> </thead> <tbody> <tr><td>Rusthoven</td><td>23</td><td>5-7</td><td>5-8</td><td>7</td><td>4</td><td>15</td></tr> <tr><td>Gaillard</td><td>34</td><td>2-5</td><td>1-3</td><td>6</td><td>2</td><td>6</td></tr> <tr><td>Thornton</td><td>35</td><td>8-16</td><td>2-2</td><td>3</td><td>4</td><td>23</td></tr> <tr><td>Rum</td><td>24</td><td>0-4</td><td>2-2</td><td>1</td><td>5</td><td>2</td></tr> <tr><td>Britt</td><td>31</td><td>6-12</td><td>0-1</td><td>3</td><td>1</td><td>15</td></tr> <tr><td>Boatner</td><td>13</td><td>0-1</td><td>0-0</td><td>1</td><td>0</td><td>0</td></tr> <tr><td>Pavloff</td><td>4</td><td>0-0</td><td>0-0</td><td>1</td><td>1</td><td>0</td></tr> <tr><td>Heldring</td><td>18</td><td>0-0</td><td>1-2</td><td>2</td><td>2</td><td>1</td></tr> <tr><td>Tarpey</td><td>18</td><td>4-5</td><td>1-1</td><td>5</td><td>2</td><td>9</td></tr> <tr><td>Team</td><td></td><td></td><td></td><td></td><td></td><td></td></tr> <tr><td>Totals</td><td>200</td><td>25-50</td><td>12-19</td><td>33</td><td>21</td><td>71</td></tr> </tbody> </table> <p>Percentages:</p> | | Min | M-A | M-A | Reb | A | TP | Rusthoven | 23 | 5-7 | 5-8 | 7 | 4 | 15 | Gaillard | 34 | 2-5 | 1-3 | 6 | 2 | 6 | Thornton | 35 | 8-16 | 2-2 | 3 | 4 | 23 | Rum | 24 | 0-4 | 2-2 | 1 | 5 | 2 | Britt | 31 | 6-12 | 0-1 | 3 | 1 | 15 | Boatner | 13 | 0-1 | 0-0 | 1 | 0 | 0 | Pavloff | 4 | 0-0 | 0-0 | 1 | 1 | 0 | Heldring | 18 | 0-0 | 1-2 | 2 | 2 | 1 | Tarpey | 18 | 4-5 | 1-1 | 5 | 2 | 9 | Team | | | | | | | Totals | 200 | 25-50 | 12-19 | 33 | 21 | 71 | | | | | | | | | | | | | | | | | | | | | | | | | | | | | | | | | | | | | | | | | | | | | | | | | | | | | | | | | | | | | | | | | | | | | | | | | | | | | | | | | | | | | | | | | | | | | | | | | | | | | | | | | | | | | | | | | | | | | | | | | | | | | | | | | | | | | | | | | | | | | | | | | | | | | | | | | | | | | | | | | | | | | | | | | | | | | | | | | | | | | | | | | | | | | | | | | | | | | | | | | | | | | | | | | | | | | | | | | | | | | | | | | | | | | | | | | | | | | | | | | | | | | | | | | | | | | | | | | | | | | | | | | | | |
| | Min | M-A | M-A | Reb | A | TP | | | | | | | | | | | | | | | | | | | | | | | | | | | | | | | | | | | | | | | | | | | | | | | | | | | | | | | | | | | | | | | | | | | | | | | | | | | | | | | | | | | | | | | | | | | | | | | | | | | | | | | | | | | | | | | | | | | | | | | | | | | | | | | | | | | | | | | | | | | | | | | | | | | | | | | | | | | | | | | | | | | | | | | | | | | | | | | | | | | | | | | | | | | | | | | | | | | | | | | | | | | | | | | | | | | | | | | | | | | | | | | | | | | | | | | | | | | | | | | | | | | | | | | | | | | | | | | | | | | | | | | | | | | | | | | | | | | | | | | | | | | | | | | | | | | | | | | | | | | | | | | | | | | | | | | | | | | | | | | | | | | | | | | | | | | | | | | | | | | | | | | | | | | |
| Rusthoven | 23 | 5-7 | 5-8 | 7 | 4 | 15 | | | | | | | | | | | | | | | | | | | | | | | | | | | | | | | | | | | | | | | | | | | | | | | | | | | | | | | | | | | | | | | | | | | | | | | | | | | | | | | | | | | | | | | | | | | | | | | | | | | | | | | | | | | | | | | | | | | | | | | | | | | | | | | | | | | | | | | | | | | | | | | | | | | | | | | | | | | | | | | | | | | | | | | | | | | | | | | | | | | | | | | | | | | | | | | | | | | | | | | | | | | | | | | | | | | | | | | | | | | | | | | | | | | | | | | | | | | | | | | | | | | | | | | | | | | | | | | | | | | | | | | | | | | | | | | | | | | | | | | | | | | | | | | | | | | | | | | | | | | | | | | | | | | | | | | | | | | | | | | | | | | | | | | | | | | | | | | | | | | | | | | | | | | |
| Gaillard | 34 | 2-5 | 1-3 | 6 | 2 | 6 | | | | | | | | | | | | | | | | | | | | | | | | | | | | | | | | | | | | | | | | | | | | | | | | | | | | | | | | | | | | | | | | | | | | | | | | | | | | | | | | | | | | | | | | | | | | | | | | | | | | | | | | | | | | | | | | | | | | | | | | | | | | | | | | | | | | | | | | | | | | | | | | | | | | | | | | | | | | | | | | | | | | | | | | | | | | | | | | | | | | | | | | | | | | | | | | | | | | | | | | | | | | | | | | | | | | | | | | | | | | | | | | | | | | | | | | | | | | | | | | | | | | | | | | | | | | | | | | | | | | | | | | | | | | | | | | | | | | | | | | | | | | | | | | | | | | | | | | | | | | | | | | | | | | | | | | | | | | | | | | | | | | | | | | | | | | | | | | | | | | | | | | | | | |
| Thornton | 35 | 8-16 | 2-2 | 3 | 4 | 23 | | | | | | | | | | | | | | | | | | | | | | | | | | | | | | | | | | | | | | | | | | | | | | | | | | | | | | | | | | | | | | | | | | | | | | | | | | | | | | | | | | | | | | | | | | | | | | | | | | | | | | | | | | | | | | | | | | | | | | | | | | | | | | | | | | | | | | | | | | | | | | | | | | | | | | | | | | | | | | | | | | | | | | | | | | | | | | | | | | | | | | | | | | | | | | | | | | | | | | | | | | | | | | | | | | | | | | | | | | | | | | | | | | | | | | | | | | | | | | | | | | | | | | | | | | | | | | | | | | | | | | | | | | | | | | | | | | | | | | | | | | | | | | | | | | | | | | | | | | | | | | | | | | | | | | | | | | | | | | | | | | | | | | | | | | | | | | | | | | | | | | | | | | | |
| Rum | 24 | 0-4 | 2-2 | 1 | 5 | 2 | | | | | | | | | | | | | | | | | | | | | | | | | | | | | | | | | | | | | | | | | | | | | | | | | | | | | | | | | | | | | | | | | | | | | | | | | | | | | | | | | | | | | | | | | | | | | | | | | | | | | | | | | | | | | | | | | | | | | | | | | | | | | | | | | | | | | | | | | | | | | | | | | | | | | | | | | | | | | | | | | | | | | | | | | | | | | | | | | | | | | | | | | | | | | | | | | | | | | | | | | | | | | | | | | | | | | | | | | | | | | | | | | | | | | | | | | | | | | | | | | | | | | | | | | | | | | | | | | | | | | | | | | | | | | | | | | | | | | | | | | | | | | | | | | | | | | | | | | | | | | | | | | | | | | | | | | | | | | | | | | | | | | | | | | | | | | | | | | | | | | | | | | | | |
| Britt | 31 | 6-12 | 0-1 | 3 | 1 | 15 | | | | | | | | | | | | | | | | | | | | | | | | | | | | | | | | | | | | | | | | | | | | | | | | | | | | | | | | | | | | | | | | | | | | | | | | | | | | | | | | | | | | | | | | | | | | | | | | | | | | | | | | | | | | | | | | | | | | | | | | | | | | | | | | | | | | | | | | | | | | | | | | | | | | | | | | | | | | | | | | | | | | | | | | | | | | | | | | | | | | | | | | | | | | | | | | | | | | | | | | | | | | | | | | | | | | | | | | | | | | | | | | | | | | | | | | | | | | | | | | | | | | | | | | | | | | | | | | | | | | | | | | | | | | | | | | | | | | | | | | | | | | | | | | | | | | | | | | | | | | | | | | | | | | | | | | | | | | | | | | | | | | | | | | | | | | | | | | | | | | | | | | | | | |
| Boatner | 13 | 0-1 | 0-0 | 1 | 0 | 0 | | | | | | | | | | | | | | | | | | | | | | | | | | | | | | | | | | | | | | | | | | | | | | | | | | | | | | | | | | | | | | | | | | | | | | | | | | | | | | | | | | | | | | | | | | | | | | | | | | | | | | | | | | | | | | | | | | | | | | | | | | | | | | | | | | | | | | | | | | | | | | | | | | | | | | | | | | | | | | | | | | | | | | | | | | | | | | | | | | | | | | | | | | | | | | | | | | | | | | | | | | | | | | | | | | | | | | | | | | | | | | | | | | | | | | | | | | | | | | | | | | | | | | | | | | | | | | | | | | | | | | | | | | | | | | | | | | | | | | | | | | | | | | | | | | | | | | | | | | | | | | | | | | | | | | | | | | | | | | | | | | | | | | | | | | | | | | | | | | | | | | | | | | | |
| Pavloff | 4 | 0-0 | 0-0 | 1 | 1 | 0 | | | | | | | | | | | | | | | | | | | | | | | | | | | | | | | | | | | | | | | | | | | | | | | | | | | | | | | | | | | | | | | | | | | | | | | | | | | | | | | | | | | | | | | | | | | | | | | | | | | | | | | | | | | | | | | | | | | | | | | | | | | | | | | | | | | | | | | | | | | | | | | | | | | | | | | | | | | | | | | | | | | | | | | | | | | | | | | | | | | | | | | | | | | | | | | | | | | | | | | | | | | | | | | | | | | | | | | | | | | | | | | | | | | | | | | | | | | | | | | | | | | | | | | | | | | | | | | | | | | | | | | | | | | | | | | | | | | | | | | | | | | | | | | | | | | | | | | | | | | | | | | | | | | | | | | | | | | | | | | | | | | | | | | | | | | | | | | | | | | | | | | | | | | |
| Heldring | 18 | 0-0 | 1-2 | 2 | 2 | 1 | | | | | | | | | | | | | | | | | | | | | | | | | | | | | | | | | | | | | | | | | | | | | | | | | | | | | | | | | | | | | | | | | | | | | | | | | | | | | | | | | | | | | | | | | | | | | | | | | | | | | | | | | | | | | | | | | | | | | | | | | | | | | | | | | | | | | | | | | | | | | | | | | | | | | | | | | | | | | | | | | | | | | | | | | | | | | | | | | | | | | | | | | | | | | | | | | | | | | | | | | | | | | | | | | | | | | | | | | | | | | | | | | | | | | | | | | | | | | | | | | | | | | | | | | | | | | | | | | | | | | | | | | | | | | | | | | | | | | | | | | | | | | | | | | | | | | | | | | | | | | | | | | | | | | | | | | | | | | | | | | | | | | | | | | | | | | | | | | | | | | | | | | | | |
| Tarpey | 18 | 4-5 | 1-1 | 5 | 2 | 9 | | | | | | | | | | | | | | | | | | | | | | | | | | | | | | | | | | | | | | | | | | | | | | | | | | | | | | | | | | | | | | | | | | | | | | | | | | | | | | | | | | | | | | | | | | | | | | | | | | | | | | | | | | | | | | | | | | | | | | | | | | | | | | | | | | | | | | | | | | | | | | | | | | | | | | | | | | | | | | | | | | | | | | | | | | | | | | | | | | | | | | | | | | | | | | | | | | | | | | | | | | | | | | | | | | | | | | | | | | | | | | | | | | | | | | | | | | | | | | | | | | | | | | | | | | | | | | | | | | | | | | | | | | | | | | | | | | | | | | | | | | | | | | | | | | | | | | | | | | | | | | | | | | | | | | | | | | | | | | | | | | | | | | | | | | | | | | | | | | | | | | | | | | | |
| Team | | | | | | | | | | | | | | | | | | | | | | | | | | | | | | | | | | | | | | | | | | | | | | | | | | | | | | | | | | | | | | | | | | | | | | | | | | | | | | | | | | | | | | | | | | | | | | | | | | | | | | | | | | | | | | | | | | | | | | | | | | | | | | | | | | | | | | | | | | | | | | | | | | | | | | | | | | | | | | | | | | | | | | | | | | | | | | | | | | | | | | | | | | | | | | | | | | | | | | | | | | | | | | | | | | | | | | | | | | | | | | | | | | | | | | | | | | | | | | | | | | | | | | | | | | | | | | | | | | | | | | | | | | | | | | | | | | | | | | | | | | | | | | | | | | | | | | | | | | | | | | | | | | | | | | | | | | | | | | | | | | | | | | | | | | | | | | | | | | | | | | | | | | | | | | | | | |
| Totals | 200 | 25-50 | 12-19 | 33 | 21 | 71 | | | | | | | | | | | | | | | | | | | | | | | | | | | | | | | | | | | | | | | | | | | | | | | | | | | | | | | | | | | | | | | | | | | | | | | | | | | | | | | | | | | | | | | | | | | | | | | | | | | | | | | | | | | | | | | | | | | | | | | | | | | | | | | | | | | | | | | | | | | | | | | | | | | | | | | | | | | | | | | | | | | | | | | | | | | | | | | | | | | | | | | | | | | | | | | | | | | | | | | | | | | | | | | | | | | | | | | | | | | | | | | | | | | | | | | | | | | | | | | | | | | | | | | | | | | | | | | | | | | | | | | | | | | | | | | | | | | | | | | | | | | | | | | | | | | | | | | | | | | | | | | | | | | | | | | | | | | | | | | | | | | | | | | | | | | | | | | | | | | | | | | | | | | |

2011-12 BOX SCORES

| December 7, 2012 Constant Center * Norfolk, VA | December 4, 2012 Constant Center * Norfolk, VA | December 18, 2012 TD Arena * Charleston, S.C. | December 22, 2012 Richmond Coliseum * Richmond, VA | | | | | | | | | | | | | | | | | | | | | | | | | | | | | | | | | | | | | | | | | | | | | | | | | | | | | | | | | | | | | | | | | | | | | | | | | | | | | | | | | | | | | | | | | | | | | | | | | | | | | | | | | | | | | | | | | | | | | | | | | | | | | | | | | | | | | | | | | | | | | | | | | | | | | | | | | | | | | | | | | | | | | | | | | | | | | | | | | | | | | | | | | | | | | | | | | | | | | | | | | | | | | | | | | | | | | | | | | | | | | | | | | | | | | | | | | | | | | | | | | | | | | | | | | | | | | | | | | | | | | | | | | | | | | | | | | | | | | | | | | | | | | | | | | | | | | | | | | | | | | | | | | | | | | | | | | | | | | | | | | | | | | | | | | | | | | | | | | | | | | | | | | | | | | | | | | | | | | | | | |
|---|---|---|---|-----------|-----------|-----------|-----------|----|------|-------|----|---|----|--------|----|------|------|---|---|----|---|-----|-----|-----|-----|----|----|-------------|----|------|-----|---|---|---|-----------|----|------|-----|---|---|----|--|-----|-----|-----|-----|---|----|----------|----|-----|-----|---|---|---|---------|----|-----|-----|---|---|---|--|-----|-----|-----|-----|---|----|--------------|----|-----|-----|---|---|---|---------------|------------|--------------|--------------|-----------|-----------|-----------|---|------------|--------------|-------------|-----------|----------|-----------|--|-----|-----|-----|-----|---|----|---------------|------------|--------------|--------------|-----------|-----------|-----------|--|-----|------|-----|-----|---|----|----------|----|------|-----|---|---|----|--------|----|------|-----|---|---|----|---------|----|-----|------|---|---|----|-------|----|------|-----|---|---|----|-------|----|-----|-----|---|---|----|--------|----|-----|-----|---|---|---|----------|----|-----|-----|---|---|---|---------------|------------|--------------|--------------|-----------|-----------|-----------|---|------------|--------------|-------------|-----------|-----------|-----------|--|-----|-----|-----|-----|---|----|---------------|------------|--------------|--------------|-----------|-----------|-----------|--|-----|-----|-----|-----|---|----|----------|----|------|-------|---|---|----|---------|----|------|-------|---|---|----|----------|----|-----|-----|---|---|---|---------|----|------|-----|---|---|----|------------|----|-----|-----|---|---|----|------------|----|-----|-----|---|---|---|------------|----|-----|-----|---|---|---|--------|----|-----|-----|---|---|---|---------------|------------|--------------|--------------|-----------|-----------|-----------|---|------------|--------------|--------------|-----------|-----------|-----------|---|-----|-----|-----|-----|---|----|-----------|----|-----|-----|---|---|----|---------------|------------|--------------|--------------|-----------|-----------|-----------|--|-----|------|-----|-----|---|----|----------|----|------|-----|---|---|----|---------|----|------|-----|----|---|----|--------|----|-----|-----|---|---|---|----------|----|-----|-----|---|---|---|--------|----|------|-----|---|---|----|--------|----|------|-----|---|---|----|---------------|------------|--------------|--------------|-----------|----------|-----------|--------|----|-----|-----|---|---|---|---------------|------------|--------------|--------------|-----------|-----------|-----------|---------------|------------|--------------|--------------|-----------|-----------|-----------|
| VCU 83 OLD DOMINION 70 | UCF 75 OLD DOMINION 71 | Coll. of Charleston 75 OLD DOMINION 65 | Virginia 61 OLD DOMINION 63 | | | | | | | | | | | | | | | | | | | | | | | | | | | | | | | | | | | | | | | | | | | | | | | | | | | | | | | | | | | | | | | | | | | | | | | | | | | | | | | | | | | | | | | | | | | | | | | | | | | | | | | | | | | | | | | | | | | | | | | | | | | | | | | | | | | | | | | | | | | | | | | | | | | | | | | | | | | | | | | | | | | | | | | | | | | | | | | | | | | | | | | | | | | | | | | | | | | | | | | | | | | | | | | | | | | | | | | | | | | | | | | | | | | | | | | | | | | | | | | | | | | | | | | | | | | | | | | | | | | | | | | | | | | | | | | | | | | | | | | | | | | | | | | | | | | | | | | | | | | | | | | | | | | | | | | | | | | | | | | | | | | | | | | | | | | | | | | | | | | | | | | | | | | | | | | | | | | | | | | | |
| VCU | UCF | OLD DOMINION | VIRGINIA | | | | | | | | | | | | | | | | | | | | | | | | | | | | | | | | | | | | | | | | | | | | | | | | | | | | | | | | | | | | | | | | | | | | | | | | | | | | | | | | | | | | | | | | | | | | | | | | | | | | | | | | | | | | | | | | | | | | | | | | | | | | | | | | | | | | | | | | | | | | | | | | | | | | | | | | | | | | | | | | | | | | | | | | | | | | | | | | | | | | | | | | | | | | | | | | | | | | | | | | | | | | | | | | | | | | | | | | | | | | | | | | | | | | | | | | | | | | | | | | | | | | | | | | | | | | | | | | | | | | | | | | | | | | | | | | | | | | | | | | | | | | | | | | | | | | | | | | | | | | | | | | | | | | | | | | | | | | | | | | | | | | | | | | | | | | | | | | | | | | | | | | | | | | | | | | | | | | | | | | |
| <table border="1" style="width: 100%; border-collapse: collapse;"> <thead> <tr> <th>MIN</th> <th>FG</th> <th>FT</th> <th>Reb</th> <th>A</th> <th>TP</th> </tr> </thead> <tbody> <tr><td>Reddic</td><td>25</td><td>3-7</td><td>2-2</td><td>5</td><td>0</td><td>8</td></tr> <tr><td>Graham</td><td>32</td><td>7-13</td><td>8-12</td><td>9</td><td>2</td><td>23</td></tr> <tr><td>Weber</td><td>31</td><td>1-4</td><td>6-8</td><td>9</td><td>10</td><td>8</td></tr> <tr><td>Brandenberg</td><td>24</td><td>3-7</td><td>2-2</td><td>4</td><td>4</td><td>9</td></tr> <tr><td>Daniels</td><td>26</td><td>8-16</td><td>0-0</td><td>1</td><td>0</td><td>24</td></tr> <tr><td>Okerefor</td><td>5</td><td>1-2</td><td>0-0</td><td>0</td><td>1</td><td>3</td></tr> <tr><td>Theus</td><td>16</td><td>0-1</td><td>0-0</td><td>0</td><td>1</td><td>0</td></tr> <tr><td>Guest</td><td>10</td><td>1-3</td><td>0-2</td><td>0</td><td>0</td><td>2</td></tr> <tr><td>Tuoyo</td><td>9</td><td>0-0</td><td>0-0</td><td>0</td><td>1</td><td>0</td></tr> <tr><td>Johnson</td><td>11</td><td>0-2</td><td>0-0</td><td>0</td><td>0</td><td>0</td></tr> <tr><td>Haley</td><td>7</td><td>1-1</td><td>2-3</td><td>1</td><td>0</td><td>4</td></tr> <tr><td>Hinton</td><td>4</td><td>1-1</td><td>0-0</td><td>1</td><td>0</td><td>2</td></tr> <tr><td>Team</td><td></td><td></td><td>3</td><td></td><td></td><td></td></tr> <tr><td>TOTALS</td><td>200</td><td>26-57</td><td>20-29</td><td>33</td><td>19</td><td>83</td></tr> </tbody> </table> <p>Percentages: FG- 45% FT- 69% 3FG- 52% (Graham 1-3, Weber 0-1, Brandenberg 1-2, Daniels 8-15, Okerefor 1-1, Johnson 0-1) Turnovers - 12 (Reddic 1, Graham 2, Weber 1, Brandenberg 1, Okerefor 1, Theus 1, Guest 1, Tuoyo 2, Johnson 2) Steals - 9 (Reddic 2, Weber 5, Johnson 1, Hinton 1) Blocks - 4 (Reddic 1, Graham 1, Guest 1, Haley 1)</p> | MIN | FG | FT | Reb | A | TP | Reddic | 25 | 3-7 | 2-2 | 5 | 0 | 8 | Graham | 32 | 7-13 | 8-12 | 9 | 2 | 23 | Weber | 31 | 1-4 | 6-8 | 9 | 10 | 8 | Brandenberg | 24 | 3-7 | 2-2 | 4 | 4 | 9 | Daniels | 26 | 8-16 | 0-0 | 1 | 0 | 24 | Okerefor | 5 | 1-2 | 0-0 | 0 | 1 | 3 | Theus | 16 | 0-1 | 0-0 | 0 | 1 | 0 | Guest | 10 | 1-3 | 0-2 | 0 | 0 | 2 | Tuoyo | 9 | 0-0 | 0-0 | 0 | 1 | 0 | Johnson | 11 | 0-2 | 0-0 | 0 | 0 | 0 | Haley | 7 | 1-1 | 2-3 | 1 | 0 | 4 | Hinton | 4 | 1-1 | 0-0 | 1 | 0 | 2 | Team | | | 3 | | | | TOTALS | 200 | 26-57 | 20-29 | 33 | 19 | 83 | <table border="1" style="width: 100%; border-collapse: collapse;"> <thead> <tr> <th>MIN</th> <th>FG</th> <th>FT</th> <th>Reb</th> <th>A</th> <th>TP</th> </tr> </thead> <tbody> <tr><td>Spurlock</td><td>34</td><td>1-4</td><td>5-6</td><td>8</td><td>3</td><td>7</td></tr> <tr><td>Wilson</td><td>31</td><td>4-7</td><td>2-2</td><td>6</td><td>1</td><td>14</td></tr> <tr><td>Clanton</td><td>25</td><td>4-6</td><td>7-10</td><td>2</td><td>0</td><td>15</td></tr> <tr><td>Sykes</td><td>39</td><td>5-12</td><td>4-5</td><td>7</td><td>7</td><td>14</td></tr> <tr><td>Newel</td><td>37</td><td>6-9</td><td>1-2</td><td>2</td><td>2</td><td>17</td></tr> <tr><td>Walker</td><td>9</td><td>0-1</td><td>0-0</td><td>1</td><td>1</td><td>0</td></tr> <tr><td>Williams</td><td>6</td><td>0-1</td><td>0-0</td><td>0</td><td>0</td><td>0</td></tr> <tr><td>Karell</td><td>9</td><td>2-2</td><td>0-0</td><td>1</td><td>0</td><td>4</td></tr> <tr><td>Blair</td><td>10</td><td>2-2</td><td>0-0</td><td>0</td><td>0</td><td>4</td></tr> <tr><td>Team</td><td></td><td></td><td>1</td><td></td><td></td><td></td></tr> <tr><td>TOTALS</td><td>200</td><td>24-44</td><td>19-25</td><td>28</td><td>14</td><td>75</td></tr> </tbody> </table> <p>Percentages: FG- 54% FT- 75% 3FG- 52% (Spurlock 0-2, Wilson 4-5, Clanton 0-0, Sykes 0-0, Newel 4-6, Walker 0-1, Days 0-0, Williams 0-0, Karell 0-0, Blair 0-0) Turnovers - 16 (Wilson 3, Clanton 2, Sykes 6, Newel 5) Steals - 8 (Sykes 5, Newel 2, Karell 1)</p> | MIN | FG | FT | Reb | A | TP | Spurlock | 34 | 1-4 | 5-6 | 8 | 3 | 7 | Wilson | 31 | 4-7 | 2-2 | 6 | 1 | 14 | Clanton | 25 | 4-6 | 7-10 | 2 | 0 | 15 | Sykes | 39 | 5-12 | 4-5 | 7 | 7 | 14 | Newel | 37 | 6-9 | 1-2 | 2 | 2 | 17 | Walker | 9 | 0-1 | 0-0 | 1 | 1 | 0 | Williams | 6 | 0-1 | 0-0 | 0 | 0 | 0 | Karell | 9 | 2-2 | 0-0 | 1 | 0 | 4 | Blair | 10 | 2-2 | 0-0 | 0 | 0 | 4 | Team | | | 1 | | | | TOTALS | 200 | 24-44 | 19-25 | 28 | 14 | 75 | <table border="1" style="width: 100%; border-collapse: collapse;"> <thead> <tr> <th>MIN</th> <th>FG</th> <th>FT</th> <th>Reb</th> <th>A</th> <th>TP</th> </tr> </thead> <tbody> <tr><td>Painter</td><td>28</td><td>6-9</td><td>3-4</td><td>7</td><td>1</td><td>15</td></tr> <tr><td>Hill</td><td>37</td><td>5-10</td><td>1-4</td><td>1</td><td>5</td><td>11</td></tr> <tr><td>Bacote</td><td>26</td><td>2-7</td><td>4-4</td><td>3</td><td>2</td><td>9</td></tr> <tr><td>Palmore</td><td>31</td><td>3-10</td><td>4-4</td><td>5</td><td>4</td><td>10</td></tr> <tr><td>Clark</td><td>28</td><td>4-5</td><td>0-0</td><td>1</td><td>0</td><td>10</td></tr> <tr><td>Batten</td><td>13</td><td>0-2</td><td>0-0</td><td>1</td><td>0</td><td>0</td></tr> <tr><td>Ross</td><td>15</td><td>2-3</td><td>0-0</td><td>2</td><td>1</td><td>4</td></tr> <tr><td>Larsen</td><td>22</td><td>3-8</td><td>0-0</td><td>4</td><td>1</td><td>6</td></tr> <tr><td>Team</td><td></td><td></td><td>7</td><td></td><td></td><td></td></tr> <tr><td>TOTALS</td><td>200</td><td>25-54</td><td>12-16</td><td>31</td><td>14</td><td>65</td></tr> </tbody> </table> <p>Percentages: FG- 46% FT- 75% 3FG- 52% (Painter 0-1, Hill 0-4, Bacote 1-5, Palmore 0-0, Clark 2-2, Batten 0-2, Ross 0-0, Larsen 0-1) Turnovers - 13 (Painter 3, Hill 2, Bacote 5, Palmore 1, Clark 1, Ross 1) Steals - 12 (Hill 2, Bacote 2, Palmore 3, Clark 3, Larsen 2) Blocks - 3 (Hill 1, Bacote 1, Batten 1)</p> | MIN | FG | FT | Reb | A | TP | Painter | 28 | 6-9 | 3-4 | 7 | 1 | 15 | Hill | 37 | 5-10 | 1-4 | 1 | 5 | 11 | Bacote | 26 | 2-7 | 4-4 | 3 | 2 | 9 | Palmore | 31 | 3-10 | 4-4 | 5 | 4 | 10 | Clark | 28 | 4-5 | 0-0 | 1 | 0 | 10 | Batten | 13 | 0-2 | 0-0 | 1 | 0 | 0 | Ross | 15 | 2-3 | 0-0 | 2 | 1 | 4 | Larsen | 22 | 3-8 | 0-0 | 4 | 1 | 6 | Team | | | 7 | | | | TOTALS | 200 | 25-54 | 12-16 | 31 | 14 | 65 | <table border="1" style="width: 100%; border-collapse: collapse;"> <thead> <tr> <th>MIN</th> <th>FG</th> <th>FT</th> <th>Reb</th> <th>A</th> <th>TP</th> </tr> </thead> <tbody> <tr><td>Jesperson</td><td>33</td><td>1-5</td><td>0-0</td><td>4</td><td>2</td><td>3</td></tr> <tr><td>Jones</td><td>25</td><td>1-2</td><td>2-2</td><td>4</td><td>3</td><td>4</td></tr> <tr><td>Harris</td><td>33</td><td>6-15</td><td>2-2</td><td>3</td><td>2</td><td>18</td></tr> <tr><td>Mitchell</td><td>33</td><td>3-10</td><td>2-3</td><td>9</td><td>2</td><td>8</td></tr> <tr><td>Atkins</td><td>22</td><td>2-6</td><td>0-0</td><td>4</td><td>0</td><td>4</td></tr> <tr><td>Bowman</td><td>0+</td><td>0-0</td><td>0-0</td><td>0</td><td>0</td><td>0</td></tr> <tr><td>Barnette</td><td>11</td><td>1-4</td><td>0-0</td><td>0</td><td>0</td><td>2</td></tr> <tr><td>Tobey</td><td>9</td><td>3-3</td><td>0-1</td><td>0</td><td>1</td><td>6</td></tr> <tr><td>Notte</td><td>23</td><td>4-7</td><td>4-5</td><td>3</td><td>0</td><td>15</td></tr> <tr><td>Anderson</td><td>11</td><td>0-1</td><td>0-0</td><td>2</td><td>2</td><td>0</td></tr> <tr><td>Team</td><td></td><td></td><td>3</td><td></td><td></td><td></td></tr> <tr><td>TOTALS</td><td>200</td><td>21-53</td><td>10-13</td><td>32</td><td>13</td><td>61</td></tr> </tbody> </table> <p>Percentages: FG- 39% FT- 76% 3FG- 52% (Jesperson 1-3, Jones 0-1, Harris 4-9, Barnette 1-3, Notte 3-5) Turnovers - 8 (Jones 1, Harris 2, Mitchell 1, Atkins 2, Barnette 1, Tobey 1) Steals - 1 (Atkins 1) Blocks - 7 (Harris 1, Mitchell 1, Atkins 2, Tobey 1, Notte 1, Anderson 1)</p> | MIN | FG | FT | Reb | A | TP | Jesperson | 33 | 1-5 | 0-0 | 4 | 2 | 3 | Jones | 25 | 1-2 | 2-2 | 4 | 3 | 4 | Harris | 33 | 6-15 | 2-2 | 3 | 2 | 18 | Mitchell | 33 | 3-10 | 2-3 | 9 | 2 | 8 | Atkins | 22 | 2-6 | 0-0 | 4 | 0 | 4 | Bowman | 0+ | 0-0 | 0-0 | 0 | 0 | 0 | Barnette | 11 | 1-4 | 0-0 | 0 | 0 | 2 | Tobey | 9 | 3-3 | 0-1 | 0 | 1 | 6 | Notte | 23 | 4-7 | 4-5 | 3 | 0 | 15 | Anderson | 11 | 0-1 | 0-0 | 2 | 2 | 0 | Team | | | 3 | | | | TOTALS | 200 | 21-53 | 10-13 | 32 | 13 | 61 | | | | | | | |
| MIN | FG | FT | Reb | A | TP | | | | | | | | | | | | | | | | | | | | | | | | | | | | | | | | | | | | | | | | | | | | | | | | | | | | | | | | | | | | | | | | | | | | | | | | | | | | | | | | | | | | | | | | | | | | | | | | | | | | | | | | | | | | | | | | | | | | | | | | | | | | | | | | | | | | | | | | | | | | | | | | | | | | | | | | | | | | | | | | | | | | | | | | | | | | | | | | | | | | | | | | | | | | | | | | | | | | | | | | | | | | | | | | | | | | | | | | | | | | | | | | | | | | | | | | | | | | | | | | | | | | | | | | | | | | | | | | | | | | | | | | | | | | | | | | | | | | | | | | | | | | | | | | | | | | | | | | | | | | | | | | | | | | | | | | | | | | | | | | | | | | | | | | | | | | | | | | | | | | | | | | | | | | | | | | | | | | | | |
| Reddic | 25 | 3-7 | 2-2 | 5 | 0 | 8 | | | | | | | | | | | | | | | | | | | | | | | | | | | | | | | | | | | | | | | | | | | | | | | | | | | | | | | | | | | | | | | | | | | | | | | | | | | | | | | | | | | | | | | | | | | | | | | | | | | | | | | | | | | | | | | | | | | | | | | | | | | | | | | | | | | | | | | | | | | | | | | | | | | | | | | | | | | | | | | | | | | | | | | | | | | | | | | | | | | | | | | | | | | | | | | | | | | | | | | | | | | | | | | | | | | | | | | | | | | | | | | | | | | | | | | | | | | | | | | | | | | | | | | | | | | | | | | | | | | | | | | | | | | | | | | | | | | | | | | | | | | | | | | | | | | | | | | | | | | | | | | | | | | | | | | | | | | | | | | | | | | | | | | | | | | | | | | | | | | | | | | | | | | | | | | | | | | | | |
| Graham | 32 | 7-13 | 8-12 | 9 | 2 | 23 | | | | | | | | | | | | | | | | | | | | | | | | | | | | | | | | | | | | | | | | | | | | | | | | | | | | | | | | | | | | | | | | | | | | | | | | | | | | | | | | | | | | | | | | | | | | | | | | | | | | | | | | | | | | | | | | | | | | | | | | | | | | | | | | | | | | | | | | | | | | | | | | | | | | | | | | | | | | | | | | | | | | | | | | | | | | | | | | | | | | | | | | | | | | | | | | | | | | | | | | | | | | | | | | | | | | | | | | | | | | | | | | | | | | | | | | | | | | | | | | | | | | | | | | | | | | | | | | | | | | | | | | | | | | | | | | | | | | | | | | | | | | | | | | | | | | | | | | | | | | | | | | | | | | | | | | | | | | | | | | | | | | | | | | | | | | | | | | | | | | | | | | | | | | | | | | | | | | | |
| Weber | 31 | 1-4 | 6-8 | 9 | 10 | 8 | | | | | | | | | | | | | | | | | | | | | | | | | | | | | | | | | | | | | | | | | | | | | | | | | | | | | | | | | | | | | | | | | | | | | | | | | | | | | | | | | | | | | | | | | | | | | | | | | | | | | | | | | | | | | | | | | | | | | | | | | | | | | | | | | | | | | | | | | | | | | | | | | | | | | | | | | | | | | | | | | | | | | | | | | | | | | | | | | | | | | | | | | | | | | | | | | | | | | | | | | | | | | | | | | | | | | | | | | | | | | | | | | | | | | | | | | | | | | | | | | | | | | | | | | | | | | | | | | | | | | | | | | | | | | | | | | | | | | | | | | | | | | | | | | | | | | | | | | | | | | | | | | | | | | | | | | | | | | | | | | | | | | | | | | | | | | | | | | | | | | | | | | | | | | | | | | | | | | |
| Brandenberg | 24 | 3-7 | 2-2 | 4 | 4 | 9 | | | | | | | | | | | | | | | | | | | | | | | | | | | | | | | | | | | | | | | | | | | | | | | | | | | | | | | | | | | | | | | | | | | | | | | | | | | | | | | | | | | | | | | | | | | | | | | | | | | | | | | | | | | | | | | | | | | | | | | | | | | | | | | | | | | | | | | | | | | | | | | | | | | | | | | | | | | | | | | | | | | | | | | | | | | | | | | | | | | | | | | | | | | | | | | | | | | | | | | | | | | | | | | | | | | | | | | | | | | | | | | | | | | | | | | | | | | | | | | | | | | | | | | | | | | | | | | | | | | | | | | | | | | | | | | | | | | | | | | | | | | | | | | | | | | | | | | | | | | | | | | | | | | | | | | | | | | | | | | | | | | | | | | | | | | | | | | | | | | | | | | | | | | | | | | | | | | | | |
| Daniels | 26 | 8-16 | 0-0 | 1 | 0 | 24 | | | | | | | | | | | | | | | | | | | | | | | | | | | | | | | | | | | | | | | | | | | | | | | | | | | | | | | | | | | | | | | | | | | | | | | | | | | | | | | | | | | | | | | | | | | | | | | | | | | | | | | | | | | | | | | | | | | | | | | | | | | | | | | | | | | | | | | | | | | | | | | | | | | | | | | | | | | | | | | | | | | | | | | | | | | | | | | | | | | | | | | | | | | | | | | | | | | | | | | | | | | | | | | | | | | | | | | | | | | | | | | | | | | | | | | | | | | | | | | | | | | | | | | | | | | | | | | | | | | | | | | | | | | | | | | | | | | | | | | | | | | | | | | | | | | | | | | | | | | | | | | | | | | | | | | | | | | | | | | | | | | | | | | | | | | | | | | | | | | | | | | | | | | | | | | | | | | | | |
| Okerefor | 5 | 1-2 | 0-0 | 0 | 1 | 3 | | | | | | | | | | | | | | | | | | | | | | | | | | | | | | | | | | | | | | | | | | | | | | | | | | | | | | | | | | | | | | | | | | | | | | | | | | | | | | | | | | | | | | | | | | | | | | | | | | | | | | | | | | | | | | | | | | | | | | | | | | | | | | | | | | | | | | | | | | | | | | | | | | | | | | | | | | | | | | | | | | | | | | | | | | | | | | | | | | | | | | | | | | | | | | | | | | | | | | | | | | | | | | | | | | | | | | | | | | | | | | | | | | | | | | | | | | | | | | | | | | | | | | | | | | | | | | | | | | | | | | | | | | | | | | | | | | | | | | | | | | | | | | | | | | | | | | | | | | | | | | | | | | | | | | | | | | | | | | | | | | | | | | | | | | | | | | | | | | | | | | | | | | | | | | | | | | | | | |
| Theus | 16 | 0-1 | 0-0 | 0 | 1 | 0 | | | | | | | | | | | | | | | | | | | | | | | | | | | | | | | | | | | | | | | | | | | | | | | | | | | | | | | | | | | | | | | | | | | | | | | | | | | | | | | | | | | | | | | | | | | | | | | | | | | | | | | | | | | | | | | | | | | | | | | | | | | | | | | | | | | | | | | | | | | | | | | | | | | | | | | | | | | | | | | | | | | | | | | | | | | | | | | | | | | | | | | | | | | | | | | | | | | | | | | | | | | | | | | | | | | | | | | | | | | | | | | | | | | | | | | | | | | | | | | | | | | | | | | | | | | | | | | | | | | | | | | | | | | | | | | | | | | | | | | | | | | | | | | | | | | | | | | | | | | | | | | | | | | | | | | | | | | | | | | | | | | | | | | | | | | | | | | | | | | | | | | | | | | | | | | | | | | | | |
| Guest | 10 | 1-3 | 0-2 | 0 | 0 | 2 | | | | | | | | | | | | | | | | | | | | | | | | | | | | | | | | | | | | | | | | | | | | | | | | | | | | | | | | | | | | | | | | | | | | | | | | | | | | | | | | | | | | | | | | | | | | | | | | | | | | | | | | | | | | | | | | | | | | | | | | | | | | | | | | | | | | | | | | | | | | | | | | | | | | | | | | | | | | | | | | | | | | | | | | | | | | | | | | | | | | | | | | | | | | | | | | | | | | | | | | | | | | | | | | | | | | | | | | | | | | | | | | | | | | | | | | | | | | | | | | | | | | | | | | | | | | | | | | | | | | | | | | | | | | | | | | | | | | | | | | | | | | | | | | | | | | | | | | | | | | | | | | | | | | | | | | | | | | | | | | | | | | | | | | | | | | | | | | | | | | | | | | | | | | | | | | | | | | | |
| Tuoyo | 9 | 0-0 | 0-0 | 0 | 1 | 0 | | | | | | | | | | | | | | | | | | | | | | | | | | | | | | | | | | | | | | | | | | | | | | | | | | | | | | | | | | | | | | | | | | | | | | | | | | | | | | | | | | | | | | | | | | | | | | | | | | | | | | | | | | | | | | | | | | | | | | | | | | | | | | | | | | | | | | | | | | | | | | | | | | | | | | | | | | | | | | | | | | | | | | | | | | | | | | | | | | | | | | | | | | | | | | | | | | | | | | | | | | | | | | | | | | | | | | | | | | | | | | | | | | | | | | | | | | | | | | | | | | | | | | | | | | | | | | | | | | | | | | | | | | | | | | | | | | | | | | | | | | | | | | | | | | | | | | | | | | | | | | | | | | | | | | | | | | | | | | | | | | | | | | | | | | | | | | | | | | | | | | | | | | | | | | | | | | | | | |
| Johnson | 11 | 0-2 | 0-0 | 0 | 0 | 0 | | | | | | | | | | | | | | | | | | | | | | | | | | | | | | | | | | | | | | | | | | | | | | | | | | | | | | | | | | | | | | | | | | | | | | | | | | | | | | | | | | | | | | | | | | | | | | | | | | | | | | | | | | | | | | | | | | | | | | | | | | | | | | | | | | | | | | | | | | | | | | | | | | | | | | | | | | | | | | | | | | | | | | | | | | | | | | | | | | | | | | | | | | | | | | | | | | | | | | | | | | | | | | | | | | | | | | | | | | | | | | | | | | | | | | | | | | | | | | | | | | | | | | | | | | | | | | | | | | | | | | | | | | | | | | | | | | | | | | | | | | | | | | | | | | | | | | | | | | | | | | | | | | | | | | | | | | | | | | | | | | | | | | | | | | | | | | | | | | | | | | | | | | | | | | | | | | | | | |
| Haley | 7 | 1-1 | 2-3 | 1 | 0 | 4 | | | | | | | | | | | | | | | | | | | | | | | | | | | | | | | | | | | | | | | | | | | | | | | | | | | | | | | | | | | | | | | | | | | | | | | | | | | | | | | | | | | | | | | | | | | | | | | | | | | | | | | | | | | | | | | | | | | | | | | | | | | | | | | | | | | | | | | | | | | | | | | | | | | | | | | | | | | | | | | | | | | | | | | | | | | | | | | | | | | | | | | | | | | | | | | | | | | | | | | | | | | | | | | | | | | | | | | | | | | | | | | | | | | | | | | | | | | | | | | | | | | | | | | | | | | | | | | | | | | | | | | | | | | | | | | | | | | | | | | | | | | | | | | | | | | | | | | | | | | | | | | | | | | | | | | | | | | | | | | | | | | | | | | | | | | | | | | | | | | | | | | | | | | | | | | | | | | | | |
| Hinton | 4 | 1-1 | 0-0 | 1 | 0 | 2 | | | | | | | | | | | | | | | | | | | | | | | | | | | | | | | | | | | | | | | | | | | | | | | | | | | | | | | | | | | | | | | | | | | | | | | | | | | | | | | | | | | | | | | | | | | | | | | | | | | | | | | | | | | | | | | | | | | | | | | | | | | | | | | | | | | | | | | | | | | | | | | | | | | | | | | | | | | | | | | | | | | | | | | | | | | | | | | | | | | | | | | | | | | | | | | | | | | | | | | | | | | | | | | | | | | | | | | | | | | | | | | | | | | | | | | | | | | | | | | | | | | | | | | | | | | | | | | | | | | | | | | | | | | | | | | | | | | | | | | | | | | | | | | | | | | | | | | | | | | | | | | | | | | | | | | | | | | | | | | | | | | | | | | | | | | | | | | | | | | | | | | | | | | | | | | | | | | | | |
| Team | | | 3 | | | | | | | | | | | | | | | | | | | | | | | | | | | | | | | | | | | | | | | | | | | | | | | | | | | | | | | | | | | | | | | | | | | | | | | | | | | | | | | | | | | | | | | | | | | | | | | | | | | | | | | | | | | | | | | | | | | | | | | | | | | | | | | | | | | | | | | | | | | | | | | | | | | | | | | | | | | | | | | | | | | | | | | | | | | | | | | | | | | | | | | | | | | | | | | | | | | | | | | | | | | | | | | | | | | | | | | | | | | | | | | | | | | | | | | | | | | | | | | | | | | | | | | | | | | | | | | | | | | | | | | | | | | | | | | | | | | | | | | | | | | | | | | | | | | | | | | | | | | | | | | | | | | | | | | | | | | | | | | | | | | | | | | | | | | | | | | | | | | | | | | | | | | | | | | | | | | | | | | | |
| TOTALS | 200 | 26-57 | 20-29 | 33 | 19 | 83 | | | | | | | | | | | | | | | | | | | | | | | | | | | | | | | | | | | | | | | | | | | | | | | | | | | | | | | | | | | | | | | | | | | | | | | | | | | | | | | | | | | | | | | | | | | | | | | | | | | | | | | | | | | | | | | | | | | | | | | | | | | | | | | | | | | | | | | | | | | | | | | | | | | | | | | | | | | | | | | | | | | | | | | | | | | | | | | | | | | | | | | | | | | | | | | | | | | | | | | | | | | | | | | | | | | | | | | | | | | | | | | | | | | | | | | | | | | | | | | | | | | | | | | | | | | | | | | | | | | | | | | | | | | | | | | | | | | | | | | | | | | | | | | | | | | | | | | | | | | | | | | | | | | | | | | | | | | | | | | | | | | | | | | | | | | | | | | | | | | | | | | | | | | | | | | | | | | | | |
| MIN | FG | FT | Reb | A | TP | | | | | | | | | | | | | | | | | | | | | | | | | | | | | | | | | | | | | | | | | | | | | | | | | | | | | | | | | | | | | | | | | | | | | | | | | | | | | | | | | | | | | | | | | | | | | | | | | | | | | | | | | | | | | | | | | | | | | | | | | | | | | | | | | | | | | | | | | | | | | | | | | | | | | | | | | | | | | | | | | | | | | | | | | | | | | | | | | | | | | | | | | | | | | | | | | | | | | | | | | | | | | | | | | | | | | | | | | | | | | | | | | | | | | | | | | | | | | | | | | | | | | | | | | | | | | | | | | | | | | | | | | | | | | | | | | | | | | | | | | | | | | | | | | | | | | | | | | | | | | | | | | | | | | | | | | | | | | | | | | | | | | | | | | | | | | | | | | | | | | | | | | | | | | | | | | | | | | | |
| Spurlock | 34 | 1-4 | 5-6 | 8 | 3 | 7 | | | | | | | | | | | | | | | | | | | | | | | | | | | | | | | | | | | | | | | | | | | | | | | | | | | | | | | | | | | | | | | | | | | | | | | | | | | | | | | | | | | | | | | | | | | | | | | | | | | | | | | | | | | | | | | | | | | | | | | | | | | | | | | | | | | | | | | | | | | | | | | | | | | | | | | | | | | | | | | | | | | | | | | | | | | | | | | | | | | | | | | | | | | | | | | | | | | | | | | | | | | | | | | | | | | | | | | | | | | | | | | | | | | | | | | | | | | | | | | | | | | | | | | | | | | | | | | | | | | | | | | | | | | | | | | | | | | | | | | | | | | | | | | | | | | | | | | | | | | | | | | | | | | | | | | | | | | | | | | | | | | | | | | | | | | | | | | | | | | | | | | | | | | | | | | | | | | | | |
| Wilson | 31 | 4-7 | 2-2 | 6 | 1 | 14 | | | | | | | | | | | | | | | | | | | | | | | | | | | | | | | | | | | | | | | | | | | | | | | | | | | | | | | | | | | | | | | | | | | | | | | | | | | | | | | | | | | | | | | | | | | | | | | | | | | | | | | | | | | | | | | | | | | | | | | | | | | | | | | | | | | | | | | | | | | | | | | | | | | | | | | | | | | | | | | | | | | | | | | | | | | | | | | | | | | | | | | | | | | | | | | | | | | | | | | | | | | | | | | | | | | | | | | | | | | | | | | | | | | | | | | | | | | | | | | | | | | | | | | | | | | | | | | | | | | | | | | | | | | | | | | | | | | | | | | | | | | | | | | | | | | | | | | | | | | | | | | | | | | | | | | | | | | | | | | | | | | | | | | | | | | | | | | | | | | | | | | | | | | | | | | | | | | | | |
| Clanton | 25 | 4-6 | 7-10 | 2 | 0 | 15 | | | | | | | | | | | | | | | | | | | | | | | | | | | | | | | | | | | | | | | | | | | | | | | | | | | | | | | | | | | | | | | | | | | | | | | | | | | | | | | | | | | | | | | | | | | | | | | | | | | | | | | | | | | | | | | | | | | | | | | | | | | | | | | | | | | | | | | | | | | | | | | | | | | | | | | | | | | | | | | | | | | | | | | | | | | | | | | | | | | | | | | | | | | | | | | | | | | | | | | | | | | | | | | | | | | | | | | | | | | | | | | | | | | | | | | | | | | | | | | | | | | | | | | | | | | | | | | | | | | | | | | | | | | | | | | | | | | | | | | | | | | | | | | | | | | | | | | | | | | | | | | | | | | | | | | | | | | | | | | | | | | | | | | | | | | | | | | | | | | | | | | | | | | | | | | | | | | | | |
| Sykes | 39 | 5-12 | 4-5 | 7 | 7 | 14 | | | | | | | | | | | | | | | | | | | | | | | | | | | | | | | | | | | | | | | | | | | | | | | | | | | | | | | | | | | | | | | | | | | | | | | | | | | | | | | | | | | | | | | | | | | | | | | | | | | | | | | | | | | | | | | | | | | | | | | | | | | | | | | | | | | | | | | | | | | | | | | | | | | | | | | | | | | | | | | | | | | | | | | | | | | | | | | | | | | | | | | | | | | | | | | | | | | | | | | | | | | | | | | | | | | | | | | | | | | | | | | | | | | | | | | | | | | | | | | | | | | | | | | | | | | | | | | | | | | | | | | | | | | | | | | | | | | | | | | | | | | | | | | | | | | | | | | | | | | | | | | | | | | | | | | | | | | | | | | | | | | | | | | | | | | | | | | | | | | | | | | | | | | | | | | | | | | | | |
| Newel | 37 | 6-9 | 1-2 | 2 | 2 | 17 | | | | | | | | | | | | | | | | | | | | | | | | | | | | | | | | | | | | | | | | | | | | | | | | | | | | | | | | | | | | | | | | | | | | | | | | | | | | | | | | | | | | | | | | | | | | | | | | | | | | | | | | | | | | | | | | | | | | | | | | | | | | | | | | | | | | | | | | | | | | | | | | | | | | | | | | | | | | | | | | | | | | | | | | | | | | | | | | | | | | | | | | | | | | | | | | | | | | | | | | | | | | | | | | | | | | | | | | | | | | | | | | | | | | | | | | | | | | | | | | | | | | | | | | | | | | | | | | | | | | | | | | | | | | | | | | | | | | | | | | | | | | | | | | | | | | | | | | | | | | | | | | | | | | | | | | | | | | | | | | | | | | | | | | | | | | | | | | | | | | | | | | | | | | | | | | | | | | | |
| Walker | 9 | 0-1 | 0-0 | 1 | 1 | 0 | | | | | | | | | | | | | | | | | | | | | | | | | | | | | | | | | | | | | | | | | | | | | | | | | | | | | | | | | | | | | | | | | | | | | | | | | | | | | | | | | | | | | | | | | | | | | | | | | | | | | | | | | | | | | | | | | | | | | | | | | | | | | | | | | | | | | | | | | | | | | | | | | | | | | | | | | | | | | | | | | | | | | | | | | | | | | | | | | | | | | | | | | | | | | | | | | | | | | | | | | | | | | | | | | | | | | | | | | | | | | | | | | | | | | | | | | | | | | | | | | | | | | | | | | | | | | | | | | | | | | | | | | | | | | | | | | | | | | | | | | | | | | | | | | | | | | | | | | | | | | | | | | | | | | | | | | | | | | | | | | | | | | | | | | | | | | | | | | | | | | | | | | | | | | | | | | | | | | |
| Williams | 6 | 0-1 | 0-0 | 0 | 0 | 0 | | | | | | | | | | | | | | | | | | | | | | | | | | | | | | | | | | | | | | | | | | | | | | | | | | | | | | | | | | | | | | | | | | | | | | | | | | | | | | | | | | | | | | | | | | | | | | | | | | | | | | | | | | | | | | | | | | | | | | | | | | | | | | | | | | | | | | | | | | | | | | | | | | | | | | | | | | | | | | | | | | | | | | | | | | | | | | | | | | | | | | | | | | | | | | | | | | | | | | | | | | | | | | | | | | | | | | | | | | | | | | | | | | | | | | | | | | | | | | | | | | | | | | | | | | | | | | | | | | | | | | | | | | | | | | | | | | | | | | | | | | | | | | | | | | | | | | | | | | | | | | | | | | | | | | | | | | | | | | | | | | | | | | | | | | | | | | | | | | | | | | | | | | | | | | | | | | | | | |
| Karell | 9 | 2-2 | 0-0 | 1 | 0 | 4 | | | | | | | | | | | | | | | | | | | | | | | | | | | | | | | | | | | | | | | | | | | | | | | | | | | | | | | | | | | | | | | | | | | | | | | | | | | | | | | | | | | | | | | | | | | | | | | | | | | | | | | | | | | | | | | | | | | | | | | | | | | | | | | | | | | | | | | | | | | | | | | | | | | | | | | | | | | | | | | | | | | | | | | | | | | | | | | | | | | | | | | | | | | | | | | | | | | | | | | | | | | | | | | | | | | | | | | | | | | | | | | | | | | | | | | | | | | | | | | | | | | | | | | | | | | | | | | | | | | | | | | | | | | | | | | | | | | | | | | | | | | | | | | | | | | | | | | | | | | | | | | | | | | | | | | | | | | | | | | | | | | | | | | | | | | | | | | | | | | | | | | | | | | | | | | | | | | | | |
| Blair | 10 | 2-2 | 0-0 | 0 | 0 | 4 | | | | | | | | | | | | | | | | | | | | | | | | | | | | | | | | | | | | | | | | | | | | | | | | | | | | | | | | | | | | | | | | | | | | | | | | | | | | | | | | | | | | | | | | | | | | | | | | | | | | | | | | | | | | | | | | | | | | | | | | | | | | | | | | | | | | | | | | | | | | | | | | | | | | | | | | | | | | | | | | | | | | | | | | | | | | | | | | | | | | | | | | | | | | | | | | | | | | | | | | | | | | | | | | | | | | | | | | | | | | | | | | | | | | | | | | | | | | | | | | | | | | | | | | | | | | | | | | | | | | | | | | | | | | | | | | | | | | | | | | | | | | | | | | | | | | | | | | | | | | | | | | | | | | | | | | | | | | | | | | | | | | | | | | | | | | | | | | | | | | | | | | | | | | | | | | | | | | | |
| Team | | | 1 | | | | | | | | | | | | | | | | | | | | | | | | | | | | | | | | | | | | | | | | | | | | | | | | | | | | | | | | | | | | | | | | | | | | | | | | | | | | | | | | | | | | | | | | | | | | | | | | | | | | | | | | | | | | | | | | | | | | | | | | | | | | | | | | | | | | | | | | | | | | | | | | | | | | | | | | | | | | | | | | | | | | | | | | | | | | | | | | | | | | | | | | | | | | | | | | | | | | | | | | | | | | | | | | | | | | | | | | | | | | | | | | | | | | | | | | | | | | | | | | | | | | | | | | | | | | | | | | | | | | | | | | | | | | | | | | | | | | | | | | | | | | | | | | | | | | | | | | | | | | | | | | | | | | | | | | | | | | | | | | | | | | | | | | | | | | | | | | | | | | | | | | | | | | | | | | | | | | | | | | |
| TOTALS | 200 | 24-44 | 19-25 | 28 | 14 | 75 | | | | | | | | | | | | | | | | | | | | | | | | | | | | | | | | | | | | | | | | | | | | | | | | | | | | | | | | | | | | | | | | | | | | | | | | | | | | | | | | | | | | | | | | | | | | | | | | | | | | | | | | | | | | | | | | | | | | | | | | | | | | | | | | | | | | | | | | | | | | | | | | | | | | | | | | | | | | | | | | | | | | | | | | | | | | | | | | | | | | | | | | | | | | | | | | | | | | | | | | | | | | | | | | | | | | | | | | | | | | | | | | | | | | | | | | | | | | | | | | | | | | | | | | | | | | | | | | | | | | | | | | | | | | | | | | | | | | | | | | | | | | | | | | | | | | | | | | | | | | | | | | | | | | | | | | | | | | | | | | | | | | | | | | | | | | | | | | | | | | | | | | | | | | | | | | | | | | | |
| MIN | FG | FT | Reb | A | TP | | | | | | | | | | | | | | | | | | | | | | | | | | | | | | | | | | | | | | | | | | | | | | | | | | | | | | | | | | | | | | | | | | | | | | | | | | | | | | | | | | | | | | | | | | | | | | | | | | | | | | | | | | | | | | | | | | | | | | | | | | | | | | | | | | | | | | | | | | | | | | | | | | | | | | | | | | | | | | | | | | | | | | | | | | | | | | | | | | | | | | | | | | | | | | | | | | | | | | | | | | | | | | | | | | | | | | | | | | | | | | | | | | | | | | | | | | | | | | | | | | | | | | | | | | | | | | | | | | | | | | | | | | | | | | | | | | | | | | | | | | | | | | | | | | | | | | | | | | | | | | | | | | | | | | | | | | | | | | | | | | | | | | | | | | | | | | | | | | | | | | | | | | | | | | | | | | | | | | |
| Painter | 28 | 6-9 | 3-4 | 7 | 1 | 15 | | | | | | | | | | | | | | | | | | | | | | | | | | | | | | | | | | | | | | | | | | | | | | | | | | | | | | | | | | | | | | | | | | | | | | | | | | | | | | | | | | | | | | | | | | | | | | | | | | | | | | | | | | | | | | | | | | | | | | | | | | | | | | | | | | | | | | | | | | | | | | | | | | | | | | | | | | | | | | | | | | | | | | | | | | | | | | | | | | | | | | | | | | | | | | | | | | | | | | | | | | | | | | | | | | | | | | | | | | | | | | | | | | | | | | | | | | | | | | | | | | | | | | | | | | | | | | | | | | | | | | | | | | | | | | | | | | | | | | | | | | | | | | | | | | | | | | | | | | | | | | | | | | | | | | | | | | | | | | | | | | | | | | | | | | | | | | | | | | | | | | | | | | | | | | | | | | | | | |
| Hill | 37 | 5-10 | 1-4 | 1 | 5 | 11 | | | | | | | | | | | | | | | | | | | | | | | | | | | | | | | | | | | | | | | | | | | | | | | | | | | | | | | | | | | | | | | | | | | | | | | | | | | | | | | | | | | | | | | | | | | | | | | | | | | | | | | | | | | | | | | | | | | | | | | | | | | | | | | | | | | | | | | | | | | | | | | | | | | | | | | | | | | | | | | | | | | | | | | | | | | | | | | | | | | | | | | | | | | | | | | | | | | | | | | | | | | | | | | | | | | | | | | | | | | | | | | | | | | | | | | | | | | | | | | | | | | | | | | | | | | | | | | | | | | | | | | | | | | | | | | | | | | | | | | | | | | | | | | | | | | | | | | | | | | | | | | | | | | | | | | | | | | | | | | | | | | | | | | | | | | | | | | | | | | | | | | | | | | | | | | | | | | | | |
| Bacote | 26 | 2-7 | 4-4 | 3 | 2 | 9 | | | | | | | | | | | | | | | | | | | | | | | | | | | | | | | | | | | | | | | | | | | | | | | | | | | | | | | | | | | | | | | | | | | | | | | | | | | | | | | | | | | | | | | | | | | | | | | | | | | | | | | | | | | | | | | | | | | | | | | | | | | | | | | | | | | | | | | | | | | | | | | | | | | | | | | | | | | | | | | | | | | | | | | | | | | | | | | | | | | | | | | | | | | | | | | | | | | | | | | | | | | | | | | | | | | | | | | | | | | | | | | | | | | | | | | | | | | | | | | | | | | | | | | | | | | | | | | | | | | | | | | | | | | | | | | | | | | | | | | | | | | | | | | | | | | | | | | | | | | | | | | | | | | | | | | | | | | | | | | | | | | | | | | | | | | | | | | | | | | | | | | | | | | | | | | | | | | | | |
| Palmore | 31 | 3-10 | 4-4 | 5 | 4 | 10 | | | | | | | | | | | | | | | | | | | | | | | | | | | | | | | | | | | | | | | | | | | | | | | | | | | | | | | | | | | | | | | | | | | | | | | | | | | | | | | | | | | | | | | | | | | | | | | | | | | | | | | | | | | | | | | | | | | | | | | | | | | | | | | | | | | | | | | | | | | | | | | | | | | | | | | | | | | | | | | | | | | | | | | | | | | | | | | | | | | | | | | | | | | | | | | | | | | | | | | | | | | | | | | | | | | | | | | | | | | | | | | | | | | | | | | | | | | | | | | | | | | | | | | | | | | | | | | | | | | | | | | | | | | | | | | | | | | | | | | | | | | | | | | | | | | | | | | | | | | | | | | | | | | | | | | | | | | | | | | | | | | | | | | | | | | | | | | | | | | | | | | | | | | | | | | | | | | | | |
| Clark | 28 | 4-5 | 0-0 | 1 | 0 | 10 | | | | | | | | | | | | | | | | | | | | | | | | | | | | | | | | | | | | | | | | | | | | | | | | | | | | | | | | | | | | | | | | | | | | | | | | | | | | | | | | | | | | | | | | | | | | | | | | | | | | | | | | | | | | | | | | | | | | | | | | | | | | | | | | | | | | | | | | | | | | | | | | | | | | | | | | | | | | | | | | | | | | | | | | | | | | | | | | | | | | | | | | | | | | | | | | | | | | | | | | | | | | | | | | | | | | | | | | | | | | | | | | | | | | | | | | | | | | | | | | | | | | | | | | | | | | | | | | | | | | | | | | | | | | | | | | | | | | | | | | | | | | | | | | | | | | | | | | | | | | | | | | | | | | | | | | | | | | | | | | | | | | | | | | | | | | | | | | | | | | | | | | | | | | | | | | | | | | | |
| Batten | 13 | 0-2 | 0-0 | 1 | 0 | 0 | | | | | | | | | | | | | | | | | | | | | | | | | | | | | | | | | | | | | | | | | | | | | | | | | | | | | | | | | | | | | | | | | | | | | | | | | | | | | | | | | | | | | | | | | | | | | | | | | | | | | | | | | | | | | | | | | | | | | | | | | | | | | | | | | | | | | | | | | | | | | | | | | | | | | | | | | | | | | | | | | | | | | | | | | | | | | | | | | | | | | | | | | | | | | | | | | | | | | | | | | | | | | | | | | | | | | | | | | | | | | | | | | | | | | | | | | | | | | | | | | | | | | | | | | | | | | | | | | | | | | | | | | | | | | | | | | | | | | | | | | | | | | | | | | | | | | | | | | | | | | | | | | | | | | | | | | | | | | | | | | | | | | | | | | | | | | | | | | | | | | | | | | | | | | | | | | | | | | |
| Ross | 15 | 2-3 | 0-0 | 2 | 1 | 4 | | | | | | | | | | | | | | | | | | | | | | | | | | | | | | | | | | | | | | | | | | | | | | | | | | | | | | | | | | | | | | | | | | | | | | | | | | | | | | | | | | | | | | | | | | | | | | | | | | | | | | | | | | | | | | | | | | | | | | | | | | | | | | | | | | | | | | | | | | | | | | | | | | | | | | | | | | | | | | | | | | | | | | | | | | | | | | | | | | | | | | | | | | | | | | | | | | | | | | | | | | | | | | | | | | | | | | | | | | | | | | | | | | | | | | | | | | | | | | | | | | | | | | | | | | | | | | | | | | | | | | | | | | | | | | | | | | | | | | | | | | | | | | | | | | | | | | | | | | | | | | | | | | | | | | | | | | | | | | | | | | | | | | | | | | | | | | | | | | | | | | | | | | | | | | | | | | | | | |
| Larsen | 22 | 3-8 | 0-0 | 4 | 1 | 6 | | | | | | | | | | | | | | | | | | | | | | | | | | | | | | | | | | | | | | | | | | | | | | | | | | | | | | | | | | | | | | | | | | | | | | | | | | | | | | | | | | | | | | | | | | | | | | | | | | | | | | | | | | | | | | | | | | | | | | | | | | | | | | | | | | | | | | | | | | | | | | | | | | | | | | | | | | | | | | | | | | | | | | | | | | | | | | | | | | | | | | | | | | | | | | | | | | | | | | | | | | | | | | | | | | | | | | | | | | | | | | | | | | | | | | | | | | | | | | | | | | | | | | | | | | | | | | | | | | | | | | | | | | | | | | | | | | | | | | | | | | | | | | | | | | | | | | | | | | | | | | | | | | | | | | | | | | | | | | | | | | | | | | | | | | | | | | | | | | | | | | | | | | | | | | | | | | | | | |
| Team | | | 7 | | | | | | | | | | | | | | | | | | | | | | | | | | | | | | | | | | | | | | | | | | | | | | | | | | | | | | | | | | | | | | | | | | | | | | | | | | | | | | | | | | | | | | | | | | | | | | | | | | | | | | | | | | | | | | | | | | | | | | | | | | | | | | | | | | | | | | | | | | | | | | | | | | | | | | | | | | | | | | | | | | | | | | | | | | | | | | | | | | | | | | | | | | | | | | | | | | | | | | | | | | | | | | | | | | | | | | | | | | | | | | | | | | | | | | | | | | | | | | | | | | | | | | | | | | | | | | | | | | | | | | | | | | | | | | | | | | | | | | | | | | | | | | | | | | | | | | | | | | | | | | | | | | | | | | | | | | | | | | | | | | | | | | | | | | | | | | | | | | | | | | | | | | | | | | | | | | | | | | | | |
| TOTALS | 200 | 25-54 | 12-16 | 31 | 14 | 65 | | | | | | | | | | | | | | | | | | | | | | | | | | | | | | | | | | | | | | | | | | | | | | | | | | | | | | | | | | | | | | | | | | | | | | | | | | | | | | | | | | | | | | | | | | | | | | | | | | | | | | | | | | | | | | | | | | | | | | | | | | | | | | | | | | | | | | | | | | | | | | | | | | | | | | | | | | | | | | | | | | | | | | | | | | | | | | | | | | | | | | | | | | | | | | | | | | | | | | | | | | | | | | | | | | | | | | | | | | | | | | | | | | | | | | | | | | | | | | | | | | | | | | | | | | | | | | | | | | | | | | | | | | | | | | | | | | | | | | | | | | | | | | | | | | | | | | | | | | | | | | | | | | | | | | | | | | | | | | | | | | | | | | | | | | | | | | | | | | | | | | | | | | | | | | | | | | | | | |
| MIN | FG | FT | Reb | A | TP | | | | | | | | | | | | | | | | | | | | | | | | | | | | | | | | | | | | | | | | | | | | | | | | | | | | | | | | | | | | | | | | | | | | | | | | | | | | | | | | | | | | | | | | | | | | | | | | | | | | | | | | | | | | | | | | | | | | | | | | | | | | | | | | | | | | | | | | | | | | | | | | | | | | | | | | | | | | | | | | | | | | | | | | | | | | | | | | | | | | | | | | | | | | | | | | | | | | | | | | | | | | | | | | | | | | | | | | | | | | | | | | | | | | | | | | | | | | | | | | | | | | | | | | | | | | | | | | | | | | | | | | | | | | | | | | | | | | | | | | | | | | | | | | | | | | | | | | | | | | | | | | | | | | | | | | | | | | | | | | | | | | | | | | | | | | | | | | | | | | | | | | | | | | | | | | | | | | | | |
| Jesperson | 33 | 1-5 | 0-0 | 4 | 2 | 3 | | | | | | | | | | | | | | | | | | | | | | | | | | | | | | | | | | | | | | | | | | | | | | | | | | | | | | | | | | | | | | | | | | | | | | | | | | | | | | | | | | | | | | | | | | | | | | | | | | | | | | | | | | | | | | | | | | | | | | | | | | | | | | | | | | | | | | | | | | | | | | | | | | | | | | | | | | | | | | | | | | | | | | | | | | | | | | | | | | | | | | | | | | | | | | | | | | | | | | | | | | | | | | | | | | | | | | | | | | | | | | | | | | | | | | | | | | | | | | | | | | | | | | | | | | | | | | | | | | | | | | | | | | | | | | | | | | | | | | | | | | | | | | | | | | | | | | | | | | | | | | | | | | | | | | | | | | | | | | | | | | | | | | | | | | | | | | | | | | | | | | | | | | | | | | | | | | | | | |
| Jones | 25 | 1-2 | 2-2 | 4 | 3 | 4 | | | | | | | | | | | | | | | | | | | | | | | | | | | | | | | | | | | | | | | | | | | | | | | | | | | | | | | | | | | | | | | | | | | | | | | | | | | | | | | | | | | | | | | | | | | | | | | | | | | | | | | | | | | | | | | | | | | | | | | | | | | | | | | | | | | | | | | | | | | | | | | | | | | | | | | | | | | | | | | | | | | | | | | | | | | | | | | | | | | | | | | | | | | | | | | | | | | | | | | | | | | | | | | | | | | | | | | | | | | | | | | | | | | | | | | | | | | | | | | | | | | | | | | | | | | | | | | | | | | | | | | | | | | | | | | | | | | | | | | | | | | | | | | | | | | | | | | | | | | | | | | | | | | | | | | | | | | | | | | | | | | | | | | | | | | | | | | | | | | | | | | | | | | | | | | | | | | | | |
| Harris | 33 | 6-15 | 2-2 | 3 | 2 | 18 | | | | | | | | | | | | | | | | | | | | | | | | | | | | | | | | | | | | | | | | | | | | | | | | | | | | | | | | | | | | | | | | | | | | | | | | | | | | | | | | | | | | | | | | | | | | | | | | | | | | | | | | | | | | | | | | | | | | | | | | | | | | | | | | | | | | | | | | | | | | | | | | | | | | | | | | | | | | | | | | | | | | | | | | | | | | | | | | | | | | | | | | | | | | | | | | | | | | | | | | | | | | | | | | | | | | | | | | | | | | | | | | | | | | | | | | | | | | | | | | | | | | | | | | | | | | | | | | | | | | | | | | | | | | | | | | | | | | | | | | | | | | | | | | | | | | | | | | | | | | | | | | | | | | | | | | | | | | | | | | | | | | | | | | | | | | | | | | | | | | | | | | | | | | | | | | | | | | | |
| Mitchell | 33 | 3-10 | 2-3 | 9 | 2 | 8 | | | | | | | | | | | | | | | | | | | | | | | | | | | | | | | | | | | | | | | | | | | | | | | | | | | | | | | | | | | | | | | | | | | | | | | | | | | | | | | | | | | | | | | | | | | | | | | | | | | | | | | | | | | | | | | | | | | | | | | | | | | | | | | | | | | | | | | | | | | | | | | | | | | | | | | | | | | | | | | | | | | | | | | | | | | | | | | | | | | | | | | | | | | | | | | | | | | | | | | | | | | | | | | | | | | | | | | | | | | | | | | | | | | | | | | | | | | | | | | | | | | | | | | | | | | | | | | | | | | | | | | | | | | | | | | | | | | | | | | | | | | | | | | | | | | | | | | | | | | | | | | | | | | | | | | | | | | | | | | | | | | | | | | | | | | | | | | | | | | | | | | | | | | | | | | | | | | | | |
| Atkins | 22 | 2-6 | 0-0 | 4 | 0 | 4 | | | | | | | | | | | | | | | | | | | | | | | | | | | | | | | | | | | | | | | | | | | | | | | | | | | | | | | | | | | | | | | | | | | | | | | | | | | | | | | | | | | | | | | | | | | | | | | | | | | | | | | | | | | | | | | | | | | | | | | | | | | | | | | | | | | | | | | | | | | | | | | | | | | | | | | | | | | | | | | | | | | | | | | | | | | | | | | | | | | | | | | | | | | | | | | | | | | | | | | | | | | | | | | | | | | | | | | | | | | | | | | | | | | | | | | | | | | | | | | | | | | | | | | | | | | | | | | | | | | | | | | | | | | | | | | | | | | | | | | | | | | | | | | | | | | | | | | | | | | | | | | | | | | | | | | | | | | | | | | | | | | | | | | | | | | | | | | | | | | | | | | | | | | | | | | | | | | | | |
| Bowman | 0+ | 0-0 | 0-0 | 0 | 0 | 0 | | | | | | | | | | | | | | | | | | | | | | | | | | | | | | | | | | | | | | | | | | | | | | | | | | | | | | | | | | | | | | | | | | | | | | | | | | | | | | | | | | | | | | | | | | | | | | | | | | | | | | | | | | | | | | | | | | | | | | | | | | | | | | | | | | | | | | | | | | | | | | | | | | | | | | | | | | | | | | | | | | | | | | | | | | | | | | | | | | | | | | | | | | | | | | | | | | | | | | | | | | | | | | | | | | | | | | | | | | | | | | | | | | | | | | | | | | | | | | | | | | | | | | | | | | | | | | | | | | | | | | | | | | | | | | | | | | | | | | | | | | | | | | | | | | | | | | | | | | | | | | | | | | | | | | | | | | | | | | | | | | | | | | | | | | | | | | | | | | | | | | | | | | | | | | | | | | | | | |
| Barnette | 11 | 1-4 | 0-0 | 0 | 0 | 2 | | | | | | | | | | | | | | | | | | | | | | | | | | | | | | | | | | | | | | | | | | | | | | | | | | | | | | | | | | | | | | | | | | | | | | | | | | | | | | | | | | | | | | | | | | | | | | | | | | | | | | | | | | | | | | | | | | | | | | | | | | | | | | | | | | | | | | | | | | | | | | | | | | | | | | | | | | | | | | | | | | | | | | | | | | | | | | | | | | | | | | | | | | | | | | | | | | | | | | | | | | | | | | | | | | | | | | | | | | | | | | | | | | | | | | | | | | | | | | | | | | | | | | | | | | | | | | | | | | | | | | | | | | | | | | | | | | | | | | | | | | | | | | | | | | | | | | | | | | | | | | | | | | | | | | | | | | | | | | | | | | | | | | | | | | | | | | | | | | | | | | | | | | | | | | | | | | | | | |
| Tobey | 9 | 3-3 | 0-1 | 0 | 1 | 6 | | | | | | | | | | | | | | | | | | | | | | | | | | | | | | | | | | | | | | | | | | | | | | | | | | | | | | | | | | | | | | | | | | | | | | | | | | | | | | | | | | | | | | | | | | | | | | | | | | | | | | | | | | | | | | | | | | | | | | | | | | | | | | | | | | | | | | | | | | | | | | | | | | | | | | | | | | | | | | | | | | | | | | | | | | | | | | | | | | | | | | | | | | | | | | | | | | | | | | | | | | | | | | | | | | | | | | | | | | | | | | | | | | | | | | | | | | | | | | | | | | | | | | | | | | | | | | | | | | | | | | | | | | | | | | | | | | | | | | | | | | | | | | | | | | | | | | | | | | | | | | | | | | | | | | | | | | | | | | | | | | | | | | | | | | | | | | | | | | | | | | | | | | | | | | | | | | | | | |
| Notte | 23 | 4-7 | 4-5 | 3 | 0 | 15 | | | | | | | | | | | | | | | | | | | | | | | | | | | | | | | | | | | | | | | | | | | | | | | | | | | | | | | | | | | | | | | | | | | | | | | | | | | | | | | | | | | | | | | | | | | | | | | | | | | | | | | | | | | | | | | | | | | | | | | | | | | | | | | | | | | | | | | | | | | | | | | | | | | | | | | | | | | | | | | | | | | | | | | | | | | | | | | | | | | | | | | | | | | | | | | | | | | | | | | | | | | | | | | | | | | | | | | | | | | | | | | | | | | | | | | | | | | | | | | | | | | | | | | | | | | | | | | | | | | | | | | | | | | | | | | | | | | | | | | | | | | | | | | | | | | | | | | | | | | | | | | | | | | | | | | | | | | | | | | | | | | | | | | | | | | | | | | | | | | | | | | | | | | | | | | | | | | | | |
| Anderson | 11 | 0-1 | 0-0 | 2 | 2 | 0 | | | | | | | | | | | | | | | | | | | | | | | | | | | | | | | | | | | | | | | | | | | | | | | | | | | | | | | | | | | | | | | | | | | | | | | | | | | | | | | | | | | | | | | | | | | | | | | | | | | | | | | | | | | | | | | | | | | | | | | | | | | | | | | | | | | | | | | | | | | | | | | | | | | | | | | | | | | | | | | | | | | | | | | | | | | | | | | | | | | | | | | | | | | | | | | | | | | | | | | | | | | | | | | | | | | | | | | | | | | | | | | | | | | | | | | | | | | | | | | | | | | | | | | | | | | | | | | | | | | | | | | | | | | | | | | | | | | | | | | | | | | | | | | | | | | | | | | | | | | | | | | | | | | | | | | | | | | | | | | | | | | | | | | | | | | | | | | | | | | | | | | | | | | | | | | | | | | | | |
| Team | | | 3 | | | | | | | | | | | | | | | | | | | | | | | | | | | | | | | | | | | | | | | | | | | | | | | | | | | | | | | | | | | | | | | | | | | | | | | | | | | | | | | | | | | | | | | | | | | | | | | | | | | | | | | | | | | | | | | | | | | | | | | | | | | | | | | | | | | | | | | | | | | | | | | | | | | | | | | | | | | | | | | | | | | | | | | | | | | | | | | | | | | | | | | | | | | | | | | | | | | | | | | | | | | | | | | | | | | | | | | | | | | | | | | | | | | | | | | | | | | | | | | | | | | | | | | | | | | | | | | | | | | | | | | | | | | | | | | | | | | | | | | | | | | | | | | | | | | | | | | | | | | | | | | | | | | | | | | | | | | | | | | | | | | | | | | | | | | | | | | | | | | | | | | | | | | | | | | | | | | | | | | | |
| TOTALS | 200 | 21-53 | 10-13 | 32 | 13 | 61 | | | | | | | | | | | | | | | | | | | | | | | | | | | | | | | | | | | | | | | | | | | | | | | | | | | | | | | | | | | | | | | | | | | | | | | | | | | | | | | | | | | | | | | | | | | | | | | | | | | | | | | | | | | | | | | | | | | | | | | | | | | | | | | | | | | | | | | | | | | | | | | | | | | | | | | | | | | | | | | | | | | | | | | | | | | | | | | | | | | | | | | | | | | | | | | | | | | | | | | | | | | | | | | | | | | | | | | | | | | | | | | | | | | | | | | | | | | | | | | | | | | | | | | | | | | | | | | | | | | | | | | | | | | | | | | | | | | | | | | | | | | | | | | | | | | | | | | | | | | | | | | | | | | | | | | | | | | | | | | | | | | | | | | | | | | | | | | | | | | | | | | | | | | | | | | | | | | | | |
| OLD DOMINION | OLD DOMINION | Coll. of Charleston | OLD DOMINION | | | | | | | | | | | | | | | | | | | | | | | | | | | | | | | | | | | | | | | | | | | | | | | | | | | | | | | | | | | | | | | | | | | | | | | | | | | | | | | | | | | | | | | | | | | | | | | | | | | | | | | | | | | | | | | | | | | | | | | | | | | | | | | | | | | | | | | | | | | | | | | | | | | | | | | | | | | | | | | | | | | | | | | | | | | | | | | | | | | | | | | | | | | | | | | | | | | | | | | | | | | | | | | | | | | | | | | | | | | | | | | | | | | | | | | | | | | | | | | | | | | | | | | | | | | | | | | | | | | | | | | | | | | | | | | | | | | | | | | | | | | | | | | | | | | | | | | | | | | | | | | | | | | | | | | | | | | | | | | | | | | | | | | | | | | | | | | | | | | | | | | | | | | | | | | | | | | | | | | | |
| <table border="1" style="width: 100%; border-collapse: collapse;"> <thead> <tr> <th>MIN</th> <th>FG</th> <th>FT</th> <th>Reb</th> <th>A</th> <th>TP</th> </tr> </thead> <tbody> <tr><td>Painter</td><td>34</td><td>7-15</td><td>11-14</td><td>10</td><td>1</td><td>26</td></tr> <tr><td>Larsen</td><td>20</td><td>2-8</td><td>0-1</td><td>7</td><td>0</td><td>4</td></tr> <tr><td>Batten</td><td>14</td><td>0-3</td><td>0-1</td><td>2</td><td>1</td><td>0</td></tr> <tr><td>Clark</td><td>19</td><td>3-6</td><td>0-0</td><td>2</td><td>1</td><td>8</td></tr> <tr><td>Hill</td><td>33</td><td>6-9</td><td>1-2</td><td>2</td><td>6</td><td>13</td></tr> <tr><td>Wright</td><td>17</td><td>1-6</td><td>2-4</td><td>3</td><td>0</td><td>4</td></tr> <tr><td>Bacote</td><td>30</td><td>2-7</td><td>1-2</td><td>4</td><td>1</td><td>5</td></tr> <tr><td>Palmore</td><td>21</td><td>2-4</td><td>2-4</td><td>8</td><td>1</td><td>6</td></tr> <tr><td>Ross</td><td>12</td><td>2-2</td><td>0-0</td><td>2</td><td>1</td><td>4</td></tr> <tr><td>Team</td><td></td><td></td><td>3</td><td></td><td></td><td></td></tr> <tr><td>TOTALS</td><td>200</td><td>25-60</td><td>17-28</td><td>43</td><td>12</td><td>70</td></tr> </tbody> </table> <p>Percentages: FG- 41% FT- 67% 3FG- 25% (Painter 1-1, Larsen 0-1, Batten 0-2, Clark 2-3, Hill 0-2, Wright 0-1, Bacote 0-2) Turnovers - 15 (Clark 2, Hill 4, Wright 3, Bacote 2, Palmore 3) Steals - 9 (Larsen 1, Hill 4, Bacote 1, Palmore 2, Ross 1) Blocks - 2 (Clark 1, Hill 1)</p> | MIN | FG | FT | Reb | A | TP | Painter | 34 | 7-15 | 11-14 | 10 | 1 | 26 | Larsen | 20 | 2-8 | 0-1 | 7 | 0 | 4 | Batten | 14 | 0-3 | 0-1 | 2 | 1 | 0 | Clark | 19 | 3-6 | 0-0 | 2 | 1 | 8 | Hill | 33 | 6-9 | 1-2 | 2 | 6 | 13 | Wright | 17 | 1-6 | 2-4 | 3 | 0 | 4 | Bacote | 30 | 2-7 | 1-2 | 4 | 1 | 5 | Palmore | 21 | 2-4 | 2-4 | 8 | 1 | 6 | Ross | 12 | 2-2 | 0-0 | 2 | 1 | 4 | Team | | | 3 | | | | TOTALS | 200 | 25-60 | 17-28 | 43 | 12 | 70 | <table border="1" style="width: 100%; border-collapse: collapse;"> <thead> <tr> <th>MIN</th> <th>FG</th> <th>FT</th> <th>Reb</th> <th>A</th> <th>TP</th> </tr> </thead> <tbody> <tr><td>Wright</td><td>21</td><td>1-3</td><td>4-4</td><td>5</td><td>1</td><td>6</td></tr> <tr><td>Painter</td><td>25</td><td>6-10</td><td>0-0</td><td>5</td><td>0</td><td>13</td></tr> <tr><td>Bacote</td><td>30</td><td>6-11</td><td>1-2</td><td>1</td><td>3</td><td>19</td></tr> <tr><td>Palmore</td><td>24</td><td>2-7</td><td>1-2</td><td>2</td><td>5</td><td>5</td></tr> <tr><td>Hill</td><td>36</td><td>5-10</td><td>2-2</td><td>3</td><td>5</td><td>14</td></tr> <tr><td>Batten</td><td>13</td><td>0-4</td><td>3-4</td><td>2</td><td>0</td><td>3</td></tr> <tr><td>Clark</td><td>18</td><td>1-4</td><td>1-2</td><td>2</td><td>1</td><td>3</td></tr> <tr><td>Ross</td><td>26</td><td>4-4</td><td>0-0</td><td>7</td><td>1</td><td>8</td></tr> <tr><td>Larsen</td><td>7</td><td>0-1</td><td>0-0</td><td>1</td><td>1</td><td>1</td></tr> <tr><td>Team</td><td></td><td></td><td>1</td><td></td><td></td><td></td></tr> <tr><td>TOTALS</td><td>200</td><td>25-54</td><td>12-16</td><td>28</td><td>17</td><td>71</td></tr> </tbody> </table> <p>Percentages: FG- 46% FT- 75% 3FG- 52% (Wright 0-2, Painter 1-2, Bacote 6-8, Palmore 0-0, Hill 2-5, Batten 0-2, Clark 0-2, Ross 0-0, Larsen 0-1) Turnovers - 14 (Wright 3, Painter 1, Bacote 3, Palmore 1, Hill 2, Batten 1, Clark 1, Larsen 1) Steals - 10 (Wright 2, Painter 1, Palmore 4, Hill 1, Batten 1, Ross 1) Blocks - 3 (Hill 1, Ross 2)</p> | MIN | FG | FT | Reb | A | TP | Wright | 21 | 1-3 | 4-4 | 5 | 1 | 6 | Painter | 25 | 6-10 | 0-0 | 5 | 0 | 13 | Bacote | 30 | 6-11 | 1-2 | 1 | 3 | 19 | Palmore | 24 | 2-7 | 1-2 | 2 | 5 | 5 | Hill | 36 | 5-10 | 2-2 | 3 | 5 | 14 | Batten | 13 | 0-4 | 3-4 | 2 | 0 | 3 | Clark | 18 | 1-4 | 1-2 | 2 | 1 | 3 | Ross | 26 | 4-4 | 0-0 | 7 | 1 | 8 | Larsen | 7 | 0-1 | 0-0 | 1 | 1 | 1 | Team | | | 1 | | | | TOTALS | 200 | 25-54 | 12-16 | 28 | 17 | 71 | <table border="1" style="width: 100%; border-collapse: collapse;"> <thead> <tr> <th>MIN</th> <th>FG</th> <th>FT</th> <th>Reb</th> <th>A</th> <th>TP</th> </tr> </thead> <tbody> <tr><td>Baru</td><td>33</td><td>8-8</td><td>4-5</td><td>9</td><td>1</td><td>20</td></tr> <tr><td>Thomas</td><td>29</td><td>5-7</td><td>1-3</td><td>2</td><td>4</td><td>13</td></tr> <tr><td>Hall</td><td>20</td><td>2-5</td><td>2-2</td><td>7</td><td>3</td><td>6</td></tr> <tr><td>Lawrence</td><td>35</td><td>4-10</td><td>6-9</td><td>4</td><td>6</td><td>17</td></tr> <tr><td>Stitt</td><td>34</td><td>2-8</td><td>0-0</td><td>2</td><td>3</td><td>6</td></tr> <tr><td>Sundberg</td><td>3</td><td>0-0</td><td>0-0</td><td>1</td><td>0</td><td>0</td></tr> <tr><td>Brannin</td><td>1</td><td>1-1</td><td>0-0</td><td>1</td><td>0</td><td>2</td></tr> <tr><td>N. Johnson</td><td>17</td><td>1-2</td><td>0-0</td><td>0</td><td>0</td><td>3</td></tr> <tr><td>Benton</td><td>1</td><td>0-1</td><td>0-0</td><td>0</td><td>0</td><td>0</td></tr> <tr><td>T. Johnson</td><td>5</td><td>1-2</td><td>0-0</td><td>1</td><td>0</td><td>2</td></tr> <tr><td>Cooke</td><td>1</td><td>0-1</td><td>0-0</td><td>0</td><td>0</td><td>0</td></tr> <tr><td>Dixon</td><td>2</td><td>0-1</td><td>0-0</td><td>0</td><td>0</td><td>0</td></tr> <tr><td>Bowne</td><td>1</td><td>0-0</td><td>0-0</td><td>0</td><td>0</td><td>0</td></tr> <tr><td>Wiedeman</td><td>18</td><td>2-3</td><td>3-4</td><td>1</td><td>1</td><td>7</td></tr> <tr><td>Team</td><td></td><td></td><td>1</td><td></td><td></td><td></td></tr> <tr><td>TOTALS</td><td>200</td><td>26-49</td><td>16-23</td><td>29</td><td>18</td><td>76</td></tr> </tbody> </table> <p>Percentages: FG- 53% FT- 69% 3FG- 52% (Thomas 2-2, Lawrence 3-7, Stitt 2-5, N. Johnson 1-2, Benton 0-1, T. Johnson 0-1, Cooke 0-1, Dixon 0-1) Turnovers - 15 (Baru 1, Thomas 3, Hall 1, Lawrence 3, Stitt 1, Sundberg 1, Benton 1, T. Johnson 1, Cooke 1, Dixon 1, Wiedeman 1) Steals - 7 (Thomas 1, Lawrence 5, N. Johnson 1) Blocks - 6 (Baru 1, Thomas 3, Dixon 1, Wiedeman 1)</p> | MIN | FG | FT | Reb | A | TP | Baru | 33 | 8-8 | 4-5 | 9 | 1 | 20 | Thomas | 29 | 5-7 | 1-3 | 2 | 4 | 13 | Hall | 20 | 2-5 | 2-2 | 7 | 3 | 6 | Lawrence | 35 | 4-10 | 6-9 | 4 | 6 | 17 | Stitt | 34 | 2-8 | 0-0 | 2 | 3 | 6 | Sundberg | 3 | 0-0 | 0-0 | 1 | 0 | 0 | Brannin | 1 | 1-1 | 0-0 | 1 | 0 | 2 | N. Johnson | 17 | 1-2 | 0-0 | 0 | 0 | 3 | Benton | 1 | 0-1 | 0-0 | 0 | 0 | 0 | T. Johnson | 5 | 1-2 | 0-0 | 1 | 0 | 2 | Cooke | 1 | 0-1 | 0-0 | 0 | 0 | 0 | Dixon | 2 | 0-1 | 0-0 | 0 | 0 | 0 | Bowne | 1 | 0-0 | 0-0 | 0 | 0 | 0 | Wiedeman | 18 | 2-3 | 3-4 | 1 | 1 | 7 | Team | | | 1 | | | | TOTALS | 200 | 26-49 | 16-23 | 29 | 18 | 76 | <table border="1" style="width: 100%; border-collapse: collapse;"> <thead> <tr> <th>MIN</th> <th>FG</th> <th>FT</th> <th>Reb</th> <th>A</th> <th>TP</th> </tr> </thead> <tbody> <tr><td>Bacote</td><td>33</td><td>5-10</td><td>4-5</td><td>6</td><td>4</td><td>17</td></tr> <tr><td>Painter</td><td>34</td><td>4-11</td><td>3-6</td><td>11</td><td>1</td><td>11</td></tr> <tr><td>Clark</td><td>31</td><td>0-4</td><td>0-0</td><td>0</td><td>1</td><td>0</td></tr> <tr><td>Ross</td><td>24</td><td>0-3</td><td>0-0</td><td>0</td><td>0</td><td>0</td></tr> <tr><td>Hill</td><td>38</td><td>3-11</td><td>5-6</td><td>5</td><td>3</td><td>12</td></tr> <tr><td>Batten</td><td>28</td><td>8-13</td><td>2-2</td><td>2</td><td>1</td><td>23</td></tr> <tr><td>McEwen</td><td>2</td><td>0-0</td><td>0-0</td><td>0</td><td>0</td><td>0</td></tr> <tr><td>Larsen</td><td>11</td><td>0-0</td><td>0-0</td><td>3</td><td>0</td><td>0</td></tr> <tr><td>Team</td><td></td><td></td><td>3</td><td></td><td></td><td></td></tr> <tr><td>TOTALS</td><td>200</td><td>20-52</td><td>14-19</td><td>39</td><td>10</td><td>63</td></tr> </tbody> </table> <p>Percentages: FG- 38% FT- 73% 3FG- 52% (Bacote 3-6, Clark 0-3, Hill 1-5, Batten 5-9) Turnovers - 7 (Bacote 1, Clark 1, Hill 1, Larsen 1, Team 1) Steals - 3 (Clark 1, Hill 1, Batten 1) Blocks - 3 (Ross 1, Hill 2)</p> | MIN | FG | FT | Reb | A | TP | Bacote | 33 | 5-10 | 4-5 | 6 | 4 | 17 | Painter | 34 | 4-11 | 3-6 | 11 | 1 | 11 | Clark | 31 | 0-4 | 0-0 | 0 | 1 | 0 | Ross | 24 | 0-3 | 0-0 | 0 | 0 | 0 | Hill | 38 | 3-11 | 5-6 | 5 | 3 | 12 | Batten | 28 | 8-13 | 2-2 | 2 | 1 | 23 | McEwen | 2 | 0-0 | 0-0 | 0 | 0 | 0 | Larsen | 11 | 0-0 | 0-0 | 3 | 0 | 0 | Team | | | 3 | | | | TOTALS | 200 | 20-52 | 14-19 | 39 | 10 | 63 |
| MIN | FG | FT | Reb | A | TP | | | | | | | | | | | | | | | | | | | | | | | | | | | | | | | | | | | | | | | | | | | | | | | | | | | | | | | | | | | | | | | | | | | | | | | | | | | | | | | | | | | | | | | | | | | | | | | | | | | | | | | | | | | | | | | | | | | | | | | | | | | | | | | | | | | | | | | | | | | | | | | | | | | | | | | | | | | | | | | | | | | | | | | | | | | | | | | | | | | | | | | | | | | | | | | | | | | | | | | | | | | | | | | | | | | | | | | | | | | | | | | | | | | | | | | | | | | | | | | | | | | | | | | | | | | | | | | | | | | | | | | | | | | | | | | | | | | | | | | | | | | | | | | | | | | | | | | | | | | | | | | | | | | | | | | | | | | | | | | | | | | | | | | | | | | | | | | | | | | | | | | | | | | | | | | | | | | | | | |
| Painter | 34 | 7-15 | 11-14 | 10 | 1 | 26 | | | | | | | | | | | | | | | | | | | | | | | | | | | | | | | | | | | | | | | | | | | | | | | | | | | | | | | | | | | | | | | | | | | | | | | | | | | | | | | | | | | | | | | | | | | | | | | | | | | | | | | | | | | | | | | | | | | | | | | | | | | | | | | | | | | | | | | | | | | | | | | | | | | | | | | | | | | | | | | | | | | | | | | | | | | | | | | | | | | | | | | | | | | | | | | | | | | | | | | | | | | | | | | | | | | | | | | | | | | | | | | | | | | | | | | | | | | | | | | | | | | | | | | | | | | | | | | | | | | | | | | | | | | | | | | | | | | | | | | | | | | | | | | | | | | | | | | | | | | | | | | | | | | | | | | | | | | | | | | | | | | | | | | | | | | | | | | | | | | | | | | | | | | | | | | | | | | | | |
| Larsen | 20 | 2-8 | 0-1 | 7 | 0 | 4 | | | | | | | | | | | | | | | | | | | | | | | | | | | | | | | | | | | | | | | | | | | | | | | | | | | | | | | | | | | | | | | | | | | | | | | | | | | | | | | | | | | | | | | | | | | | | | | | | | | | | | | | | | | | | | | | | | | | | | | | | | | | | | | | | | | | | | | | | | | | | | | | | | | | | | | | | | | | | | | | | | | | | | | | | | | | | | | | | | | | | | | | | | | | | | | | | | | | | | | | | | | | | | | | | | | | | | | | | | | | | | | | | | | | | | | | | | | | | | | | | | | | | | | | | | | | | | | | | | | | | | | | | | | | | | | | | | | | | | | | | | | | | | | | | | | | | | | | | | | | | | | | | | | | | | | | | | | | | | | | | | | | | | | | | | | | | | | | | | | | | | | | | | | | | | | | | | | | | |
| Batten | 14 | 0-3 | 0-1 | 2 | 1 | 0 | | | | | | | | | | | | | | | | | | | | | | | | | | | | | | | | | | | | | | | | | | | | | | | | | | | | | | | | | | | | | | | | | | | | | | | | | | | | | | | | | | | | | | | | | | | | | | | | | | | | | | | | | | | | | | | | | | | | | | | | | | | | | | | | | | | | | | | | | | | | | | | | | | | | | | | | | | | | | | | | | | | | | | | | | | | | | | | | | | | | | | | | | | | | | | | | | | | | | | | | | | | | | | | | | | | | | | | | | | | | | | | | | | | | | | | | | | | | | | | | | | | | | | | | | | | | | | | | | | | | | | | | | | | | | | | | | | | | | | | | | | | | | | | | | | | | | | | | | | | | | | | | | | | | | | | | | | | | | | | | | | | | | | | | | | | | | | | | | | | | | | | | | | | | | | | | | | | | | |
| Clark | 19 | 3-6 | 0-0 | 2 | 1 | 8 | | | | | | | | | | | | | | | | | | | | | | | | | | | | | | | | | | | | | | | | | | | | | | | | | | | | | | | | | | | | | | | | | | | | | | | | | | | | | | | | | | | | | | | | | | | | | | | | | | | | | | | | | | | | | | | | | | | | | | | | | | | | | | | | | | | | | | | | | | | | | | | | | | | | | | | | | | | | | | | | | | | | | | | | | | | | | | | | | | | | | | | | | | | | | | | | | | | | | | | | | | | | | | | | | | | | | | | | | | | | | | | | | | | | | | | | | | | | | | | | | | | | | | | | | | | | | | | | | | | | | | | | | | | | | | | | | | | | | | | | | | | | | | | | | | | | | | | | | | | | | | | | | | | | | | | | | | | | | | | | | | | | | | | | | | | | | | | | | | | | | | | | | | | | | | | | | | | | | |
| Hill | 33 | 6-9 | 1-2 | 2 | 6 | 13 | | | | | | | | | | | | | | | | | | | | | | | | | | | | | | | | | | | | | | | | | | | | | | | | | | | | | | | | | | | | | | | | | | | | | | | | | | | | | | | | | | | | | | | | | | | | | | | | | | | | | | | | | | | | | | | | | | | | | | | | | | | | | | | | | | | | | | | | | | | | | | | | | | | | | | | | | | | | | | | | | | | | | | | | | | | | | | | | | | | | | | | | | | | | | | | | | | | | | | | | | | | | | | | | | | | | | | | | | | | | | | | | | | | | | | | | | | | | | | | | | | | | | | | | | | | | | | | | | | | | | | | | | | | | | | | | | | | | | | | | | | | | | | | | | | | | | | | | | | | | | | | | | | | | | | | | | | | | | | | | | | | | | | | | | | | | | | | | | | | | | | | | | | | | | | | | | | | | | |
| Wright | 17 | 1-6 | 2-4 | 3 | 0 | 4 | | | | | | | | | | | | | | | | | | | | | | | | | | | | | | | | | | | | | | | | | | | | | | | | | | | | | | | | | | | | | | | | | | | | | | | | | | | | | | | | | | | | | | | | | | | | | | | | | | | | | | | | | | | | | | | | | | | | | | | | | | | | | | | | | | | | | | | | | | | | | | | | | | | | | | | | | | | | | | | | | | | | | | | | | | | | | | | | | | | | | | | | | | | | | | | | | | | | | | | | | | | | | | | | | | | | | | | | | | | | | | | | | | | | | | | | | | | | | | | | | | | | | | | | | | | | | | | | | | | | | | | | | | | | | | | | | | | | | | | | | | | | | | | | | | | | | | | | | | | | | | | | | | | | | | | | | | | | | | | | | | | | | | | | | | | | | | | | | | | | | | | | | | | | | | | | | | | | | |
| Bacote | 30 | 2-7 | 1-2 | 4 | 1 | 5 | | | | | | | | | | | | | | | | | | | | | | | | | | | | | | | | | | | | | | | | | | | | | | | | | | | | | | | | | | | | | | | | | | | | | | | | | | | | | | | | | | | | | | | | | | | | | | | | | | | | | | | | | | | | | | | | | | | | | | | | | | | | | | | | | | | | | | | | | | | | | | | | | | | | | | | | | | | | | | | | | | | | | | | | | | | | | | | | | | | | | | | | | | | | | | | | | | | | | | | | | | | | | | | | | | | | | | | | | | | | | | | | | | | | | | | | | | | | | | | | | | | | | | | | | | | | | | | | | | | | | | | | | | | | | | | | | | | | | | | | | | | | | | | | | | | | | | | | | | | | | | | | | | | | | | | | | | | | | | | | | | | | | | | | | | | | | | | | | | | | | | | | | | | | | | | | | | | | | |
| Palmore | 21 | 2-4 | 2-4 | 8 | 1 | 6 | | | | | | | | | | | | | | | | | | | | | | | | | | | | | | | | | | | | | | | | | | | | | | | | | | | | | | | | | | | | | | | | | | | | | | | | | | | | | | | | | | | | | | | | | | | | | | | | | | | | | | | | | | | | | | | | | | | | | | | | | | | | | | | | | | | | | | | | | | | | | | | | | | | | | | | | | | | | | | | | | | | | | | | | | | | | | | | | | | | | | | | | | | | | | | | | | | | | | | | | | | | | | | | | | | | | | | | | | | | | | | | | | | | | | | | | | | | | | | | | | | | | | | | | | | | | | | | | | | | | | | | | | | | | | | | | | | | | | | | | | | | | | | | | | | | | | | | | | | | | | | | | | | | | | | | | | | | | | | | | | | | | | | | | | | | | | | | | | | | | | | | | | | | | | | | | | | | | | |
| Ross | 12 | 2-2 | 0-0 | 2 | 1 | 4 | | | | | | | | | | | | | | | | | | | | | | | | | | | | | | | | | | | | | | | | | | | | | | | | | | | | | | | | | | | | | | | | | | | | | | | | | | | | | | | | | | | | | | | | | | | | | | | | | | | | | | | | | | | | | | | | | | | | | | | | | | | | | | | | | | | | | | | | | | | | | | | | | | | | | | | | | | | | | | | | | | | | | | | | | | | | | | | | | | | | | | | | | | | | | | | | | | | | | | | | | | | | | | | | | | | | | | | | | | | | | | | | | | | | | | | | | | | | | | | | | | | | | | | | | | | | | | | | | | | | | | | | | | | | | | | | | | | | | | | | | | | | | | | | | | | | | | | | | | | | | | | | | | | | | | | | | | | | | | | | | | | | | | | | | | | | | | | | | | | | | | | | | | | | | | | | | | | | | |
| Team | | | 3 | | | | | | | | | | | | | | | | | | | | | | | | | | | | | | | | | | | | | | | | | | | | | | | | | | | | | | | | | | | | | | | | | | | | | | | | | | | | | | | | | | | | | | | | | | | | | | | | | | | | | | | | | | | | | | | | | | | | | | | | | | | | | | | | | | | | | | | | | | | | | | | | | | | | | | | | | | | | | | | | | | | | | | | | | | | | | | | | | | | | | | | | | | | | | | | | | | | | | | | | | | | | | | | | | | | | | | | | | | | | | | | | | | | | | | | | | | | | | | | | | | | | | | | | | | | | | | | | | | | | | | | | | | | | | | | | | | | | | | | | | | | | | | | | | | | | | | | | | | | | | | | | | | | | | | | | | | | | | | | | | | | | | | | | | | | | | | | | | | | | | | | | | | | | | | | | | | | | | | | | |
| TOTALS | 200 | 25-60 | 17-28 | 43 | 12 | 70 | | | | | | | | | | | | | | | | | | | | | | | | | | | | | | | | | | | | | | | | | | | | | | | | | | | | | | | | | | | | | | | | | | | | | | | | | | | | | | | | | | | | | | | | | | | | | | | | | | | | | | | | | | | | | | | | | | | | | | | | | | | | | | | | | | | | | | | | | | | | | | | | | | | | | | | | | | | | | | | | | | | | | | | | | | | | | | | | | | | | | | | | | | | | | | | | | | | | | | | | | | | | | | | | | | | | | | | | | | | | | | | | | | | | | | | | | | | | | | | | | | | | | | | | | | | | | | | | | | | | | | | | | | | | | | | | | | | | | | | | | | | | | | | | | | | | | | | | | | | | | | | | | | | | | | | | | | | | | | | | | | | | | | | | | | | | | | | | | | | | | | | | | | | | | | | | | | | | | |
| MIN | FG | FT | Reb | A | TP | | | | | | | | | | | | | | | | | | | | | | | | | | | | | | | | | | | | | | | | | | | | | | | | | | | | | | | | | | | | | | | | | | | | | | | | | | | | | | | | | | | | | | | | | | | | | | | | | | | | | | | | | | | | | | | | | | | | | | | | | | | | | | | | | | | | | | | | | | | | | | | | | | | | | | | | | | | | | | | | | | | | | | | | | | | | | | | | | | | | | | | | | | | | | | | | | | | | | | | | | | | | | | | | | | | | | | | | | | | | | | | | | | | | | | | | | | | | | | | | | | | | | | | | | | | | | | | | | | | | | | | | | | | | | | | | | | | | | | | | | | | | | | | | | | | | | | | | | | | | | | | | | | | | | | | | | | | | | | | | | | | | | | | | | | | | | | | | | | | | | | | | | | | | | | | | | | | | | | |
| Wright | 21 | 1-3 | 4-4 | 5 | 1 | 6 | | | | | | | | | | | | | | | | | | | | | | | | | | | | | | | | | | | | | | | | | | | | | | | | | | | | | | | | | | | | | | | | | | | | | | | | | | | | | | | | | | | | | | | | | | | | | | | | | | | | | | | | | | | | | | | | | | | | | | | | | | | | | | | | | | | | | | | | | | | | | | | | | | | | | | | | | | | | | | | | | | | | | | | | | | | | | | | | | | | | | | | | | | | | | | | | | | | | | | | | | | | | | | | | | | | | | | | | | | | | | | | | | | | | | | | | | | | | | | | | | | | | | | | | | | | | | | | | | | | | | | | | | | | | | | | | | | | | | | | | | | | | | | | | | | | | | | | | | | | | | | | | | | | | | | | | | | | | | | | | | | | | | | | | | | | | | | | | | | | | | | | | | | | | | | | | | | | | | |
| Painter | 25 | 6-10 | 0-0 | 5 | 0 | 13 | | | | | | | | | | | | | | | | | | | | | | | | | | | | | | | | | | | | | | | | | | | | | | | | | | | | | | | | | | | | | | | | | | | | | | | | | | | | | | | | | | | | | | | | | | | | | | | | | | | | | | | | | | | | | | | | | | | | | | | | | | | | | | | | | | | | | | | | | | | | | | | | | | | | | | | | | | | | | | | | | | | | | | | | | | | | | | | | | | | | | | | | | | | | | | | | | | | | | | | | | | | | | | | | | | | | | | | | | | | | | | | | | | | | | | | | | | | | | | | | | | | | | | | | | | | | | | | | | | | | | | | | | | | | | | | | | | | | | | | | | | | | | | | | | | | | | | | | | | | | | | | | | | | | | | | | | | | | | | | | | | | | | | | | | | | | | | | | | | | | | | | | | | | | | | | | | | | | | |
| Bacote | 30 | 6-11 | 1-2 | 1 | 3 | 19 | | | | | | | | | | | | | | | | | | | | | | | | | | | | | | | | | | | | | | | | | | | | | | | | | | | | | | | | | | | | | | | | | | | | | | | | | | | | | | | | | | | | | | | | | | | | | | | | | | | | | | | | | | | | | | | | | | | | | | | | | | | | | | | | | | | | | | | | | | | | | | | | | | | | | | | | | | | | | | | | | | | | | | | | | | | | | | | | | | | | | | | | | | | | | | | | | | | | | | | | | | | | | | | | | | | | | | | | | | | | | | | | | | | | | | | | | | | | | | | | | | | | | | | | | | | | | | | | | | | | | | | | | | | | | | | | | | | | | | | | | | | | | | | | | | | | | | | | | | | | | | | | | | | | | | | | | | | | | | | | | | | | | | | | | | | | | | | | | | | | | | | | | | | | | | | | | | | | | |
| Palmore | 24 | 2-7 | 1-2 | 2 | 5 | 5 | | | | | | | | | | | | | | | | | | | | | | | | | | | | | | | | | | | | | | | | | | | | | | | | | | | | | | | | | | | | | | | | | | | | | | | | | | | | | | | | | | | | | | | | | | | | | | | | | | | | | | | | | | | | | | | | | | | | | | | | | | | | | | | | | | | | | | | | | | | | | | | | | | | | | | | | | | | | | | | | | | | | | | | | | | | | | | | | | | | | | | | | | | | | | | | | | | | | | | | | | | | | | | | | | | | | | | | | | | | | | | | | | | | | | | | | | | | | | | | | | | | | | | | | | | | | | | | | | | | | | | | | | | | | | | | | | | | | | | | | | | | | | | | | | | | | | | | | | | | | | | | | | | | | | | | | | | | | | | | | | | | | | | | | | | | | | | | | | | | | | | | | | | | | | | | | | | | | | |
| Hill | 36 | 5-10 | 2-2 | 3 | 5 | 14 | | | | | | | | | | | | | | | | | | | | | | | | | | | | | | | | | | | | | | | | | | | | | | | | | | | | | | | | | | | | | | | | | | | | | | | | | | | | | | | | | | | | | | | | | | | | | | | | | | | | | | | | | | | | | | | | | | | | | | | | | | | | | | | | | | | | | | | | | | | | | | | | | | | | | | | | | | | | | | | | | | | | | | | | | | | | | | | | | | | | | | | | | | | | | | | | | | | | | | | | | | | | | | | | | | | | | | | | | | | | | | | | | | | | | | | | | | | | | | | | | | | | | | | | | | | | | | | | | | | | | | | | | | | | | | | | | | | | | | | | | | | | | | | | | | | | | | | | | | | | | | | | | | | | | | | | | | | | | | | | | | | | | | | | | | | | | | | | | | | | | | | | | | | | | | | | | | | | | |
| Batten | 13 | 0-4 | 3-4 | 2 | 0 | 3 | | | | | | | | | | | | | | | | | | | | | | | | | | | | | | | | | | | | | | | | | | | | | | | | | | | | | | | | | | | | | | | | | | | | | | | | | | | | | | | | | | | | | | | | | | | | | | | | | | | | | | | | | | | | | | | | | | | | | | | | | | | | | | | | | | | | | | | | | | | | | | | | | | | | | | | | | | | | | | | | | | | | | | | | | | | | | | | | | | | | | | | | | | | | | | | | | | | | | | | | | | | | | | | | | | | | | | | | | | | | | | | | | | | | | | | | | | | | | | | | | | | | | | | | | | | | | | | | | | | | | | | | | | | | | | | | | | | | | | | | | | | | | | | | | | | | | | | | | | | | | | | | | | | | | | | | | | | | | | | | | | | | | | | | | | | | | | | | | | | | | | | | | | | | | | | | | | | | | |
| Clark | 18 | 1-4 | 1-2 | 2 | 1 | 3 | | | | | | | | | | | | | | | | | | | | | | | | | | | | | | | | | | | | | | | | | | | | | | | | | | | | | | | | | | | | | | | | | | | | | | | | | | | | | | | | | | | | | | | | | | | | | | | | | | | | | | | | | | | | | | | | | | | | | | | | | | | | | | | | | | | | | | | | | | | | | | | | | | | | | | | | | | | | | | | | | | | | | | | | | | | | | | | | | | | | | | | | | | | | | | | | | | | | | | | | | | | | | | | | | | | | | | | | | | | | | | | | | | | | | | | | | | | | | | | | | | | | | | | | | | | | | | | | | | | | | | | | | | | | | | | | | | | | | | | | | | | | | | | | | | | | | | | | | | | | | | | | | | | | | | | | | | | | | | | | | | | | | | | | | | | | | | | | | | | | | | | | | | | | | | | | | | | | | |
| Ross | 26 | 4-4 | 0-0 | 7 | 1 | 8 | | | | | | | | | | | | | | | | | | | | | | | | | | | | | | | | | | | | | | | | | | | | | | | | | | | | | | | | | | | | | | | | | | | | | | | | | | | | | | | | | | | | | | | | | | | | | | | | | | | | | | | | | | | | | | | | | | | | | | | | | | | | | | | | | | | | | | | | | | | | | | | | | | | | | | | | | | | | | | | | | | | | | | | | | | | | | | | | | | | | | | | | | | | | | | | | | | | | | | | | | | | | | | | | | | | | | | | | | | | | | | | | | | | | | | | | | | | | | | | | | | | | | | | | | | | | | | | | | | | | | | | | | | | | | | | | | | | | | | | | | | | | | | | | | | | | | | | | | | | | | | | | | | | | | | | | | | | | | | | | | | | | | | | | | | | | | | | | | | | | | | | | | | | | | | | | | | | | | |
| Larsen | 7 | 0-1 | 0-0 | 1 | 1 | 1 | | | | | | | | | | | | | | | | | | | | | | | | | | | | | | | | | | | | | | | | | | | | | | | | | | | | | | | | | | | | | | | | | | | | | | | | | | | | | | | | | | | | | | | | | | | | | | | | | | | | | | | | | | | | | | | | | | | | | | | | | | | | | | | | | | | | | | | | | | | | | | | | | | | | | | | | | | | | | | | | | | | | | | | | | | | | | | | | | | | | | | | | | | | | | | | | | | | | | | | | | | | | | | | | | | | | | | | | | | | | | | | | | | | | | | | | | | | | | | | | | | | | | | | | | | | | | | | | | | | | | | | | | | | | | | | | | | | | | | | | | | | | | | | | | | | | | | | | | | | | | | | | | | | | | | | | | | | | | | | | | | | | | | | | | | | | | | | | | | | | | | | | | | | | | | | | | | | | | |
| Team | | | 1 | | | | | | | | | | | | | | | | | | | | | | | | | | | | | | | | | | | | | | | | | | | | | | | | | | | | | | | | | | | | | | | | | | | | | | | | | | | | | | | | | | | | | | | | | | | | | | | | | | | | | | | | | | | | | | | | | | | | | | | | | | | | | | | | | | | | | | | | | | | | | | | | | | | | | | | | | | | | | | | | | | | | | | | | | | | | | | | | | | | | | | | | | | | | | | | | | | | | | | | | | | | | | | | | | | | | | | | | | | | | | | | | | | | | | | | | | | | | | | | | | | | | | | | | | | | | | | | | | | | | | | | | | | | | | | | | | | | | | | | | | | | | | | | | | | | | | | | | | | | | | | | | | | | | | | | | | | | | | | | | | | | | | | | | | | | | | | | | | | | | | | | | | | | | | | | | | | | | | | | | |
| TOTALS | 200 | 25-54 | 12-16 | 28 | 17 | 71 | | | | | | | | | | | | | | | | | | | | | | | | | | | | | | | | | | | | | | | | | | | | | | | | | | | | | | | | | | | | | | | | | | | | | | | | | | | | | | | | | | | | | | | | | | | | | | | | | | | | | | | | | | | | | | | | | | | | | | | | | | | | | | | | | | | | | | | | | | | | | | | | | | | | | | | | | | | | | | | | | | | | | | | | | | | | | | | | | | | | | | | | | | | | | | | | | | | | | | | | | | | | | | | | | | | | | | | | | | | | | | | | | | | | | | | | | | | | | | | | | | | | | | | | | | | | | | | | | | | | | | | | | | | | | | | | | | | | | | | | | | | | | | | | | | | | | | | | | | | | | | | | | | | | | | | | | | | | | | | | | | | | | | | | | | | | | | | | | | | | | | | | | | | | | | | | | | | | | |
| MIN | FG | FT | Reb | A | TP | | | | | | | | | | | | | | | | | | | | | | | | | | | | | | | | | | | | | | | | | | | | | | | | | | | | | | | | | | | | | | | | | | | | | | | | | | | | | | | | | | | | | | | | | | | | | | | | | | | | | | | | | | | | | | | | | | | | | | | | | | | | | | | | | | | | | | | | | | | | | | | | | | | | | | | | | | | | | | | | | | | | | | | | | | | | | | | | | | | | | | | | | | | | | | | | | | | | | | | | | | | | | | | | | | | | | | | | | | | | | | | | | | | | | | | | | | | | | | | | | | | | | | | | | | | | | | | | | | | | | | | | | | | | | | | | | | | | | | | | | | | | | | | | | | | | | | | | | | | | | | | | | | | | | | | | | | | | | | | | | | | | | | | | | | | | | | | | | | | | | | | | | | | | | | | | | | | | | | |
| Baru | 33 | 8-8 | 4-5 | 9 | 1 | 20 | | | | | | | | | | | | | | | | | | | | | | | | | | | | | | | | | | | | | | | | | | | | | | | | | | | | | | | | | | | | | | | | | | | | | | | | | | | | | | | | | | | | | | | | | | | | | | | | | | | | | | | | | | | | | | | | | | | | | | | | | | | | | | | | | | | | | | | | | | | | | | | | | | | | | | | | | | | | | | | | | | | | | | | | | | | | | | | | | | | | | | | | | | | | | | | | | | | | | | | | | | | | | | | | | | | | | | | | | | | | | | | | | | | | | | | | | | | | | | | | | | | | | | | | | | | | | | | | | | | | | | | | | | | | | | | | | | | | | | | | | | | | | | | | | | | | | | | | | | | | | | | | | | | | | | | | | | | | | | | | | | | | | | | | | | | | | | | | | | | | | | | | | | | | | | | | | | | | | |
| Thomas | 29 | 5-7 | 1-3 | 2 | 4 | 13 | | | | | | | | | | | | | | | | | | | | | | | | | | | | | | | | | | | | | | | | | | | | | | | | | | | | | | | | | | | | | | | | | | | | | | | | | | | | | | | | | | | | | | | | | | | | | | | | | | | | | | | | | | | | | | | | | | | | | | | | | | | | | | | | | | | | | | | | | | | | | | | | | | | | | | | | | | | | | | | | | | | | | | | | | | | | | | | | | | | | | | | | | | | | | | | | | | | | | | | | | | | | | | | | | | | | | | | | | | | | | | | | | | | | | | | | | | | | | | | | | | | | | | | | | | | | | | | | | | | | | | | | | | | | | | | | | | | | | | | | | | | | | | | | | | | | | | | | | | | | | | | | | | | | | | | | | | | | | | | | | | | | | | | | | | | | | | | | | | | | | | | | | | | | | | | | | | | | | |
| Hall | 20 | 2-5 | 2-2 | 7 | 3 | 6 | | | | | | | | | | | | | | | | | | | | | | | | | | | | | | | | | | | | | | | | | | | | | | | | | | | | | | | | | | | | | | | | | | | | | | | | | | | | | | | | | | | | | | | | | | | | | | | | | | | | | | | | | | | | | | | | | | | | | | | | | | | | | | | | | | | | | | | | | | | | | | | | | | | | | | | | | | | | | | | | | | | | | | | | | | | | | | | | | | | | | | | | | | | | | | | | | | | | | | | | | | | | | | | | | | | | | | | | | | | | | | | | | | | | | | | | | | | | | | | | | | | | | | | | | | | | | | | | | | | | | | | | | | | | | | | | | | | | | | | | | | | | | | | | | | | | | | | | | | | | | | | | | | | | | | | | | | | | | | | | | | | | | | | | | | | | | | | | | | | | | | | | | | | | | | | | | | | | | |
| Lawrence | 35 | 4-10 | 6-9 | 4 | 6 | 17 | | | | | | | | | | | | | | | | | | | | | | | | | | | | | | | | | | | | | | | | | | | | | | | | | | | | | | | | | | | | | | | | | | | | | | | | | | | | | | | | | | | | | | | | | | | | | | | | | | | | | | | | | | | | | | | | | | | | | | | | | | | | | | | | | | | | | | | | | | | | | | | | | | | | | | | | | | | | | | | | | | | | | | | | | | | | | | | | | | | | | | | | | | | | | | | | | | | | | | | | | | | | | | | | | | | | | | | | | | | | | | | | | | | | | | | | | | | | | | | | | | | | | | | | | | | | | | | | | | | | | | | | | | | | | | | | | | | | | | | | | | | | | | | | | | | | | | | | | | | | | | | | | | | | | | | | | | | | | | | | | | | | | | | | | | | | | | | | | | | | | | | | | | | | | | | | | | | | | |
| Stitt | 34 | 2-8 | 0-0 | 2 | 3 | 6 | | | | | | | | | | | | | | | | | | | | | | | | | | | | | | | | | | | | | | | | | | | | | | | | | | | | | | | | | | | | | | | | | | | | | | | | | | | | | | | | | | | | | | | | | | | | | | | | | | | | | | | | | | | | | | | | | | | | | | | | | | | | | | | | | | | | | | | | | | | | | | | | | | | | | | | | | | | | | | | | | | | | | | | | | | | | | | | | | | | | | | | | | | | | | | | | | | | | | | | | | | | | | | | | | | | | | | | | | | | | | | | | | | | | | | | | | | | | | | | | | | | | | | | | | | | | | | | | | | | | | | | | | | | | | | | | | | | | | | | | | | | | | | | | | | | | | | | | | | | | | | | | | | | | | | | | | | | | | | | | | | | | | | | | | | | | | | | | | | | | | | | | | | | | | | | | | | | | | |
| Sundberg | 3 | 0-0 | 0-0 | 1 | 0 | 0 | | | | | | | | | | | | | | | | | | | | | | | | | | | | | | | | | | | | | | | | | | | | | | | | | | | | | | | | | | | | | | | | | | | | | | | | | | | | | | | | | | | | | | | | | | | | | | | | | | | | | | | | | | | | | | | | | | | | | | | | | | | | | | | | | | | | | | | | | | | | | | | | | | | | | | | | | | | | | | | | | | | | | | | | | | | | | | | | | | | | | | | | | | | | | | | | | | | | | | | | | | | | | | | | | | | | | | | | | | | | | | | | | | | | | | | | | | | | | | | | | | | | | | | | | | | | | | | | | | | | | | | | | | | | | | | | | | | | | | | | | | | | | | | | | | | | | | | | | | | | | | | | | | | | | | | | | | | | | | | | | | | | | | | | | | | | | | | | | | | | | | | | | | | | | | | | | | | | | |
| Brannin | 1 | 1-1 | 0-0 | 1 | 0 | 2 | | | | | | | | | | | | | | | | | | | | | | | | | | | | | | | | | | | | | | | | | | | | | | | | | | | | | | | | | | | | | | | | | | | | | | | | | | | | | | | | | | | | | | | | | | | | | | | | | | | | | | | | | | | | | | | | | | | | | | | | | | | | | | | | | | | | | | | | | | | | | | | | | | | | | | | | | | | | | | | | | | | | | | | | | | | | | | | | | | | | | | | | | | | | | | | | | | | | | | | | | | | | | | | | | | | | | | | | | | | | | | | | | | | | | | | | | | | | | | | | | | | | | | | | | | | | | | | | | | | | | | | | | | | | | | | | | | | | | | | | | | | | | | | | | | | | | | | | | | | | | | | | | | | | | | | | | | | | | | | | | | | | | | | | | | | | | | | | | | | | | | | | | | | | | | | | | | | | | |
| N. Johnson | 17 | 1-2 | 0-0 | 0 | 0 | 3 | | | | | | | | | | | | | | | | | | | | | | | | | | | | | | | | | | | | | | | | | | | | | | | | | | | | | | | | | | | | | | | | | | | | | | | | | | | | | | | | | | | | | | | | | | | | | | | | | | | | | | | | | | | | | | | | | | | | | | | | | | | | | | | | | | | | | | | | | | | | | | | | | | | | | | | | | | | | | | | | | | | | | | | | | | | | | | | | | | | | | | | | | | | | | | | | | | | | | | | | | | | | | | | | | | | | | | | | | | | | | | | | | | | | | | | | | | | | | | | | | | | | | | | | | | | | | | | | | | | | | | | | | | | | | | | | | | | | | | | | | | | | | | | | | | | | | | | | | | | | | | | | | | | | | | | | | | | | | | | | | | | | | | | | | | | | | | | | | | | | | | | | | | | | | | | | | | | | | |
| Benton | 1 | 0-1 | 0-0 | 0 | 0 | 0 | | | | | | | | | | | | | | | | | | | | | | | | | | | | | | | | | | | | | | | | | | | | | | | | | | | | | | | | | | | | | | | | | | | | | | | | | | | | | | | | | | | | | | | | | | | | | | | | | | | | | | | | | | | | | | | | | | | | | | | | | | | | | | | | | | | | | | | | | | | | | | | | | | | | | | | | | | | | | | | | | | | | | | | | | | | | | | | | | | | | | | | | | | | | | | | | | | | | | | | | | | | | | | | | | | | | | | | | | | | | | | | | | | | | | | | | | | | | | | | | | | | | | | | | | | | | | | | | | | | | | | | | | | | | | | | | | | | | | | | | | | | | | | | | | | | | | | | | | | | | | | | | | | | | | | | | | | | | | | | | | | | | | | | | | | | | | | | | | | | | | | | | | | | | | | | | | | | | | |
| T. Johnson | 5 | 1-2 | 0-0 | 1 | 0 | 2 | | | | | | | | | | | | | | | | | | | | | | | | | | | | | | | | | | | | | | | | | | | | | | | | | | | | | | | | | | | | | | | | | | | | | | | | | | | | | | | | | | | | | | | | | | | | | | | | | | | | | | | | | | | | | | | | | | | | | | | | | | | | | | | | | | | | | | | | | | | | | | | | | | | | | | | | | | | | | | | | | | | | | | | | | | | | | | | | | | | | | | | | | | | | | | | | | | | | | | | | | | | | | | | | | | | | | | | | | | | | | | | | | | | | | | | | | | | | | | | | | | | | | | | | | | | | | | | | | | | | | | | | | | | | | | | | | | | | | | | | | | | | | | | | | | | | | | | | | | | | | | | | | | | | | | | | | | | | | | | | | | | | | | | | | | | | | | | | | | | | | | | | | | | | | | | | | | | | | |
| Cooke | 1 | 0-1 | 0-0 | 0 | 0 | 0 | | | | | | | | | | | | | | | | | | | | | | | | | | | | | | | | | | | | | | | | | | | | | | | | | | | | | | | | | | | | | | | | | | | | | | | | | | | | | | | | | | | | | | | | | | | | | | | | | | | | | | | | | | | | | | | | | | | | | | | | | | | | | | | | | | | | | | | | | | | | | | | | | | | | | | | | | | | | | | | | | | | | | | | | | | | | | | | | | | | | | | | | | | | | | | | | | | | | | | | | | | | | | | | | | | | | | | | | | | | | | | | | | | | | | | | | | | | | | | | | | | | | | | | | | | | | | | | | | | | | | | | | | | | | | | | | | | | | | | | | | | | | | | | | | | | | | | | | | | | | | | | | | | | | | | | | | | | | | | | | | | | | | | | | | | | | | | | | | | | | | | | | | | | | | | | | | | | | | |
| Dixon | 2 | 0-1 | 0-0 | 0 | 0 | 0 | | | | | | | | | | | | | | | | | | | | | | | | | | | | | | | | | | | | | | | | | | | | | | | | | | | | | | | | | | | | | | | | | | | | | | | | | | | | | | | | | | | | | | | | | | | | | | | | | | | | | | | | | | | | | | | | | | | | | | | | | | | | | | | | | | | | | | | | | | | | | | | | | | | | | | | | | | | | | | | | | | | | | | | | | | | | | | | | | | | | | | | | | | | | | | | | | | | | | | | | | | | | | | | | | | | | | | | | | | | | | | | | | | | | | | | | | | | | | | | | | | | | | | | | | | | | | | | | | | | | | | | | | | | | | | | | | | | | | | | | | | | | | | | | | | | | | | | | | | | | | | | | | | | | | | | | | | | | | | | | | | | | | | | | | | | | | | | | | | | | | | | | | | | | | | | | | | | | | |
| Bowne | 1 | 0-0 | 0-0 | 0 | 0 | 0 | | | | | | | | | | | | | | | | | | | | | | | | | | | | | | | | | | | | | | | | | | | | | | | | | | | | | | | | | | | | | | | | | | | | | | | | | | | | | | | | | | | | | | | | | | | | | | | | | | | | | | | | | | | | | | | | | | | | | | | | | | | | | | | | | | | | | | | | | | | | | | | | | | | | | | | | | | | | | | | | | | | | | | | | | | | | | | | | | | | | | | | | | | | | | | | | | | | | | | | | | | | | | | | | | | | | | | | | | | | | | | | | | | | | | | | | | | | | | | | | | | | | | | | | | | | | | | | | | | | | | | | | | | | | | | | | | | | | | | | | | | | | | | | | | | | | | | | | | | | | | | | | | | | | | | | | | | | | | | | | | | | | | | | | | | | | | | | | | | | | | | | | | | | | | | | | | | | | | |
| Wiedeman | 18 | 2-3 | 3-4 | 1 | 1 | 7 | | | | | | | | | | | | | | | | | | | | | | | | | | | | | | | | | | | | | | | | | | | | | | | | | | | | | | | | | | | | | | | | | | | | | | | | | | | | | | | | | | | | | | | | | | | | | | | | | | | | | | | | | | | | | | | | | | | | | | | | | | | | | | | | | | | | | | | | | | | | | | | | | | | | | | | | | | | | | | | | | | | | | | | | | | | | | | | | | | | | | | | | | | | | | | | | | | | | | | | | | | | | | | | | | | | | | | | | | | | | | | | | | | | | | | | | | | | | | | | | | | | | | | | | | | | | | | | | | | | | | | | | | | | | | | | | | | | | | | | | | | | | | | | | | | | | | | | | | | | | | | | | | | | | | | | | | | | | | | | | | | | | | | | | | | | | | | | | | | | | | | | | | | | | | | | | | | | | | |
| Team | | | 1 | | | | | | | | | | | | | | | | | | | | | | | | | | | | | | | | | | | | | | | | | | | | | | | | | | | | | | | | | | | | | | | | | | | | | | | | | | | | | | | | | | | | | | | | | | | | | | | | | | | | | | | | | | | | | | | | | | | | | | | | | | | | | | | | | | | | | | | | | | | | | | | | | | | | | | | | | | | | | | | | | | | | | | | | | | | | | | | | | | | | | | | | | | | | | | | | | | | | | | | | | | | | | | | | | | | | | | | | | | | | | | | | | | | | | | | | | | | | | | | | | | | | | | | | | | | | | | | | | | | | | | | | | | | | | | | | | | | | | | | | | | | | | | | | | | | | | | | | | | | | | | | | | | | | | | | | | | | | | | | | | | | | | | | | | | | | | | | | | | | | | | | | | | | | | | | | | | | | | | | | |
| TOTALS | 200 | 26-49 | 16-23 | 29 | 18 | 76 | | | | | | | | | | | | | | | | | | | | | | | | | | | | | | | | | | | | | | | | | | | | | | | | | | | | | | | | | | | | | | | | | | | | | | | | | | | | | | | | | | | | | | | | | | | | | | | | | | | | | | | | | | | | | | | | | | | | | | | | | | | | | | | | | | | | | | | | | | | | | | | | | | | | | | | | | | | | | | | | | | | | | | | | | | | | | | | | | | | | | | | | | | | | | | | | | | | | | | | | | | | | | | | | | | | | | | | | | | | | | | | | | | | | | | | | | | | | | | | | | | | | | | | | | | | | | | | | | | | | | | | | | | | | | | | | | | | | | | | | | | | | | | | | | | | | | | | | | | | | | | | | | | | | | | | | | | | | | | | | | | | | | | | | | | | | | | | | | | | | | | | | | | | | | | | | | | | | | |
| MIN | FG | FT | Reb | A | TP | | | | | | | | | | | | | | | | | | | | | | | | | | | | | | | | | | | | | | | | | | | | | | | | | | | | | | | | | | | | | | | | | | | | | | | | | | | | | | | | | | | | | | | | | | | | | | | | | | | | | | | | | | | | | | | | | | | | | | | | | | | | | | | | | | | | | | | | | | | | | | | | | | | | | | | | | | | | | | | | | | | | | | | | | | | | | | | | | | | | | | | | | | | | | | | | | | | | | | | | | | | | | | | | | | | | | | | | | | | | | | | | | | | | | | | | | | | | | | | | | | | | | | | | | | | | | | | | | | | | | | | | | | | | | | | | | | | | | | | | | | | | | | | | | | | | | | | | | | | | | | | | | | | | | | | | | | | | | | | | | | | | | | | | | | | | | | | | | | | | | | | | | | | | | | | | | | | | | | |
| Bacote | 33 | 5-10 | 4-5 | 6 | 4 | 17 | | | | | | | | | | | | | | | | | | | | | | | | | | | | | | | | | | | | | | | | | | | | | | | | | | | | | | | | | | | | | | | | | | | | | | | | | | | | | | | | | | | | | | | | | | | | | | | | | | | | | | | | | | | | | | | | | | | | | | | | | | | | | | | | | | | | | | | | | | | | | | | | | | | | | | | | | | | | | | | | | | | | | | | | | | | | | | | | | | | | | | | | | | | | | | | | | | | | | | | | | | | | | | | | | | | | | | | | | | | | | | | | | | | | | | | | | | | | | | | | | | | | | | | | | | | | | | | | | | | | | | | | | | | | | | | | | | | | | | | | | | | | | | | | | | | | | | | | | | | | | | | | | | | | | | | | | | | | | | | | | | | | | | | | | | | | | | | | | | | | | | | | | | | | | | | | | | | | | |
| Painter | 34 | 4-11 | 3-6 | 11 | 1 | 11 | | | | | | | | | | | | | | | | | | | | | | | | | | | | | | | | | | | | | | | | | | | | | | | | | | | | | | | | | | | | | | | | | | | | | | | | | | | | | | | | | | | | | | | | | | | | | | | | | | | | | | | | | | | | | | | | | | | | | | | | | | | | | | | | | | | | | | | | | | | | | | | | | | | | | | | | | | | | | | | | | | | | | | | | | | | | | | | | | | | | | | | | | | | | | | | | | | | | | | | | | | | | | | | | | | | | | | | | | | | | | | | | | | | | | | | | | | | | | | | | | | | | | | | | | | | | | | | | | | | | | | | | | | | | | | | | | | | | | | | | | | | | | | | | | | | | | | | | | | | | | | | | | | | | | | | | | | | | | | | | | | | | | | | | | | | | | | | | | | | | | | | | | | | | | | | | | | | | | |
| Clark | 31 | 0-4 | 0-0 | 0 | 1 | 0 | | | | | | | | | | | | | | | | | | | | | | | | | | | | | | | | | | | | | | | | | | | | | | | | | | | | | | | | | | | | | | | | | | | | | | | | | | | | | | | | | | | | | | | | | | | | | | | | | | | | | | | | | | | | | | | | | | | | | | | | | | | | | | | | | | | | | | | | | | | | | | | | | | | | | | | | | | | | | | | | | | | | | | | | | | | | | | | | | | | | | | | | | | | | | | | | | | | | | | | | | | | | | | | | | | | | | | | | | | | | | | | | | | | | | | | | | | | | | | | | | | | | | | | | | | | | | | | | | | | | | | | | | | | | | | | | | | | | | | | | | | | | | | | | | | | | | | | | | | | | | | | | | | | | | | | | | | | | | | | | | | | | | | | | | | | | | | | | | | | | | | | | | | | | | | | | | | | | | |
| Ross | 24 | 0-3 | 0-0 | 0 | 0 | 0 | | | | | | | | | | | | | | | | | | | | | | | | | | | | | | | | | | | | | | | | | | | | | | | | | | | | | | | | | | | | | | | | | | | | | | | | | | | | | | | | | | | | | | | | | | | | | | | | | | | | | | | | | | | | | | | | | | | | | | | | | | | | | | | | | | | | | | | | | | | | | | | | | | | | | | | | | | | | | | | | | | | | | | | | | | | | | | | | | | | | | | | | | | | | | | | | | | | | | | | | | | | | | | | | | | | | | | | | | | | | | | | | | | | | | | | | | | | | | | | | | | | | | | | | | | | | | | | | | | | | | | | | | | | | | | | | | | | | | | | | | | | | | | | | | | | | | | | | | | | | | | | | | | | | | | | | | | | | | | | | | | | | | | | | | | | | | | | | | | | | | | | | | | | | | | | | | | | | | |
| Hill | 38 | 3-11 | 5-6 | 5 | 3 | 12 | | | | | | | | | | | | | | | | | | | | | | | | | | | | | | | | | | | | | | | | | | | | | | | | | | | | | | | | | | | | | | | | | | | | | | | | | | | | | | | | | | | | | | | | | | | | | | | | | | | | | | | | | | | | | | | | | | | | | | | | | | | | | | | | | | | | | | | | | | | | | | | | | | | | | | | | | | | | | | | | | | | | | | | | | | | | | | | | | | | | | | | | | | | | | | | | | | | | | | | | | | | | | | | | | | | | | | | | | | | | | | | | | | | | | | | | | | | | | | | | | | | | | | | | | | | | | | | | | | | | | | | | | | | | | | | | | | | | | | | | | | | | | | | | | | | | | | | | | | | | | | | | | | | | | | | | | | | | | | | | | | | | | | | | | | | | | | | | | | | | | | | | | | | | | | | | | | | | | |
| Batten | 28 | 8-13 | 2-2 | 2 | 1 | 23 | | | | | | | | | | | | | | | | | | | | | | | | | | | | | | | | | | | | | | | | | | | | | | | | | | | | | | | | | | | | | | | | | | | | | | | | | | | | | | | | | | | | | | | | | | | | | | | | | | | | | | | | | | | | | | | | | | | | | | | | | | | | | | | | | | | | | | | | | | | | | | | | | | | | | | | | | | | | | | | | | | | | | | | | | | | | | | | | | | | | | | | | | | | | | | | | | | | | | | | | | | | | | | | | | | | | | | | | | | | | | | | | | | | | | | | | | | | | | | | | | | | | | | | | | | | | | | | | | | | | | | | | | | | | | | | | | | | | | | | | | | | | | | | | | | | | | | | | | | | | | | | | | | | | | | | | | | | | | | | | | | | | | | | | | | | | | | | | | | | | | | | | | | | | | | | | | | | | | |
| McEwen | 2 | 0-0 | 0-0 | 0 | 0 | 0 | | | | | | | | | | | | | | | | | | | | | | | | | | | | | | | | | | | | | | | | | | | | | | | | | | | | | | | | | | | | | | | | | | | | | | | | | | | | | | | | | | | | | | | | | | | | | | | | | | | | | | | | | | | | | | | | | | | | | | | | | | | | | | | | | | | | | | | | | | | | | | | | | | | | | | | | | | | | | | | | | | | | | | | | | | | | | | | | | | | | | | | | | | | | | | | | | | | | | | | | | | | | | | | | | | | | | | | | | | | | | | | | | | | | | | | | | | | | | | | | | | | | | | | | | | | | | | | | | | | | | | | | | | | | | | | | | | | | | | | | | | | | | | | | | | | | | | | | | | | | | | | | | | | | | | | | | | | | | | | | | | | | | | | | | | | | | | | | | | | | | | | | | | | | | | | | | | | | | |
| Larsen | 11 | 0-0 | 0-0 | 3 | 0 | 0 | | | | | | | | | | | | | | | | | | | | | | | | | | | | | | | | | | | | | | | | | | | | | | | | | | | | | | | | | | | | | | | | | | | | | | | | | | | | | | | | | | | | | | | | | | | | | | | | | | | | | | | | | | | | | | | | | | | | | | | | | | | | | | | | | | | | | | | | | | | | | | | | | | | | | | | | | | | | | | | | | | | | | | | | | | | | | | | | | | | | | | | | | | | | | | | | | | | | | | | | | | | | | | | | | | | | | | | | | | | | | | | | | | | | | | | | | | | | | | | | | | | | | | | | | | | | | | | | | | | | | | | | | | | | | | | | | | | | | | | | | | | | | | | | | | | | | | | | | | | | | | | | | | | | | | | | | | | | | | | | | | | | | | | | | | | | | | | | | | | | | | | | | | | | | | | | | | | | | |
| Team | | | 3 | | | | | | | | | | | | | | | | | | | | | | | | | | | | | | | | | | | | | | | | | | | | | | | | | | | | | | | | | | | | | | | | | | | | | | | | | | | | | | | | | | | | | | | | | | | | | | | | | | | | | | | | | | | | | | | | | | | | | | | | | | | | | | | | | | | | | | | | | | | | | | | | | | | | | | | | | | | | | | | | | | | | | | | | | | | | | | | | | | | | | | | | | | | | | | | | | | | | | | | | | | | | | | | | | | | | | | | | | | | | | | | | | | | | | | | | | | | | | | | | | | | | | | | | | | | | | | | | | | | | | | | | | | | | | | | | | | | | | | | | | | | | | | | | | | | | | | | | | | | | | | | | | | | | | | | | | | | | | | | | | | | | | | | | | | | | | | | | | | | | | | | | | | | | | | | | | | | | | | | | |
| TOTALS | 200 | 20-52 | 14-19 | 39 | 10 | 63 | | | | | | | | | | | | | | | | | | | | | | | | | | | | | | | | | | | | | | | | | | | | | | | | | | | | | | | | | | | | | | | | | | | | | | | | | | | | | | | | | | | | | | | | | | | | | | | | | | | | | | | | | | | | | | | | | | | | | | | | | | | | | | | | | | | | | | | | | | | | | | | | | | | | | | | | | | | | | | | | | | | | | | | | | | | | | | | | | | | | | | | | | | | | | | | | | | | | | | | | | | | | | | | | | | | | | | | | | | | | | | | | | | | | | | | | | | | | | | | | | | | | | | | | | | | | | | | | | | | | | | | | | | | | | | | | | | | | | | | | | | | | | | | | | | | | | | | | | | | | | | | | | | | | | | | | | | | | | | | | | | | | | | | | | | | | | | | | | | | | | | | | | | | | | | | | | | | | | |
| VCU | UCF | Coll. of Charleston | OLD DOMINION | | | | | | | | | | | | | | | | | | | | | | | | | | | | | | | | | | | | | | | | | | | | | | | | | | | | | | | | | | | | | | | | | | | | | | | | | | | | | | | | | | | | | | | | | | | | | | | | | | | | | | | | | | | | | | | | | | | | | | | | | | | | | | | | | | | | | | | | | | | | | | | | | | | | | | | | | | | | | | | | | | | | | | | | | | | | | | | | | | | | | | | | | | | | | | | | | | | | | | | | | | | | | | | | | | | | | | | | | | | | | | | | | | | | | | | | | | | | | | | | | | | | | | | | | | | | | | | | | | | | | | | | | | | | | | | | | | | | | | | | | | | | | | | | | | | | | | | | | | | | | | | | | | | | | | | | | | | | | | | | | | | | | | | | | | | | | | | | | | | | | | | | | | | | | | | | | | | | | | | | |
| <table border="1" style="width: 100%; border-collapse: collapse;"> <thead> <tr> <th>MIN</th> <th>FG</th> <th>FT</th> <th>Reb</th> <th>A</th> <th>TP</th> </tr> </thead> <tbody> <tr><td>FAIRFIELD</td><td>43</td><td>40</td><td>83</td><td></td><td></td><td></td></tr> <tr><td>ODU</td><td>30</td><td>40</td><td>70</td><td></td><td></td><td></td></tr> </tbody> </table> | MIN | FG | FT | Reb | A | TP | FAIRFIELD | 43 | 40 | 83 | | | | ODU | 30 | 40 | 70 | | | | <table border="1" style="width: 100%; border-collapse: collapse;"> <thead> <tr> <th>MIN</th> <th>FG</th> <th>FT</th> <th>Reb</th> <th>A</th> <th>TP</th> </tr> </thead> <tbody> <tr><td>JMU</td><td>36</td><td>39</td><td>75</td><td></td><td></td><td></td></tr> <tr><td>ODU</td><td>30</td><td>41</td><td>71</td><td></td><td></td><td></td></tr> </tbody> </table> | MIN | FG | FT | Reb | A | TP | JMU | 36 | 39 | 75 | | | | ODU | 30 | 41 | 71 | | | | <table border="1" style="width: 100%; border-collapse: collapse;"> <thead> <tr> <th>MIN</th> <th>FG</th> <th>FT</th> <th>Reb</th> <th>A</th> <th>TP</th> </tr> </thead> <tbody> <tr><td>DELAWARE</td><td>28</td><td>37</td><td>65</td><td></td><td></td><td></td></tr> <tr><td>ODU</td><td>28</td><td>48</td><td>76</td><td></td><td></td><td></td></tr> </tbody> </table> | MIN | FG | FT | Reb | A | TP | DELAWARE | 28 | 37 | 65 | | | | ODU | 28 | 48 | 76 | | | | <table border="1" style="width: 100%; border-collapse: collapse;"> <thead> <tr> <th>MIN</th> <th>FG</th> <th>FT</th> <th>Reb</th> <th>A</th> <th>TP</th> </tr> </thead> <tbody> <tr><td>OLD DOMINION</td><td>25</td><td>36</td><td>61</td><td></td><td></td><td></td></tr> <tr><td>ODU</td><td>20</td><td>43</td><td>63</td><td></td><td></td><td></td></tr> </tbody> </table> | MIN | FG | FT | Reb | A | TP | OLD DOMINION | 25 | 36 | 61 | | | | ODU | 20 | 43 | 63 | | | | | | | | | | | | | | | | | | | | | | | | | | | | | | | | | | | | | | | | | | | | | | | | | | | | | | | | | | | | | | | | | | | | | | | | | | | | | | | | | | | | | | | | | | | | | | | | | | | | | | | | | | | | | | | | | | | | | | | | | | | | | | | | | | | | | | | | | | | | | | | | | | | | | | | | | | | | | | | | | | | | | | | | | | | | | | | | | | | | | | | | | | | | | | | | | | | | | | | | | | | | | | | | | | | | | | | | | | | | | | | | | | | | | | | | | | | | | | | | | | | | | | | | | | | | | | | | | | | | | | | | | | | | | | | | | | | | | | | | | | | |
| MIN | FG | FT | Reb | A | TP | | | | | | | | | | | | | | | | | | | | | | | | | | | | | | | | | | | | | | | | | | | | | | | | | | | | | | | | | | | | | | | | | | | | | | | | | | | | | | | | | | | | | | | | | | | | | | | | | | | | | | | | | | | | | | | | | | | | | | | | | | | | | | | | | | | | | | | | | | | | | | | | | | | | | | | | | | | | | | | | | | | | | | | | | | | | | | | | | | | | | | | | | | | | | | | | | | | | | | | | | | | | | | | | | | | | | | | | | | | | | | | | | | | | | | | | | | | | | | | | | | | | | | | | | | | | | | | | | | | | | | | | | | | | | | | | | | | | | | | | | | | | | | | | | | | | | | | | | | | | | | | | | | | | | | | | | | | | | | | | | | | | | | | | | | | | | | | | | | | | | | | | | | | | | | | | | | | | | | |
| FAIRFIELD | 43 | 40 | 83 | | | | | | | | | | | | | | | | | | | | | | | | | | | | | | | | | | | | | | | | | | | | | | | | | | | | | | | | | | | | | | | | | | | | | | | | | | | | | | | | | | | | | | | | | | | | | | | | | | | | | | | | | | | | | | | | | | | | | | | | | | | | | | | | | | | | | | | | | | | | | | | | | | | | | | | | | | | | | | | | | | | | | | | | | | | | | | | | | | | | | | | | | | | | | | | | | | | | | | | | | | | | | | | | | | | | | | | | | | | | | | | | | | | | | | | | | | | | | | | | | | | | | | | | | | | | | | | | | | | | | | | | | | | | | | | | | | | | | | | | | | | | | | | | | | | | | | | | | | | | | | | | | | | | | | | | | | | | | | | | | | | | | | | | | | | | | | | | | | | | | | | | | | | | | | | | | | | | | | | | |
| ODU | 30 | 40 | 70 | | | | | | | | | | | | | | | | | | | | | | | | | | | | | | | | | | | | | | | | | | | | | | | | | | | | | | | | | | | | | | | | | | | | | | | | | | | | | | | | | | | | | | | | | | | | | | | | | | | | | | | | | | | | | | | | | | | | | | | | | | | | | | | | | | | | | | | | | | | | | | | | | | | | | | | | | | | | | | | | | | | | | | | | | | | | | | | | | | | | | | | | | | | | | | | | | | | | | | | | | | | | | | | | | | | | | | | | | | | | | | | | | | | | | | | | | | | | | | | | | | | | | | | | | | | | | | | | | | | | | | | | | | | | | | | | | | | | | | | | | | | | | | | | | | | | | | | | | | | | | | | | | | | | | | | | | | | | | | | | | | | | | | | | | | | | | | | | | | | | | | | | | | | | | | | | | | | | | | | | |
| MIN | FG | FT | Reb | A | TP | | | | | | | | | | | | | | | | | | | | | | | | | | | | | | | | | | | | | | | | | | | | | | | | | | | | | | | | | | | | | | | | | | | | | | | | | | | | | | | | | | | | | | | | | | | | | | | | | | | | | | | | | | | | | | | | | | | | | | | | | | | | | | | | | | | | | | | | | | | | | | | | | | | | | | | | | | | | | | | | | | | | | | | | | | | | | | | | | | | | | | | | | | | | | | | | | | | | | | | | | | | | | | | | | | | | | | | | | | | | | | | | | | | | | | | | | | | | | | | | | | | | | | | | | | | | | | | | | | | | | | | | | | | | | | | | | | | | | | | | | | | | | | | | | | | | | | | | | | | | | | | | | | | | | | | | | | | | | | | | | | | | | | | | | | | | | | | | | | | | | | | | | | | | | | | | | | | | | | |
| JMU | 36 | 39 | 75 | | | | | | | | | | | | | | | | | | | | | | | | | | | | | | | | | | | | | | | | | | | | | | | | | | | | | | | | | | | | | | | | | | | | | | | | | | | | | | | | | | | | | | | | | | | | | | | | | | | | | | | | | | | | | | | | | | | | | | | | | | | | | | | | | | | | | | | | | | | | | | | | | | | | | | | | | | | | | | | | | | | | | | | | | | | | | | | | | | | | | | | | | | | | | | | | | | | | | | | | | | | | | | | | | | | | | | | | | | | | | | | | | | | | | | | | | | | | | | | | | | | | | | | | | | | | | | | | | | | | | | | | | | | | | | | | | | | | | | | | | | | | | | | | | | | | | | | | | | | | | | | | | | | | | | | | | | | | | | | | | | | | | | | | | | | | | | | | | | | | | | | | | | | | | | | | | | | | | | | | |
| ODU | 30 | 41 | 71 | | | | | | | | | | | | | | | | | | | | | | | | | | | | | | | | | | | | | | | | | | | | | | | | | | | | | | | | | | | | | | | | | | | | | | | | | | | | | | | | | | | | | | | | | | | | | | | | | | | | | | | | | | | | | | | | | | | | | | | | | | | | | | | | | | | | | | | | | | | | | | | | | | | | | | | | | | | | | | | | | | | | | | | | | | | | | | | | | | | | | | | | | | | | | | | | | | | | | | | | | | | | | | | | | | | | | | | | | | | | | | | | | | | | | | | | | | | | | | | | | | | | | | | | | | | | | | | | | | | | | | | | | | | | | | | | | | | | | | | | | | | | | | | | | | | | | | | | | | | | | | | | | | | | | | | | | | | | | | | | | | | | | | | | | | | | | | | | | | | | | | | | | | | | | | | | | | | | | | | | |
| MIN | FG | FT | Reb | A | TP | | | | | | | | | | | | | | | | | | | | | | | | | | | | | | | | | | | | | | | | | | | | | | | | | | | | | | | | | | | | | | | | | | | | | | | | | | | | | | | | | | | | | | | | | | | | | | | | | | | | | | | | | | | | | | | | | | | | | | | | | | | | | | | | | | | | | | | | | | | | | | | | | | | | | | | | | | | | | | | | | | | | | | | | | | | | | | | | | | | | | | | | | | | | | | | | | | | | | | | | | | | | | | | | | | | | | | | | | | | | | | | | | | | | | | | | | | | | | | | | | | | | | | | | | | | | | | | | | | | | | | | | | | | | | | | | | | | | | | | | | | | | | | | | | | | | | | | | | | | | | | | | | | | | | | | | | | | | | | | | | | | | | | | | | | | | | | | | | | | | | | | | | | | | | | | | | | | | | | |
| DELAWARE | 28 | 37 | 65 | | | | | | | | | | | | | | | | | | | | | | | | | | | | | | | | | | | | | | | | | | | | | | | | | | | | | | | | | | | | | | | | | | | | | | | | | | | | | | | | | | | | | | | | | | | | | | | | | | | | | | | | | | | | | | | | | | | | | | | | | | | | | | | | | | | | | | | | | | | | | | | | | | | | | | | | | | | | | | | | | | | | | | | | | | | | | | | | | | | | | | | | | | | | | | | | | | | | | | | | | | | | | | | | | | | | | | | | | | | | | | | | | | | | | | | | | | | | | | | | | | | | | | | | | | | | | | | | | | | | | | | | | | | | | | | | | | | | | | | | | | | | | | | | | | | | | | | | | | | | | | | | | | | | | | | | | | | | | | | | | | | | | | | | | | | | | | | | | | | | | | | | | | | | | | | | | | | | | | | | |
| ODU | 28 | 48 | 76 | | | | | | | | | | | | | | | | | | | | | | | | | | | | | | | | | | | | | | | | | | | | | | | | | | | | | | | | | | | | | | | | | | | | | | | | | | | | | | | | | | | | | | | | | | | | | | | | | | | | | | | | | | | | | | | | | | | | | | | | | | | | | | | | | | | | | | | | | | | | | | | | | | | | | | | | | | | | | | | | | | | | | | | | | | | | | | | | | | | | | | | | | | | | | | | | | | | | | | | | | | | | | | | | | | | | | | | | | | | | | | | | | | | | | | | | | | | | | | | | | | | | | | | | | | | | | | | | | | | | | | | | | | | | | | | | | | | | | | | | | | | | | | | | | | | | | | | | | | | | | | | | | | | | | | | | | | | | | | | | | | | | | | | | | | | | | | | | | | | | | | | | | | | | | | | | | | | | | | | | |
| MIN | FG | FT | Reb | A | TP | | | | | | | | | | | | | | | | | | | | | | | | | | | | | | | | | | | | | | | | | | | | | | | | | | | | | | | | | | | | | | | | | | | | | | | | | | | | | | | | | | | | | | | | | | | | | | | | | | | | | | | | | | | | | | | | | | | | | | | | | | | | | | | | | | | | | | | | | | | | | | | | | | | | | | | | | | | | | | | | | | | | | | | | | | | | | | | | | | | | | | | | | | | | | | | | | | | | | | | | | | | | | | | | | | | | | | | | | | | | | | | | | | | | | | | | | | | | | | | | | | | | | | | | | | | | | | | | | | | | | | | | | | | | | | | | | | | | | | | | | | | | | | | | | | | | | | | | | | | | | | | | | | | | | | | | | | | | | | | | | | | | | | | | | | | | | | | | | | | | | | | | | | | | | | | | | | | | | | |
| OLD DOMINION | 25 | 36 | 61 | | | | | | | | | | | | | | | | | | | | | | | | | | | | | | | | | | | | | | | | | | | | | | | | | | | | | | | | | | | | | | | | | | | | | | | | | | | | | | | | | | | | | | | | | | | | | | | | | | | | | | | | | | | | | | | | | | | | | | | | | | | | | | | | | | | | | | | | | | | | | | | | | | | | | | | | | | | | | | | | | | | | | | | | | | | | | | | | | | | | | | | | | | | | | | | | | | | | | | | | | | | | | | | | | | | | | | | | | | | | | | | | | | | | | | | | | | | | | | | | | | | | | | | | | | | | | | | | | | | | | | | | | | | | | | | | | | | | | | | | | | | | | | | | | | | | | | | | | | | | | | | | | | | | | | | | | | | | | | | | | | | | | | | | | | | | | | | | | | | | | | | | | | | | | | | | | | | | | | | | |
| ODU | 20 | 43 | 63 | | | | | | | | | | | | | | | | | | | | | | | | | | | | | | | | | | | | | | | | | | | | | | | | | | | | | | | | | | | | | | | | | | | | | | | | | | | | | | | | | | | | | | | | | | | | | | | | | | | | | | | | | | | | | | | | | | | | | | | | | | | | | | | | | | | | | | | | | | | | | | | | | | | | | | | | | | | | | | | | | | | | | | | | | | | | | | | | | | | | | | | | | | | | | | | | | | | | | | | | | | | | | | | | | | | | | | | | | | | | | | | | | | | | | | | | | | | | | | | | | | | | | | | | | | | | | | | | | | | | | | | | | | | | | | | | | | | | | | | | | | | | | | | | | | | | | | | | | | | | | | | | | | | | | | | | | | | | | | | | | | | | | | | | | | | | | | | | | | | | | | | | | | | | | | | | | | | | | | | | |
| ATT: 8,080 | ATT: 6,313 | ATT: 3,418 | ATT: 6,944 | | | | | | | | | | | | | | | | | | | | | | | | | | | | | | | | | | | | | | | | | | | | | | | | | | | | | | | | | | | | | | | | | | | | | | | | | | | | | | | | | | | | | | | | | | | | | | | | | | | | | | | | | | | | | | | | | | | | | | | | | | | | | | | | | | | | | | | | | | | | | | | | | | | | | | | | | | | | | | | | | | | | | | | | | | | | | | | | | | | | | | | | | | | | | | | | | | | | | | | | | | | | | | | | | | | | | | | | | | | | | | | | | | | | | | | | | | | | | | | | | | | | | | | | | | | | | | | | | | | | | | | | | | | | | | | | | | | | | | | | | | | | | | | | | | | | | | | | | | | | | | | | | | | | | | | | | | | | | | | | | | | | | | | | | | | | | | | | | | | | | | | | | | | | | | | | | | | | | | | | |
| Officials: Gladden, Walton, & Clinton | Officials: Hess, Natilli, & Kersey | Officials: Shows, Nestor, & Tuit | Officials: | | | | | | | | | | | | | | | | | | | | | | | | | | | | | | | | | | | | | | | | | | | | | | | | | | | | | | | | | | | | | | | | | | | | | | | | | | | | | | | | | | | | | | | | | | | | | | | | | | | | | | | | | | | | | | | | | | | | | | | | | | | | | | | | | | | | | | | | | | | | | | | | | | | | | | | | | | | | | | | | | | | | | | | | | | | | | | | | | | | | | | | | | | | | | | | | | | | | | | | | | | | | | | | | | | | | | | | | | | | | | | | | | | | | | | | | | | | | | | | | | | | | | | | | | | | | | | | | | | | | | | | | | | | | | | | | | | | | | | | | | | | | | | | | | | | | | | | | | | | | | | | | | | | | | | | | | | | | | | | | | | | | | | | | | | | | | | | | | | | | | | | | | | | | | | | | | | | | | | | | |
| December 29, 2012 Constant Center * Norfolk, VA | January 2, 2013 Constant Center * Norfolk, VA | January 5, 2013 Constant Center * Norfolk, VA | January 10, 2013 Patriot Center * Fairfax, VA | | | | | | | | | | | | | | | | | | | | | | | | | | | | | | | | | | | | | | | | | | | | | | | | | | | | | | | | | | | | | | | | | | | | | | | | | | | | | | | | | | | | | | | | | | | | | | | | | | | | | | | | | | | | | | | | | | | | | | | | | | | | | | | | | | | | | | | | | | | | | | | | | | | | | | | | | | | | | | | | | | | | | | | | | | | | | | | | | | | | | | | | | | | | | | | | | | | | | | | | | | | | | | | | | | | | | | | | | | | | | | | | | | | | | | | | | | | | | | | | | | | | | | | | | | | | | | | | | | | | | | | | | | | | | | | | | | | | | | | | | | | | | | | | | | | | | | | | | | | | | | | | | | | | | | | | | | | | | | | | | | | | | | | | | | | | | | | | | | | | | | | | | | | | | | | | | | | | | | | | |
| FAIRFIELD 55 OLD DOMINION 54 | JMU 58 OLD DOMINION 55 | DELAWARE 84 OLD DOMINION 72 | OLD DOMINION 46 GEORGE MASON 71 | | | | | | | | | | | | | | | | | | | | | | | | | | | | | | | | | | | | | | | | | | | | | | | | | | | | | | | | | | | | | | | | | | | | | | | | | | | | | | | | | | | | | | | | | | | | | | | | | | | | | | | | | | | | | | | | | | | | | | | | | | | | | | | | | | | | | | | | | | | | | | | | | | | | | | | | | | | | | | | | | | | | | | | | | | | | | | | | | | | | | | | | | | | | | | | | | | | | | | | | | | | | | | | | | | | | | | | | | | | | | | | | | | | | | | | | | | | | | | | | | | | | | | | | | | | | | | | | | | | | | | | | | | | | | | | | | | | | | | | | | | | | | | | | | | | | | | | | | | | | | | | | | | | | | | | | | | | | | | | | | | | | | | | | | | | | | | | | | | | | | | | | | | | | | | | | | | | | | | | | |
| FAIRFIELD | JMU | DELAWARE | OLD DOMINION | | | | | | | | | | | | | | | | | | | | | | | | | | | | | | | | | | | | | | | | | | | | | | | | | | | | | | | | | | | | | | | | | | | | | | | | | | | | | | | | | | | | | | | | | | | | | | | | | | | | | | | | | | | | | | | | | | | | | | | | | | | | | | | | | | | | | | | | | | | | | | | | | | | | | | | | | | | | | | | | | | | | | | | | | | | | | | | | | | | | | | | | | | | | | | | | | | | | | | | | | | | | | | | | | | | | | | | | | | | | | | | | | | | | | | | | | | | | | | | | | | | | | | | | | | | | | | | | | | | | | | | | | | | | | | | | | | | | | | | | | | | | | | | | | | | | | | | | | | | | | | | | | | | | | | | | | | | | | | | | | | | | | | | | | | | | | | | | | | | | | | | | | | | | | | | | | | | | | | | | |
| <table border="1" style="width: 100%; border-collapse: collapse;"> <thead> <tr> <th>MIN</th> <th>FG</th> <th>FT</th> <th>Reb</th> <th>A</th> <th>TP</th> </tr> </thead> <tbody> <tr><td>Gilbert</td><td>32</td><td>3-4</td><td>1-1</td><td>10</td><td>0</td><td>8</td></tr> <tr><td>Sidibe</td><td>24</td><td>5-9</td><td>0-0</td><td>1</td><td>0</td><td>10</td></tr> <tr><td>Matthews</td><td>23</td><td>3-9</td><td>1-1</td><td>4</td><td>2</td><td>7</td></tr> <tr><td>Needham</td><td>28</td><td>3-12</td><td>0-2</td><td>1</td><td>2</td><td>8</td></tr> <tr><td>Nickerson</td><td>32</td><td>3-7</td><td>2-4</td><td>3</td><td>3</td><td>8</td></tr> <tr><td>Jenkins</td><td>4</td><td>0-0</td><td>0-0</td><td>0</td><td>0</td><td>0</td></tr> <tr><td>Wade</td><td>24</td><td>1-5</td><td>0-0</td><td>2</td><td>3</td><td>3</td></tr> <tr><td>Barrow</td><td>18</td><td>3-5</td><td>1-1</td><td>1</td><td>0</td><td>7</td></tr> <tr><td>Johnson</td><td>10</td><td>1-1</td><td>0-1</td><td>1</td><td>0</td><td>2</td></tr> <tr><td>Mikulic</td><td>5</td><td>1-2</td><td>0-0</td><td>0</td><td>0</td><td>2</td></tr> <tr><td>Team</td><td></td><td></td><td>3</td><td></td><td></td><td></td></tr> <tr><td>TOTALS</td><td>200</td><td>23-51</td><td>5-10</td><td>26</td><td>9</td><td>55</td></tr> </tbody> </table> <p>Percentages: FG- 45% FT- 50% 3FG- 52% (Gilbert 1-2, Needham 2-7, Nickerson 0-1, Wade 1-3, Mikulic 0-1) Turnovers - 9 (Gilbert 2, Sidibe 2, Matthews 1, Needham 1, Nickerson 1, Jenkins 1, Johnson 1) Steals - 8 (Nickerson 3, Gilbert 2, Matthews 2, Wade 1) Blocks - 6 (Gilbert 2, Matthews 2, Nickerson 1, Johnson 1)</p> | MIN | FG | FT | Reb | A | TP | Gilbert | 32 | 3-4 | 1-1 | 10 | 0 | 8 | Sidibe | 24 | 5-9 | 0-0 | 1 | 0 | 10 | Matthews | 23 | 3-9 | 1-1 | 4 | 2 | 7 | Needham | 28 | 3-12 | 0-2 | 1 | 2 | 8 | Nickerson | 32 | 3-7 | 2-4 | 3 | 3 | 8 | Jenkins | 4 | 0-0 | 0-0 | 0 | 0 | 0 | Wade | 24 | 1-5 | 0-0 | 2 | 3 | 3 | Barrow | 18 | 3-5 | 1-1 | 1 | 0 | 7 | Johnson | 10 | 1-1 | 0-1 | 1 | 0 | 2 | Mikulic | 5 | 1-2 | 0-0 | 0 | 0 | 2 | Team | | | 3 | | | | TOTALS | 200 | 23-51 | 5-10 | 26 | 9 | 55 | <table border="1" style="width: 100%; border-collapse: collapse;"> <thead> <tr> <th>MIN</th> <th>FG</th> <th>FT</th> <th>Reb</th> <th>A</th> <th>TP</th> </tr> </thead> <tbody> <tr><td>Semenov</td><td>19</td><td>1-9</td><td>0-0</td><td>2</td><td>1</td><td>3</td></tr> <tr><td>Goins</td><td>37</td><td>6-15</td><td>3-6</td><td>9</td><td>1</td><td>16</td></tr> <tr><td>Curry</td><td>33</td><td>5-10</td><td>1-2</td><td>2</td><td>4</td><td>13</td></tr> <tr><td>Diouf</td><td>29</td><td>4-5</td><td>1-3</td><td>5</td><td>0</td><td>9</td></tr> <tr><td>Nation</td><td>33</td><td>1-6</td><td>2-4</td><td>4</td><td>4</td><td>5</td></tr> <tr><td>Davis</td><td>16</td><td>2-7</td><td>0-0</td><td>1</td><td>1</td><td>5</td></tr> <tr><td>Hood</td><td>2</td><td>0-1</td><td>0-0</td><td>1</td><td>0</td><td>0</td></tr> <tr><td>Cooke</td><td>21</td><td>0-0</td><td>5-6</td><td>6</td><td>1</td><td>5</td></tr> <tr><td>Bessick</td><td>10</td><td>1-2</td><td>0-0</td><td>1</td><td>0</td><td>2</td></tr> <tr><td>Team</td><td></td><td></td><td>6</td><td></td><td></td><td></td></tr> <tr><td>TOTALS</td><td>200</td><td>20-55</td><td>9-15</td><td>37</td><td>12</td><td>58</td></tr> </tbody> </table> <p>Percentages: FG- 36% FT- 57% 3FG- 52% (Semenov 1-4, Goins 1-1, Curry 2-3, Nation 1-2, Davis 1-4) Turnovers - 10 (Goins 2, Curry 1, Diouf 2, Nation 2, Davis 3) Steals - 8 (Semenov 2, Curry 1, Diouf 1, Nation 2, Davis 1, Cooke 1)</p> | MIN | FG | FT | Reb | A | TP | Semenov | 19 | 1-9 | 0-0 | 2 | 1 | 3 | Goins | 37 | 6-15 | 3-6 | 9 | 1 | 16 | Curry | 33 | 5-10 | 1-2 | 2 | 4 | 13 | Diouf | 29 | 4-5 | 1-3 | 5 | 0 | 9 | Nation | 33 | 1-6 | 2-4 | 4 | 4 | 5 | Davis | 16 | 2-7 | 0-0 | 1 | 1 | 5 | Hood | 2 | 0-1 | 0-0 | 1 | 0 | 0 | Cooke | 21 | 0-0 | 5-6 | 6 | 1 | 5 | Bessick | 10 | 1-2 | 0-0 | 1 | 0 | 2 | Team | | | 6 | | | | TOTALS | 200 | 20-55 | 9-15 | 37 | 12 | 58 | <table border="1" style="width: 100%; border-collapse: collapse;"> <thead> <tr> <th>MIN</th> <th>FG</th> <th>FT</th> <th>Reb</th> <th>A</th> <th>TP</th> </tr> </thead> <tbody> <tr><td>Brinkley</td><td>33</td><td>2-5</td><td>7-10</td><td>5</td><td>0</td><td>11</td></tr> <tr><td>Hagins</td><td>27</td><td>4-6</td><td>3-4</td><td>16</td><td>1</td><td>11</td></tr> <tr><td>Threatt</td><td>29</td><td>0-4</td><td>19-20</td><td>6</td><td>5</td><td>19</td></tr> <tr><td>Saddler</td><td>40</td><td>7-13</td><td>10-10</td><td>5</td><td>3</td><td>27</td></tr> <tr><td>Anderson</td><td>31</td><td>3-7</td><td>0-1</td><td>3</td><td>2</td><td>8</td></tr> <tr><td>Rogers</td><td>13</td><td>0-2</td><td>2-2</td><td>1</td><td>2</td><td>2</td></tr> <tr><td>Savage</td><td>6</td><td>1-1</td><td>0-0</td><td>3</td><td>0</td><td>2</td></tr> <tr><td>King-Davis</td><td>14</td><td>1-3</td><td>0-2</td><td>0</td><td>1</td><td>2</td></tr> <tr><td>Baptiste</td><td>7</td><td>1-1</td><td>0-1</td><td>2</td><td>0</td><td>2</td></tr> <tr><td>Team</td><td></td><td></td><td>2</td><td></td><td></td><td></td></tr> <tr><td>TOTALS</td><td>200</td><td>19-42</td><td>41-50</td><td>43</td><td>14</td><td>84</td></tr> </tbody> </table> <p>Percentages: FG- 45% FT- 82% 3FG- 52% (Threatt 0-1, Saddler 3-6, Anderson 2-6, Rogers 0-1) Turnovers - 21 (Brinkley 2, Hagins 4, Threatt 4, Saddler 4, Anderson 2, Rogers 2) Steals - 11 (Hagins 3, Threatt 2, Saddler 1, Anderson 2, Rogers 1, King-Davis 1, Baptiste 1)</p> | MIN | FG | FT | Reb | A | TP | Brinkley | 33 | 2-5 | 7-10 | 5 | 0 | 11 | Hagins | 27 | 4-6 | 3-4 | 16 | 1 | 11 | Threatt | 29 | 0-4 | 19-20 | 6 | 5 | 19 | Saddler | 40 | 7-13 | 10-10 | 5 | 3 | 27 | Anderson | 31 | 3-7 | 0-1 | 3 | 2 | 8 | Rogers | 13 | 0-2 | 2-2 | 1 | 2 | 2 | Savage | 6 | 1-1 | 0-0 | 3 | 0 | 2 | King-Davis | 14 | 1-3 | 0-2 | 0 | 1 | 2 | Baptiste | 7 | 1-1 | 0-1 | 2 | 0 | 2 | Team | | | 2 | | | | TOTALS | 200 | 19-42 | 41-50 | 43 | 14 | 84 | <table border="1" style="width: 100%; border-collapse: collapse;"> <thead> <tr> <th>MIN</th> <th>FG</th> <th>FT</th> <th>Reb</th> <th>A</th> <th>TP</th> </tr> </thead> <tbody> <tr><td>Painter</td><td>20</td><td>1-5</td><td>3-4</td><td>6</td><td>0</td><td>5</td></tr> <tr><td>Wright</td><td>29</td><td>4-8</td><td>5-6</td><td>3</td><td>0</td><td>14</td></tr> <tr><td>Palmore</td><td>29</td><td>3-7</td><td>7-8</td><td>5</td><td>1</td><td>13</td></tr> <tr><td>Clark</td><td>28</td><td>2-6</td><td>1-3</td><td>2</td><td>0</td><td>5</td></tr> <tr><td>Hill</td><td>18</td><td>0-3</td><td>0-0</td><td>1</td><td>0</td><td>0</td></tr> <tr><td>Bacote</td><td>23</td><td>2-7</td><td>2-4</td><td>2</td><td>1</td><td>6</td></tr> <tr><td>Batten</td><td>22</td><td>0-7</td><td>0-0</td><td>1</td><td>0</td><td>0</td></tr> <tr><td>Ross</td><td>22</td><td>0-3</td><td>3-4</td><td>8</td><td>0</td><td>3</td></tr> <tr><td>Larsen</td><td>9</td><td>0-2</td><td>0-0</td><td>1</td><td>0</td><td>0</td></tr> <tr><td>Team</td><td></td><td></td><td>6</td><td></td><td></td><td></td></tr> <tr><td>TOTALS</td><td>200</td><td>12-48</td><td>21-29</td><td>35</td><td>2</td><td>46</td></tr> </tbody> </table> <p>Percentages: FG- 25% FT- 72% 3FG- 52% (Wright 1-1, Clark 0-1, Hill 0-2, Bacote 0-3, Batten 0-2) Turnovers - 24 (Painter 4, Wright 2, Palmore 4, Clark 1, Hill 3, Bacote 6, Batten 3, Ross 1) Steals - 4 (Wright 1, Palmore 1, Clark 1, Ross 1) Blocks - 4 (Wright 1, Ross 2, Larsen 1)</p> | MIN | FG | FT | Reb | A | TP | Painter | 20 | 1-5 | 3-4 | 6 | 0 | 5 | Wright | 29 | 4-8 | 5-6 | 3 | 0 | 14 | Palmore | 29 | 3-7 | 7-8 | 5 | 1 | 13 | Clark | 28 | 2-6 | 1-3 | 2 | 0 | 5 | Hill | 18 | 0-3 | 0-0 | 1 | 0 | 0 | Bacote | 23 | 2-7 | 2-4 | 2 | 1 | 6 | Batten | 22 | 0-7 | 0-0 | 1 | 0 | 0 | Ross | 22 | 0-3 | 3-4 | 8 | 0 | 3 | Larsen | 9 | 0-2 | 0-0 | 1 | 0 | 0 | Team | | | 6 | | | | TOTALS | 200 | 12-48 | 21-29 | 35 | 2 | 46 | | | | | | | | | | | | | | | | | | | | | |
| MIN | FG | FT | Reb | A | TP | | | | | | | | | | | | | | | | | | | | | | | | | | | | | | | | | | | | | | | | | | | | | | | | | | | | | | | | | | | | | | | | | | | | | | | | | | | | | | | | | | | | | | | | | | | | | | | | | | | | | | | | | | | | | | | | | | | | | | | | | | | | | | | | | | | | | | | | | | | | | | | | | | | | | | | | | | | | | | | | | | | | | | | | | | | | | | | | | | | | | | | | | | | | | | | | | | | | | | | | | | | | | | | | | | | | | | | | | | | | | | | | | | | | | | | | | | | | | | | | | | | | | | | | | | | | | | | | | | | | | | | | | | | | | | | | | | | | | | | | | | | | | | | | | | | | | | | | | | | | | | | | | | | | | | | | | | | | | | | | | | | | | | | | | | | | | | | | | | | | | | | | | | | | | | | | | | | | | | |
| Gilbert | 32 | 3-4 | 1-1 | 10 | 0 | 8 | | | | | | | | | | | | | | | | | | | | | | | | | | | | | | | | | | | | | | | | | | | | | | | | | | | | | | | | | | | | | | | | | | | | | | | | | | | | | | | | | | | | | | | | | | | | | | | | | | | | | | | | | | | | | | | | | | | | | | | | | | | | | | | | | | | | | | | | | | | | | | | | | | | | | | | | | | | | | | | | | | | | | | | | | | | | | | | | | | | | | | | | | | | | | | | | | | | | | | | | | | | | | | | | | | | | | | | | | | | | | | | | | | | | | | | | | | | | | | | | | | | | | | | | | | | | | | | | | | | | | | | | | | | | | | | | | | | | | | | | | | | | | | | | | | | | | | | | | | | | | | | | | | | | | | | | | | | | | | | | | | | | | | | | | | | | | | | | | | | | | | | | | | | | | | | | | | | | | |
| Sidibe | 24 | 5-9 | 0-0 | 1 | 0 | 10 | | | | | | | | | | | | | | | | | | | | | | | | | | | | | | | | | | | | | | | | | | | | | | | | | | | | | | | | | | | | | | | | | | | | | | | | | | | | | | | | | | | | | | | | | | | | | | | | | | | | | | | | | | | | | | | | | | | | | | | | | | | | | | | | | | | | | | | | | | | | | | | | | | | | | | | | | | | | | | | | | | | | | | | | | | | | | | | | | | | | | | | | | | | | | | | | | | | | | | | | | | | | | | | | | | | | | | | | | | | | | | | | | | | | | | | | | | | | | | | | | | | | | | | | | | | | | | | | | | | | | | | | | | | | | | | | | | | | | | | | | | | | | | | | | | | | | | | | | | | | | | | | | | | | | | | | | | | | | | | | | | | | | | | | | | | | | | | | | | | | | | | | | | | | | | | | | | | | | |
| Matthews | 23 | 3-9 | 1-1 | 4 | 2 | 7 | | | | | | | | | | | | | | | | | | | | | | | | | | | | | | | | | | | | | | | | | | | | | | | | | | | | | | | | | | | | | | | | | | | | | | | | | | | | | | | | | | | | | | | | | | | | | | | | | | | | | | | | | | | | | | | | | | | | | | | | | | | | | | | | | | | | | | | | | | | | | | | | | | | | | | | | | | | | | | | | | | | | | | | | | | | | | | | | | | | | | | | | | | | | | | | | | | | | | | | | | | | | | | | | | | | | | | | | | | | | | | | | | | | | | | | | | | | | | | | | | | | | | | | | | | | | | | | | | | | | | | | | | | | | | | | | | | | | | | | | | | | | | | | | | | | | | | | | | | | | | | | | | | | | | | | | | | | | | | | | | | | | | | | | | | | | | | | | | | | | | | | | | | | | | | | | | | | | | |
| Needham | 28 | 3-12 | 0-2 | 1 | 2 | 8 | | | | | | | | | | | | | | | | | | | | | | | | | | | | | | | | | | | | | | | | | | | | | | | | | | | | | | | | | | | | | | | | | | | | | | | | | | | | | | | | | | | | | | | | | | | | | | | | | | | | | | | | | | | | | | | | | | | | | | | | | | | | | | | | | | | | | | | | | | | | | | | | | | | | | | | | | | | | | | | | | | | | | | | | | | | | | | | | | | | | | | | | | | | | | | | | | | | | | | | | | | | | | | | | | | | | | | | | | | | | | | | | | | | | | | | | | | | | | | | | | | | | | | | | | | | | | | | | | | | | | | | | | | | | | | | | | | | | | | | | | | | | | | | | | | | | | | | | | | | | | | | | | | | | | | | | | | | | | | | | | | | | | | | | | | | | | | | | | | | | | | | | | | | | | | | | | | | | | |
| Nickerson | 32 | 3-7 | 2-4 | 3 | 3 | 8 | | | | | | | | | | | | | | | | | | | | | | | | | | | | | | | | | | | | | | | | | | | | | | | | | | | | | | | | | | | | | | | | | | | | | | | | | | | | | | | | | | | | | | | | | | | | | | | | | | | | | | | | | | | | | | | | | | | | | | | | | | | | | | | | | | | | | | | | | | | | | | | | | | | | | | | | | | | | | | | | | | | | | | | | | | | | | | | | | | | | | | | | | | | | | | | | | | | | | | | | | | | | | | | | | | | | | | | | | | | | | | | | | | | | | | | | | | | | | | | | | | | | | | | | | | | | | | | | | | | | | | | | | | | | | | | | | | | | | | | | | | | | | | | | | | | | | | | | | | | | | | | | | | | | | | | | | | | | | | | | | | | | | | | | | | | | | | | | | | | | | | | | | | | | | | | | | | | | | |
| Jenkins | 4 | 0-0 | 0-0 | 0 | 0 | 0 | | | | | | | | | | | | | | | | | | | | | | | | | | | | | | | | | | | | | | | | | | | | | | | | | | | | | | | | | | | | | | | | | | | | | | | | | | | | | | | | | | | | | | | | | | | | | | | | | | | | | | | | | | | | | | | | | | | | | | | | | | | | | | | | | | | | | | | | | | | | | | | | | | | | | | | | | | | | | | | | | | | | | | | | | | | | | | | | | | | | | | | | | | | | | | | | | | | | | | | | | | | | | | | | | | | | | | | | | | | | | | | | | | | | | | | | | | | | | | | | | | | | | | | | | | | | | | | | | | | | | | | | | | | | | | | | | | | | | | | | | | | | | | | | | | | | | | | | | | | | | | | | | | | | | | | | | | | | | | | | | | | | | | | | | | | | | | | | | | | | | | | | | | | | | | | | | | | | | |
| Wade | 24 | 1-5 | 0-0 | 2 | 3 | 3 | | | | | | | | | | | | | | | | | | | | | | | | | | | | | | | | | | | | | | | | | | | | | | | | | | | | | | | | | | | | | | | | | | | | | | | | | | | | | | | | | | | | | | | | | | | | | | | | | | | | | | | | | | | | | | | | | | | | | | | | | | | | | | | | | | | | | | | | | | | | | | | | | | | | | | | | | | | | | | | | | | | | | | | | | | | | | | | | | | | | | | | | | | | | | | | | | | | | | | | | | | | | | | | | | | | | | | | | | | | | | | | | | | | | | | | | | | | | | | | | | | | | | | | | | | | | | | | | | | | | | | | | | | | | | | | | | | | | | | | | | | | | | | | | | | | | | | | | | | | | | | | | | | | | | | | | | | | | | | | | | | | | | | | | | | | | | | | | | | | | | | | | | | | | | | | | | | | | | |
| Barrow | 18 | 3-5 | 1-1 | 1 | 0 | 7 | | | | | | | | | | | | | | | | | | | | | | | | | | | | | | | | | | | | | | | | | | | | | | | | | | | | | | | | | | | | | | | | | | | | | | | | | | | | | | | | | | | | | | | | | | | | | | | | | | | | | | | | | | | | | | | | | | | | | | | | | | | | | | | | | | | | | | | | | | | | | | | | | | | | | | | | | | | | | | | | | | | | | | | | | | | | | | | | | | | | | | | | | | | | | | | | | | | | | | | | | | | | | | | | | | | | | | | | | | | | | | | | | | | | | | | | | | | | | | | | | | | | | | | | | | | | | | | | | | | | | | | | | | | | | | | | | | | | | | | | | | | | | | | | | | | | | | | | | | | | | | | | | | | | | | | | | | | | | | | | | | | | | | | | | | | | | | | | | | | | | | | | | | | | | | | | | | | | | |
| Johnson | 10 | 1-1 | 0-1 | 1 | 0 | 2 | | | | | | | | | | | | | | | | | | | | | | | | | | | | | | | | | | | | | | | | | | | | | | | | | | | | | | | | | | | | | | | | | | | | | | | | | | | | | | | | | | | | | | | | | | | | | | | | | | | | | | | | | | | | | | | | | | | | | | | | | | | | | | | | | | | | | | | | | | | | | | | | | | | | | | | | | | | | | | | | | | | | | | | | | | | | | | | | | | | | | | | | | | | | | | | | | | | | | | | | | | | | | | | | | | | | | | | | | | | | | | | | | | | | | | | | | | | | | | | | | | | | | | | | | | | | | | | | | | | | | | | | | | | | | | | | | | | | | | | | | | | | | | | | | | | | | | | | | | | | | | | | | | | | | | | | | | | | | | | | | | | | | | | | | | | | | | | | | | | | | | | | | | | | | | | | | | | | | |
| Mikulic | 5 | 1-2 | 0-0 | 0 | 0 | 2 | | | | | | | | | | | | | | | | | | | | | | | | | | | | | | | | | | | | | | | | | | | | | | | | | | | | | | | | | | | | | | | | | | | | | | | | | | | | | | | | | | | | | | | | | | | | | | | | | | | | | | | | | | | | | | | | | | | | | | | | | | | | | | | | | | | | | | | | | | | | | | | | | | | | | | | | | | | | | | | | | | | | | | | | | | | | | | | | | | | | | | | | | | | | | | | | | | | | | | | | | | | | | | | | | | | | | | | | | | | | | | | | | | | | | | | | | | | | | | | | | | | | | | | | | | | | | | | | | | | | | | | | | | | | | | | | | | | | | | | | | | | | | | | | | | | | | | | | | | | | | | | | | | | | | | | | | | | | | | | | | | | | | | | | | | | | | | | | | | | | | | | | | | | | | | | | | | | | | |
| Team | | | 3 | | | | | | | | | | | | | | | | | | | | | | | | | | | | | | | | | | | | | | | | | | | | | | | | | | | | | | | | | | | | | | | | | | | | | | | | | | | | | | | | | | | | | | | | | | | | | | | | | | | | | | | | | | | | | | | | | | | | | | | | | | | | | | | | | | | | | | | | | | | | | | | | | | | | | | | | | | | | | | | | | | | | | | | | | | | | | | | | | | | | | | | | | | | | | | | | | | | | | | | | | | | | | | | | | | | | | | | | | | | | | | | | | | | | | | | | | | | | | | | | | | | | | | | | | | | | | | | | | | | | | | | | | | | | | | | | | | | | | | | | | | | | | | | | | | | | | | | | | | | | | | | | | | | | | | | | | | | | | | | | | | | | | | | | | | | | | | | | | | | | | | | | | | | | | | | | | | | | | | | | |
| TOTALS | 200 | 23-51 | 5-10 | 26 | 9 | 55 | | | | | | | | | | | | | | | | | | | | | | | | | | | | | | | | | | | | | | | | | | | | | | | | | | | | | | | | | | | | | | | | | | | | | | | | | | | | | | | | | | | | | | | | | | | | | | | | | | | | | | | | | | | | | | | | | | | | | | | | | | | | | | | | | | | | | | | | | | | | | | | | | | | | | | | | | | | | | | | | | | | | | | | | | | | | | | | | | | | | | | | | | | | | | | | | | | | | | | | | | | | | | | | | | | | | | | | | | | | | | | | | | | | | | | | | | | | | | | | | | | | | | | | | | | | | | | | | | | | | | | | | | | | | | | | | | | | | | | | | | | | | | | | | | | | | | | | | | | | | | | | | | | | | | | | | | | | | | | | | | | | | | | | | | | | | | | | | | | | | | | | | | | | | | | | | | | | | | |
| MIN | FG | FT | Reb | A | TP | | | | | | | | | | | | | | | | | | | | | | | | | | | | | | | | | | | | | | | | | | | | | | | | | | | | | | | | | | | | | | | | | | | | | | | | | | | | | | | | | | | | | | | | | | | | | | | | | | | | | | | | | | | | | | | | | | | | | | | | | | | | | | | | | | | | | | | | | | | | | | | | | | | | | | | | | | | | | | | | | | | | | | | | | | | | | | | | | | | | | | | | | | | | | | | | | | | | | | | | | | | | | | | | | | | | | | | | | | | | | | | | | | | | | | | | | | | | | | | | | | | | | | | | | | | | | | | | | | | | | | | | | | | | | | | | | | | | | | | | | | | | | | | | | | | | | | | | | | | | | | | | | | | | | | | | | | | | | | | | | | | | | | | | | | | | | | | | | | | | | | | | | | | | | | | | | | | | | | |
| Semenov | 19 | 1-9 | 0-0 | 2 | 1 | 3 | | | | | | | | | | | | | | | | | | | | | | | | | | | | | | | | | | | | | | | | | | | | | | | | | | | | | | | | | | | | | | | | | | | | | | | | | | | | | | | | | | | | | | | | | | | | | | | | | | | | | | | | | | | | | | | | | | | | | | | | | | | | | | | | | | | | | | | | | | | | | | | | | | | | | | | | | | | | | | | | | | | | | | | | | | | | | | | | | | | | | | | | | | | | | | | | | | | | | | | | | | | | | | | | | | | | | | | | | | | | | | | | | | | | | | | | | | | | | | | | | | | | | | | | | | | | | | | | | | | | | | | | | | | | | | | | | | | | | | | | | | | | | | | | | | | | | | | | | | | | | | | | | | | | | | | | | | | | | | | | | | | | | | | | | | | | | | | | | | | | | | | | | | | | | | | | | | | | | |
| Goins | 37 | 6-15 | 3-6 | 9 | 1 | 16 | | | | | | | | | | | | | | | | | | | | | | | | | | | | | | | | | | | | | | | | | | | | | | | | | | | | | | | | | | | | | | | | | | | | | | | | | | | | | | | | | | | | | | | | | | | | | | | | | | | | | | | | | | | | | | | | | | | | | | | | | | | | | | | | | | | | | | | | | | | | | | | | | | | | | | | | | | | | | | | | | | | | | | | | | | | | | | | | | | | | | | | | | | | | | | | | | | | | | | | | | | | | | | | | | | | | | | | | | | | | | | | | | | | | | | | | | | | | | | | | | | | | | | | | | | | | | | | | | | | | | | | | | | | | | | | | | | | | | | | | | | | | | | | | | | | | | | | | | | | | | | | | | | | | | | | | | | | | | | | | | | | | | | | | | | | | | | | | | | | | | | | | | | | | | | | | | | | | | |
| Curry | 33 | 5-10 | 1-2 | 2 | 4 | 13 | | | | | | | | | | | | | | | | | | | | | | | | | | | | | | | | | | | | | | | | | | | | | | | | | | | | | | | | | | | | | | | | | | | | | | | | | | | | | | | | | | | | | | | | | | | | | | | | | | | | | | | | | | | | | | | | | | | | | | | | | | | | | | | | | | | | | | | | | | | | | | | | | | | | | | | | | | | | | | | | | | | | | | | | | | | | | | | | | | | | | | | | | | | | | | | | | | | | | | | | | | | | | | | | | | | | | | | | | | | | | | | | | | | | | | | | | | | | | | | | | | | | | | | | | | | | | | | | | | | | | | | | | | | | | | | | | | | | | | | | | | | | | | | | | | | | | | | | | | | | | | | | | | | | | | | | | | | | | | | | | | | | | | | | | | | | | | | | | | | | | | | | | | | | | | | | | | | | | |
| Diouf | 29 | 4-5 | 1-3 | 5 | 0 | 9 | | | | | | | | | | | | | | | | | | | | | | | | | | | | | | | | | | | | | | | | | | | | | | | | | | | | | | | | | | | | | | | | | | | | | | | | | | | | | | | | | | | | | | | | | | | | | | | | | | | | | | | | | | | | | | | | | | | | | | | | | | | | | | | | | | | | | | | | | | | | | | | | | | | | | | | | | | | | | | | | | | | | | | | | | | | | | | | | | | | | | | | | | | | | | | | | | | | | | | | | | | | | | | | | | | | | | | | | | | | | | | | | | | | | | | | | | | | | | | | | | | | | | | | | | | | | | | | | | | | | | | | | | | | | | | | | | | | | | | | | | | | | | | | | | | | | | | | | | | | | | | | | | | | | | | | | | | | | | | | | | | | | | | | | | | | | | | | | | | | | | | | | | | | | | | | | | | | | | |
| Nation | 33 | 1-6 | 2-4 | 4 | 4 | 5 | | | | | | | | | | | | | | | | | | | | | | | | | | | | | | | | | | | | | | | | | | | | | | | | | | | | | | | | | | | | | | | | | | | | | | | | | | | | | | | | | | | | | | | | | | | | | | | | | | | | | | | | | | | | | | | | | | | | | | | | | | | | | | | | | | | | | | | | | | | | | | | | | | | | | | | | | | | | | | | | | | | | | | | | | | | | | | | | | | | | | | | | | | | | | | | | | | | | | | | | | | | | | | | | | | | | | | | | | | | | | | | | | | | | | | | | | | | | | | | | | | | | | | | | | | | | | | | | | | | | | | | | | | | | | | | | | | | | | | | | | | | | | | | | | | | | | | | | | | | | | | | | | | | | | | | | | | | | | | | | | | | | | | | | | | | | | | | | | | | | | | | | | | | | | | | | | | | | | |
| Davis | 16 | 2-7 | 0-0 | 1 | 1 | 5 | | | | | | | | | | | | | | | | | | | | | | | | | | | | | | | | | | | | | | | | | | | | | | | | | | | | | | | | | | | | | | | | | | | | | | | | | | | | | | | | | | | | | | | | | | | | | | | | | | | | | | | | | | | | | | | | | | | | | | | | | | | | | | | | | | | | | | | | | | | | | | | | | | | | | | | | | | | | | | | | | | | | | | | | | | | | | | | | | | | | | | | | | | | | | | | | | | | | | | | | | | | | | | | | | | | | | | | | | | | | | | | | | | | | | | | | | | | | | | | | | | | | | | | | | | | | | | | | | | | | | | | | | | | | | | | | | | | | | | | | | | | | | | | | | | | | | | | | | | | | | | | | | | | | | | | | | | | | | | | | | | | | | | | | | | | | | | | | | | | | | | | | | | | | | | | | | | | | | |
| Hood | 2 | 0-1 | 0-0 | 1 | 0 | 0 | | | | | | | | | | | | | | | | | | | | | | | | | | | | | | | | | | | | | | | | | | | | | | | | | | | | | | | | | | | | | | | | | | | | | | | | | | | | | | | | | | | | | | | | | | | | | | | | | | | | | | | | | | | | | | | | | | | | | | | | | | | | | | | | | | | | | | | | | | | | | | | | | | | | | | | | | | | | | | | | | | | | | | | | | | | | | | | | | | | | | | | | | | | | | | | | | | | | | | | | | | | | | | | | | | | | | | | | | | | | | | | | | | | | | | | | | | | | | | | | | | | | | | | | | | | | | | | | | | | | | | | | | | | | | | | | | | | | | | | | | | | | | | | | | | | | | | | | | | | | | | | | | | | | | | | | | | | | | | | | | | | | | | | | | | | | | | | | | | | | | | | | | | | | | | | | | | | | | |
| Cooke | 21 | 0-0 | 5-6 | 6 | 1 | 5 | | | | | | | | | | | | | | | | | | | | | | | | | | | | | | | | | | | | | | | | | | | | | | | | | | | | | | | | | | | | | | | | | | | | | | | | | | | | | | | | | | | | | | | | | | | | | | | | | | | | | | | | | | | | | | | | | | | | | | | | | | | | | | | | | | | | | | | | | | | | | | | | | | | | | | | | | | | | | | | | | | | | | | | | | | | | | | | | | | | | | | | | | | | | | | | | | | | | | | | | | | | | | | | | | | | | | | | | | | | | | | | | | | | | | | | | | | | | | | | | | | | | | | | | | | | | | | | | | | | | | | | | | | | | | | | | | | | | | | | | | | | | | | | | | | | | | | | | | | | | | | | | | | | | | | | | | | | | | | | | | | | | | | | | | | | | | | | | | | | | | | | | | | | | | | | | | | | | | |
| Bessick | 10 | 1-2 | 0-0 | 1 | 0 | 2 | | | | | | | | | | | | | | | | | | | | | | | | | | | | | | | | | | | | | | | | | | | | | | | | | | | | | | | | | | | | | | | | | | | | | | | | | | | | | | | | | | | | | | | | | | | | | | | | | | | | | | | | | | | | | | | | | | | | | | | | | | | | | | | | | | | | | | | | | | | | | | | | | | | | | | | | | | | | | | | | | | | | | | | | | | | | | | | | | | | | | | | | | | | | | | | | | | | | | | | | | | | | | | | | | | | | | | | | | | | | | | | | | | | | | | | | | | | | | | | | | | | | | | | | | | | | | | | | | | | | | | | | | | | | | | | | | | | | | | | | | | | | | | | | | | | | | | | | | | | | | | | | | | | | | | | | | | | | | | | | | | | | | | | | | | | | | | | | | | | | | | | | | | | | | | | | | | | | | |
| Team | | | 6 | | | | | | | | | | | | | | | | | | | | | | | | | | | | | | | | | | | | | | | | | | | | | | | | | | | | | | | | | | | | | | | | | | | | | | | | | | | | | | | | | | | | | | | | | | | | | | | | | | | | | | | | | | | | | | | | | | | | | | | | | | | | | | | | | | | | | | | | | | | | | | | | | | | | | | | | | | | | | | | | | | | | | | | | | | | | | | | | | | | | | | | | | | | | | | | | | | | | | | | | | | | | | | | | | | | | | | | | | | | | | | | | | | | | | | | | | | | | | | | | | | | | | | | | | | | | | | | | | | | | | | | | | | | | | | | | | | | | | | | | | | | | | | | | | | | | | | | | | | | | | | | | | | | | | | | | | | | | | | | | | | | | | | | | | | | | | | | | | | | | | | | | | | | | | | | | | | | | | | | | |
| TOTALS | 200 | 20-55 | 9-15 | 37 | 12 | 58 | | | | | | | | | | | | | | | | | | | | | | | | | | | | | | | | | | | | | | | | | | | | | | | | | | | | | | | | | | | | | | | | | | | | | | | | | | | | | | | | | | | | | | | | | | | | | | | | | | | | | | | | | | | | | | | | | | | | | | | | | | | | | | | | | | | | | | | | | | | | | | | | | | | | | | | | | | | | | | | | | | | | | | | | | | | | | | | | | | | | | | | | | | | | | | | | | | | | | | | | | | | | | | | | | | | | | | | | | | | | | | | | | | | | | | | | | | | | | | | | | | | | | | | | | | | | | | | | | | | | | | | | | | | | | | | | | | | | | | | | | | | | | | | | | | | | | | | | | | | | | | | | | | | | | | | | | | | | | | | | | | | | | | | | | | | | | | | | | | | | | | | | | | | | | | | | | | | | | |
| MIN | FG | FT | Reb | A | TP | | | | | | | | | | | | | | | | | | | | | | | | | | | | | | | | | | | | | | | | | | | | | | | | | | | | | | | | | | | | | | | | | | | | | | | | | | | | | | | | | | | | | | | | | | | | | | | | | | | | | | | | | | | | | | | | | | | | | | | | | | | | | | | | | | | | | | | | | | | | | | | | | | | | | | | | | | | | | | | | | | | | | | | | | | | | | | | | | | | | | | | | | | | | | | | | | | | | | | | | | | | | | | | | | | | | | | | | | | | | | | | | | | | | | | | | | | | | | | | | | | | | | | | | | | | | | | | | | | | | | | | | | | | | | | | | | | | | | | | | | | | | | | | | | | | | | | | | | | | | | | | | | | | | | | | | | | | | | | | | | | | | | | | | | | | | | | | | | | | | | | | | | | | | | | | | | | | | | | |
| Brinkley | 33 | 2-5 | 7-10 | 5 | 0 | 11 | | | | | | | | | | | | | | | | | | | | | | | | | | | | | | | | | | | | | | | | | | | | | | | | | | | | | | | | | | | | | | | | | | | | | | | | | | | | | | | | | | | | | | | | | | | | | | | | | | | | | | | | | | | | | | | | | | | | | | | | | | | | | | | | | | | | | | | | | | | | | | | | | | | | | | | | | | | | | | | | | | | | | | | | | | | | | | | | | | | | | | | | | | | | | | | | | | | | | | | | | | | | | | | | | | | | | | | | | | | | | | | | | | | | | | | | | | | | | | | | | | | | | | | | | | | | | | | | | | | | | | | | | | | | | | | | | | | | | | | | | | | | | | | | | | | | | | | | | | | | | | | | | | | | | | | | | | | | | | | | | | | | | | | | | | | | | | | | | | | | | | | | | | | | | | | | | | | | | |
| Hagins | 27 | 4-6 | 3-4 | 16 | 1 | 11 | | | | | | | | | | | | | | | | | | | | | | | | | | | | | | | | | | | | | | | | | | | | | | | | | | | | | | | | | | | | | | | | | | | | | | | | | | | | | | | | | | | | | | | | | | | | | | | | | | | | | | | | | | | | | | | | | | | | | | | | | | | | | | | | | | | | | | | | | | | | | | | | | | | | | | | | | | | | | | | | | | | | | | | | | | | | | | | | | | | | | | | | | | | | | | | | | | | | | | | | | | | | | | | | | | | | | | | | | | | | | | | | | | | | | | | | | | | | | | | | | | | | | | | | | | | | | | | | | | | | | | | | | | | | | | | | | | | | | | | | | | | | | | | | | | | | | | | | | | | | | | | | | | | | | | | | | | | | | | | | | | | | | | | | | | | | | | | | | | | | | | | | | | | | | | | | | | | | | |
| Threatt | 29 | 0-4 | 19-20 | 6 | 5 | 19 | | | | | | | | | | | | | | | | | | | | | | | | | | | | | | | | | | | | | | | | | | | | | | | | | | | | | | | | | | | | | | | | | | | | | | | | | | | | | | | | | | | | | | | | | | | | | | | | | | | | | | | | | | | | | | | | | | | | | | | | | | | | | | | | | | | | | | | | | | | | | | | | | | | | | | | | | | | | | | | | | | | | | | | | | | | | | | | | | | | | | | | | | | | | | | | | | | | | | | | | | | | | | | | | | | | | | | | | | | | | | | | | | | | | | | | | | | | | | | | | | | | | | | | | | | | | | | | | | | | | | | | | | | | | | | | | | | | | | | | | | | | | | | | | | | | | | | | | | | | | | | | | | | | | | | | | | | | | | | | | | | | | | | | | | | | | | | | | | | | | | | | | | | | | | | | | | | | | | |
| Saddler | 40 | 7-13 | 10-10 | 5 | 3 | 27 | | | | | | | | | | | | | | | | | | | | | | | | | | | | | | | | | | | | | | | | | | | | | | | | | | | | | | | | | | | | | | | | | | | | | | | | | | | | | | | | | | | | | | | | | | | | | | | | | | | | | | | | | | | | | | | | | | | | | | | | | | | | | | | | | | | | | | | | | | | | | | | | | | | | | | | | | | | | | | | | | | | | | | | | | | | | | | | | | | | | | | | | | | | | | | | | | | | | | | | | | | | | | | | | | | | | | | | | | | | | | | | | | | | | | | | | | | | | | | | | | | | | | | | | | | | | | | | | | | | | | | | | | | | | | | | | | | | | | | | | | | | | | | | | | | | | | | | | | | | | | | | | | | | | | | | | | | | | | | | | | | | | | | | | | | | | | | | | | | | | | | | | | | | | | | | | | | | | | |
| Anderson | 31 | 3-7 | 0-1 | 3 | 2 | 8 | | | | | | | | | | | | | | | | | | | | | | | | | | | | | | | | | | | | | | | | | | | | | | | | | | | | | | | | | | | | | | | | | | | | | | | | | | | | | | | | | | | | | | | | | | | | | | | | | | | | | | | | | | | | | | | | | | | | | | | | | | | | | | | | | | | | | | | | | | | | | | | | | | | | | | | | | | | | | | | | | | | | | | | | | | | | | | | | | | | | | | | | | | | | | | | | | | | | | | | | | | | | | | | | | | | | | | | | | | | | | | | | | | | | | | | | | | | | | | | | | | | | | | | | | | | | | | | | | | | | | | | | | | | | | | | | | | | | | | | | | | | | | | | | | | | | | | | | | | | | | | | | | | | | | | | | | | | | | | | | | | | | | | | | | | | | | | | | | | | | | | | | | | | | | | | | | | | | | |
| Rogers | 13 | 0-2 | 2-2 | 1 | 2 | 2 | | | | | | | | | | | | | | | | | | | | | | | | | | | | | | | | | | | | | | | | | | | | | | | | | | | | | | | | | | | | | | | | | | | | | | | | | | | | | | | | | | | | | | | | | | | | | | | | | | | | | | | | | | | | | | | | | | | | | | | | | | | | | | | | | | | | | | | | | | | | | | | | | | | | | | | | | | | | | | | | | | | | | | | | | | | | | | | | | | | | | | | | | | | | | | | | | | | | | | | | | | | | | | | | | | | | | | | | | | | | | | | | | | | | | | | | | | | | | | | | | | | | | | | | | | | | | | | | | | | | | | | | | | | | | | | | | | | | | | | | | | | | | | | | | | | | | | | | | | | | | | | | | | | | | | | | | | | | | | | | | | | | | | | | | | | | | | | | | | | | | | | | | | | | | | | | | | | | | |
| Savage | 6 | 1-1 | 0-0 | 3 | 0 | 2 | | | | | | | | | | | | | | | | | | | | | | | | | | | | | | | | | | | | | | | | | | | | | | | | | | | | | | | | | | | | | | | | | | | | | | | | | | | | | | | | | | | | | | | | | | | | | | | | | | | | | | | | | | | | | | | | | | | | | | | | | | | | | | | | | | | | | | | | | | | | | | | | | | | | | | | | | | | | | | | | | | | | | | | | | | | | | | | | | | | | | | | | | | | | | | | | | | | | | | | | | | | | | | | | | | | | | | | | | | | | | | | | | | | | | | | | | | | | | | | | | | | | | | | | | | | | | | | | | | | | | | | | | | | | | | | | | | | | | | | | | | | | | | | | | | | | | | | | | | | | | | | | | | | | | | | | | | | | | | | | | | | | | | | | | | | | | | | | | | | | | | | | | | | | | | | | | | | | | |
| King-Davis | 14 | 1-3 | 0-2 | 0 | 1 | 2 | | | | | | | | | | | | | | | | | | | | | | | | | | | | | | | | | | | | | | | | | | | | | | | | | | | | | | | | | | | | | | | | | | | | | | | | | | | | | | | | | | | | | | | | | | | | | | | | | | | | | | | | | | | | | | | | | | | | | | | | | | | | | | | | | | | | | | | | | | | | | | | | | | | | | | | | | | | | | | | | | | | | | | | | | | | | | | | | | | | | | | | | | | | | | | | | | | | | | | | | | | | | | | | | | | | | | | | | | | | | | | | | | | | | | | | | | | | | | | | | | | | | | | | | | | | | | | | | | | | | | | | | | | | | | | | | | | | | | | | | | | | | | | | | | | | | | | | | | | | | | | | | | | | | | | | | | | | | | | | | | | | | | | | | | | | | | | | | | | | | | | | | | | | | | | | | | | | | | |
| Baptiste | 7 | 1-1 | 0-1 | 2 | 0 | 2 | | | | | | | | | | | | | | | | | | | | | | | | | | | | | | | | | | | | | | | | | | | | | | | | | | | | | | | | | | | | | | | | | | | | | | | | | | | | | | | | | | | | | | | | | | | | | | | | | | | | | | | | | | | | | | | | | | | | | | | | | | | | | | | | | | | | | | | | | | | | | | | | | | | | | | | | | | | | | | | | | | | | | | | | | | | | | | | | | | | | | | | | | | | | | | | | | | | | | | | | | | | | | | | | | | | | | | | | | | | | | | | | | | | | | | | | | | | | | | | | | | | | | | | | | | | | | | | | | | | | | | | | | | | | | | | | | | | | | | | | | | | | | | | | | | | | | | | | | | | | | | | | | | | | | | | | | | | | | | | | | | | | | | | | | | | | | | | | | | | | | | | | | | | | | | | | | | | | | |
| Team | | | 2 | | | | | | | | | | | | | | | | | | | | | | | | | | | | | | | | | | | | | | | | | | | | | | | | | | | | | | | | | | | | | | | | | | | | | | | | | | | | | | | | | | | | | | | | | | | | | | | | | | | | | | | | | | | | | | | | | | | | | | | | | | | | | | | | | | | | | | | | | | | | | | | | | | | | | | | | | | | | | | | | | | | | | | | | | | | | | | | | | | | | | | | | | | | | | | | | | | | | | | | | | | | | | | | | | | | | | | | | | | | | | | | | | | | | | | | | | | | | | | | | | | | | | | | | | | | | | | | | | | | | | | | | | | | | | | | | | | | | | | | | | | | | | | | | | | | | | | | | | | | | | | | | | | | | | | | | | | | | | | | | | | | | | | | | | | | | | | | | | | | | | | | | | | | | | | | | | | | | | | | | |
| TOTALS | 200 | 19-42 | 41-50 | 43 | 14 | 84 | | | | | | | | | | | | | | | | | | | | | | | | | | | | | | | | | | | | | | | | | | | | | | | | | | | | | | | | | | | | | | | | | | | | | | | | | | | | | | | | | | | | | | | | | | | | | | | | | | | | | | | | | | | | | | | | | | | | | | | | | | | | | | | | | | | | | | | | | | | | | | | | | | | | | | | | | | | | | | | | | | | | | | | | | | | | | | | | | | | | | | | | | | | | | | | | | | | | | | | | | | | | | | | | | | | | | | | | | | | | | | | | | | | | | | | | | | | | | | | | | | | | | | | | | | | | | | | | | | | | | | | | | | | | | | | | | | | | | | | | | | | | | | | | | | | | | | | | | | | | | | | | | | | | | | | | | | | | | | | | | | | | | | | | | | | | | | | | | | | | | | | | | | | | | | | | | | | | | |
| MIN | FG | FT | Reb | A | TP | | | | | | | | | | | | | | | | | | | | | | | | | | | | | | | | | | | | | | | | | | | | | | | | | | | | | | | | | | | | | | | | | | | | | | | | | | | | | | | | | | | | | | | | | | | | | | | | | | | | | | | | | | | | | | | | | | | | | | | | | | | | | | | | | | | | | | | | | | | | | | | | | | | | | | | | | | | | | | | | | | | | | | | | | | | | | | | | | | | | | | | | | | | | | | | | | | | | | | | | | | | | | | | | | | | | | | | | | | | | | | | | | | | | | | | | | | | | | | | | | | | | | | | | | | | | | | | | | | | | | | | | | | | | | | | | | | | | | | | | | | | | | | | | | | | | | | | | | | | | | | | | | | | | | | | | | | | | | | | | | | | | | | | | | | | | | | | | | | | | | | | | | | | | | | | | | | | | | | |
| Painter | 20 | 1-5 | 3-4 | 6 | 0 | 5 | | | | | | | | | | | | | | | | | | | | | | | | | | | | | | | | | | | | | | | | | | | | | | | | | | | | | | | | | | | | | | | | | | | | | | | | | | | | | | | | | | | | | | | | | | | | | | | | | | | | | | | | | | | | | | | | | | | | | | | | | | | | | | | | | | | | | | | | | | | | | | | | | | | | | | | | | | | | | | | | | | | | | | | | | | | | | | | | | | | | | | | | | | | | | | | | | | | | | | | | | | | | | | | | | | | | | | | | | | | | | | | | | | | | | | | | | | | | | | | | | | | | | | | | | | | | | | | | | | | | | | | | | | | | | | | | | | | | | | | | | | | | | | | | | | | | | | | | | | | | | | | | | | | | | | | | | | | | | | | | | | | | | | | | | | | | | | | | | | | | | | | | | | | | | | | | | | | | | |
| Wright | 29 | 4-8 | 5-6 | 3 | 0 | 14 | | | | | | | | | | | | | | | | | | | | | | | | | | | | | | | | | | | | | | | | | | | | | | | | | | | | | | | | | | | | | | | | | | | | | | | | | | | | | | | | | | | | | | | | | | | | | | | | | | | | | | | | | | | | | | | | | | | | | | | | | | | | | | | | | | | | | | | | | | | | | | | | | | | | | | | | | | | | | | | | | | | | | | | | | | | | | | | | | | | | | | | | | | | | | | | | | | | | | | | | | | | | | | | | | | | | | | | | | | | | | | | | | | | | | | | | | | | | | | | | | | | | | | | | | | | | | | | | | | | | | | | | | | | | | | | | | | | | | | | | | | | | | | | | | | | | | | | | | | | | | | | | | | | | | | | | | | | | | | | | | | | | | | | | | | | | | | | | | | | | | | | | | | | | | | | | | | | | | |
| Palmore | 29 | 3-7 | 7-8 | 5 | 1 | 13 | | | | | | | | | | | | | | | | | | | | | | | | | | | | | | | | | | | | | | | | | | | | | | | | | | | | | | | | | | | | | | | | | | | | | | | | | | | | | | | | | | | | | | | | | | | | | | | | | | | | | | | | | | | | | | | | | | | | | | | | | | | | | | | | | | | | | | | | | | | | | | | | | | | | | | | | | | | | | | | | | | | | | | | | | | | | | | | | | | | | | | | | | | | | | | | | | | | | | | | | | | | | | | | | | | | | | | | | | | | | | | | | | | | | | | | | | | | | | | | | | | | | | | | | | | | | | | | | | | | | | | | | | | | | | | | | | | | | | | | | | | | | | | | | | | | | | | | | | | | | | | | | | | | | | | | | | | | | | | | | | | | | | | | | | | | | | | | | | | | | | | | | | | | | | | | | | | | | | |
| Clark | 28 | 2-6 | 1-3 | 2 | 0 | 5 | | | | | | | | | | | | | | | | | | | | | | | | | | | | | | | | | | | | | | | | | | | | | | | | | | | | | | | | | | | | | | | | | | | | | | | | | | | | | | | | | | | | | | | | | | | | | | | | | | | | | | | | | | | | | | | | | | | | | | | | | | | | | | | | | | | | | | | | | | | | | | | | | | | | | | | | | | | | | | | | | | | | | | | | | | | | | | | | | | | | | | | | | | | | | | | | | | | | | | | | | | | | | | | | | | | | | | | | | | | | | | | | | | | | | | | | | | | | | | | | | | | | | | | | | | | | | | | | | | | | | | | | | | | | | | | | | | | | | | | | | | | | | | | | | | | | | | | | | | | | | | | | | | | | | | | | | | | | | | | | | | | | | | | | | | | | | | | | | | | | | | | | | | | | | | | | | | | | | |
| Hill | 18 | 0-3 | 0-0 | 1 | 0 | 0 | | | | | | | | | | | | | | | | | | | | | | | | | | | | | | | | | | | | | | | | | | | | | | | | | | | | | | | | | | | | | | | | | | | | | | | | | | | | | | | | | | | | | | | | | | | | | | | | | | | | | | | | | | | | | | | | | | | | | | | | | | | | | | | | | | | | | | | | | | | | | | | | | | | | | | | | | | | | | | | | | | | | | | | | | | | | | | | | | | | | | | | | | | | | | | | | | | | | | | | | | | | | | | | | | | | | | | | | | | | | | | | | | | | | | | | | | | | | | | | | | | | | | | | | | | | | | | | | | | | | | | | | | | | | | | | | | | | | | | | | | | | | | | | | | | | | | | | | | | | | | | | | | | | | | | | | | | | | | | | | | | | | | | | | | | | | | | | | | | | | | | | | | | | | | | | | | | | | | |
| Bacote | 23 | 2-7 | 2-4 | 2 | 1 | 6 | | | | | | | | | | | | | | | | | | | | | | | | | | | | | | | | | | | | | | | | | | | | | | | | | | | | | | | | | | | | | | | | | | | | | | | | | | | | | | | | | | | | | | | | | | | | | | | | | | | | | | | | | | | | | | | | | | | | | | | | | | | | | | | | | | | | | | | | | | | | | | | | | | | | | | | | | | | | | | | | | | | | | | | | | | | | | | | | | | | | | | | | | | | | | | | | | | | | | | | | | | | | | | | | | | | | | | | | | | | | | | | | | | | | | | | | | | | | | | | | | | | | | | | | | | | | | | | | | | | | | | | | | | | | | | | | | | | | | | | | | | | | | | | | | | | | | | | | | | | | | | | | | | | | | | | | | | | | | | | | | | | | | | | | | | | | | | | | | | | | | | | | | | | | | | | | | | | | | |
| Batten | 22 | 0-7 | 0-0 | 1 | 0 | 0 | | | | | | | | | | | | | | | | | | | | | | | | | | | | | | | | | | | | | | | | | | | | | | | | | | | | | | | | | | | | | | | | | | | | | | | | | | | | | | | | | | | | | | | | | | | | | | | | | | | | | | | | | | | | | | | | | | | | | | | | | | | | | | | | | | | | | | | | | | | | | | | | | | | | | | | | | | | | | | | | | | | | | | | | | | | | | | | | | | | | | | | | | | | | | | | | | | | | | | | | | | | | | | | | | | | | | | | | | | | | | | | | | | | | | | | | | | | | | | | | | | | | | | | | | | | | | | | | | | | | | | | | | | | | | | | | | | | | | | | | | | | | | | | | | | | | | | | | | | | | | | | | | | | | | | | | | | | | | | | | | | | | | | | | | | | | | | | | | | | | | | | | | | | | | | | | | | | | | |
| Ross | 22 | 0-3 | 3-4 | 8 | 0 | 3 | | | | | | | | | | | | | | | | | | | | | | | | | | | | | | | | | | | | | | | | | | | | | | | | | | | | | | | | | | | | | | | | | | | | | | | | | | | | | | | | | | | | | | | | | | | | | | | | | | | | | | | | | | | | | | | | | | | | | | | | | | | | | | | | | | | | | | | | | | | | | | | | | | | | | | | | | | | | | | | | | | | | | | | | | | | | | | | | | | | | | | | | | | | | | | | | | | | | | | | | | | | | | | | | | | | | | | | | | | | | | | | | | | | | | | | | | | | | | | | | | | | | | | | | | | | | | | | | | | | | | | | | | | | | | | | | | | | | | | | | | | | | | | | | | | | | | | | | | | | | | | | | | | | | | | | | | | | | | | | | | | | | | | | | | | | | | | | | | | | | | | | | | | | | | | | | | | | | | |
| Larsen | 9 | 0-2 | 0-0 | 1 | 0 | 0 | | | | | | | | | | | | | | | | | | | | | | | | | | | | | | | | | | | | | | | | | | | | | | | | | | | | | | | | | | | | | | | | | | | | | | | | | | | | | | | | | | | | | | | | | | | | | | | | | | | | | | | | | | | | | | | | | | | | | | | | | | | | | | | | | | | | | | | | | | | | | | | | | | | | | | | | | | | | | | | | | | | | | | | | | | | | | | | | | | | | | | | | | | | | | | | | | | | | | | | | | | | | | | | | | | | | | | | | | | | | | | | | | | | | | | | | | | | | | | | | | | | | | | | | | | | | | | | | | | | | | | | | | | | | | | | | | | | | | | | | | | | | | | | | | | | | | | | | | | | | | | | | | | | | | | | | | | | | | | | | | | | | | | | | | | | | | | | | | | | | | | | | | | | | | | | | | | | | | |
| Team | | | 6 | | | | | | | | | | | | | | | | | | | | | | | | | | | | | | | | | | | | | | | | | | | | | | | | | | | | | | | | | | | | | | | | | | | | | | | | | | | | | | | | | | | | | | | | | | | | | | | | | | | | | | | | | | | | | | | | | | | | | | | | | | | | | | | | | | | | | | | | | | | | | | | | | | | | | | | | | | | | | | | | | | | | | | | | | | | | | | | | | | | | | | | | | | | | | | | | | | | | | | | | | | | | | | | | | | | | | | | | | | | | | | | | | | | | | | | | | | | | | | | | | | | | | | | | | | | | | | | | | | | | | | | | | | | | | | | | | | | | | | | | | | | | | | | | | | | | | | | | | | | | | | | | | | | | | | | | | | | | | | | | | | | | | | | | | | | | | | | | | | | | | | | | | | | | | | | | | | | | | | | | |
| TOTALS | 200 | 12-48 | 21-29 | 35 | 2 | 46 | | | | | | | | | | | | | | | | | | | | | | | | | | | | | | | | | | | | | | | | | | | | | | | | | | | | | | | | | | | | | | | | | | | | | | | | | | | | | | | | | | | | | | | | | | | | | | | | | | | | | | | | | | | | | | | | | | | | | | | | | | | | | | | | | | | | | | | | | | | | | | | | | | | | | | | | | | | | | | | | | | | | | | | | | | | | | | | | | | | | | | | | | | | | | | | | | | | | | | | | | | | | | | | | | | | | | | | | | | | | | | | | | | | | | | | | | | | | | | | | | | | | | | | | | | | | | | | | | | | | | | | | | | | | | | | | | | | | | | | | | | | | | | | | | | | | | | | | | | | | | | | | | | | | | | | | | | | | | | | | | | | | | | | | | | | | | | | | | | | | | | | | | | | | | | | | | | | | | |
| FAIRFIELD | JMU | DELAWARE | OLD DOMINION | | | | | | | | | | | | | | | | | | | | | | | | | | | | | | | | | | | | | | | | | | | | | | | | | | | | | | | | | | | | | | | | | | | | | | | | | | | | | | | | | | | | | | | | | | | | | | | | | | | | | | | | | | | | | | | | | | | | | | | | | | | | | | | | | | | | | | | | | | | | | | | | | | | | | | | | | | | | | | | | | | | | | | | | | | | | | | | | | | | | | | | | | | | | | | | | | | | | | | | | | | | | | | | | | | | | | | | | | | | | | | | | | | | | | | | | | | | | | | | | | | | | | | | | | | | | | | | | | | | | | | | | | | | | | | | | | | | | | | | | | | | | | | | | | | | | | | | | | | | | | | | | | | | | | | | | | | | | | | | | | | | | | | | | | | | | | | | | | | | | | | | | | | | | | | | | | | | | | | | | |
| <table border="1" style="width: 100%; border-collapse: collapse;"> <thead> <tr> <th>MIN</th> <th>FG</th></tr></thead></table> | MIN | FG | | | | | | | | | | | | | | | | | | | | | | | | | | | | | | | | | | | | | | | | | | | | | | | | | | | | | | | | | | | | | | | | | | | | | | | | | | | | | | | | | | | | | | | | | | | | | | | | | | | | | | | | | | | | | | | | | | | | | | | | | | | | | | | | | | | | | | | | | | | | | | | | | | | | | | | | | | | | | | | | | | | | | | | | | | | | | | | | | | | | | | | | | | | | | | | | | | | | | | | | | | | | | | | | | | | | | | | | | | | | | | | | | | | | | | | | | | | | | | | | | | | | | | | | | | | | | | | | | | | | | | | | | | | | | | | | | | | | | | | | | | | | | | | | | | | | | | | | | | | | | | | | | | | | | | | | | | | | | | | | | | | | | | | | | | | | | | | | | | | | | | | | | | | | | | | | | | | | | | | | | |
| MIN | FG | | | | | | | | | | | | | | | | | | | | | | | | | | | | | | | | | | | | | | | | | | | | | | | | | | | | | | | | | | | | | | | | | | | | | | | | | | | | | | | | | | | | | | | | | | | | | | | | | | | | | | | | | | | | | | | | | | | | | | | | | | | | | | | | | | | | | | | | | | | | | | | | | | | | | | | | | | | | | | | | | | | | | | | | | | | | | | | | | | | | | | | | | | | | | | | | | | | | | | | | | | | | | | | | | | | | | | | | | | | | | | | | | | | | | | | | | | | | | | | | | | | | | | | | | | | | | | | | | | | | | | | | | | | | | | | | | | | | | | | | | | | | | | | | | | | | | | | | | | | | | | | | | | | | | | | | | | | | | | | | | | | | | | | | | | | | | | | | | | | | | | | | | | | | | | | | | | | | | | | | | | |

2011-12 BOX SCORES

| January 16, 2013 Track Coliseum * Wilmington, N.C. | | | | | | | | | | | | | | | | | | | | | | | | | | | | | | | | | | | | | | | | | | | | | | | | | | | | | | | | | | | | | | | | | | | | | | | | | | | | | | | | | | | | | | | | | | | | | | |
|---|------------|--------------|--------------|-----------|-----------|-----------|----|-----------|----|------|-----|----|---|----|----------|----|-----|-----|---|---|---|--------|----|------|-----|---|---|----|---------|----|-----|-----|---|---|---|--------|----|-----|-----|---|---|----|--------|----|-----|-----|---|---|---|--------|---|-----|-----|---|---|---|-------|----|-----|-----|---|---|----|----------|---|-----|-----|---|---|---|---------------|------------|--------------|-------------|-----------|----------|-----------|------|--|--|--|---|--|--|---------------|------------|--------------|--------------|-----------|-----------|-----------|--|--|--|
| OLD DOMINION 60 UNCW 65 | | | | | | | | | | | | | | | | | | | | | | | | | | | | | | | | | | | | | | | | | | | | | | | | | | | | | | | | | | | | | | | | | | | | | | | | | | | | | | | | | | | | | | | | | | | | | | |
| OLD DOMINION <table style="width: 100%; border-collapse: collapse; font-size: small;"> <thead> <tr> <th></th> <th>MIN</th> <th>FG M-A</th> <th>FT M-A</th> <th>Reb</th> <th>A</th> <th>TP</th> </tr> </thead> <tbody> <tr><td>Painter</td><td>30</td><td>8-21</td><td>2-2</td><td>8</td><td>1</td><td>18</td></tr> <tr><td>Wright</td><td>22</td><td>4-6</td><td>0-0</td><td>2</td><td>0</td><td>8</td></tr> <tr><td>Bacote</td><td>32</td><td>1-6</td><td>0-0</td><td>2</td><td>1</td><td>2</td></tr> <tr><td>Palmore</td><td>26</td><td>2-9</td><td>5-7</td><td>4</td><td>0</td><td>9</td></tr> <tr><td>Hill</td><td>37</td><td>1-4</td><td>1-4</td><td>7</td><td>4</td><td>3</td></tr> <tr><td>Batten</td><td>24</td><td>3-7</td><td>0-0</td><td>4</td><td>0</td><td>9</td></tr> <tr><td>McEwen</td><td>5</td><td>0-0</td><td>0-0</td><td>0</td><td>0</td><td>0</td></tr> <tr><td>Ross</td><td>20</td><td>5-8</td><td>1-1</td><td>5</td><td>0</td><td>11</td></tr> <tr><td>Team</td><td></td><td></td><td></td><td>4</td><td></td><td></td></tr> <tr><td>TOTALS</td><td>200</td><td>24-61</td><td>9-14</td><td>36</td><td>6</td><td>60</td></tr> </tbody> </table> <p style="font-size: x-small; margin-top: 5px;"> Percentages: FG-.393 FT-.643 3FG .214 - Painter 0-2, Bacote 0-4, Palmore 0-1, Hill 0-1, Batten 3-6 Turnovers -9 Painter 3, Bacote 2, Palmore 2, Hill 1, Ross 1 Steals -8 Painter 1, Palmore 3, Hill 3, Batten 1 Blocks -4 Painter 2, Bacote 1, Ross 1) </p> | | MIN | FG M-A | FT M-A | Reb | A | TP | Painter | 30 | 8-21 | 2-2 | 8 | 1 | 18 | Wright | 22 | 4-6 | 0-0 | 2 | 0 | 8 | Bacote | 32 | 1-6 | 0-0 | 2 | 1 | 2 | Palmore | 26 | 2-9 | 5-7 | 4 | 0 | 9 | Hill | 37 | 1-4 | 1-4 | 7 | 4 | 3 | Batten | 24 | 3-7 | 0-0 | 4 | 0 | 9 | McEwen | 5 | 0-0 | 0-0 | 0 | 0 | 0 | Ross | 20 | 5-8 | 1-1 | 5 | 0 | 11 | Team | | | | 4 | | | TOTALS | 200 | 24-61 | 9-14 | 36 | 6 | 60 | | | | | | | | | | | | | | | | | |
| | MIN | FG M-A | FT M-A | Reb | A | TP | | | | | | | | | | | | | | | | | | | | | | | | | | | | | | | | | | | | | | | | | | | | | | | | | | | | | | | | | | | | | | | | | | | | | | | | | | | | | | | | | | | | | | | | |
| Painter | 30 | 8-21 | 2-2 | 8 | 1 | 18 | | | | | | | | | | | | | | | | | | | | | | | | | | | | | | | | | | | | | | | | | | | | | | | | | | | | | | | | | | | | | | | | | | | | | | | | | | | | | | | | | | | | | | | | |
| Wright | 22 | 4-6 | 0-0 | 2 | 0 | 8 | | | | | | | | | | | | | | | | | | | | | | | | | | | | | | | | | | | | | | | | | | | | | | | | | | | | | | | | | | | | | | | | | | | | | | | | | | | | | | | | | | | | | | | | |
| Bacote | 32 | 1-6 | 0-0 | 2 | 1 | 2 | | | | | | | | | | | | | | | | | | | | | | | | | | | | | | | | | | | | | | | | | | | | | | | | | | | | | | | | | | | | | | | | | | | | | | | | | | | | | | | | | | | | | | | | |
| Palmore | 26 | 2-9 | 5-7 | 4 | 0 | 9 | | | | | | | | | | | | | | | | | | | | | | | | | | | | | | | | | | | | | | | | | | | | | | | | | | | | | | | | | | | | | | | | | | | | | | | | | | | | | | | | | | | | | | | | |
| Hill | 37 | 1-4 | 1-4 | 7 | 4 | 3 | | | | | | | | | | | | | | | | | | | | | | | | | | | | | | | | | | | | | | | | | | | | | | | | | | | | | | | | | | | | | | | | | | | | | | | | | | | | | | | | | | | | | | | | |
| Batten | 24 | 3-7 | 0-0 | 4 | 0 | 9 | | | | | | | | | | | | | | | | | | | | | | | | | | | | | | | | | | | | | | | | | | | | | | | | | | | | | | | | | | | | | | | | | | | | | | | | | | | | | | | | | | | | | | | | |
| McEwen | 5 | 0-0 | 0-0 | 0 | 0 | 0 | | | | | | | | | | | | | | | | | | | | | | | | | | | | | | | | | | | | | | | | | | | | | | | | | | | | | | | | | | | | | | | | | | | | | | | | | | | | | | | | | | | | | | | | |
| Ross | 20 | 5-8 | 1-1 | 5 | 0 | 11 | | | | | | | | | | | | | | | | | | | | | | | | | | | | | | | | | | | | | | | | | | | | | | | | | | | | | | | | | | | | | | | | | | | | | | | | | | | | | | | | | | | | | | | | |
| Team | | | | 4 | | | | | | | | | | | | | | | | | | | | | | | | | | | | | | | | | | | | | | | | | | | | | | | | | | | | | | | | | | | | | | | | | | | | | | | | | | | | | | | | | | | | | | | | | | |
| TOTALS | 200 | 24-61 | 9-14 | 36 | 6 | 60 | | | | | | | | | | | | | | | | | | | | | | | | | | | | | | | | | | | | | | | | | | | | | | | | | | | | | | | | | | | | | | | | | | | | | | | | | | | | | | | | | | | | | | | | |
| UNCW <table style="width: 100%; border-collapse: collapse; font-size: small;"> <thead> <tr> <th></th> <th>Min</th> <th>FG M-A</th> <th>FT M-A</th> <th>Reb</th> <th>A</th> <th>TP</th> </tr> </thead> <tbody> <tr><td>Rendleman</td><td>24</td><td>6-8</td><td>2-4</td><td>13</td><td>0</td><td>14</td></tr> <tr><td>Williams</td><td>29</td><td>3-7</td><td>3-3</td><td>4</td><td>0</td><td>9</td></tr> <tr><td>Dixon</td><td>27</td><td>5-11</td><td>2-4</td><td>3</td><td>2</td><td>14</td></tr> <tr><td>Jackson</td><td>28</td><td>1-4</td><td>2-2</td><td>4</td><td>2</td><td>4</td></tr> <tr><td>Ponder</td><td>32</td><td>3-7</td><td>6-7</td><td>4</td><td>2</td><td>13</td></tr> <tr><td>Graham</td><td>9</td><td>0-3</td><td>0-0</td><td>1</td><td>0</td><td>0</td></tr> <tr><td>Milson</td><td>9</td><td>1-4</td><td>0-0</td><td>0</td><td>1</td><td>3</td></tr> <tr><td>Hager</td><td>16</td><td>1-3</td><td>1-3</td><td>2</td><td>2</td><td>3</td></tr> <tr><td>Sherwood</td><td>9</td><td>1-3</td><td>0-0</td><td>2</td><td>0</td><td>3</td></tr> <tr><td>Reybold</td><td>17</td><td>1-1</td><td>0-0</td><td>4</td><td>1</td><td>2</td></tr> <tr><td>Team</td><td></td><td></td><td></td><td>2</td><td></td><td></td></tr> <tr><td>Totals</td><td>200</td><td>22-51</td><td>16-23</td><td>39</td><td>10</td><td>65</td></tr> </tbody> </table> <p style="font-size: x-small; margin-top: 5px;"> Percentages: FG-.431 FT-.696 3FG .313 -Fendleman 0-1, Dixon 2-5, Jackson 0-1, Ponder 0-1, Graham 0-3, Milson 1-2, Sherwood 1-3 Turnovers -11 Rendleman 1, Williams 1, Dixon 3, Jackson 1, Ponder 1, Graham 2, Milson 1, Reybold 1 Steals -4 (Williams 1, Jackson 1, Hager 1, Sherwood 1) Blocks -8 (Fendleman 1, Williams 6, Jackson 1) </p> | | Min | FG M-A | FT M-A | Reb | A | TP | Rendleman | 24 | 6-8 | 2-4 | 13 | 0 | 14 | Williams | 29 | 3-7 | 3-3 | 4 | 0 | 9 | Dixon | 27 | 5-11 | 2-4 | 3 | 2 | 14 | Jackson | 28 | 1-4 | 2-2 | 4 | 2 | 4 | Ponder | 32 | 3-7 | 6-7 | 4 | 2 | 13 | Graham | 9 | 0-3 | 0-0 | 1 | 0 | 0 | Milson | 9 | 1-4 | 0-0 | 0 | 1 | 3 | Hager | 16 | 1-3 | 1-3 | 2 | 2 | 3 | Sherwood | 9 | 1-3 | 0-0 | 2 | 0 | 3 | Reybold | 17 | 1-1 | 0-0 | 4 | 1 | 2 | Team | | | | 2 | | | Totals | 200 | 22-51 | 16-23 | 39 | 10 | 65 | | | |
| | Min | FG M-A | FT M-A | Reb | A | TP | | | | | | | | | | | | | | | | | | | | | | | | | | | | | | | | | | | | | | | | | | | | | | | | | | | | | | | | | | | | | | | | | | | | | | | | | | | | | | | | | | | | | | | | |
| Rendleman | 24 | 6-8 | 2-4 | 13 | 0 | 14 | | | | | | | | | | | | | | | | | | | | | | | | | | | | | | | | | | | | | | | | | | | | | | | | | | | | | | | | | | | | | | | | | | | | | | | | | | | | | | | | | | | | | | | | |
| Williams | 29 | 3-7 | 3-3 | 4 | 0 | 9 | | | | | | | | | | | | | | | | | | | | | | | | | | | | | | | | | | | | | | | | | | | | | | | | | | | | | | | | | | | | | | | | | | | | | | | | | | | | | | | | | | | | | | | | |
| Dixon | 27 | 5-11 | 2-4 | 3 | 2 | 14 | | | | | | | | | | | | | | | | | | | | | | | | | | | | | | | | | | | | | | | | | | | | | | | | | | | | | | | | | | | | | | | | | | | | | | | | | | | | | | | | | | | | | | | | |
| Jackson | 28 | 1-4 | 2-2 | 4 | 2 | 4 | | | | | | | | | | | | | | | | | | | | | | | | | | | | | | | | | | | | | | | | | | | | | | | | | | | | | | | | | | | | | | | | | | | | | | | | | | | | | | | | | | | | | | | | |
| Ponder | 32 | 3-7 | 6-7 | 4 | 2 | 13 | | | | | | | | | | | | | | | | | | | | | | | | | | | | | | | | | | | | | | | | | | | | | | | | | | | | | | | | | | | | | | | | | | | | | | | | | | | | | | | | | | | | | | | | |
| Graham | 9 | 0-3 | 0-0 | 1 | 0 | 0 | | | | | | | | | | | | | | | | | | | | | | | | | | | | | | | | | | | | | | | | | | | | | | | | | | | | | | | | | | | | | | | | | | | | | | | | | | | | | | | | | | | | | | | | |
| Milson | 9 | 1-4 | 0-0 | 0 | 1 | 3 | | | | | | | | | | | | | | | | | | | | | | | | | | | | | | | | | | | | | | | | | | | | | | | | | | | | | | | | | | | | | | | | | | | | | | | | | | | | | | | | | | | | | | | | |
| Hager | 16 | 1-3 | 1-3 | 2 | 2 | 3 | | | | | | | | | | | | | | | | | | | | | | | | | | | | | | | | | | | | | | | | | | | | | | | | | | | | | | | | | | | | | | | | | | | | | | | | | | | | | | | | | | | | | | | | |
| Sherwood | 9 | 1-3 | 0-0 | 2 | 0 | 3 | | | | | | | | | | | | | | | | | | | | | | | | | | | | | | | | | | | | | | | | | | | | | | | | | | | | | | | | | | | | | | | | | | | | | | | | | | | | | | | | | | | | | | | | |
| Reybold | 17 | 1-1 | 0-0 | 4 | 1 | 2 | | | | | | | | | | | | | | | | | | | | | | | | | | | | | | | | | | | | | | | | | | | | | | | | | | | | | | | | | | | | | | | | | | | | | | | | | | | | | | | | | | | | | | | | |
| Team | | | | 2 | | | | | | | | | | | | | | | | | | | | | | | | | | | | | | | | | | | | | | | | | | | | | | | | | | | | | | | | | | | | | | | | | | | | | | | | | | | | | | | | | | | | | | | | | | |
| Totals | 200 | 22-51 | 16-23 | 39 | 10 | 65 | | | | | | | | | | | | | | | | | | | | | | | | | | | | | | | | | | | | | | | | | | | | | | | | | | | | | | | | | | | | | | | | | | | | | | | | | | | | | | | | | | | | | | | | |
| ODU 31 29 60 UNCW 28 37 65 | | | | | | | | | | | | | | | | | | | | | | | | | | | | | | | | | | | | | | | | | | | | | | | | | | | | | | | | | | | | | | | | | | | | | | | | | | | | | | | | | | | | | | | | | | | | | | |
| ATT: 3,832 | | | | | | | | | | | | | | | | | | | | | | | | | | | | | | | | | | | | | | | | | | | | | | | | | | | | | | | | | | | | | | | | | | | | | | | | | | | | | | | | | | | | | | | | | | | | | | |
| Officials: Ebersole, Robinson, & Tyburski | | | | | | | | | | | | | | | | | | | | | | | | | | | | | | | | | | | | | | | | | | | | | | | | | | | | | | | | | | | | | | | | | | | | | | | | | | | | | | | | | | | | | | | | | | | | | | |

OLD DOMINION MONARCHS
OLD DOMINION Combined Team Statistics (as of Jan 16, 2013)
All games

| RECORD: | OVERALL | HOME | AWAY | NEUTRAL |
|----------------|----------------|-------------|-------------|----------------|
| ALL GAMES | 2-15 | 1-9 | 0-6 | 1-0 |
| CONFERENCE | 0-5 | 0-2 | 0-3 | 0-0 |
| NON-CONFERENCE | 2-10 | 1-7 | 0-3 | 1-0 |

| # | Player | gp-gs | min | avg | Total | | 3-Point | | F-Throw | | Rebounds | | | | pf | dq | a | to | blk | stl | pts | avg |
|----------------|------------------|-------|------|------|---------|------|---------|------|---------|------|----------|-----|-----|------|-----|----|-----|-----|-----|-----|------|------|
| | | | | | fg-fga | fg% | 3fg-fga | 3fg% | ft-fa | ft% | off | def | tot | avg | | | | | | | | |
| 11 | Painter, DeShawn | 17-14 | 459 | 27.0 | 77-185 | .416 | 5-12 | .417 | 38-62 | .613 | 57 | 81 | 138 | 8.1 | 43 | 0 | 12 | 28 | 17 | 7 | 197 | 11.6 |
| 25 | Hill, Donte | 17-17 | 546 | 32.1 | 48-130 | .369 | 11-52 | .212 | 40-65 | .615 | 25 | 50 | 75 | 4.4 | 42 | 1 | 50 | 40 | 10 | 33 | 147 | 8.6 |
| 03 | Palmore, Keenan | 16-11 | 403 | 25.2 | 43-104 | .413 | 1-3 | .333 | 44-59 | .746 | 29 | 43 | 72 | 4.5 | 49 | 0 | 43 | 31 | 2 | 29 | 131 | 8.2 |
| 04 | Batten, Dimitri | 17-5 | 362 | 21.3 | 45-134 | .336 | 24-75 | .320 | 23-37 | .622 | 7 | 38 | 45 | 2.6 | 41 | 1 | 16 | 19 | 4 | 9 | 137 | 8.1 |
| 01 | Wright, Nick | 15-10 | 339 | 22.6 | 36-106 | .340 | 7-28 | .250 | 31-42 | .738 | 26 | 35 | 61 | 4.1 | 26 | 0 | 8 | 19 | 8 | 8 | 110 | 7.3 |
| 02 | Bacote, Aaron | 16-9 | 394 | 24.6 | 38-100 | .380 | 18-57 | .316 | 21-33 | .636 | 15 | 26 | 41 | 2.6 | 35 | 0 | 36 | 45 | 2 | 14 | 115 | 7.2 |
| 15 | Clark, Deion | 16-9 | 358 | 22.4 | 34-81 | .420 | 10-33 | .303 | 11-17 | .647 | 11 | 14 | 25 | 1.6 | 37 | 1 | 20 | 20 | 2 | 10 | 89 | 5.6 |
| 23 | Ross, Richard | 17-7 | 349 | 20.5 | 42-76 | .553 | 0-0 | .000 | 10-13 | .769 | 45 | 41 | 86 | 5.1 | 39 | 1 | 9 | 24 | 17 | 10 | 94 | 5.5 |
| 40 | Larsen, Anton | 16-3 | 180 | 11.3 | 16-47 | .340 | 1-11 | .091 | 3-5 | .600 | 8 | 29 | 37 | 2.3 | 18 | 0 | 3 | 8 | 5 | 6 | 36 | 2.3 |
| 21 | McEwen, Stuart | 4-0 | 10 | 2.5 | 0-0 | .000 | 0-0 | .000 | 0-0 | .000 | 0 | 1 | 1 | 0.3 | 2 | 0 | 0 | 0 | 0 | 0 | 0 | 0.0 |
| Team | | | | | | | | | | | 39 | 24 | 63 | | | | 11 | | | | | |
| Total..... | | 17 | 3401 | | 379-963 | .394 | 77-271 | .284 | 221-333 | .664 | 262 | 382 | 644 | 37.9 | 332 | 4 | 197 | 245 | 67 | 126 | 1056 | 62.1 |
| Opponents..... | | 17 | 3400 | | 416-896 | .464 | 123-322 | .382 | 232-348 | .667 | 175 | 378 | 553 | 32.5 | 303 | - | 254 | 226 | 85 | 113 | 1187 | 69.8 |

| TEAM STATISTICS | ODU | OPP | Date | Opponent | Score | Att. |
|------------------------|------------|------------|---------------------|------------------------|--------------|-------------|
| SCORING | 1056 | 1187 | 11-9-12 | HOLY CROSS | L 45-46 | 7283 |
| Points per game | 62.1 | 69.8 | 11-10-12 | MORGAN STATE | w 72-61 | 6993 |
| Scoring margin | -7.7 | - | 11-11-12 | UTSA | L 70-79 | 6233 |
| FIELD GOALS-ATT | 379-963 | 416-896 | 11/17/12 | at Cleveland State | L 55-67 | 1289 |
| Field goal pct | .394 | .464 | 11-21-12 | VMI | L 71-76 | 6801 |
| 3 POINT FG-ATT | 77-271 | 123-322 | 11/24/12 | at Murray State | L 72-79 | 4745 |
| 3-point FG pct | .284 | .382 | * 12/1/12 | at William & Mary | L 62-71 | 3106 |
| 3-pt FG made per game | 4.5 | 7.2 | 12-4-12 | RICHMOND | L 53-80 | 6797 |
| FREE THROWS-ATT | 221-333 | 232-348 | 12-7-12 | VCU | L 70-83 | 8080 |
| Free throw pct | .664 | .667 | 12-14-12 | UCF | L 71-75 | 6313 |
| F-Throws made per game | 13.0 | 13.6 | 12/18/12 | at Coll. of Charleston | L 65-76 | 3418 |
| REBOUNDS | 644 | 553 | 12/22/12 | vs Virginia | w 63-61 | 6944 |
| Rebounds per game | 37.9 | 32.5 | 12-29-12 | FAIRFIELD | L 54-55 | 6032 |
| Rebounding margin | +5.4 | - | * 1-2-13 | JMU | L 55-58 | 6094 |
| ASSISTS | 197 | 254 | * 1-5-13 | DELAWARE | L 72-84 | 6126 |
| Assists per game | 11.6 | 14.9 | * 1/10/13 | at George Mason | L 46-71 | 4011 |
| TURNOVERS | 245 | 226 | * 01/16/13 | at UNCW | L 60-65 | 3832 |
| Turnovers per game | 14.4 | 13.3 | * - Conference game | | | |
| Turnover margin | -1.1 | - | | | | |
| Assist/turnoverratio | 0.8 | 1.1 | | | | |
| STEALS | 126 | 113 | | | | |
| Steals per game | 7.4 | 6.6 | | | | |
| BLOCKS | 67 | 85 | | | | |
| Blocks per game | 3.9 | 5.0 | | | | |
| ATTENDANCE | 66752 | 27345 | | | | |
| Home games-Avg/Game | 10-6675 | 6-3400 | | | | |
| Neutral site-Avg/Game | - | 1-6944 | | | | |

| Score by Periods | 1st | 2nd | Totals |
|-------------------------|------------|------------|---------------|
| OLD DOMINION | 475 | 581 | 1056 |
| Opponents | 552 | 635 | 1187 |

OLD DOMINION MONARCHS
OLD DOMINION Combined Team Statistics (as of Jan 16, 2013)
Conference games

| RECORD: | OVERALL | HOME | AWAY | NEUTRAL |
|----------------|----------------|-------------|-------------|----------------|
| ALL GAMES | 0-5 | 0-2 | 0-3 | 0-0 |
| CONFERENCE | 0-5 | 0-2 | 0-3 | 0-0 |
| NON-CONFERENCE | 0-0 | 0-0 | 0-0 | 0-0 |

| # | Player | gp-gs | min | avg | Total | | 3-Point | | F-Throw | | Rebounds | | | | pf | dq | a | to | blk | stl | pts | avg |
|----------------|------------------|-------|------|------|---------|------|---------|------|---------|------|----------|-----|-----|------|-----|----|----|----|-----|-----|-----|------|
| | | | | | fg-fga | fg% | 3fg-fga | 3fg% | ft-fa | ft% | off | def | tot | avg | | | | | | | | |
| 11 | Painter, DeShawn | 5-4 | 134 | 26.8 | 21-61 | .344 | 2-5 | .400 | 12-19 | .632 | 18 | 25 | 43 | 8.6 | 12 | 0 | 5 | 12 | 5 | 2 | 56 | 11.2 |
| 03 | Palmore, Keenan | 5-4 | 130 | 26.0 | 17-40 | .425 | 1-3 | .333 | 20-27 | .741 | 5 | 15 | 20 | 4.0 | 15 | 0 | 13 | 13 | 0 | 7 | 55 | 11.0 |
| 01 | Wright, Nick | 5-4 | 112 | 22.4 | 19-40 | .475 | 5-13 | .385 | 7-12 | .583 | 8 | 7 | 15 | 3.0 | 11 | 0 | 1 | 5 | 3 | 2 | 50 | 10.0 |
| 04 | Batten, Dimitri | 5-1 | 121 | 24.2 | 13-43 | .302 | 9-27 | .333 | 4-6 | .667 | 4 | 6 | 10 | 2.0 | 11 | 0 | 1 | 6 | 2 | 3 | 39 | 7.8 |
| 15 | Clark, Deion | 4-3 | 107 | 26.8 | 10-29 | .345 | 3-10 | .300 | 6-9 | .667 | 4 | 4 | 8 | 2.0 | 12 | 1 | 5 | 4 | 0 | 3 | 29 | 7.3 |
| 25 | Hill, Donte | 5-5 | 151 | 30.2 | 8-29 | .276 | 2-12 | .167 | 5-10 | .500 | 10 | 14 | 24 | 4.8 | 15 | 0 | 17 | 13 | 0 | 12 | 23 | 4.6 |
| 23 | Ross, Richard | 5-2 | 110 | 22.0 | 7-17 | .412 | 0-0 | .000 | 5-7 | .714 | 11 | 13 | 24 | 4.8 | 16 | 1 | 2 | 5 | 6 | 4 | 19 | 3.8 |
| 02 | Bacote, Aaron | 4-2 | 88 | 22.0 | 5-22 | .227 | 1-12 | .083 | 4-6 | .667 | 3 | 8 | 11 | 2.8 | 5 | 0 | 4 | 14 | 1 | 2 | 15 | 3.8 |
| 40 | Larsen, Anton | 4-0 | 38 | 9.5 | 3-9 | .333 | 0-2 | .000 | 3-4 | .750 | 1 | 7 | 8 | 2.0 | 5 | 0 | 0 | 0 | 2 | 1 | 9 | 2.3 |
| 21 | McEwen, Stuart | 2-0 | 8 | 4.0 | 0-0 | .000 | 0-0 | .000 | 0-0 | .000 | 0 | 1 | 1 | 0.5 | 0 | 0 | 0 | 0 | 0 | 0 | 0 | 0.0 |
| Team | | | | | | | | | | | 12 | 7 | 19 | | | | 2 | | | | | |
| Total..... | | 5 | 1000 | | 103-290 | .355 | 23-84 | .274 | 66-100 | .660 | 76 | 107 | 183 | 36.6 | 102 | 2 | 48 | 74 | 19 | 36 | 295 | 59.0 |
| Opponents..... | | 5 | 1000 | | 116-250 | .464 | 28-78 | .359 | 89-127 | .701 | 50 | 129 | 179 | 35.8 | 93 | - | 78 | 75 | 32 | 37 | 349 | 69.8 |

| TEAM STATISTICS | ODU | OPP | Date | Opponent | Score | Att. |
|------------------------|------------|------------|---------------------|-------------------|--------------|-------------|
| SCORING | 295 | 349 | * 12/1/12 | at William & Mary | L 62-71 | 3106 |
| Points per game | 59.0 | 69.8 | * 1-2-13 | JMU | L 55-58 | 6094 |
| Scoring margin | -10.8 | - | * 1-5-13 | DELAWARE | L 72-84 | 6126 |
| FIELD GOALS-ATT | 103-290 | 116-250 | * 1/10/13 | at George Mason | L 46-71 | 4011 |
| Field goal pct | .355 | .464 | * 01/16/13 | at UNCW | L 60-65 | 3832 |
| 3 POINT FG-ATT | 23-84 | 28-78 | * - Conference game | | | |
| 3-point FG pct | .274 | .359 | | | | |
| 3-pt FG made per game | 4.6 | 5.6 | | | | |
| FREE THROWS-ATT | 66-100 | 89-127 | | | | |
| Free throw pct | .660 | .701 | | | | |
| F-Throws made per game | 13.2 | 17.8 | | | | |
| REBOUNDS | 183 | 179 | | | | |
| Rebounds per game | 36.6 | 35.8 | | | | |
| Rebounding margin | +0.8 | - | | | | |
| ASSISTS | 48 | 78 | | | | |
| Assists per game | 9.6 | 15.6 | | | | |
| TURNOVERS | 74 | 75 | | | | |
| Turnovers per game | 14.8 | 15.0 | | | | |
| Turnover margin | +0.2 | - | | | | |
| Assist/turnover ratio | 0.6 | 1.0 | | | | |
| STEALS | 36 | 37 | | | | |
| Steals per game | 7.2 | 7.4 | | | | |
| BLOCKS | 19 | 32 | | | | |
| Blocks per game | 3.8 | 6.4 | | | | |
| ATTENDANCE | 12220 | 10949 | | | | |
| Home games-Avg/Game | 2-6110 | 3-3650 | | | | |
| Neutral site-Avg/Game | - | 0-0 | | | | |

| Score by Periods | 1st | 2nd | Totals |
|-------------------------|------------|------------|---------------|
| OLD DOMINION | 140 | 155 | 295 |
| Opponents | 154 | 195 | 349 |