



# FOOTBALL

## GAME 7

vs. Old Dominion

6:30 p.m. CT | Oct. 20, 2018 | Houchens-Smith Stadium (22,113)

**ON TV:** ESPN+ Play-by-Play: Graham Doty  
Analyst: Chip Hoback

**RADIO:** WKU Play-by-Play: Jevin Redman  
Analyst: Leo Peckenpaugh  
Reporter: Terry Obee

Hilltopper IMG Sports Network: 100.7 FM, 1450 AM

Internet Radio: WKUSports.tv and Tuneln app  
Live Stats: WKU.Statbroadcast.com

### WKU HILLTOPPERS (1-5, 0-2)

DATE	OPPONENT	TIME (CT)	TV/RESULT
<b>AUGUST/SEPTEMBER</b>			
31	at Wisconsin	8 p.m.	L, 3-34
8	at Maine	6:30 p.m.	L, 28-31
15	at Louisville	6:30 p.m.	L, 17-20
22	at Ball State	2 p.m.	W, 28-20
29	at Marshall*	6:30 p.m.	L, 17-20
<b>OCTOBER</b>			
13	at Charlotte	2:30 p.m.	L, 14-40
20	at Old Dominion	6:30 p.m.	ESPN+
27	at FIU* (HC)	6:30 p.m.	beIN
<b>NOVEMBER</b>			
2	at Middle Tennessee*	7 p.m.	CBS SN
10	at Florida Atlantic*	4 p.m.	Stadium
17	at UTEP*	6:30 p.m.	beIN
24	at Louisiana Tech	11 a.m.	CBS SN

### OLD DOMINION MONARCHS (1-6, 0-4 C-USA)

DATE	OPPONENT	TIME (CT)	TV/RESULT
<b>September</b>			
1	at Liberty	5 p.m.	L, 10-52
8	at FIU*	6:30 p.m.	L, 20-28
13	at Charlotte*	3 p.m.	L, 25-28
22	at #13 Virginia Tech	2:30 p.m.	W, 49-35
29	at East Carolina	2:30 p.m.	L, 35-37
<b>October</b>			
6	at Florida Atlantic*	4 p.m.	L, 33-52
13	at Marshall*	2:30 p.m.	L, 20-42
20	at WKU*	6:30 p.m.	ESPN+
27	at Middle Tennessee*	2:30 p.m.	ESPN+
<b>November</b>			
10	at North Texas*	1 p.m.	ESPN3
17	at VMI	1 p.m.	ESPN+
24	at Rice*	12 p.m.	ESPN+



WKU VS. OLD DOMINION .....	4-0
Mike Sanford vs. Old Dominion .....	1-0
Bobby Wilder vs. WKU .....	0-4
in Bowling Green .....	2-0

# HILLTOPPERS

## 2018 GAME NOTES

@WKUFootball

/WKUFootball

WKUSports.com

@WKUFootball

WKUSports

**Media Contact:** Kyle Neaves, Associate Athletic Director, Communications • Kyle.Neaves@wku.edu • (228) 424-6921 • @KyleNeavesWKU  
**Secondary Contact:** Bryan Fyalkowski, Assistant Director of Media Relations • Bryan.Fyalkowski@wku.edu • (412) 335-2675 • @fyalkowski

### NOTING THE HILLTOPPERS

- WKU is celebrating its 100th season of football this fall. The program played its first game in 1913, and due to years missed for World War I and World War II, the 2018 squad is the program's 100th.
- Head coach Mike Sanford, who became the school's 20th head coach on Dec. 14, 2016, is in his second year on The Hill after becoming one of just five rookie head coaches to take his team to a bowl game in his first season.
- When he was hired, Sanford became the youngest head coach in the FBS at 34 years old. Oklahoma's Lincoln Riley is currently the youngest, making Sanford the nation's second-youngest FBS head coach.
- WKU began the FBS transition in 2007 before becoming a full member in 2009. The 2018 season is WKU's 10th as a full FBS member.
- Through six games, WKU has played four quarterbacks and had three different starters. Drew Eckels started games one and two, Steven Duncan drew the start at Louisville and vs. Marshall, and Davis Shanley started at Ball State. The Hilltoppers, Cal, and Air Force are the only teams in the nation to this point in the season to have three different starting quarterbacks.
- WKU features one of the nation's youngest rosters in 2018 with just 10 total seniors. Approximately 65 players on the roster are either true freshmen, redshirt freshmen, or sophomores - the 15th youngest roster in the nation.
- WKU's starting offensive line entered the season with five new position starters - none of WKU's starting five had ever started at their position - making WKU's already young line one of only three (UTSA, Fresno State) in the nation with five new position starters. **More on Page 12**
- Only Illinois (8), Ball State (9), Memphis (9) and SMU (9) have fewer overall seniors on their roster, and WKU, Oregon, and Tennessee are the nation's only programs who do not have a senior offensive lineman.

### NOTING THE GAME

- WKU hosts Old Dominion for its annual white out game. The Monarchs and Hilltoppers are both seeking their first C-USA victories of the season.
- The game marks WKU's 1,000th in program history as well. Over the years, the Hilltoppers have compiled a 571-397-31 overall record for a winning percentage of 58.7 percent.
- The 1968 team, the first to play in Smith Stadium, will also be recognized during the game as part of their 50th reunion. Jimmy Feix' first team, the 1968 Hilltoppers were 7-2-1 overall, runner-up in the Ohio Valley Conference, and the last team in the nation in 1968 to surrender a point -- opening with five straight shutout victories.
- Old Dominion and WKU have had some barnburners in the short series with an average score of 54-34. Last year's game in Norfolk was the closest as WKU escaped with a 35-31 victory in a back-and-forth affair.
- The Hilltoppers are seeking their first home victory of the season after dropping their first two home games by a combined six points. On the calendar, it would be the latest WKU has gotten its first home win since the 2011 team beat UL-Lafayette on Oct. 22 in the fourth home game of the year.

### WHERE TO FIND IT

#### GENERAL

Media Information .....	2
Weekly Schedule .....	2
Mike Sanford .....	8
Rule Changes .....	10
C-USA Standings .....	11
WKU Rosters .....	14-15
What Returns .....	15-16
Game Recaps .....	22-27
Opponent Schedules .....	29

#### ON THE GAME

Game Center .....	3
Depth Chart .....	7
Assistant Coaches .....	7
Record Breakdown .....	9

#### NOTEBOOK

Depth Chart Notes .....	4-6
Schedule Notes .....	6
2018 Notebook .....	9-12
Start Chart .....	12
Games Played Chart .....	13
Game Notables .....	18
The Last Time .....	20-21

#### STATISTICS

Opening Drives .....	16
Position/Game Starts .....	17
Explosive Plays .....	18
Turnovers/Big Plays .....	19
Drive Summaries .....	28
Stat Packet .....	30

### NUMBERS TO WATCH

10

WKU's roster features just 10 seniors, the third-fewest among any team in the country.

95

WKU's sophomores (redshirt and true) have a combined 95 career starts - the most among any group on the roster.

1,000

The game will be the 1,000th in WKU's history. The Hilltoppers boast an all-time record of 571-397-31 (.587).

## Media **INFORMATION**

**WORKING CREDENTIALS:** To request credentials, contact the Media Relations office. All requests should be made as early as possible and should be limited to working press only. Working space in the Houchens-Smith Stadium press box is limited and a photo work room is available on the ground level for credentialed photographers.

**MEDIA WILL-CALL:** If not received by mail, credentials may be picked up at the media "Will Call" table, located next to the press box elevators on the lower level of the east side of the stadium between gates 4 and 5. Please be mindful that parking passes cannot be picked up at will-call and must be received prior to gameday.

**PHOTOGRAPHERS:** Credentials for photographers will be issued on the basis of circulation, with priority granted to agencies covering the participating schools on a regular basis. Per NCAA rules, images or likeness of current student-athletes may not be sold, distributed or used for commercial purposes.

**SIDELINE ACCESS:** Excluding select portions of the game, media sideline access is reserved for photographers/videographers. Credentialed photographers/videographers who arrive on the sideline without proper equipment will be removed from the sideline. Credentials must be worn at all times on the sideline. When on the sideline, media must remain outside the bench area. This includes during pre-game activities.

**RECRUITS:** Per NCAA rule, media are not permitted to have contact with a prospect or family members of a prospect during their visit (official or unofficial) to campus, including prospects in attendance at practice or games. Contact includes in-person conversations, phone calls, text messages, e-mails, etc. Media are also asked to make every effort to keep distance from prospects on campus, including at practice, during pre-game activities on the sidelines and in the stands.

**GAMEDAY SERVICES:** Members of the media covering WKU will be provided with pregame notes for both teams, a game program and a flipcard. Statistics and a running play-by-play will be handed out after each quarter. Approximately 30 minutes following the completion of the game, a final statistical book, including complete team and individual stats, running play-by-play and postgame quotes from players and coaches, will be available. The first run of books will be given directly to the visiting SID to allow for easy departure with their team.

**POSTGAME INTERVIEWS:** For home games, Coach Mike Sanford and select student-athletes will hold a postgame news conference with the media in the team meeting room of Harbaugh Hall. Athletics Media Relations office representatives will be available to assist in postgame interviews. A member of the AMR staff will accompany members of the press wishing to go to the sidelines, beginning with five minutes remaining in the final quarter.

**PRACTICES:** WKU will begin practice at 4 p.m. on a normal game week every Tuesday through Friday. WKU football practices are open to media Tuesday and Wednesday for periods 1 through 4. Video is permitted for individual drills only during the open periods, although media may be alerted of other portions that are not available for video. Requests for players and assistants should be made by 11 a.m. on the day of practice.

### MEDIA RELATIONS

<b>Kyle Neaves</b>	<b>Associate A.D./Communications</b>
Kyle.Neaves@wku.edu	Cell: (228) 424-6921
Primary Football Contact	Office: (270) 745-3756
<b>Bryan Fyalkowski</b>	<b>Assistant Media Relations Dir.</b>
Bryan.Fyalkowski@wku.edu	Cell: (412) 335-2675
Secondary Football/Players Contact	
<b>Zach Greenwell</b>	<b>Associate Media Relations Dir.</b>
Zachary.Greenwell@wku.edu	
<b>Jessica Leifheit</b>	<b>Assistant Media Relations Dir.</b>
Jessica.Leifheit@wku.edu	
<b>Currie McFayden</b>	<b>Associate Media Relations Dir.</b>
Currie.McFayden@wku.edu	
<b>Dana Brown</b>	<b>Media Relations Assistant</b>
Dana.Brown667@topper.wku.edu	
<b>Paul Just</b>	<b>Sports Information Director Emeritus</b>
Paul.Just@wku.edu	

**Mailing Address:**

Athletic Media Relations  
E.A. Diddle Arena Room 1454  
1605 Avenue of Champions  
Bowling Green, KY 42101

### WEEKLY PRESS CONFERENCE

Coach Mike Sanford will hold his weekly press conference each Monday during a game week at 11:30 a.m. in the Paul Just Media Room inside Diddle Arena. Assistant head coach/defensive coordinator Clayton White will also be available.

Both Coach Sanford and White will be available for out-of-town media during a weekly teleconference which coincides with the press conference. The call-in number for the press conference can be obtained by contacting Kyle Neaves.

### COLLEGEPRESSBOX.COM

CollegePressBox.com is the official media website for Division I football. Access and download weekly game notes, quotes, statistics, media guides, headshots, logos and more for each conference and its member schools. Login information will be distributed to accredited media or you can apply for a password by sending an e-mail to password@collegepressbox.com.

## WEEK 7 SCHEDULE

**14**  
**SUNDAY**

**15**  
**MONDAY**

**Off Day for Players**

**Press Conference**  
Mike Sanford and Clayton White available in the Just Media Room - 11:30 a.m.

**16**  
**TUESDAY**

**Practice**  
4-6 p.m.

Offense available following practice.

**17**  
**WEDNESDAY**

**Practice**  
4-6 p.m.

Defense available following practice.

**18**  
**THURSDAY**

**Closed Practice**

Mike Sanford available following practice (~5 p.m.).

**19**  
**FRIDAY**

**No availability**

**20**  
**SATURDAY**

**Game #7**  
vs. Old Dominion  
Kick - 6:30 p.m. CT  
ESPN+

**Post Game**  
Coach Sanford and select players available.

### LAST MEETING

October 20, 2017 • S.B. Ballard Stadium • Norfolk, Va. • 20,188



<b>WKU</b>	<b>35</b>
<b>Old Dominion</b>	<b>31</b>

#### Quarter Breakdown

	1	2	3	4	Total
WKU	7	14	0	14	35
Old Dominion	7	7	17	0	31

#### Scoring Summary

1st 7:54 -- ODU	Ray Lawry 1-yard rush (Rice kick)   7-79, 2:37
6:18 -- WKU	Jacquez Sloan 44-yard pass from Mike White (Nuss kick)   4-72, 1:31
2nd 10:35 -- ODU	Jeremy Cox 9-yard rush (Rice kick)   11-85, 4:49
6:02 -- WKU	Deon Yelder 4-yard pass from Mike White (Nuss kick)   12-68, 4:27
0:53 -- WKU	Cam Echols-Luper 13-yard pass from Mike White (Nuss kick)   3-18, 1:09
3rd 10:30 -- ODU	Ray Lawry 14-yard rush (Rice kick)   10-61, 4:22
8:45 -- ODU	Nick Rice 38-yard field goal   4-(-4), 1:26
1:57 -- ODU	Ray Lawry 46-yard rush (Rice kick)   10-94, 4:56
4th 9:03 -- WKU	Nacarius Fant 9-yard pass from Mike White (Nuss kick)   12-69, 3:57
7:41 -- WKU	Quin Jernighan 30-yard pass from Mike White (Nuss kick)   4-44, 1:05

	WKU	ODU
First Downs	23	20
Rushes - Net Yards	33-73	48-268
Rushing Touchdowns	0	4
Yards Passing	343	180
Completions-Attempts-Int	25-35-1	17-25-3
Total Plays - Total Offense	68-416	73-448
Fumbles: Number-Lost	2-1	2-1
Penalties: Number-Yards	5-25	9-84
Punts - Avg.	4-43.2	3-41.3
Time of Possession	28:17	31:43
Third-Down Conversions	7 of 12	8 of 15
Fourth-Down Conversions	0 of 1	1 of 2

**PASSING:** WKU -- Mike White 24-34-304/5-1, Cam Echols-Luper 1-1-39/0-0 ODU -- Steven Williams 17-25-180/0-3

**RUSHING:** WKU -- Quinton Baker 14-48, D'Andre Ferby 10-31, Drew Eckels 1-11, Jakairi Moses 2-4, Mike White 6-(-21) ODU -- Ray Lawry 27-166/3, Jeremy Cox 12-57/1, Steven Williams 9-45

**RECEIVING:** WKU -- Quin Jernighan 6-81/1, Deon Yelder 3-65/1, Jacquez Sloan 2-43/1, Cam Echols-Luper 4-42/1, Nacarius Fant 3-35/1, Kylan Towner 2-32, Xavier Lane 3-29, Lucky Jackson 1-11, D'Andre Ferby 1-5 ODU -- Isaiah Harper 4-55, Melvin Vaughn 4-33, Kevin Todd 2-28, Jeremy Cox 2-27, Gemonta Jackson 2-18, Ray Lawry 2-14, Travis Fulgham 1-5

### QUICK FACTS

	WKU	ODU
Location	Bowling Green, Ky.	Norfolk, Va.
Founded	1906	1930
Enrollment	20,267	19,540
Nickname	Hilltoppers	Monarchs
Colors	Red & White	Slate/Light Blue & Silver
Home Stadium	Houchens-Smith	S.B. Ballard
Stadium Capacity	22,113	15,314
Conference Affiliation	Conference USA	Conference USA
2017 Record	6-6	5-7
2017 Conference Record	4-4	2-5
2017 Conference Finish	t-3rd, East	6th, East

### TEAM COMPARISON

#### 2018 STATS

	WKU	ODU
Scoring Offense	17.8	27.4
Scoring Defense	27.5	39.1
Rushing Yards	104.8	103.9
Rushing Defense	170.7	240.0
Passing Yards	252.8	303.0
Passing Defense	222.8	281.6
Total Offense	357.7	406.9
Total Defense	393.5	521.6
Interceptions Lost/Gained	5/5	6/5
Fumbles Lost/Gained	5/3	3/2
Penalties/Yards	7.0/62.0	4.4/41.9
Time of Possession	28:27	29:08
Third Down Off./Def.	37%/39%	31%/43%
Fourth Down Off./Def.	22%/67%	64%/53%
Sacks For/Allowed	10/17	11/20
Touchdowns For/Allowed	14/19	25/38
Field Goal Attempts	3-7	7-11
Red Zone TD Off./Def.	56%/48%	63%/77%

### NCAA RANKING COMPARISON

#### 2018 RANKINGS

	WKU	ODU
Scoring Offense	126	t-80
Scoring Defense	77	t-121
Rushing Offense	122	121
Rushing Defense	79	123
Passing Offense	48	19
Passing Defense	63	117
Total Offense	104	66
Total Defense	74	128
First Downs Offense	t-87	50
First Downs Defense	t-75	126
Penalty Yards	81	t-16
Turnover Margin	t-91	t-86
Time of Possession	95	85
Sacks For	t-94	t-83
Sacks Against	t-97	t-113
Third Down Offense	88	127
Third Down Defense	t-75	106
RZ Touchdown Off.	t-98	67
RZ Touchdown Def.	t-22	114

### SERIES BREAKDOWN

#### WKU leads, 4-0

All-Time Results			
SCORE	W/L	DATE	HOST
35-31	W	10-20-17	ODU
59-24	W	10-22-16	WKU
55-30	W	10-31-15	ODU
66-51	W	10-25-14	WKU

# Depth Chart NOTES


<b>QB</b>		<b>#10 Steven Duncan</b> 6-4, 230, r-So., Charleston, S.C.	<ul style="list-style-type: none"> <li>Orchestrated the final possession at Charlotte, ending the 11-play, 75-yard drive with a 7-yard TD pass</li> <li>Had career marks vs. Marshall, including a 3-yard TD rush, the 1st of his career, and a 60-yard pass to Sloan</li> <li>Played in relief of Shanley to begin the 2nd half at Ball State, led WKU to win, with TD on 3-of-4 drives</li> <li>Redshirted in 2016 ... Threw for over 3,000 yards and connected on 26 TD as a senior at Ashley Ridge HS</li> </ul>	<table border="1"> <thead> <tr> <th>Year</th> <th>GP/GS</th> <th>Cmp.</th> <th>Att.</th> <th>Pct.</th> <th>Yds.</th> <th>TD/INT</th> </tr> </thead> <tbody> <tr> <td>2018</td> <td>4/2</td> <td>46</td> <td>70</td> <td>65.7</td> <td>437</td> <td>4/2</td> </tr> <tr> <td><b>Career</b></td> <td>5/2</td> <td>48</td> <td>72</td> <td>66.7</td> <td>439</td> <td>4/2</td> </tr> <tr> <td><b>Car. Highs:</b></td> <td>24</td> <td>39</td> <td>--</td> <td>263</td> <td>2/1</td> <td></td> </tr> </tbody> </table>	Year	GP/GS	Cmp.	Att.	Pct.	Yds.	TD/INT	2018	4/2	46	70	65.7	437	4/2	<b>Career</b>	5/2	48	72	66.7	439	4/2	<b>Car. Highs:</b>	24	39	--	263	2/1	
		Year	GP/GS	Cmp.	Att.	Pct.	Yds.	TD/INT																								
2018	4/2	46	70	65.7	437	4/2																										
<b>Career</b>	5/2	48	72	66.7	439	4/2																										
<b>Car. Highs:</b>	24	39	--	263	2/1																											
		<b>#12 Davis Shanley</b> 6-1, 190, r-Fr., Duluth, Ga.	<ul style="list-style-type: none"> <li>Took over for the 3rd series at Louisville and played the rest of the game, going 22-of-33 for 240 yards</li> <li>Saw backup time at #4 Wisconsin, had 3 rushes for 31 yards ... Redshirted his first year on The Hill in 2017</li> <li>Over a 2-year career at South Forstyh HS, he tallied 4,017 passing yards on 277-of-460 attempts (60.2%)</li> </ul>	<table border="1"> <thead> <tr> <th>Year</th> <th>GP/GS</th> <th>Cmp.</th> <th>Att.</th> <th>Pct.</th> <th>Yds.</th> <th>TD/INT</th> </tr> </thead> <tbody> <tr> <td>2018</td> <td>4/2</td> <td>57</td> <td>84</td> <td>67.9</td> <td>566</td> <td>1/2</td> </tr> <tr> <td><b>Car. Highs:</b></td> <td>22</td> <td>33</td> <td>--</td> <td>240</td> <td>1/2</td> <td></td> </tr> </tbody> </table>	Year	GP/GS	Cmp.	Att.	Pct.	Yds.	TD/INT	2018	4/2	57	84	67.9	566	1/2	<b>Car. Highs:</b>	22	33	--	240	1/2								
Year	GP/GS	Cmp.	Att.	Pct.	Yds.	TD/INT																										
2018	4/2	57	84	67.9	566	1/2																										
<b>Car. Highs:</b>	22	33	--	240	1/2																											
<b>RB</b>		<b>#25 Joshua Samuel</b> 5-11, 205, r-Fr., Greenville, S.C.	<ul style="list-style-type: none"> <li>Had career-high 19 rushes for 91 yards and his 1st career TD at Ball State, including 50 yards on final drive</li> <li>Ranked 2nd on the Hilltopper with 46 yards at Louisville, including a team season long of 17 yards</li> <li>Redshirted in 2017 ... Prepped at Central Gwinnett HS and rushed for 972 yards and 7 TD as a senior</li> <li>Averaged 123.4 all-purpose yards a game and 5.7 yards per carry ... Was rated as a three-star recruit</li> </ul>	<table border="1"> <thead> <tr> <th>Year</th> <th>GP/GS</th> <th>Rush</th> <th>Yds.</th> <th>Avg.</th> <th>TD</th> <th>Long</th> </tr> </thead> <tbody> <tr> <td>2018</td> <td>6/4</td> <td>48</td> <td>231</td> <td>4.8</td> <td>1</td> <td>17</td> </tr> <tr> <td><b>Career</b></td> <td>6/4</td> <td>48</td> <td>231</td> <td>4.8</td> <td>1</td> <td>17</td> </tr> <tr> <td><b>Car. Highs:</b></td> <td>19</td> <td>91</td> <td>--</td> <td>1</td> <td>17</td> <td></td> </tr> </tbody> </table>	Year	GP/GS	Rush	Yds.	Avg.	TD	Long	2018	6/4	48	231	4.8	1	17	<b>Career</b>	6/4	48	231	4.8	1	17	<b>Car. Highs:</b>	19	91	--	1	17	
		Year	GP/GS	Rush	Yds.	Avg.	TD	Long																								
2018	6/4	48	231	4.8	1	17																										
<b>Career</b>	6/4	48	231	4.8	1	17																										
<b>Car. Highs:</b>	19	91	--	1	17																											
		<b>#14 Garland LaFrance</b> 5-10, 175, Fr., New Orleans, La.	<ul style="list-style-type: none"> <li>Had 177 all-purpose yards vs. Maine (90 receiving, 54 kick return and 33 rushing) including a 75-yard TD</li> <li>Played at St. Augustine High School, the same program as NFL stars Leonard Fournette and Tyrann Mathieu</li> <li>Was rated as a 3-star with an 84 composite score by 247Sports, ranking 51 overall in the state of Louisiana</li> </ul>	<table border="1"> <thead> <tr> <th>Year</th> <th>GP/GS</th> <th>Rush</th> <th>Yds.</th> <th>Avg.</th> <th>TD</th> <th>Long</th> </tr> </thead> <tbody> <tr> <td>2018</td> <td>6/0</td> <td>16</td> <td>78</td> <td>4.9</td> <td>0</td> <td>16</td> </tr> <tr> <td><b>Car. Highs:</b></td> <td>7</td> <td>34</td> <td>--</td> <td>0</td> <td>16</td> <td></td> </tr> </tbody> </table>	Year	GP/GS	Rush	Yds.	Avg.	TD	Long	2018	6/0	16	78	4.9	0	16	<b>Car. Highs:</b>	7	34	--	0	16								
Year	GP/GS	Rush	Yds.	Avg.	TD	Long																										
2018	6/0	16	78	4.9	0	16																										
<b>Car. Highs:</b>	7	34	--	0	16																											
<b>WR</b>		<b>#16 Quin Jernighan</b> 6-3, 210, r-Jr., LaVerne, Tenn.	<ul style="list-style-type: none"> <li>Has 4+ catches in the past 4 games and 30+ yards in each game this season, highs of 5 for 77 at Louisville</li> <li>Ranked 2nd on the Hilltopper with 46 yards at Louisville, including a team season long of 17 yards</li> <li>Made his 2nd straight start at ODU in 2017, had career-highs of 6 catches for 81 yards and a 30-yard TD</li> <li>Made his 1st-career WKU reception at FAU in 2016, which was a 3-yard touchdown pass from Eckels</li> </ul>	<table border="1"> <thead> <tr> <th>Year</th> <th>GP/GS</th> <th>Rec</th> <th>Yds.</th> <th>Avg.</th> <th>TD</th> <th>Long</th> </tr> </thead> <tbody> <tr> <td>2018</td> <td>6/5</td> <td>24</td> <td>237</td> <td>9.9</td> <td>0</td> <td>28</td> </tr> <tr> <td><b>Career</b></td> <td>27/13</td> <td>65</td> <td>689</td> <td>10.6</td> <td>4</td> <td>46</td> </tr> <tr> <td><b>Car. Highs:</b></td> <td>6</td> <td>81</td> <td>--</td> <td>2</td> <td>46</td> <td></td> </tr> </tbody> </table>	Year	GP/GS	Rec	Yds.	Avg.	TD	Long	2018	6/5	24	237	9.9	0	28	<b>Career</b>	27/13	65	689	10.6	4	46	<b>Car. Highs:</b>	6	81	--	2	46	
		Year	GP/GS	Rec	Yds.	Avg.	TD	Long																								
2018	6/5	24	237	9.9	0	28																										
<b>Career</b>	27/13	65	689	10.6	4	46																										
<b>Car. Highs:</b>	6	81	--	2	46																											
		<b>#9 Xavier Lane</b> 6-4, 200, r-So., Montgomery, Ala.	<ul style="list-style-type: none"> <li>Had career-high 6 grabs for 86 yards vs. Ball State in 2017, all in the 1st half, helping WKU take a 17-7 lead</li> <li>Had then-career-highs of 5 catches for 54 yards vs. Louisiana Tech and was targeted a team-high 10 times</li> <li>Made his 1st career reception in the 1st quarter at Illinois, a 17-yard catch and run ... Redshirted in 2016</li> </ul>	<table border="1"> <thead> <tr> <th>Year</th> <th>GP/GS</th> <th>Rec</th> <th>Yds.</th> <th>Avg.</th> <th>TD</th> <th>Long</th> </tr> </thead> <tbody> <tr> <td>2018</td> <td>5/1</td> <td>7</td> <td>54</td> <td>7.7</td> <td>0</td> <td>17</td> </tr> <tr> <td><b>Car. Highs:</b></td> <td>6</td> <td>86</td> <td>--</td> <td>--</td> <td>25</td> <td></td> </tr> </tbody> </table>	Year	GP/GS	Rec	Yds.	Avg.	TD	Long	2018	5/1	7	54	7.7	0	17	<b>Car. Highs:</b>	6	86	--	--	25								
Year	GP/GS	Rec	Yds.	Avg.	TD	Long																										
2018	5/1	7	54	7.7	0	17																										
<b>Car. Highs:</b>	6	86	--	--	25																											
<b>WR</b>		<b>#11 Lucky Jackson</b> 6-1, 185, r-Jr., Lexington, Ky.	<ul style="list-style-type: none"> <li>Leads WKU in receptions (24) and yards (314) thru 5 games, had a career-high 8 receptions at Ball State</li> <li>Posted his 4th career 100-yard game vs. Maine, with 4 catches for 115 yards and a pair of touchdowns</li> <li>Racked up 39 receptions for 600 yards and 3 TD in 2017, ranking 2nd for WKU with 15.4 yards per catch</li> <li>His 93-yard TD vs. MT tied for the 3rd-longest catch in WKU history and was 1-of-8 of 90 yards in 2017</li> </ul>	<table border="1"> <thead> <tr> <th>Year</th> <th>GP/GS</th> <th>Rec</th> <th>Yds.</th> <th>Avg.</th> <th>TD</th> <th>Long</th> </tr> </thead> <tbody> <tr> <td>2018</td> <td>6/6</td> <td>28</td> <td>334</td> <td>11.9</td> <td>2</td> <td>66</td> </tr> <tr> <td><b>Career</b></td> <td>32/18</td> <td>93</td> <td>1,328</td> <td>14.3</td> <td>7</td> <td>93</td> </tr> <tr> <td><b>Car. Highs:</b></td> <td>8</td> <td>135</td> <td>--</td> <td>2</td> <td>93</td> <td></td> </tr> </tbody> </table>	Year	GP/GS	Rec	Yds.	Avg.	TD	Long	2018	6/6	28	334	11.9	2	66	<b>Career</b>	32/18	93	1,328	14.3	7	93	<b>Car. Highs:</b>	8	135	--	2	93	
		Year	GP/GS	Rec	Yds.	Avg.	TD	Long																								
2018	6/6	28	334	11.9	2	66																										
<b>Career</b>	32/18	93	1,328	14.3	7	93																										
<b>Car. Highs:</b>	8	135	--	2	93																											
		<b>#7 Jahcour Pearson</b> 5-9, 180, r-So., Fort Lauderdale, Fla.	<ul style="list-style-type: none"> <li>Posted career marks at Charlotte with 3 receptions for 38 yards, all coming in the final drive of the contest</li> <li>Finished the 2017 season with 7 catches for 40 yards, including a career-long 24-yarder in the Cure Bowl</li> <li>Redshirted his first year on The Hill in 2016 ... Came to WKU from Flanagan HS under coach Devin Bush</li> </ul>	<table border="1"> <thead> <tr> <th>Year</th> <th>GP/GS</th> <th>Rec</th> <th>Yds.</th> <th>Avg.</th> <th>TD</th> <th>Long</th> </tr> </thead> <tbody> <tr> <td>2018</td> <td>5/0</td> <td>3</td> <td>38</td> <td>12.7</td> <td>0</td> <td>18</td> </tr> <tr> <td><b>Car. Highs:</b></td> <td>3</td> <td>38</td> <td>--</td> <td>--</td> <td>24</td> <td></td> </tr> </tbody> </table>	Year	GP/GS	Rec	Yds.	Avg.	TD	Long	2018	5/0	3	38	12.7	0	18	<b>Car. Highs:</b>	3	38	--	--	24								
Year	GP/GS	Rec	Yds.	Avg.	TD	Long																										
2018	5/0	3	38	12.7	0	18																										
<b>Car. Highs:</b>	3	38	--	--	24																											
<b>WR</b>		<b>#2 Jacquez Sloan</b> 5-9, 165, So., Atlanta, Ga.	<ul style="list-style-type: none"> <li>Went for a career-high 6 receptions at Charlotte and tallied 83 yards, including a 42-yard catch in the 1st Q</li> <li>Had career marks vs. Marshall, with 4 catches for 87 yards, including a long 60-yard grab in 4th quarter</li> <li>Had 12 catches for 182 yards and 2 scores in 2017, while his 15.17 yards per reception mark was 3rd-best</li> <li>Of his 2017 numbers, 10 catches, 161 yards receiving and both touchdowns came in the span of 3 weeks</li> </ul>	<table border="1"> <thead> <tr> <th>Year</th> <th>GP/GS</th> <th>Rec</th> <th>Yds.</th> <th>Avg.</th> <th>TD</th> <th>Long</th> </tr> </thead> <tbody> <tr> <td>2018</td> <td>6/3</td> <td>18</td> <td>287</td> <td>15.9</td> <td>0</td> <td>60</td> </tr> <tr> <td><b>Career</b></td> <td>17/6</td> <td>28</td> <td>469</td> <td>16.8</td> <td>1</td> <td>60</td> </tr> <tr> <td><b>Car. Highs:</b></td> <td>6</td> <td>87</td> <td>--</td> <td>1</td> <td>60</td> <td></td> </tr> </tbody> </table>	Year	GP/GS	Rec	Yds.	Avg.	TD	Long	2018	6/3	18	287	15.9	0	60	<b>Career</b>	17/6	28	469	16.8	1	60	<b>Car. Highs:</b>	6	87	--	1	60	
		Year	GP/GS	Rec	Yds.	Avg.	TD	Long																								
2018	6/3	18	287	15.9	0	60																										
<b>Career</b>	17/6	28	469	16.8	1	60																										
<b>Car. Highs:</b>	6	87	--	1	60																											
		<b>#86 Spencer Gaddis</b> 6-0, 175, Fr., Alpharetta, Ga.	<ul style="list-style-type: none"> <li>Has yet to see game action on The Hill ... Had 50 catches for 721 yards and 7 TD as a senior at Alpharetta HS</li> <li>Played for head coach Jacob Nichols, as the Raiders advanced to the Georgia state quarterfinals in 2017</li> <li>Was rated as a three-star with an 82 composite score by 247Sports, ranking 160th overall in the state</li> </ul>	<table border="1"> <thead> <tr> <th>Year</th> <th>GP/GS</th> <th>Rec</th> <th>Yds.</th> <th>Avg.</th> <th>TD</th> <th>Long</th> </tr> </thead> <tbody> <tr> <td>2018</td> <td>--</td> <td>--</td> <td>--</td> <td>--</td> <td>--</td> <td>--</td> </tr> <tr> <td><b>Car. Highs:</b></td> <td>--</td> <td>--</td> <td>--</td> <td>--</td> <td>--</td> <td>--</td> </tr> </tbody> </table>	Year	GP/GS	Rec	Yds.	Avg.	TD	Long	2018	--	--	--	--	--	--	<b>Car. Highs:</b>	--	--	--	--	--	--							
Year	GP/GS	Rec	Yds.	Avg.	TD	Long																										
2018	--	--	--	--	--	--																										
<b>Car. Highs:</b>	--	--	--	--	--	--																										
<b>TE</b>		<b>#42 Kyle Fourtenbary</b> 6-3, 240, r-So., Opelika, Ala.	<ul style="list-style-type: none"> <li>Has 4+ catches and 30+ yards in each of the past 3 games, totaling 14 receptions for 111 yards and 1 TD</li> <li>Hauled in a career-high 5 passes at Louisville, including his 1st career TD, a 9-yarder to put WKU ahead 7-0</li> <li>Ranked 3rd among Hilltopper tight ends in 2017 with 8 receptions for 96 yards ... Redshirted in 2016</li> <li>With receptions of 35 and 19 yards vs. Charlotte in 2017, Fourtenbary established a career-high of 54 yards</li> </ul>	<table border="1"> <thead> <tr> <th>Year</th> <th>GP/GS</th> <th>Rec</th> <th>Yds.</th> <th>Avg.</th> <th>TD</th> <th>Long</th> </tr> </thead> <tbody> <tr> <td>2018</td> <td>6/6</td> <td>21</td> <td>179</td> <td>8.5</td> <td>1</td> <td>28</td> </tr> <tr> <td><b>Career</b></td> <td>18/9</td> <td>29</td> <td>275</td> <td>9.5</td> <td>1</td> <td>35</td> </tr> <tr> <td><b>Car. Highs:</b></td> <td>5</td> <td>54</td> <td>--</td> <td>--</td> <td>35</td> <td></td> </tr> </tbody> </table>	Year	GP/GS	Rec	Yds.	Avg.	TD	Long	2018	6/6	21	179	8.5	1	28	<b>Career</b>	18/9	29	275	9.5	1	35	<b>Car. Highs:</b>	5	54	--	--	35	
		Year	GP/GS	Rec	Yds.	Avg.	TD	Long																								
2018	6/6	21	179	8.5	1	28																										
<b>Career</b>	18/9	29	275	9.5	1	35																										
<b>Car. Highs:</b>	5	54	--	--	35																											
		<b>#85 Mik'Quan Deane</b> 6-4, 240, r-Sr., Tulsa, Okla.	<ul style="list-style-type: none"> <li>Notched a career-high 64 yards and 1 TD vs. Marshall, including a career-long 43-yarder in the 2nd quarter</li> <li>Tied a career-high with 5 catches while adding 48 yards and 2 touchdowns in the 28-20 win at Ball State</li> <li>Scored his 1st career TD vs. Charlotte in 2017 (a 20-yard pass from Mike White) to put WKU ahead 28-14</li> </ul>	<table border="1"> <thead> <tr> <th>Year</th> <th>GP/GS</th> <th>Rec</th> <th>Yds.</th> <th>Avg.</th> <th>TD</th> <th>Long</th> </tr> </thead> <tbody> <tr> <td>2018</td> <td>6/3</td> <td>17</td> <td>190</td> <td>11.2</td> <td>3</td> <td>43</td> </tr> <tr> <td><b>Car. Highs:</b></td> <td>5</td> <td>64</td> <td>--</td> <td>2</td> <td>43</td> <td></td> </tr> </tbody> </table>	Year	GP/GS	Rec	Yds.	Avg.	TD	Long	2018	6/3	17	190	11.2	3	43	<b>Car. Highs:</b>	5	64	--	2	43								
Year	GP/GS	Rec	Yds.	Avg.	TD	Long																										
2018	6/3	17	190	11.2	3	43																										
<b>Car. Highs:</b>	5	64	--	2	43																											
<b>LT</b>		<b>#68 Parker Howell</b> 6-4, 290, r-Jr., Nashville, Tenn.	<ul style="list-style-type: none"> <li>Started his 1st game on The Hill in the 28-20 win at Ball State, leading WKU to 192 yards rushing, the most in the Mike Sanford Era</li> <li>Appeared in 5 games as a reserve offensive tackle for the Hilltoppers in 2016, appearing for the 1st time at No. 1 Alabama</li> <li>Also saw time as a freshman vs. Houston Baptist, Old Dominion, North Texas and at Marshall ... Redshirted in 2015</li> <li>Was a 2-way player, at offensive tackle and defensive end, for Christ Presbyterian Academy ... CPA had a 15-0 record in 2014</li> </ul>	<table border="1"> <thead> <tr> <th>Year</th> <th>GP/GS</th> </tr> </thead> <tbody> <tr> <td>2018</td> <td>4/3</td> </tr> <tr> <td>2017</td> <td>13/0</td> </tr> <tr> <td><b>Career</b></td> <td>22/3</td> </tr> </tbody> </table>	Year	GP/GS	2018	4/3	2017	13/0	<b>Career</b>	22/3																				
		Year	GP/GS																													
2018	4/3																															
2017	13/0																															
<b>Career</b>	22/3																															
		<b>#77 Mason Brooks</b> 6-6, 275, Fr., Cedar Park, Texas	<ul style="list-style-type: none"> <li>Has seen playing time in 2 consecutive games at left tackle following an injury to the starter, sophomore Cole Spencer</li> <li>Played for head coach Chris Ross at Cedar Park High School and was an Honor Roll Student off the field for the Timberwolves</li> <li>For his work up front, Brooks was named First Team All-District 19-5A in back-to-back seasons and rated as a 2-star recruit</li> </ul>	<table border="1"> <thead> <tr> <th>Year</th> <th>GP/GS</th> </tr> </thead> <tbody> <tr> <td>2018</td> <td>3/0</td> </tr> <tr> <td><b>Career:</b></td> <td>3/0</td> </tr> </tbody> </table>	Year	GP/GS	2018	3/0	<b>Career:</b>	3/0																						
Year	GP/GS																															
2018	3/0																															
<b>Career:</b>	3/0																															
<b>LG</b>		<b>#74 Tyler Witt</b> 6-2, 300, r-So., Joliet, Ill.	<ul style="list-style-type: none"> <li>2017 C-USA All-Academic and All-Freshman Team ... Made his 1st career start vs. FAU and has started the final 6 games at right guard</li> <li>Posted top 10-yard dash and top bench press by an offensive lineman during the 2017 Winter Pursuit</li> <li>Came to the Hill from Joliet Catholic Academy where he played for head coach Daniel Sharp ... The JCA Hilltoppers went 10-2 in 2015</li> <li>Was named Class 5A All-State by the IFC, Chicago Sun-Times All-Area Team and All-USA Illinois Second Team by USA Today</li> </ul>	<table border="1"> <thead> <tr> <th>Year</th> <th>GP/GS</th> </tr> </thead> <tbody> <tr> <td>2018</td> <td>6/6</td> </tr> <tr> <td>2017</td> <td>13/6</td> </tr> <tr> <td><b>Career</b></td> <td>19/12</td> </tr> </tbody> </table>	Year	GP/GS	2018	6/6	2017	13/6	<b>Career</b>	19/12																				
		Year	GP/GS																													
2018	6/6																															
2017	13/6																															
<b>Career</b>	19/12																															
		<b>#71 R.J. Scaife</b> 6-5, 295, r-Jr., Dade City, Fla.	<ul style="list-style-type: none"> <li>Appeared in 1 game as a redshirt sophomore, on Oct. 14 vs. Charlotte ... Saw action in 5 games in 2016, primarily as a reserve lineman</li> <li>Redshirted in 2015 after he prepped at Pasco HS under the direction of coach Tom McHugh ... Joined the Hilltoppers in January 2015</li> <li>Was a Tampa Bay Times third team All-State performer and was a first-time All-Sunshine Athletic Conference player</li> </ul>	<table border="1"> <thead> <tr> <th>Year</th> <th>GP/GS</th> </tr> </thead> <tbody> <tr> <td>2018</td> <td>--</td> </tr> <tr> <td><b>Career:</b></td> <td>6/0</td> </tr> </tbody> </table>	Year	GP/GS	2018	--	<b>Career:</b>	6/0																						
Year	GP/GS																															
2018	--																															
<b>Career:</b>	6/0																															
<b>C</b>		<b>#67 Seth Joest</b> 6-2, 300, r-So., Versailles, Ky.	<ul style="list-style-type: none"> <li>Via PFF, ranked 6th in the country in run-blocking grade and 20th overall among centers for his Week 1 performance at #4 Wisconsin</li> <li>Made his 1st career appearance on Oct. 14 vs. Charlotte ... Redshirted in 2016 after starring on the offensive line at Woodford County HS</li> <li>Was rated a 3-star prospect by Scout.com, while representing the No. 2 offensive guard prospect in the state and No. 21 overall player</li> <li>Behind Joest, the Yellowjackets rushed for 2,487 yards and 30 touchdowns in 2015</li> </ul>	<table border="1"> <thead> <tr> <th>Year</th> <th>GP/GS</th> </tr> </thead> <tbody> <tr> <td>2018</td> <td>6/6</td> </tr> <tr> <td>2017</td> <td>1/0</td> </tr> <tr> <td><b>Career</b></td> <td>7/6</td> </tr> </tbody> </table>	Year	GP/GS	2018	6/6	2017	1/0	<b>Career</b>	7/6																				
		Year	GP/GS																													
2018	6/6																															
2017	1/0																															
<b>Career</b>	7/6																															
		<b>#75 Gunner Britton</b> 6-6, 295, Fr., Conway, S.C.	<ul style="list-style-type: none"> <li>Played for head coach Carlton Terry at Conway High School; he was a team captain on the field and an Honor Roll student in the classroom</li> <li>Helped lead the Tigers to 364 yards and 34 points per game ... Played for South Carolina in the 2017 Shrine Bowl against the NC All-Stars</li> <li>Was rated as a 2-star with a 77 composite score by 247Sports, ranking 51st overall in the state and 218th nationally at his position</li> </ul>	<table border="1"> <thead> <tr> <th>Year</th> <th>GP/GS</th> </tr> </thead> <tbody> <tr> <td>2018</td> <td>--</td> </tr> <tr> <td><b>Career:</b></td> <td>--</td> </tr> </tbody> </table>	Year	GP/GS	2018	--	<b>Career:</b>	--																						
Year	GP/GS																															
2018	--																															
<b>Career:</b>	--																															
<b>RG</b>		<b>#61 Jordan Meredith</b> 6-2, 285, r-So., Bowling Green, Ky.	<ul style="list-style-type: none"> <li>Has started the 1st 5 games at right guard for WKU after beginning his redshirt sophomore campaign without a career start</li> <li>Played in all but 1 game for the Hilltoppers as a reserve offensive lineman and on special teams blocking units in 2017</li> <li>Redshirted in 2016 after coming to The Hill from right down the road at Bowling Green High School</li> <li>Won the 2015 KHSA 5A State Championship with the Purples, as the team finished with the No. 3 scoring offense in 5A</li> </ul>	<table border="1"> <thead> <tr> <th>Year</th> <th>GP/GS</th> </tr> </thead> <tbody> <tr> <td>2018</td> <td>6/6</td> </tr> <tr> <td>2017</td> <td>12/0</td> </tr> <tr> <td><b>Career</b></td> <td>18/6</td> </tr> </tbody> </table>	Year	GP/GS	2018	6/6	2017	12/0	<b>Career</b>	18/6																				
		Year	GP/GS																													
2018	6/6																															
2017	12/0																															
<b>Career</b>	18/6																															
		<b>#63 Miles Pate</b> 6-2, 320, r-Jr., Suwanee, Ga.	<ul style="list-style-type: none"> <li>Named the team's offensive line MVP following the 28-20 win at Ball State ... Started the first 7 games at right guard in 2017</li> <li>Saw action in the final 11 games of the 2016 season, primarily as a reserve offensive guard and on special teams</li> <li>His low block at MT in 2016 was essential in Deon Yelder's blocked PAT in double overtime, which led to WKU's 44-43 victory</li> </ul>	<table border="1"> <thead> <tr> <th>Year</th> <th>GP/GS</th> </tr> </thead> <tbody> <tr> <td>2018</td> <td>6/6</td> </tr> <tr> <td>2017</td> <td>11/7</td> </tr> <tr> <td><b>Career</b></td> <td>28/13</td> </tr> </tbody> </table>	Year	GP/GS	2018	6/6	2017	11/7	<b>Career</b>	28/13																				
Year	GP/GS																															
2018	6/6																															
2017	11/7																															
<b>Career</b>	28/13																															
<b>RT</b>		<b>#63 Miles Pate</b> 6-2, 320, r-Jr., Suwanee, Ga.	<ul style="list-style-type: none"> <li>Via PFF, ranks 23rd in the nation among offensive tackles overall, and has only been called for 1 penalty this season</li> <li>Named the team's offensive line MVP following the 28-20 win at Ball State ... Started the first 7 games at right guard in 2017</li> <li>Saw action in the final 11 games of the 2016 season, primarily as a reserve offensive guard and on special teams</li> <li>His low block at MT in 2016 was essential in Deon Yelder's blocked PAT in double overtime, which led to WKU's 44-43 victory</li> </ul>	<table border="1"> <thead> <tr> <th>Year</th> <th>GP/GS</th> </tr> </thead> <tbody> <tr> <td>2018</td> <td>6/6</td> </tr> <tr> <td>2017</td> <td>11/7</td> </tr> <tr> <td><b>Career</b></td> <td>28/13</td> </tr> </tbody> </table>	Year	GP/GS	2018	6/6	2017	11/7	<b>Career</b>	28/13																				
		Year	GP/GS																													
2018	6/6																															
2017	11/7																															
<b>Career</b>	28/13																															
		<b>#76 Preston Mixon</b> 6-4, 290, r-Fr., Montgomery, Ala.	<ul style="list-style-type: none"> <li>Saw his 1st game action on The Hill vs. Marshall ... Redshirted in 2017 after playing at Jefferson Davis HS</li> <li>Participant in the prestigious Alabama-Mississippi All-Star game on Dec. 10 in his hometown of Montgomery</li> <li>Was ranked as a three-star prospect by 247sports.com and ESPN and a top-170 offensive tackle nationally</li> </ul>	<table border="1"> <thead> <tr> <th>Year</th> <th>GP/GS</th> </tr> </thead> <tbody> <tr> <td>2018</td> <td>1/0</td> </tr> <tr> <td><b>Career:</b></td> <td>1/0</td> </tr> </tbody> </table>	Year	GP/GS	2018	1/0	<b>Career:</b>	1/0																						
Year	GP/GS																															
2018	1/0																															
<b>Career:</b>	1/0																															





# Depth Chart NOTES

## DE




**#10 DeAngelo Malone**  
6-4, 230, So., Ellenwood, Ga.

- Made a career-high 8 tackles (4 solo) at Louisville and made his 1st career interception off a tipped pass
- Had a career-high 1.5 sacks vs. Maine, which led the Hilltoppers, to go along with 3 tackles and 1 QB hurry
- Recorded his 1st career solo sack on the 2nd-to-last play of the game vs. Charlotte, for a 7-yard loss
- Registered a then career-high 6 tackles (1 solo) against the Illini and recorded 1/2 a sack vs. Louisiana Tech

**#58 DeVon Quincy**  
6-1, 235, r-So., Frankfort, Ky.

- Redshirted his first year on The Hill in 2016, then did not see any playing time during the 2017 season
- Came to WKU after leading his Lafayette HS team with 87 tackles in tackles, while recovering 2 fumbles
- Was an AP and Courier-Journal All-State First Team linebacker and played in the Best of the Bluegrass game

## DT




**#90 Jaylon George**  
6-3, 275, r-Jr., Atlanta, Ga.

- Made his 2nd-career sack at Charlotte, an 11-yard takedown in the 4th quarter ... Also recorded 5 tackles
- Saw his 1st extended action at Ball State and responded with a career-high 6 tackles and his 1st sack
- Had his 1st career solo TFL at #4 Wisconsin ... Made 3 tackles while playing in 6 of final 7 games of 2017
- Was 3rd on NE Oklahoma A&M with 77 tackles and 9.5 sacks in 2016, while adding a team-best 12 TFL

**#53 Jeremy Darvin**  
6-1, 300, r-So., Nashville, Tenn.

- Contributed 1 of WKU's 3 sacks at #4 Wisconsin, taking down Hornibrook for a 6-yard loss in the 2nd quarter
- Exploded for a career day in the 2017 Cure Bowl vs. Georgia State, where he picked up 7 total tackles
- Has made 2 tackles in each game vs. Charlotte, at ODU, vs. FAU, at Marshall and at FIU ... Redshirted in 2016

## DT



**#55 Evan Sayner**  
6-3, 300, r-Sr., Paducah, Ky.

- Started the first 6 games of 2017 at defensive tackle, but missed the remainder of the year due to an injury
- Recorded 1.5 tackles for loss on Sept. 9 at Illinois and another on Oct. 7 at UTEP ... Was injured vs. Charlotte
- Had a career-high 5 tackles vs. Ball State, and put up multiple takedowns in each of the 1st 5 games
- Appeared in all 14 games in 2016, contributing on both punt protection teams as well as a reserve DT

**#96 Julien Lewis**  
6-3, 300, r-Sr., Madison, Ala.

- Made his 1st career start at Old Dominion and responded with a career-high 7 tackles (2 solo) and 1 TFL
- Started the final 7 games in place of Evan Sayner, who missed the second half of the 2017 season
- Blocked a 39-yard field goal attempt by Charlotte in the 4th quarter to hold in tact a scoreless 2nd half

## DE



**#43 Carson Jordan**  
6-2, 255, r-Jr., Poplarville, Miss.

- Started the 2017 opener vs. ECU and contributed a pair of tackles, but left the game due to injury
- Sat out the remainder of the season and was granted a redshirt to restore his junior year of eligibility
- Came to WKU after 2 years at Mississippi Gulf Coast CC ... Was 2016 All-MACJC South Division Second Team
- Played in the Bernard Blackwell All-Star Game and was a member of the 2013-14 All-Sea Coast Echo Team

**#34 Juwan Jones**  
6-3, 270, r-Fr., Sugar Hill, Ga.

- Led WKU D-linemen with a career-high 7 tackles vs. Maine ... Redshirted his first year on The Hill in 2017
- Joined the program after an all-state career at Lanier H. helping the Longhorns to 3 straight playoff apps
- A 3-star recruit in the 247Sports composite rankings, was the No. 29 inside linebacker nationally by Rivals

## LB



**#25 Masai Whyte**  
6-0, 225, r-Sr., Shelbyville, Ky.

- Filled up the scoresheet vs. Marshall with 7 tackles, 1 sack, 1 pass breakup and his 1st-career interception
- Made a career-high 11 tackles (3 solo, 8 assisted) at #4 Wisconsin and recorded his 2nd-career sack
- Ranked 5th on WKU with 63 tackles in 2017 (35 solo), including a career-high 9 on Nov. 11 at Marshall
- Started for the 2nd straight game at Marshall in 2017 and responded with a career-high 9 tackles (2 solo)

**#32 Eli Brown**  
6-2, 215, r-Jr., Bowling Green, Ky.

- Granted immediate eligibility for 2018 after the NCAA approved a waiver request for his transfer from UK
- Appeared in 22 games for the Wildcats, registering 62 tackles (37 solo, 25 assisted) after redshirting in 2015
- Was a 4-star recruit by all 4 major recruiting services after playing at Warren East HS in Bowling Green

## LB



**#44 Ben Holt** \*\*CAPTAIN\*\*  
5-10, 220, r-Jr., Bowling Green, Ky.

- Tallied a career-high 12 tackles at Ball State ... Was rated the #2 linebacker in the nation in Week 3 by PFF
- Had his 1st-career 10-tackle game (7 solo) at Louisville, while also adding 1 sack for a 6-yard loss and 1 FF
- Recorded a then career-high 8 tackles vs. Maine, including a career-high 2.5 tackles for loss (for 5 yards)
- Had 6 tackles (2 solo, 4 assisted) at #4 Wisconsin with 1.5 TFL, 0.5 sacks, 1 QB hurry and 1 pass breakup

**#4 Der'Quione Mobley**  
6-1, 240, r-Sr., Louisville, Ky.

- Played in all 13 games for the Hilltoppers, making 6 tackles on special teams coverage units in 2017
- Appeared in 10 games as a sophomore, tallying 6 tackles in 2016 including 4 in the opener vs. Rice
- Helped the Central HS Yellow Jackets to consecutive KY Class 3A State Championships in 2011 and 2012

## NK



**#15 Ta'Corian Darden**  
5-9, 190, r-Jr., Russellville, Ky.

- Filled up the scoresheet vs. Marshall with 4 tackles, 1 TFL, 2 pass breakups and his 3rd-career interception
- Tied Ben Holt with 12 tackles at Ball State ... Ranked 2nd on WKU with 6 PBU's and 39 solo tackles in 2017
- Recorded a career day vs. FAU in 2017 with 13 total tackles (8 solo), 2 tackles for loss and 2 pass breakups
- Earned a scholarship for WKU during Fall Camp of 2017, featured in a viral video tweeted by @WKUFootball

**#12 Gaej Walker**  
6-0, 190, r-So., Tampa, Fla.

- Was named a game captain at Louisville ... Thwarted a fake punt try vs. Maine with a 3-yard tackle for loss
- Redshirted his first year on The Hill in 2017, then did not see any playing time during the 2016 season
- Rushed for over 500 yards and racked up 6 scores in HS, while defensively had 18 tackles and 4 interceptions

## CB



**#22 DeAndre Farris** \*\*CAPTAIN\*\*  
5-10, 195, r-Sr., Shelbyville, Ky.

- Picked off a deflected pass vs. Marshall and returned 47 yards to the 11 yard line, 1-of-3 WKU interceptions
- Intercepted his 1st pass of the season (1st since 2015) vs. FAU in the 2nd quarter, WKU's 9th that season
- Tied for 1st among C-USA defenders with 14 PBU in 2017, tied the WKU FBS record with 4 PBU vs. Ball State
- Led WKU with 14 of the team's 49 PBUs, including 8 in the 3 contests vs. LA Tech, Ball State and UTEP

**#29 Beanie Bishop**  
5-11, 165, Fr., Louisville, Ky.

- Ran an unofficial 4.29 time in the 40-yard dash at a WKU Football camp and was rated as a 2-star prospect
- Played for head coach Tommy Williams at Pleasure Ridge Park High School and was a team captain
- Earned Class 6A All-District 3 honors at wide receiver, defensive back and special teams returner

## S



**#9 Drell Greene**  
6-0, 200, Sr., Alma, Ga.

- On his 21st birthday, intercepted a pass in the 4th quarter on Oct. 20 at ODU to set up the game-winning TD
- Picked off a Milas pass in the 3rd quarter vs. Ball State for his 1st career interception, returned for 8 yards
- Made 8 tackles (5 solo) vs. Middle Tennessee, leading the Hilltoppers with a career-high 2 pass breakups
- Had his 1st career sack vs. Vanderbilt last season, while also partially blocking a punt in the 1st half

**#31 Antwon Kincaide**  
5-11, 195, So., Valdosta, Ga.

- Played in 12 of 13 games in his freshman season at WKU ... Had a career-high 7 tackles at Marshall in 2017
- Intercepted a pass at Illinois in the 4th quarter, WKU's 1st pick of the year and led to the team's lone TD
- Was the Hilltoppers' special teams captain at Old Dominion, the lone freshman to earn that honor in 2017

## S



**#2 Devon Key**  
6-1, 205, r-So., Lexington, Ky.

- Grabbed a deflected pass for his 2nd career interception and returned it 45 yards for a pick six vs. Maine
- Racked up 94 tackles (44 solo) to rank 2nd on WKU and 16th in C-USA ... 2017 C-USA All-Freshman Team
- Intercepted his 1st career pass in the end zone at Marshall (WKU's 10th in 2017) while adding 9 tackles
- Posted the top 3-cone, 10-yard dash, squat and vertical jump by a safety during the 2017 Winter Pursuit

**#36 Kyle Bailey**  
6-0, 210, So., Carrollton, Ga.

- Most notable performance came under the lights on Oct. 20 at ODU, recording 7 tackles and an interception
- For the game, he was named the "Towel Raiser," the lone freshman to earn the honor during the 2017 year
- A 2-way player for the Bremen HS Blue Devils, Bailey was a standout linebacker and running back prospect

## CB



**#24 Roger Cray**  
5-10, 170, So., Lake City, Fla.

- Lone true freshman defender to play in every game in 2017 ... Had 2 pass breakups in the 1st 2 games
- Joined WKU in January 2017 after a standout prep career at Columbia HS for head coach Brian Allen
- Competed on varsity all 4 years of high school football and ranked in the top 250 nationally (217) at CB
- Prepped at the same Columbia High School as recently-graduated Hilltopper tight end Shaquille Johnson

**#26 Dionte Ruffin**  
5-11, 190, So., Kenner, La.

- Had career-high 5 tackles (all solo) in extended time at Charlotte ... Played 11 games as a freshman in 2017
- Made both of his tackles in 2017 in the Cure Bowl vs. Georgia State and broke up a pass on Oct. 7 at UTEP
- Was named the 5A All-Purpose Player of the Year, and was rated a 2-star prospect by 247Sports and Rivals

Year	GP/GS	UT	AT	TT	Sack	TFL
2018	6/6	15	10	25	1.5-6	3.5-12
<b>Career</b>	<b>17/9</b>	<b>22</b>	<b>28</b>	<b>50</b>	<b>3.0-17</b>	<b>5.0-23</b>
<b>Car. Highs:</b>	<b>4</b>	<b>5</b>	<b>8</b>	<b>1.5-7</b>	<b>1.5-7</b>	

Year	GP/GS	UT	AT	TT	Sack	TFL
2018	6/4	7	8	15	2.0-18	3.5-21
<b>Career</b>	<b>12/4</b>	<b>7</b>	<b>11</b>	<b>18</b>	<b>2.0-18</b>	<b>3.5-21</b>
<b>Car. Highs:</b>	<b>3</b>	<b>5</b>	<b>6</b>	<b>1.0-11</b>	<b>1.5-11</b>	

Year	GP/GS	UT	AT	TT	Sack	TFL
2018	6/6	--	6	--	--	1.0-2
<b>Career</b>	<b>31/12</b>	<b>7</b>	<b>28</b>	<b>35</b>	<b>1.0-1</b>	<b>5.5-7</b>
<b>Car. Highs:</b>	<b>2</b>	<b>4</b>	<b>5</b>	<b>1.0-1</b>	<b>1.5-2</b>	

Year	GP/GS	UT	AT	TT	Sack	TFL
2018	6/4	1	4	5	--	--
<b>Career</b>	<b>7/5</b>	<b>1</b>	<b>6</b>	<b>7</b>	--	--
<b>Car. Highs:</b>	<b>1</b>	<b>2</b>	<b>2</b>	--	--	--

Year	GP/GS	UT	AT	TT	Sack	TFL
2018	6/6	13	24	37	2.0-10	3.5-12
<b>Career</b>	<b>43/17</b>	<b>78</b>	<b>74</b>	<b>152</b>	<b>3.0-17</b>	<b>7.5-29</b>
<b>Car. Highs:</b>	<b>6</b>	<b>8</b>	<b>11</b>	<b>1.0-9</b>	<b>1.0-9</b>	

Year	GP/GS	UT	AT	TT	Sack	TFL
2018	5/0	2	3	5	--	--
<b>Career</b>	<b>5/0</b>	<b>2</b>	<b>3</b>	<b>5</b>	--	--
<b>Car. Highs:</b>	<b>1</b>	<b>3</b>	<b>4</b>	--	<b>0.5-1</b>	

Year	GP/GS	UT	AT	TT	Sack	TFL	INT/PBU
2018	6/5	25	18	43	1.5-8	6.0-17	1/6
<b>Career</b>	<b>24/15</b>	<b>68</b>	<b>50</b>	<b>118</b>	<b>8.5-19</b>	<b>3/12</b>	
<b>Car. Highs:</b>	<b>8</b>	<b>8</b>	<b>13</b>	<b>2.0-5</b>	<b>1/2</b>		

Year	GP/GS	UT	AT	TT	TFL	INT/PBU
2018	6/6	14	4	18	1.0-1	1/5
<b>Career</b>	<b>43/17</b>	<b>66</b>	<b>29</b>	<b>95</b>	<b>3.5-12</b>	<b>3/19</b>
<b>Car. Highs:</b>	<b>6</b>	<b>2</b>	<b>7</b>	<b>1.0-6</b>	<b>1/4</b>	

Year	GP/GS	UT	AT	TT	TFL	INT/PBU
2018	6/6	29	11	40	--	0/1
<b>Career</b>	<b>42/25</b>	<b>78</b>	<b>70</b>	<b>148</b>	<b>5.0-14</b>	<b>2/5</b>
<b>Car. Highs:</b>	<b>7</b>	<b>7</b>	<b>10</b>	<b>1.0-7</b>	<b>1/2</b>	

Year	GP/GS	UT	AT	TT	TFL	INT/PBU
2018	6/1	7	10	17	--	0/1
<b>Career</b>	<b>3</b>	<b>6</b>	<b>7</b>	<b>0.5-0</b>	<b>1/1</b>	

Year	GP/GS	UT	AT	TT	TFL	INT/PBU
2018	6/5	11	4	15	1.0-1	0/1
<b>Career</b>	<b>18/18</b>	<b>64</b>	<b>65</b>	<b>129</b>	<b>7.0-15</b>	<b>2/7</b>
<b>Car. Highs:</b>	<b>7</b>	<b>8</b>	<b>12</b>	<b>1.0-3</b>	<b>1/2</b>	

Year	GP/GS	UT	AT	TT	TFL	INT/PBU
2018	6/0	10	2	12	--	0/1
<b>Career</b>	<b>6/0</b>	<b>10</b>	<b>2</b>	<b>12</b>	--	<b>0/1</b>
<b>Car. Highs:</b>	<b>5</b>	<b>1</b>	<b>5</b>	--	<b>0/1</b>	

# Depth Chart NOTES

**PK**

**#13 Ryan Nuss**  
 5-9, 200, r-Sr., Fairfield, Ohio.

- Kicked the game-winning, 37-yard FG vs. Middle in the 3rd OT to give the Hilltoppers a walk-off, 41-38 win
- Had a then-career-high 9 points (2 field goals - 40, 34 - and 3 PAT's) in WKU's 33-21 win over Ball State
- Was perfect in Week 1 vs. ECU, hitting a career-long 44-yard try and going 4-for-4 in extra point attempts
- Won the primary job out of 2017 camp in a 3-way competition against Alex Rinella and Skyler Simcox

Year	GP/GS	FG	FGA	Lg.	PAT	Pts.
2018	6/6	3	6	35	14-14	23
<b>Career</b>	<b>35/23</b>	<b>18</b>	<b>30</b>	<b>44</b>	<b>61-63</b>	<b>115</b>
<b>Car. Highs:</b>	<b>2</b>	<b>3</b>	<b>44</b>	<b>6-6</b>	<b>11</b>	


**P  
KO**

**#39 Alex Rinella**  
 6-1, 220, r-Jr., Johnson City, Tenn.

- Punted 8 times for 305 yards vs. Marshall, notching 4 inside the 20, including kicks downed at the 1 and 2
- Made his punting debut at #4 Wisconsin, kicking 6 for 211 yards (35.2 avg.) while allowing 0 return yards
- Although only taking 62 kicks in 2017, he improved to 24 touchbacks to go along with a 62.1 yard average
- Put 69 of 95 kickoffs into the end zone as a senior for the Science Hill HS Hilltoppers in Tennessee


Year	GP/GS	Punt	Yds.	Avg.	I-20	LG
2018	6/6	36	1,337	37.1	13	49
<b>Career</b>	<b>6/6</b>	<b>36</b>	<b>1,337</b>	<b>37.1</b>	<b>13</b>	<b>49</b>
<b>Car. Highs</b>	<b>9</b>	<b>334</b>	<b>--</b>	<b>4</b>	<b>49</b>	

Year	GP/GS	KO	Yds.	Avg.	TB.	OB
2018	6/6	23	1,380	60.0	7	--
<b>Career</b>	<b>33/33</b>	<b>185</b>	<b>11,382</b>	<b>61.5</b>	<b>58</b>	<b>3</b>
<b>Car. Highs:</b>	<b>9</b>	<b>569</b>	<b>65.0</b>	<b>5</b>	<b>1</b>	

**LS**

**#80 Ben Reeder**  
 6-2, 205, So., Greenville, S.C.

- Executed all 113 snaps without issue across punting (58) and place kicking (55) as a true freshman
- Made a lateral snap to tight end Deon Yelder vs. Louisiana Tech, leading to a successful 2-point conversion
- Made a fake punt snap to tight end Deon Yelder vs. Middle Tennessee, who rushed 14 yards for a 1st down
- Rated as the nation's best snapper by ProKicker.com and a 5-star prospect by Kohl's, lettered all 4 years HS

Year	GP/GS
2018	6/6
2017	13/13
<b>Career</b>	<b>18/18</b>

**KR  
PR**

**#24 Roger Cray**  
 5-10, 170, So., Lake City, Fla.

- Lone true freshman defender to play in every game in 2017 ... Had 2 pass breakups in the 1st 2 games
- Joined WKU in January 2017 after a standout prep career at Columbia HS for head coach Brian Allen
- Competed on varsity all 4 years of high school football and ranked in the top 250 nationally (217) at CB
- Prepped at the same Columbia High School as recently-graduated Hilltopper tight end Shaquille Johnson

Year	PR	Lg.	KR	Lg.	TD
2018	5/23	13	--	--	--
<b>Career</b>	<b>5/23</b>	<b>13</b>	<b>--</b>	<b>--</b>	<b>--</b>
<b>Car. Highs:</b>	<b>3/23</b>	<b>13</b>	<b>--</b>	<b>--</b>	<b>--</b>

**#14 Garland LaFrance**  
 5-10, 175, Fr., New Orleans, La.

- Had 177 all-purpose yards vs. Maine (90 receiving, 54 kick return and 33 rushing) including a 75-yard TD
- Played at St. Augustine High School, the same program as NFL stars Leonard Fournette and Tyrann Mathieu
- Was rated as a 3-star with an 84 composite score by 247Sports, ranking 51st overall in the state of Louisiana

Year	PR	Lg.	KR	Lg.	TD
2018	--	--	6-130	31	--
<b>Car. Highs:</b>	<b>--</b>	<b>--</b>	<b>2-54</b>	<b>31</b>	<b>--</b>

## 2018 SCHEDULE AND RESULTS

DATE	OPPONENT (RECORD)	LOCATION	BROADCAST	TIME (CT)	RESULT/SERIES	RECAP (2018 IF COMPLETED, 2017 IF NOT)
Aug. 31	<b>at #4 WISCONSIN (4-2)</b> Badgers	Madison, Wis. Camp Randall Stadium	ESPN	8:06 p.m.	L, 3-34 WISC leads, 2-0	WKU has 305 yards of total offense, but commits 2 red zone turnovers
Sept. 8	<b>MAINE (4-2)</b> Black Bears	Bowling Green, Ky. Houchens-Smith Stadium	ESPN+	6:34 p.m.	L, 28-31 ME leads, 1-0	WKU jumps out to 21-0 lead, but FCS visitors score next 31 points
Sept. 15	<b>at LOUISVILLE (2-5)</b> Cardinals	Louisville, Ky. Cardinal Stadium	ACC RSN	6:35 p.m.	L, 17-20 LOU leads, 20-12	Shanley leads WKU to 14-3 lead at half, but Cards eke out 3 point win
Sept. 22	<b>BALL STATE (3-4)</b> Cardinals	Muncie, Ind. Schuemann Stadium	ESPN3	2:05 p.m.	W, 28-20 WKU leads, 3-2	Duncan leads 2nd-half comeback, Samuel scores game-clinching TD
Sept. 29	<b>MARSHALL* (4-2)</b> Thundering Herd	Bowling Green, Ky. Houchens-Smith Stadium	Stadium	6:36 p.m.	L, 17-20 MAR leads, 6-4	WKU suffers 3rd 3-point loss in past 4 weeks after last-minute fumble
Oct. 13	<b>at CHARLOTTE* (3-3)</b> 49ers	Charlotte, N.C. Jerry Richardson Stadium	ESPN+	2:30 p.m.	L, 14-40 Series tied, 1-1	Freshman Thomas rushes for 1st TD, but 49ers score 34 unanswered
Oct. 20	<b>OLD DOMINION* (1-6)</b> Monarchs	Bowling Green, Ky. Houchens-Smith Stadium	ESPN+	6:30 p.m.	WKU leads, 4-0	White leads comeback with 5 TD passes for 2nd consecutive game
Oct. 27	<b>FIU* (4-2)</b> Panthers	Bowling Green, Ky. Houchens-Smith Stadium	beIN Sports	6:30 p.m.	WKU leads, 6-5	FIU scores 28 unanswered points in 2nd half in regular-season finale
Nov. 2	<b>at MIDDLE TENN.* (3-3)</b> Blue Raiders	Murfreesboro, Tenn. Johnny "Red" Floyd Stadium	CBS Sports Net.	7 p.m.	Middle Tenn. leads, 34-32-1	Nuss hits game-winning, 37-yard FG in 3OT, 3rd straight win vs. MT
Nov. 10	<b>at FLA. ATLANTIC* (3-3)</b> Owls	Boca Raton, Fla. FAU Stadium	Stadium (Facebook)	4 p.m.	Florida Atlantic leads, 6-3	Owls outscore WKU 22-0 in 4th quarter, Singletary rushes for 244
Nov. 17	<b>UTEP* (0-6)</b> Miners	Bowling Green, Ky. Houchens-Smith Stadium	beIN Sports	6:30 p.m.	WKU leads, 2-0	QB White runs for 2 scores, UTEP's kicker miss 3 FG in comeback win
Nov. 24	<b>at LOUISIANA TECH* (4-2)</b> Bulldogs	Ruston, La. Joe Aillet Stadium	CBS Sports Net.	11 a.m.	Louisiana Tech leads, 5-3	LA Tech hits a 21-yard field goal in the final seconds to eke out a win

### RECORD BREAKDOWN

**Opponent Cumulative Record:** 35-40  
**Record of WKU victories:** 3-4  
**Record of WKU losses:** 17-14

**Cumulative Non-Con. Opp. Record:** 13-13  
**Cumulative C-USA Opp. Record:** 22-27  
**Combined All-Time Record vs. Opp:** 71-82-1

# Depth CHART

## OFFENSE

<b>WR</b>	2	Jacquez Sloan	5-9	165	So.
	86	Spencer Gaddis	6-0	175	Fr.
<b>LT</b>	68	Parker Howell	6-4	290	r-Jr.
<b>or</b>	77	Mason Brooks	6-6	280	Fr.
<b>LG</b>	74	Tyler Witt	6-2	300	r-So.
	71	R.J. Scaife	6-5	295	r-Jr.
<b>C</b>	67	Seth Joest	6-2	300	r-So.
	75	Gunner Britton	6-6	295	Fr.
<b>RG</b>	61	Jordan Meredith	6-2	285	r-So.
	63	Miles Pate	6-2	315	r-Jr.
<b>RT</b>	63	Miles Pate	6-2	320	r-Jr.
	76	Preston Mixon	6-4	290	r-Fr.
<b>WR</b>	11	Lucky Jackson	6-1	185	r-Jr.
	7	Jahcour Pearson	5-9	180	r-So.
<b>WR</b>	16	Quin Jernighan	6-3	210	r-Jr.
	9	Xavier Lane	6-4	200	r-So.
	83	Marcus Floyd	6-1	195	r-Jr.
<b>QB</b>	12	Davis Shanley	6-1	190	r-Fr.
<b>or</b>	10	Steven Duncan	6-4	230	r-So.
	8	Kevaris Thomas	6-4	250	Fr.
<b>RB</b>	25	Joshua Samuel	5-11	205	r-Fr.
	14	Garland LaFrance	5-10	175	Fr.
<b>or</b>	28	Gino Appleberry, Jr.	5-9	210	Fr.
<b>TE</b>	42	Kyle Fourtenbary	6-3	240	r-So.
	85	Mik'Quan Deane	6-4	240	r-Sr.

## DEFENSE

<b>DE</b>	10	DeAngelo Malone	6-4	230	So.
	58	DeVon Quincy	6-1	235	r-So.
<b>DT</b>	90	Jaylon George	6-3	285	r-Jr.
	53	Jeremy Darvin	6-1	300	r-So.
<b>DT</b>	55	Evan Sayner	6-3	300	r-Sr.
	96	Julien Lewis	6-3	300	r-Sr.
<b>DE</b>	43	Carson Jordan	6-2	255	r-Jr.
	34	Juwuan Jones	6-3	270	r-Fr.
	95	Heath Wiggins	6-2	265	r-Jr.
<b>LB</b>	25	Masai Whyte	6-0	225	r-Sr.
	32	Eli Brown	6-2	215	r-Jr.
<b>LB</b>	44	Ben Holt	5-10	220	r-So.
	4	Der'Quione Mobley	6-1	240	r-Sr.
<b>NK</b>	15	Ta'Corian Darden	5-9	190	r-Jr.
	12	Gaej Walker	6-0	190	r-So.
<b>CB</b>	22	DeAndre Farris	5-10	190	r-Sr.
	29	Beanie Bishop	5-11	165	Fr.
<b>S</b>	9	Drell Greene	5-11	200	Sr.
	31	Antwon Kincade	5-11	195	So.
<b>S</b>	2	Devon Key	6-1	205	r-So.
	36	Kyle Bailey	6-0	210	So.
<b>CB</b>	24	Roger Cray	5-10	170	So.
	26	Dionte Ruffin	5-11	190	So.

## SPECIAL TEAMS

<b>PK</b>	37	Ryan Nuss	5-9	200	r-Sr.
	39	Alex Rinella	6-1	220	r-Jr.
<b>KO</b>	39	Alex Rinella	6-1	220	r-Jr.
<b>P</b>	39	Alex Rinella	6-1	220	r-Jr.
<b>SNP</b>	80	Ben Reeder	6-2	205	So.
<b>H</b>	40	Adam Krause	6-0	190	Fr.
<b>PR</b>	24	Roger Cray	5-10	170	So.
<b>or</b>	9	Drell Greene	5-11	200	Sr.
<b>KOR</b>	2	Jacquez Sloan	5-9	165	So.
	14	Garland LaFrance	5-10	175	Fr.

## PRONUNCIATION GUIDE

<b>3</b>	<b>LICHON TERRELL</b>	Luh-Shawn TEAR-ell
<b>4</b>	<b>DER'QUIONE Mobley</b>	Der-kwan
<b>8</b>	<b>KEVARIS Thomas</b>	KEY-var-is
<b>7</b>	<b>JAHOUR Pearson</b>	Jah-core
<b>12</b>	<b>GAEJ Walker</b>	Gage
<b>15</b>	<b>TACORIAN Darden</b>	Tuh-core-EE-uhn
<b>16</b>	<b>Quin JERNIGHAN</b>	Jer-nee-gen
<b>19</b>	<b>C.J. MARRIA</b>	Muh-RYE-uh
<b>22</b>	<b>JAKAIRI Moses</b>	Juh-car-ee
<b>25</b>	<b>MASAI Whyte</b>	muh-SIGH
<b>29</b>	<b>KAWAN Williams</b>	Kuh-WAAN
<b>34</b>	<b>JUWUAN Jones</b>	juh-waan
<b>37</b>	<b>A.J. BRATHWAITE</b>	Br-Ath-wait
<b>41</b>	<b>CARDAVION Myers</b>	car-day-VEE-uhn
<b>42</b>	<b>Kyle FOURTENBARY</b>	Four-ten-berry
<b>43</b>	<b>MARCELIS Logan</b>	Mar-KELL-is
<b>48</b>	<b>Steven WITCHOSKEY</b>	Witch-OSK-key
<b>50</b>	<b>Trey URQUHART</b>	urk-qw-art
<b>58</b>	<b>DEVON Quicy</b>	Duh-von
<b>67</b>	<b>Seth JOEST</b>	JOE-st
<b>71</b>	<b>R.J. SCAIFE</b>	sk-AY-ff
<b>85</b>	<b>MIK'QUAN Deane</b>	Mike-Kwan
<b>86</b>	<b>Spencer GADDIS</b>	g-ADD-is
<b>98</b>	<b>JAYLON George</b>	Jay-len



**JUNIOR ADAMS**  
PRESS BOX




**MAURICE CRUM**  
PRESS BOX



**JAMI DEBERRY**  
SIDELINE



**JIMMY LINDSEY**  
SIDELINE




**RYAN MAHAFFEY**  
PRESS BOX




**MATTHEW MITCHELL**  
PRESS BOX



**KENNY MARTIN**  
PRESS BOX



**MIKE SANFORD, SR.**  
SIDELINE



**TJ WOODS**  
SIDELINE



**CLAYTON WHITE**  
SIDELINE

## Assistant COACHES

### ON GAMEDAY

Junior Adams, Offensive Coord./Wide Receivers	Press Box
Maurice Crum, Co-Special Teams/Linebackers	Press Box
Jami DeBerry, Co-Special Teams/Safeties	Field
Jimmy Lindsey, Defensive Ends	Field
Ryan Mahaffey, Tight Ends	Press Box
Matthew Mitchell, Quarterbacks	Press Box
Kenny Martin, Defensive Tackles	Press Box
Mike Sanford, Sr., Running Backs	Field
TJ Woods, Offensive Line	Field
Clayton White, Defensive Coordinator/Corners	Field



# Head Coach **MIKE SANFORD**

**1-5/Second Year**  
**7-12 Overall/Second Year**

Mike Sanford, one of college football's brightest offensive minds and a former Hilltopper assistant, was named the 20th head football coach at Western Kentucky University on December 14.

Sanford, a 13-year college coaching veteran who coached quarterbacks on The Hill in 2010, returned to WKU following six seasons of success and achievement at Stanford, Boise State and, most recently, Notre Dame.

Since taking over the reins of the program in December 2016, Sanford's mark on the program both internally and externally has been evident from the beginning. Pushed by a program he calls "The Pursuit," Hilltopper student-athletes and coaches are actively pursuing his five chief program initiatives on a day-to-day basis from the moment they wake up to the minute they go to sleep, including the pursuit of academic success and community involvement.

**The Pursuit's 5 Goals**

- Graduate every player.
- Serve our community relentlessly
- Win the C-USA Championship
- Defeat a Power 5 team annually
- Win a New Year's 6 bowl game

Sanford's rookie campaign began with a bang as the Hilltoppers rolled past longtime in-state rival Eastern Kentucky and raced out to a 5-2 record, one of the best marks in the nation by a

first-time head coach through the first seven games.

The home campaign concluded with a thrilling triple-overtime victory over Middle Tennessee in walk-off fashion, marking the third consecutive season WKU defeated Middle Tennessee. WKU also went to its sixth-straight bowl game under Sanford, who was one of just five rookie head coaches to take his team to the postseason in 2017.

A former quarterback at Boise State (2000-04), Sanford holds coaching experience from three Fiesta Bowls and two Rose Bowls, along with playing experience in the Humanitarian, Fort Worth and Liberty Bowls.

With accomplishments at every level, Sanford spent the previous two seasons as the offensive coordinator/quarterbacks coach at Notre Dame where he tutored Fighting Irish quarterback Deshone Kizer to stellar performances while in South Bend.

The Fighting Irish averaged 466.4 yards of total offense per game in 2015, the third-most in program history and the most since 2005, to go along with a near-record 34.2 points per game that season - three points shy of the program record. The year was capped by Sanford's fifth-consecutive appearance in a New Year's Six or BCS Bowl Game, the 2016 BattleFrog Fiesta Bowl against Ohio State.

Prior to Notre Dame, Sanford spent one season at his alma mater, Boise State, in 2014, where he guided a Broncos offense that

was one of just five FBS schools to rank among the top 30 nationally in all four major offensive statistical categories (scoring, total offense, passing offense and rushing offense). The Broncos went 12-2 that year, won a Mountain West Conference championship and defeated Pac-12 South champion Arizona in the Vizio Fiesta Bowl.

Everywhere Sanford has been, great players have followed. He helped bring in top 15 recruiting classes each of his two seasons at Notre Dame, the top-rated class in the Mountain West during his season at Boise State, and back-to-back top 20 national recruiting classes - including a top-five class in 2012 - each of his final two seasons at Stanford while serving as the program's recruiting coordinator.

During his second stop in Palo Alto, Sanford helped the Cardinal capture Pac-12 Championships and Rose Bowl appearances in both 2012 and 2013, as well as a Fiesta Bowl trip to cap the 2011 season.

Sanford spent the 2010 season at WKU on Willie Taggart's first coaching staff as the passing game coordinator/quarterbacks coach after one year at Yale - his first full-time coaching position - where he coached the tight ends, fullbacks and served as recruiting coordinator in 2009.

A father of three, Peyton, Gunnar, and Griffin, Sanford is married to the former Anne-Marie Mitchell. He earned his bachelor's degree in political science from Boise State in 2005.



## The Sanford FILE

**Born:** Feb. 4, 1982  
**Hometown:** Seal Beach, Calif.  
**College:** Boise State, '05  
**Wife:** Anne-Marie  
**Children:** Peyton, Gunnar and Griffin

## Coaching CAREER

<b>2005-06:</b>	UNLV	Graduate Assistant
<b>2007-08:</b>	Stanford	Off. Asst./QB
<b>2009:</b>	Yale	TE/FB/Recruit. Co.
<b>2010:</b>	WKU	QB/Passing Game
<b>2011:</b>	Stanford	Running Backs
<b>2012:</b>	Stanford	RB/Recruit. Co.
<b>2013:</b>	Stanford	QB/WR/Recruit. Co.
<b>2014:</b>	Boise State	OC/Quarterbacks
<b>2015-16:</b>	Notre Dame	OC/Quarterbacks
<b>2017-18:</b>	WKU	Head Coach

## Bowl EXPERIENCE

<b>2002:</b>	Humanitarian	Boise State, Player
<b>2003:</b>	Fort Worth	Boise State, Player
<b>2004:</b>	Liberty	Boise State, Player
<b>2011:</b>	Fiesta	Stanford, Coach
<b>2012:</b>	Rose	Stanford, Coach
<b>2013:</b>	Rose	Stanford, Coach
<b>2014:</b>	Fiesta	Boise State, Coach
<b>2015:</b>	Fiesta	Notre Dame, Coach
<b>2017:</b>	Cure	WKU, Head Coach

## SANFORD'S PROMINENT PUPILS

**Jay Ajayi, Boise State running back**

- Offensive coordinator at Boise State
- 2016 NFL Draft 5th Round Selection, 149th overall
- Only FBS player to ever record 1,800 rushing yards and 500 receiving yards in a season
- Led FBS in scoring (13.7) in 2014

**Brandon Doughty, WKU quarterback**

- Position coach at WKU
- 2016 NFL Draft 7th Round Selection, 223rd overall
- Set 37 WKU game, season and career records while on The Hill

**Kevin Hogan, Stanford quarterback**

- Position coach at Stanford
- 2016 NFL Draft 5th Round Selection, 162nd overall
- Winningest starting quarterback in Stanford history
- Won two Pac-12 championships (2012, 2013) with Sanford on coaching staff

**DeShone Kizer, Notre Dame quarterback**

- Position coach at Notre Dame
- 2017 NFL Draft 2nd Round Selection, 52nd overall
- Set Notre Dame career record for points responsible for per game (15.6) and second-best career efficiency rating (147.7)

**Andrew Luck, Stanford quarterback**

- Position assistant at Stanford
- 2012 NFL Draft 1st Round Selection, 1st overall
- 2011 and 2010 Heisman Trophy runner-up
- 2011 Walter Camp and Maxwell Award winner
- 2010 Pac-10 Offensive Player of the Year
- Set Stanford records for touchdown passes among others

**Christian McCaffrey, Stanford running back**

- Chief recruiter at Stanford
- 2017 NFL Draft 1st Round Selection, 8th overall
- Set FBS record for single-season all-purpose yards in 2015
- 2015 Associated Press Player of the Year
- 2015 Heisman Trophy runner-up

**Solomon Thomas, Stanford defensive end**

- Chief recruiter at Stanford
- 2017 NFL Draft 1st Round Selection, 3rd overall
- All-Pac-12 in 2015 and 2016
- 2016 Pac-12 Morris Trophy winner
- 2016 Associated Press, USA Today and FWAA All-American



RECORD BREAKDOWN

	In 2018	Under Sanford
Record	1-5	7-12
Conference USA	0-2	4-6
Non-Conference	1-3	3-6
Home	0-2	4-4
Away	1-3	3-7
Neutral	0-0	0-1
Artificial Turf	1-5	7-11
Natural Grass	0-0	0-1
Day Games	0-1	1-4
Night Games	1-4	6-8
TV Games	1-5	6-12
ESPN Networks	1-3	1-4
CBS SN	0-0	2-1
beIN Sports	0-0	0-2
BTN	0-0	0-1
Fox Networks	0-1	0-1
FloFootball	0-0	2-0
STADIUM	0-1	1-3
In August	0-1	0-1
In September	1-3	3-5
In October	0-1	3-2
In November	0-0	1-3
In December	0-0	0-1
When Scoring First	0-2	5-5
When Opponent Scores First	1-3	2-7
When Leading after 1st Quarter	0-3	2-5
When Trailing after 1st Quarter	1-2	1-6
When Tied after 1st Quarter	0-0	4-1
When Leading at Half	0-2	5-4
When Trailing at Half	1-2	2-7
When Tied at Half	0-1	0-1
When Leading after 3rd Quarter	1-1	6-3
When Trailing after 3rd Quarter	0-3	1-8
When Tied after 3rd Quarter	0-1	0-1
In Overtime Games	0-0	1-0
Scoring < 20 points	0-4	1-8
Scoring 20+ points	1-1	5-4
Scoring 30+ points	0-0	4-0
Scoring 40+ points	0-0	2-0
Opponent scoring < 20 points	0-0	3-0
Opponent scoring 20+ points	1-4	4-12
Opponent scoring 30+ points	0-3	2-7
Opponent scoring 40+ points	0-1	0-3
Rushing for < 100 yards	0-3	4-9
Rushing for 100+ yards	1-2	3-3
Rushing for 200+ yards	0-0	0-0
Rushing for 300+ yards	0-0	0-0
Passing for < 100 yards	0-0	0-0
Passing for 100+ yards	1-5	7-12
Passing for 200+ yards	1-4	7-11
Passing for 300+ yards	0-1	4-6
Passing for 400+ yards	0-0	2-0
Total Offense < 300 Yards	0-1	1-2
Total Offense 300+ Yards	1-4	6-10
Opponent has < 300 yards total off.	0-1	1-2
Opponent has 300+ yards total off.	1-4	6-10
Opponent rushes for < 100 yards	0-0	1-0
Opponent rushes for 100+ yards	1-5	6-12
Opponent passes for 200+ yards	1-4	3-6
Opponent passes for 300+ yards	0-0	1-1
Having a 100-yard rusher	0-0	0-0
Opp. has a 100-yard rusher	0-3	2-7
Commit No Turnovers	1-0	3-1
Win Turnover Battle	0-1	3-2
Equal Turnovers as Opponent	1-2	2-3
Lose Turnover Battle	0-2	2-7
Lead Time of Possession	1-1	4-5
Trail Time of Possession	0-4	3-7
More Plays than Opponent	1-2	6-6
Same Number of Plays as Opponent	0-0	0-0
Fewer Plays than Opponent	0-3	1-6

THE MIKE SANFORD ERA BEGINS

The Mike Sanford era of WKU Football began in 2017. The nation's second-youngest head coach, Sanford's youth is deceptive. When he was hired on December 14, Sanford was in fact more experienced at that point in his coaching career than either of WKU's previous two "first-timers" in Jeff Brohm and Willie Taggart, now active head coaches at Purdue and Florida State, respectively.

FIRST-YEAR WKU HEAD COACH EXPERIENCE BREAKDOWN

	Mike Sanford (2017)	Jeff Brohm (2014)	Willie Taggart (2010)
<b>Yrs. FBS Coaching</b>	12	11	11
<b>BCS Bowls</b>	5	1	0
<b>Ranked Teams in Final Poll</b>	5	3	0

SANFORD'S COACHING TREE

Coached by Chris Petersen at Boise State under head coach Dirk Koetter, Mike Sanford's first head coaching job comes after the mentorship of some of the nation's top football minds.

**As a player at Boise State:** Dirk Koetter, Chris Petersen, Dan Hawkins, Mark Helfrich

**As a coach:** Pep Hamilton (Stanford), Jim Harbaugh (Stanford), Bryan Harsin (Boise State), Brian Kelly (Notre Dame), Derek Mason (Stanford), Brian Polian (Stanford), Scott Shafer (Stanford), David Shaw (Stanford), Willie Taggart (Stanford/WKU),

RAISING THE W

Since taking over as head coach, Sanford has encouraged Hilltopper fans to "Raise the W" to signify the start of game week. WKU brought back the varsity "W" which first appeared on the lettermen jacket as early as 1929. The coaching staff will select a member of the team each week after a victory to hoist the "W" flag to start that week of game preparation, known affectionately as the "Towel Raiser" as that game's MVP.

1929 LETTERMEN



"RAISE THE W" FLAG



2018 TOWEL RAISERS GAME-BY-GAME

Wisconsin: -

Maine: -

Louisville: -

Ball State: QB Steven Duncan - Came off the bench in the 3rd quarter to lead WKU to victory

Marshall: -

Charlotte: -

Old Dominion:

FIU:

Middle Tennessee:

Florida Atlantic:

UTEP:

Louisiana Tech:

# 2018 NOTEBOOK

## TOP OF HIS CLASS

Mike Sanford's hiring class in 2017 included 10 rookie and first-time head coaches at any level. Of those 10, only five were able to navigate the season and end up in a bowl game at the end, including Mike Sanford.

### ROOKIE HEAD COACHES FOR 2017

Coach	School	Bowl Game?
Tom Allen	Indiana	n/a
Major Applewhite	Houston	Hawai'i Bowl
Brent Brennan	San Jose State	n/a
Geoff Collins	Temple	Gasparilla Bowl
Shawn Elliott	Georgia State	Cure Bowl
Matt Luke ( <i>interim</i> )	Ole Miss	n/a
Jay Norvell	Nevada	n/a
Lincoln Riley	Oklahoma	Rose Bowl
<b>Mike Sanford</b>	<b>WKU</b>	<b>Cure Bowl</b>
Justin Wilcox	California	n/a

## 2018 TEAM CAPTAINS

WKU's season-long team captains were voted on at the end of fall camp, entirely by the players. In 2018, the Hilltoppers will have just two captains, both from the defense: senior **DB DeAndre Farris** and junior **LB Ben Holt**. Holt's older brother, Nick, was a 2015 team captain at linebacker and both played for their father, Nick Holt, during his time as WKU's defensive coordinator and linebackers coach from 2013-16.

## HOLTS ON THE HILL

When Ben Holt was voted a team captain, he and his brother, Nick, joined a very unique and exclusive group as one of just two sets of brothers to both serve as WKU captains.

Elmer (1965) and Lee Murray (1962) also served as captains and for over 50 years were the only sets of brothers to both serve as captains until the Holt's in 2018. Lee enjoyed a Hall of Fame career on The Hill in various roles as an assistant coach under Jimmy Feix and administrator as well as color analyst on WKU's radio broadcasts in the early 2000s.

## FINDING THE POSITIVES

Despite falling at No. 4 Wisconsin 34-3, there were a number of positives, both measurable and non-measurable, to take away from the game.

- WKU's 124 rushing yards were the most allowed to a non-conference opponent at home by Wisconsin since BYU's 163 in 2013.
- Three sacks tallied by the Hilltoppers were the most against Wisconsin by a non-conference opponent at home since at least 2000. It has only happened three other times.

## WITHIN STRIKING DISTANCE

Through six games, the Hilltoppers have lost three of five by a combined nine points - three point losses in three consecutive games. WKU has been within striking distance of all three (vs. Maine, at Louisville, vs. Marshall), and they aren't alone in being close to having their records flipped.

### TEAMS WITH THREE-OR-MORE ONE-SCORE LOSSES

Team	One-Score Games	Record	Team	Total 1-Score Games	Record
E. Michigan	6	2-4	Purdue	3	0-3
Ball State	4	1-3	Nebraska	3	0-3
<b>WKU</b>	<b>4</b>	<b>1-3</b>	Air Force	3	0-3
Arizona State	4	1-3	Arkansas	3	0-3
Old Dominion	3	0-3			

## DEFENSE GETTING IT DONE

Despite WKU's 1-5 record, the Hilltoppers' defensive unit is standing tough through six games. The Hilltoppers boasted a streak of holding three consecutive opponents to 20 points or less, the first time in program history WKU has held three FBS opponents to 20 or fewer. The run was snapped last week at Charlotte.

It was also the first time WKU has held an opponent at their same level - meaning IAA - to that standard in three straight. WKU last did that in 2004 when they held Eastern Kentucky, Youngstown State, and Northern Iowa to fewer than 20 points.

## 2018 RULE CHANGES

### Fair Catch on the Kickoff

If a kickoff receiver makes a fair catch inside his 20-yard line, his team will have the ball at the 25-yard line - just as if the ball had been caught and downed inside the end zone for a touchback. So for example, if a receiving team player makes a fair catch of a kickoff at his 5-yard or 10-yard line, his team will put the ball in play at the 25. The hope is that this change will encourage teams to take advantage of the better field position rather than return the kick.

### Penalty Enforcement on Field Goals

Under the current rules, if the defense commits a personal foul or unsportsmanlike conduct during a field goal, the kicking team must either take points off the board and continue the drive with a first down, or decline the penalty and keep the three points. However, the penalty would not carry over to the kickoff after the successful field goal. Beginning in 2018, there is the option to keep the three points and enforce the penalty on the kickoff-just as with such a foul during a touchdown. The effect of this change is to make penalty enforcement the same on all scoring plays.

### Blocking Below the Waist

- Linemen who are inside the tackle box at the snap may block below the waist from the front or the side until the ball leaves the tackle box.
- All others may block below the waist only if the force of the block is directly from the front - that is, in the region between "10 o'clock and 2 o'clock" forward of the concentration area of the player being blocked (there are some exceptions-see below).

### • Here is the major change for 2018:

Downfield, more than five yards beyond the line of scrimmage, any block below the waist is illegal.

### Pace of Play

The 40-second play clock will start as soon as the ball is dead. Instead of pausing for one minute between the touchdown and the extra point, the 40-second play clock will begin counting down as soon as the touchdown is scored. Similarly, when the ball becomes dead after the kickoff the 40-second play clock will start. This should have a significant impact on the amount of time it takes to "manage" a touchdown and the ensuing kickoff.



2018 CONFERENCE USA STANDINGS

EAST		
	Overall	C-USA
FIU	4-2	2-0
Marshall	4-2	2-1
Middle Tennessee	3-3	2-1
Charlotte	3-3	2-1
Florida Atlantic	3-3	1-1
<b>WKU</b>	<b>1-5</b>	<b>0-2</b>
Old Dominion	1-6	0-4

WEST		
	Overall	C-USA
UAB	5-1	3-0
North Texas	6-1	2-1
Louisiana Tech	4-2	2-1
UTSA	3-4	2-1
Southern Miss	2-3	1-1
UTEP	0-5	0-2
Rice	1-6	0-3

Conference USA Preseason Media Poll

East Division	West Division
1. FAU (22)	1. North Texas (18)
2. Marshall (4)	2. Louisiana Tech (4)
3. Middle Tennessee	3. UAB (3)
4. FIU	4. Southern Miss (1)
<b>5. WKU</b>	5. UTSA
6. Old Dominion	6. Rice
7. Charlotte	UTEP

2018 C-USA PLAYERS OF THE WEEK

<b>Sept. 3</b> O: Mason Fine, North Texas D: James Jackson, LA Tech S: Quez Watkins, Southern Miss	<b>Oct. 22</b> O: D: S:
<b>Sept. 10</b> O: Chris Robinson, FAU D: Rashad Smith, FAU S: Jonathan Cruz, Charlotte	<b>Oct. 29</b> O: D: S:
<b>Sept. 17</b> O: Mason Fine, North Texas D: Nate Brooks, North Texas S: Keegan Brewer, North Texas	<b>Nov. 5</b> O: D: S:
<b>Sept. 24</b> O: Blake LaRussa, ODU D: Oshane Ximines, ODU S: Jared Sackett, UTSA	<b>Nov. 12</b> O: D: S:
<b>Oct. 1</b> O: Tyre Brady, Marshall/Brent Stockstill, MTSU D: Jaylon Ferguson, LA Tech S: Bailey Hale, LA Tech	<b>Nov. 19</b> O: D: S:
<b>Oct. 8</b> O: Brent Stockstill, MTSU D: Jovante Moffatt, MTSU S: Kerrith Whyte, FAU	<b>Nov. 26</b> O: D: S:
<b>Oct. 15</b> O: D: S:	

CONFERENCE USA'S WINS LEADER

Since 2011, Marshall is the only Conference USA team to have won as many total games as the Hilltoppers. That span also includes two C-USA titles, three bowl wins, and five bowl appearances for WKU.

TEAM	TOTAL	2011	2012	2013	2014	2015	2016	2017	2018
<b>WKU</b>	<b>60</b>	<b>7-5</b>	<b>7-6</b>	<b>8-4</b>	<b>8-5</b>	<b>12-2</b>	<b>11-3</b>	<b>6-7</b>	<b>1-5</b>
Marshall	60	7-6	5-7	10-4	13-1	10-3	3-9	8-5	4-2
LA Tech	59	8-5	9-3	4-8	9-5	9-4	9-5	7-6	4-2
Middle Tennessee	49	2-10	8-4	8-5	6-6	7-6	8-5	7-6	3-3
North Texas	43	5-7	4-8	9-4	4-8	1-11	5-8	9-5	6-1
Southern Miss	42	12-2	0-12	1-11	3-9	9-5	7-6	8-5	2-3
Rice	38	4-8	7-6	10-4	8-5	5-7	3-9	1-11	1-6

QUARTERBACK CONSISTENCY

WKU has had remarkable consistency at the starting quarterback position, boasting just four different Week 1 starters since 2010. Kawaun Jakes (2010-12), Brandon Doughty (2013-15), and Mike White (2016-17) provided WKU with consistency at the games most important position at a rate nearly unseen in modern college football. Drew Eckels, a fifth-year senior, will attempt to do the same in 2018.

WEEK 1 QUARTERBACK STARTERS SINCE 2010 (INCLUDING EXPECTED STARTER FOR 2018)

- 3 – Troy
- 4 – Duke, Illinois, Missouri, Nebraska, Penn State, Syracuse, Wake Forest, Western Michigan, **WKU**
- 5 – Colorado, Marshall, Nevada, Rice, SMU, TCU, Texas State, USC, UTSA

YOUTH MOVEMENT

WKU is in the midst of a youth movement and rebuilding a roster which lost multiple three- and four-year starters at a number of positions after the 2016 Conference USA Championship season.

Last season, 24 players earned their first career start as Hilltoppers on offense or defense, the fourth-most nationally, and 11 true freshman saw game action. WKU trailed only Ball State (33), Illinois (31), Baylor (27), and Coastal Carolina (25) for the most first-time starters. On the 2018 roster, 66 percent of the roster is comprised of underclassmen.

ROSTER BREAKDOWN BY CLASS

CLASS	# ON ROSTER	OFFENSIVE/DEFENSIVE COMBINED STARTS
Seniors	10	91
Juniors	21	90
Sophomores	27	95
Redshirt Freshmen	10	7
True Freshmen	27	0

WALK-ONS FINDING SUCCESS (AND SCHOLARSHIPS)

Often the backbone of any successful program, walk-ons are finding success (and scholarships) on The Hill. Ben Holt became WKU's first FBS-era captain who began in the program as a walk-on, and he is the first former walk-on to be named a captain since running back Marell Booker in 2009.

FORMER WALK-ONS NOW ON SCHOLARSHIP

Player	Position	Player	Position
Robert Crawford	Defensive Line	Ryan Nuss	Kicker
Ta'Corian Darden	Nickelback	Der'Quione Mobley	Linebacker
Ben Holt	Linebacker	Alex Rinella	Kicker/Punter

#PROTOPS AT ALL-TIME HIGH

It has become an annual ritual each spring for Hilltoppers to get the opportunity to pursue their NFL dreams. WKU has nine former Hilltoppers currently in NFL programs on active rosters or practice squads.

FORMER HILLTOPPERS IN THE NFL

Player	Team	Player	Team
<b>Jack Doyle, TE</b>	<b>Indianapolis Colts</b>	<b>Forrest Lamp, OL</b>	<b>Los Angeles Chargers</b>
<b>George Fant, OT</b>	<b>Seattle Seahawks</b>	<b>Taywan Taylor, WR</b>	<b>Tennessee Titans</b>
<b>Tyler Higbee, TE</b>	<b>Los Angeles Rams</b>	<b>Mike White, QB</b>	<b>Dallas Cowboys</b>
<b>Joel Iyiebuniwe, LB</b>	<b>Chicago Bears</b>	Darrell Williams, OL*	Los Angeles Rams
		Deon Yelder, TE*	Kansas City Chiefs

**BOLD** indicates 53-man roster

\*Practice squad



# 2018 NOTEBOOK

## START CHART

### OFFENSE

Player	2018	Streak	Career
Mik'Quan Deane, TE	3	2	4
Steven Duncan, QB	2	-	2
Drew Eckels, QB	2	-	2
D'Andre Ferby, RB	1	-	11
Kyle Fourtenbary, TE	6	6	9
Parker Howell, OL	3	3	3
Lucky Jackson, WR	6	6	18
Quin Jernighan, WR	5	4	11
Seth Joest, OL	6	6	6
Xavier Lane, WR	1	-	6
Jordan Meredith, OL	6	6	6
Jakairi Moses, RB	0	-	4
Miles Pate, OL	6	6	13
Joshua Samuel, RB	4	4	4
Davis Shanley, QB	2	1	2
Jacquez Sloan, WR	3	-	6
Cole Spencer, OL	3	-	8
Marquez Trigg, RB	1	-	3
Steven Witchoskey, TE	0	-	1
Tyler Witt, OL	6	12	12

### DEFENSE

Player	2018	Streak	Career
Kyle Bailey, DB	1	-	1
Demetrius Cain, LB	0	-	1
Roger Cray, DB	5	5	9
Ta'Corian Darden, DB	5	5	15
Jeremy Darvin, DL	2	-	2
DeAndre Farris, DB	6	17	17
Jaylon George, DL	4	4	4
Drell Greene, DB	6	14	24
Ben Holt, LB	6	6	8
Juwuan Jones, DL	2	2	2
Carson Jordan, DL	4	-	5
Devon Key, DB	6	12	18
Antwon Kincade, DB	1	-	1
Julien Lewis, DL	0	-	7
DeAngelo Malone, DL	6	8	10
Devin Nixon, DB	0	-	1
Evan Sayner, DL	6	6	11
Masai Whyte, LB	6	11	18
Heath Wiggins, DL	0	-	11

### SPECIAL TEAMS

Player	2018	Streak	Career
Adam Krause, H	6	6	6
Ryan Nuss, PK	6	19	22
Ben Reeder, LS	6	19	19
Alex Rinella, KOS (P)	6	32 (6)	32 (6)

## REBUILDING UP FRONT

WKU's 2016 offensive line featured three All-Conference USA performers including All-American left tackle and second round NFL Draft pick Forrest Lamp. Cumulatively, Lamp, Max Halpin, and Darrell Williams started 140 games over their four years together on The Hill. Replacing that trio proved more difficult than previously anticipated and the Hilltoppers are still in the process of rebuilding the unit.

Last season, Cole Spencer and Tyler Witt provided some hope that the future would be bright as the two freshmen took over the right side down the back half of the season. Entering the 2018 season, the offensive line is without a single senior and features four sophomores and one junior in the starting five with true freshmen Gunner Britton and Mason Brooks also likely to factor into the rotation.

### PRIMARY 2016 STARTING FIVE (GP/GS)

LT	LG	C	RG	RT
Forrest Lamp (51/51)	Brandon Ray (41/41)	Max Halpin (43/39)	Dennis Edwards (28/27)	Darrell Williams, Jr. (46/41)
<b>TOTAL GP/GS: 209/199</b>				

## NEW POSITION STARTERS

WKU's 2018 starting five entering the season was also one of only three offensive lines in the nation to have all five position starters earning their first career starts at their position (UTSA, Fresno State).

LT Cole Spencer started five games at RT to close the 2017 campaign while Tyler Witt started the final six at RG. Both have now swapped to the left side while center Seth Joest and RG Jordan Meredith earned their first career starts at any position at Wisconsin. RT Miles Pate has been primarily a guard during his time on The Hill but bumped outside this fall under the direction of new offensive line coach TJ Woods.

### STARTING FIVE CAREER POSITION STARTS

LT	LG	C	RG	RT
<b>Cole Spencer (3)</b> <b>Parker Howell (3)</b>	<b>Tyler Witt (6)</b>	<b>Seth Joest (6)</b>	<b>Jordan Meredith (6)</b> Miles Pate (7) Tyler Witt (6)	<b>Miles Pate (6)</b> <i>Cole Spencer (5)</i>

## IN-SEASON BIRTHDAYS

A number of Hilltoppers will celebrate their birthdays over the course of the season. Quarterback Davis Shanley will celebrate his birthday on the Marshall game, safety Drell Greene against Old Dominion, and offensive lineman Tyler Witt against UTEP - all home games.

### IN-SEASON HILLTOPPER BIRTHDAYS

<b>Sept. 11</b> LA Rogers-Anderson (20)	<b>Oct. 21</b> Cardavion Myers (20)	<b>Nov. 23</b> Robert Crawford (22)
<b>Sept. 18</b> Kris Leach (19)	<b>Oct. 22</b> DeMarquez Trotter (20)	<b>Nov. 29</b> Alex Rinella (22)
<b>Sept. 27</b> Nicholas Coffey (22)	<b>Oct. 22</b> Gaej Walker (21)	<b>Dec. 1</b> Preston Mixon (19)
<b>Sept. 29</b> Davis Shanley (20)	<b>Oct. 22</b> Trey Urquhart (19)	<b>Dec. 2</b> Matthew Smith (20)
<b>Oct. 5</b> Kyle Fourtenbary (21)	<b>Oct. 28</b> Devon Key (21)	<b>Dec. 12</b> Garland LaFrance (20)
<b>Oct. 7</b> Rusty Staats (19)	<b>Oct. 28</b> Steven Witchoskey (20)	<b>Dec. 14</b> Miles Pate (22)
<b>Oct. 8</b> Jay Gibson (19)	<b>Oct. 30</b> Devon Wharton (23)	<b>Dec. 15</b> Evan Sayner (23)
<b>Oct. 11</b> Mason Brooks (19)	<b>Nov. 1</b> Antwon Kincade (20)	<b>Dec. 15</b> Deporess Schletty (19)
<b>Oct. 11</b> Anthony Spurlock (20)	<b>Nov. 7</b> Kevaris Thomas (19)	<b>Dec. 17</b> Anthony Polite (21)
<b>Oct. 17</b> Seth Joest (21)	<b>Nov. 11</b> Jamison Harkness (19)	<b>Dec. 30</b> Rex Henderson (21)
<b>Oct. 17</b> Damon Lowe (21)	<b>Nov. 15</b> Marquez Trigg (23)	<b>Jan. 4</b> Jordan Meredith (21)
<b>Oct. 20</b> Drell Greene (22)	<b>Nov. 17</b> Tyler Witt (21)	<b>Jan. 6</b> Parker Howell (22)
<b>Oct. 21</b> C.J. Marria (20)	<b>Nov. 20</b> Juwuan Jones (20)	<b>Jan. 7</b> Eli Brown (23)

## THE COMEBACK THAT ALMOST WAS

Trailing Louisiana Tech 49-24 with 8:01 remaining in the third quarter in Week 6 of the 2016 season, the Hilltoppers mounted a furious rally that was a drive away from potentially being the largest comeback in school history before ultimately falling 55-52. WKU's largest rally in program history is 17 points and 14 points in the FBS era, both coming in the final two games of the 2015 season.

### LARGEST COMEBACKS IN SCHOOL HISTORY

Date	Opponent	Deficit	Time	Final Score
10/17/98	at South Florida	17-0	2:43 (2Q)	31-24
10/22/88	at Tenn. Tech	17-0	3:03 (2Q)	20-17
10/10/87	at Chattanooga	17-0	3:33 (3Q)	20-17
11/10/79	at Northern Iowa	17-0	0:45 (2Q)	21-17
12/5/15	Southern Miss	21-7	2:52 (2Q)	45-28
12/21/15	vs. South Florida	14-0	6:17 (2Q)	45-35
9/30/06	vs. Western Illinois	21-7	10:53 (2Q)	38-35
11/13/99	at Indiana St.	21-7	5:32 (2Q)	40-34 (OT)
10/24/98	Elon	21-7	0:35 (2Q)	41-38 (OT)
9/25/65	East Tennessee St.	14-0	3:32 (2Q)	15-14

**CHECKING THE JERSEYS**

Since 2013, the Hilltoppers have worn multiple jersey combinations. WKU will wear Nike uniforms in 2017 after switching from Russell this offseason. Here is WKU's breakdown by uniform combination over the past four seasons.

**RECORD BY JERSEY COMBINATION**

**RED-RED (7-3)**

Sept. 28, 2013	Navy	W, 19-7
Oct. 3, 2013	at ULM	W, 31-10
Nov. 30, 2013	Arkansas State	W, 34-31
Aug. 29, 2014	Bowling Green	W, 59-31
Oct. 4, 2014	UAB	L, 39-42
Nov. 8, 2014	UTEP	W, 35-27
Oct. 10, 2015	Middle Tennessee	W, 58-28
Sept. 24, 2016	Vanderbilt	L, 30-31 (OT)
Nov. 5, 2016	FIU	W, 49-21
Sept. 8, 2018	Maine	L, 28-31

**RED-WHITE (7-2)**

Aug. 31, 2013	vs. Kentucky	W, 35-26
Oct. 26, 2013	Troy	L, 26-32
Dec. 24, 2014	vs. Central Michigan	W, 49-48
Dec. 5, 2015	Southern Miss	W, 45-28
Oct. 22, 2016	Old Dominion	W, 59-24
Dec. 3, 2016	LA Tech	W, 58-44
Sept. 2, 2017	Eastern Kentucky	W, 31-17
Sept. 16, 2017	LA Tech	L, 22-23
Oct. 14, 2017	Charlotte	W, 45-14

**RED-BLACK (6-1)**

Nov. 22, 2014	UTSA	W, 45-7
Sept. 10, 2015	LA Tech	W, 41-38
Nov. 7, 2015	FAU	W, 35-19
Sept. 1, 2016	Rice	W, 46-14
Nov. 12, 2016	North Texas	W, 45-7
Dec. 20, 2016	vs. Memphis	W, 51-31
Oct. 28, 2017	FAU	L, 28-42
Nov. 17, 2017	Middle Tennessee	W, 41-38 (3OT)

**BLACK-BLACK (3-2)**

Oct. 15, 2013	Louisiana-Lafayette	L, 20-37
Oct. 25, 2014	Old Dominion	W, 66-51
Nov. 15, 2014	Army	W, 52-24
Nov. 27, 2015	Marshall	W, 49-28
Sept. 29, 2018	Marshall	L, 17-20

**WHITE-WHITE (10-7)**

Sept. 14, 2013	at South Alabama	L, 24-31
Sept. 21, 2013	Morgan State	W, 58-17
Sept. 19, 2014	at Middle Tennessee	L, 47-50 (3OT)
Sept. 26, 2015	Miami (Ohio)	W, 56-14
Oct. 3, 2015	at Rice	W, 49-10
Oct. 24, 2015	at #5 LSU	L, 20-48
Nov. 21, 2015	at FIU	W, 63-7
Sept. 10, 2016	at #1 Alabama	L, 10-38
Oct. 1, 2016	HBU	W, 50-3
Oct. 15, 2016	at Middle Tennessee	W, 44-43 (2OT)
Sept. 9, 2017	at Illinois	L, 7-20
Sept. 23, 2017	Ball State	W, 33-21
Oct. 7, 2017	at UTEP	W, 15-14
Oct. 20, 2017	at ODU	W, 35-31
Nov. 11, 2017	at Marshall	L, 23-30
Dec. 16, 2017	vs. Georgia State	L, 17-27
Sept. 22, 2018	at Ball State	W, 28-20
Oct. 13, 2018	at Charlotte	L, 14-40

**WHITE-BLACK (1-3)**

Oct. 6, 2016	at LA Tech	L, 52-55
Oct. 29, 2016	at FAU	W, 52-3
Nov. 4, 2017	at Vanderbilt	L, 17-31
Sept. 15, 2018	at Louisville	L, 17-20

**WHITE-RED (11-6)**

Sept. 7, 2013	at Tennessee	L, 20-52
Nov. 2, 2013	at Georgia State	W, 44-28
Nov. 9, 2013	at Army	W, 21-17
Nov. 23, 2013	at Texas State	W, 38-7
Sept. 6, 2014	at Illinois	L, 34-42
Sept. 27, 2014	at Navy	W, 36-27
Oct. 18, 2014	at Florida Atlantic	L, 38-45
Nov. 1, 2014	at LA Tech	L, 10-59
Nov. 28, 2014	at Marshall	W, 67-66 (OT)
Sept. 3, 2015	at Vanderbilt	W, 14-12
Sept. 19, 2015	at Indiana	L, 35-38
Oct. 15, 2015	at North Texas	W, 55-28
Oct. 31, 2015	at Old Dominion	W, 55-30
Dec. 21, 2015	vs. South Florida	W, 45-35
Sept. 17, 2016	at Miami (Ohio)	W, 31-24
Nov. 26, 2016	at Marshall	W, 60-6
Aug. 31, 2018	at #4 Wisconsin	L, 3-34

**GAMES PLAYED CHART**

**OFFENSE**

Player	2018	Prev.	Streak	Career
Gino Appleberry, RB	6	--	6	6
Mason Brooks, OL	3	--	3	3
Mik'Quan Deane, TE	6	13	19	19
Steven Duncan, QB	4	1	4	5
Drew Eckels, QB	2	17	--	19
D'Andre Ferby, RB	3	25	--	28
Marcus Floyd, WR	4	--	3	4
Kyle Fourtenbary, TE	6	12	18	18
Jay Gibson, TE	1	--	--	1
Parker Howell, OL	4	18	3	22
Lucky Jackson, WR	6	26	13	32
Quin Jernighan, WR	6	21	26	27
Seth Joest, OL	6	1	6	7
Xavier Lane, WR	5	12	1	17
Garland LaFrance, RB	6	--	6	6
Kris Leach, TE	6	--	6	6
Marcelis Logan, RB	--	1	--	1
KeShawn McClendon, RB	1	--	1	1
Jordan Meredith, OL	6	12	18	18
Preston Nixon, OL	1	--	--	1
Jakairi Moses, RB	--	11	--	11
Devin Nixon, WR	--	6	--	6
Miles Pate, OL	6	22	9	28
Jahcour Pearson, WR	5	10	4	15
Joshua Samuel, RB	6	--	6	6
R.J. Scaife, OL	--	6	--	6
Davis Shanley, QB	4	--	1	4
Jacquez Sloan, WR	6	9	9	15
Cole Spencer, OL	3	5	--	8
Kevaris Thomas, QB	2	--	1	2
Steven Witchoskey, TE	5	12	2	17
Tyler Witt, OL	6	13	19	19

**DEFENSE**

Player	2018	Prev.	Streak	Career
Kyle Bailey, DB	6	11	7	17
A.J. Brathwaite, DB	1	--	1	1
Eli Brown, LB	5	--	2	5
Demetrius Cain, LB	4	9	--	13
Nick Coffey, DL	--	18	--	18
Robert Crawford, DL	4	--	--	4
Roger Cray, DB	6	13	19	19
Ta'Corian Darden, DB	6	18	24	24
Jeremy Darvin, DL	6	8	14	14
DeAndre Farris, DB	6	37	26	43
Jaylon George, DL	6	6	7	12
Jordan Gonzalez, DB	--	2	--	2
Drell Greene, DB	6	36	14	42
Rex Henderson, LB	6	--	6	6
Ben Holt, LB	6	26	14	32
Canon Jackson, DB	5	1	5	6
Juwuan Jones, DL	6	--	6	6
Carson Jordan, DL	6	1	6	7
Devon Key, DB	6	12	12	18
Antwon Kincade, DB	5	12	2	17
Julien Lewis, DL	6	28	33	34
Jalen Madden, DL	5	4	--	9
DeAngelo Malone, DL	6	11	10	17
Joseph McIntyre, LB	6	--	6	6
Der'Quione Mobley, LB	5	23	--	28
Devin Nixon, DB	4	--	--	4
DeVon Quincy, DL	5	--	3	5
LA Rogers-Anderson, DB	6	7	7	13
Dionte Ruffin, DB	6	11	16	17
Evan Sayner, DL	6	25	6	31
Jarrett Sippola, LB	--	4	--	4
Trey Urquhart, LB	1	--	--	1
Gaej Walker, DB	6	--	6	6
DeVon Wharton, DL	3	4	--	7
Masai Whyte, LB	6	37	29	43
Heath Wiggins, DL	6	26	32	32
Mario Wright, LB	2	--	1	2

**SPECIAL TEAMS**

Player	2018	Prev.	Streak	Career
Adam Krause, H	6	--	6	6
Ryan Nuss, PK	6	29	19	35
Ben Reeder, LS	6	13	19	19
Alex Rinella, KOS	6	27	33	33

**CELEBRATING 100 SEASONS ON THE HILL**

WKU is celebrating 100 seasons of football on The Hill in 2018. The program began in 1913, but due to program stoppages during World War I (1917-1919) and World War II (1943-45), the 2018 team is WKU's 100th team. Uniquely enough, it is also the 100th season of men's basketball and baseball.

To celebrate, WKU voted on and named an All-Century team and will wear a patch on the jersey all year. The team is comprised of 12 offensive players, 12 defensive players, 4 specialists, and one all-purpose leader. The co-head coaches of the team are Jimmy Feix, the winningest head coach in program history at 106-56-6, and Jack Harbaugh, leader of WKU's 2002 national championship team.

**WKU FOOTBALL ALL-CENTURY TEAM**

**Co-Head Coaches:** Jack Harbaugh (1989-2002) & Jimmy Feix (1968-83)

**OFFENSE**

Brandon Doughty	2013-15	Quarterback
Bobby Rainey	2008-11	Running Back
Dickie Moore	1965-68	Running Back
Jack Doyle	2009-12	Tight End
Taywan Taylor	2013-16	Wide Receiver
Porter Williams	1970-73	Wide Receiver
Nicholas Norris	2013-16	Wide Receiver
<b>Forrest Lamp</b>	<b>2013-16</b>	<b>Offensive Line</b>
Buster Ashley	2001-04	Offensive Line
Chris Price	1999-02	Offensive Line
David Carter	1973-76	Offensive Line
Jim "Yogi" Hardin	1955-58	Offensive Line

**DEFENSE**

Lawrence Brame	1967-70	Defensive Line
John Bushong	1971-74	Defensive Line
Tim Ford	1979-81	Defensive Line
Quanterus Smith	2009-12	Defensive Line
Sherrod Coates	1999-02	Linebacker
Paul Gray	1980-83	Linebacker
Rick Green	1972-75	Linebacker
Dale Lindsey	1963-64	Linebacker
Jim Burt	1961-64	Defensive Back
Joseph Jefferson	1998-01	Defensive Back
<b>Virgil Livers</b>	<b>1971-74</b>	<b>Defensive Back</b>
Mel Mitchell	1999-01	Defensive Back

**SPECIAL TEAMS/ALL-PURPOSE**

Garrett Schwettman	2012-15	Kicker
Brian Claybourn	2001-04	Punter
Antonio Andrews	2010-13	Kick Returner
Joey Stockton	1994-97	Kick Returner
<b>Willie Taggart</b>	<b>1995-98</b>	<b>All-Purpose Player</b>

**BOLD** - Denotes captain of that group



# 2018 HILLTOPPERS

## NUMERICAL ROSTER

2	Devon Key	DB
2	Jacquez Sloan	WR
3	Anthony Spurlock	WR
3	Lichon Terrell	DL
4	Der'Quione Mobley	LB
4	Drew Eckels	QB
5	LA Rogers-Anderson	DB
6	Devin Nixon	DB
7	Jahcour Pearson	WR
8	Kevaris Thomas	QB
8	Malik Occiur	DB
9	Drell Greene	DB
9	Xavier Lane	WR
10	DeAngelo Malone	DL
10	Steven Duncan	QB
11	Lucky Jackson	WR
12	Davis Shanley	QB
12	Gaej Walker	DB
13	Russell Brown	WR
13	Ryan Nuss	K
14	Garland LaFrance	RB
15	Ta'Corian Darden	DB
16	Quin Jernighan	WR
17	Canon Jackson	DB
18	KeShawn McClendon	RB
19	C.J. Marria	DL
19	Drake Peer	QB
20	Devon Wharton	DL
20	Marcelis Logan	RB
21	Jakairi Moses	RB
21	Jordon Gonzalez	DB
22	DeAndre Farris	DB
23	B.J. Crim	DB
24	Roger Cray	DB
25	Joshua Samuel	RB
25	Masai Whyte	LB
26	Dionté Ruffin	DB
27	Jayden Patterson	DB
28	Demetrius Cain	DL
28	Gino Appleberry, Jr.	RB
29	Beanie Bishop	DB
29	Kawan Williams	WR
30	Clay Davis	LB
31	Antwon Kincade	DB
32	D'Andre Ferby	RB
32	Eli Brown	LB
33	Mario Wright	LB
34	Juwuan Jones	DL
35	Nicholas Coffey	DL
36	Kyle Bailey	DB
37	A.J. Brathwaite, Jr.	DB
38	Andre Haynes	DB
39	Alex Rinella	K
40	Adam Krause	P
40	Rex Henderson	LB
41	Cardavion Myers	DB

No.	NAME	POS.	HT	WT	CL	HOMETOWN/LAST SCHOOL
28	Gino Appleberry, Jr.	RB	5-9	210	Fr.-HS	Atlanta, Ga. (Westlake)
36	Kyle Bailey	DB	6-0	210	So.-1L	Carrollton, Ga. (Bremen)
89	Joey Beljan	TE	6-3	220	Fr.-HS	Frenchtown, N.J. (Delaware Valley)
91	Devin Bell	DL	6-5	255	Fr.-HS	Troy, Ala. (Goshen)
29	Beanie Bishop	DB	5-11	165	Fr.-HS	Louisville, Ky. (Pleasure Ridge Park)
37	A.J. Brathwaite, Jr.	DB	6-0	185	Fr.-HS	Miami, Fla. (Central)
75	Gunner Britton	OL	6-6	295	Fr.-HS	Conway, S.C. (Conway)
77	Mason Brooks	OL	6-6	275	Fr.-HS	Cedar Park, Texas (Cedar Park)
32	Eli Brown	LB	6-2	215	r-Jr.-TR	Bowling Green, Ky. (Warren East/Kentucky)
13	Russell Brown	WR	6-3	205	Fr.-HS	Fort Myers, Fla. (Lehigh)
28	Demetrius Cain	DL	6-0	240	r-So.-1L	Princeton, Ky. (Caldwell County)
35	Nicholas Coffey	DL	6-3	255	r-Jr.-2L	Dunnville, Ky. (Russell County)
72	Michael Cone	OL	6-4	310	r-Fr.-TR	Dallas, Ga. (East Paulding)
93	Robert Crawford	DL	6-2	270	r-Jr.-SQ	Nashville, Tenn. (Father Ryan/Tennessee State)
24	Roger Cray	DB	5-10	170	So.-1L	Lake City, Fla. (Columbia)
23	B.J. Crim	DB	6-1	195	Fr.-HS	Ocala, Fla. (Vanguard)
15	Ta'Corian Darden	DB	5-9	190	r-Jr.-2L	Russellville, Ky. (Russellville)
53	Jeremy Darvin	DL	6-1	300	r-So.-1L	Nashville, Tenn. (Father Ryan)
30	Clay Davis	LB	6-2	210	Jr.-TR	Louisville, Ky. (Christian Aca./Tennessee Tech)
85	Mik'Quan Deane	TE	6-4	240	r-Sr.-1L	Tulsa, Okla. (Memorial/NE Oklahoma A&M)
10	Steven Duncan	QB	6-4	230	r-So.-1L	Charleston, S.C. (Ashley Ridge)
4	Drew Eckels	QB	6-3	220	r-Sr.-2L	Daytona, Fla. (Warner Christian Aca.)
22	DeAndre Farris	DB	5-10	195	r-Sr.-3L	Shelbyville, Ky. (Collins)
32	D'Andre Ferby	RB	6-1	230	r-Sr.-2L	Smyrna, Tenn. (Ensworth)
83	Marcus Floyd	WR	6-1	195	r-Jr.-RS	Frankfort, Ky. (Bryan Station/Morehead St.)
42	Kyle Fourtenbary	TE	6-3	240	r-So.-1L	Opelika, Ala. (Opelika)
86	Spencer Gaddis	WR	6-0	175	Fr.-HS	Alpharetta, Ga. (Alpharetta)
90	Jaylon George	DL	6-3	275	r-Jr.-1L	Atlanta, Ga. (North Clayton/NE Oklahoma A&M)
87	Jay Gibson	TE	6-5	255	Fr.-HS	Chattanooga, Tenn. (McCallie)
21	Jordon Gonzalez	DB	5-11	180	r-Jr.-1L	Louisville, Ky. (DuPont Manual)
9	Drell Greene	DB	6-0	200	Sr.-3L	Alma, Ga. (Bacon County)
79	Jamison Harkness	OL	6-5	290	Fr.-HS	Munfordville, Ky. (Hart County)
38	Andre Haynes	DB	6-0	175	r-Fr.-RS	Louisville, Ky. (Male)
40	Rex Henderson	LB	6-1	215	r-Fr.-RS	Morgantown, Ky. (Butler County)
44	Ben Holt	LB	5-10	220	r-Jr.-2L	Bowling Green, Ky. (Bowling Green)
68	Parker Howell	OL	6-4	290	r-Jr.-2L	Nashville, Tenn. (Christ Presbyterian Aca.)
17	Canon Jackson	DB	6-1	220	r-Jr.-2L	Louisville, Ky. (Trinity)
11	Lucky Jackson	WR	6-1	185	r-Jr.-2L	Lexington, Ky. (Lafayette)
16	Quin Jernighan	WR	6-3	210	r-Jr.-2L	LaVergne, Tenn. (LaVergne)
67	Seth Joest	OL	6-2	300	r-So.-1L	Versailles, Ky. (Woodford County)
34	Juwuan Jones	DL	6-3	270	r-Fr.-RS	Sugar Hill, Ga. (Lanier)
43	Carson Jordan	DL	6-2	255	r-Jr.-RS	Poplarville, Miss. (Hancock/MGCCC)
2	Devon Key	DB	6-1	205	r-So.-1L	Lexington, Ky. (Bryan Station)
31	Antwon Kincade	DB	5-11	195	So.-1L	Valdosta, Ga. (Valdosta)
40	Adam Krause	P	6-0	190	Fr.-HS	Chicago, Ill. (Montini Catholic)
14	Garland LaFrance	RB	5-10	175	Fr.-HS	New Orleans, La. (St. Augustine)
9	Xavier Lane	WR	6-4	200	r-So.-1L	Montgomery, Ala. (Carver)
82	Kris Leach	TE	6-6	240	r-Fr.-RS	Beaeton, Va. (Liberty)
51	Tre Leslie	LB	6-0	235	Fr.-HS	Tucker, Ga. (Tucker)
96	Julien Lewis	DL	6-3	300	r-Sr.-2L	Madison, Ala. (Bob Jones)
20	Marcelis Logan	RB	5-8	180	r-Sr.-1L	Lexington, Ky. (Lexington Catholic)
52	Damon Lowe	LB	6-2	240	Jr.-TR	Louisville, Ky. (Trinity/Eastern Kentucky)
99	Jalen Madden	DL	6-1	315	r-So.-1L	Tuscaloosa, Ala. (Northridge)
10	DeAngelo Malone	DL	6-4	230	So.-1L	Atlanta, Ga. (Cedar Grove)
19	C.J. Marria	DL	6-4	250	r-Fr.-RS	Jonesboro, Ga. (Jonesboro)
18	KeShawn McClendon	RB	5-11	205	r-Fr.-HS	Clarksville, Tenn. (Rossvie)
47	Joseph McIntyre	LB	5-11	215	r-Fr.-RS	Bowling Green, Ky. (Bowling Green)
61	Jordan Meredith	OL	6-2	285	r-So.-1L	Bowling Green, Ky. (Bowling Green)
76	Preston Mixon	OL	6-4	290	r-Fr.-RS	Montgomery, Ala. (Jefferson Davis)
4	Der'Quione Mobley	LB	6-1	240	r-Sr.-2L	Louisville, Ky. (Central)
21	Jakairi Moses	RB	5-9	185	So.-1L	Palm Beach, Fla. (William T. Dwyer)
41	Cardavion Myers	DB	5-11	170	Fr.-HS	Piedmont, Ala. (Piedmont)
6	Devin Nixon	DB	6-0	190	r-Jr.-2L	Melbourne, Fla. (Viera)
13	Ryan Nuss	K	5-9	200	r-Sr.-3L	Fairfield, Ohio (Fairfield/East Tennessee)





## 2018 HILLTOPPERS

No.	NAME	POS.	HT	WT	CL	HOMETOWN/LAST SCHOOL
8	Malik Occiur	DB	6-0	210	Fr.-HS	Fort Lauderdale, Fla. (Northeast)
63	Miles Pate	OL	6-2	315	r-Jr.-2L	Lawrenceville, Ga. (Peachtree Ridge)
27	Jayden Patterson	DB	6-0	185	Fr.-HS	Lawrenceville, Ga. (Mountain View)
7	Jahcour Pearson	WR	5-9	180	r-So.-1L	Fort Lauderdale, Fla. (Flanagan)
19	Drake Peer	QB	6-0	185	Fr.-HS	Knoxville, Tenn. (Knoxville West)
45	Anthony Polite	DB	5-11	190	r-Fr.-SQ	Elizabethtown, Ky. (John Hardin)
58	DeVon Quincy	DL	6-1	235	r-So.-SQ	Frankfort, Ky. (Lafayette)
80	Ben Reeder	LS	6-2	205	So.-1L	Greenville, S.C. (J.L. Mann)
39	Alex Rinella	K	6-1	220	r-Jr.-2L	Johnson City, Tenn. (Science Hill)
5	LA Rogers-Anderson	DB	6-0	200	So.-1L	Sumter, S.C. (Ridge View)
26	Dionté Ruffin	DB	5-11	190	So.-1L	Kenner, La. (Paulding County)
25	Joshua Samuel	RB	5-11	205	r-Fr.-RS	Greenville, S.C. (Central Gwinnett)
55	Evan Sayner	DL	6-3	300	r-Sr.-3L	Paducah, Ky. (McCracken County)
71	R.J. Scaife	OL	6-5	295	r-Jr.-2L	Dade City, Fla. (Pasco)
92	Deporess Schletty	DL	6-2	270	Fr.-HS	Alpharetta, Ga. (Alpharetta)
12	Davis Shanley	QB	6-1	190	r-Fr.-RS	Duluth, Ga. (South Forsyth)
59	Jarrett Sippola	LB	6-0	215	r-Jr.-1L	Carrollton, Ga. (Carrollton)
2	Jacquez Sloan	WR	5-9	165	So.-1L	Atlanta, Ga. (Grady)
88	Matthew Smith	WR	6-2	185	r-Fr.-HS	Louisville, Ky. (St. Xavier)
70	Cole Spencer	OL	6-4	290	So.-1L	Louisville, Ky. (Trinity)
3	Anthony Spurlock	WR	6-1	165	Fr.-HS	New Orleans, La. (Edna Carr)
51	Rusty Staats	OL	6-4	295	Fr.-TR	Watertown, Tenn. (Watertown/Navy Prep)
97	Nazir Sy	DL	6-2	305	Fr.-HS	Norcross, Ga. (Norcross)
3	Lichon Terrell	DL	6-1	285	Fr.-HS	Hogansville, Ga. (Callaway)
8	Kevaris Thomas	QB	6-4	250	Fr.-HS	Lakeland, Fla. (Lakeland)
89	Preston Tribble	TE	6-3	230	r-So.-TR	Hendersonville, Tenn. (Beech/Vol State)
49	Demarquez Trotter	DB	6-0	175	r-Fr.-TR	Nashville, Tenn. (East Nashville Magnet/Indiana St.)
50	Trey Urquhart	LB	6-0	215	Fr.-HS	Montgomery, Ala. (North Cobb)
12	Gaej Walker	DB	6-0	190	r-So.-SQ	Tampa, Fla. (East Bay)
42	KiShawn Walker	DB	6-2	190	r-So.-TR	Owensboro, Ky. (Owensboro/Georgetown)
46	Bryson Washington	DB	6-0	215	Fr.-HS	Louisville, Ky. (Pleasure Ridge Park)
62	William West	OL	6-1	290	r-Fr.-RS	Louisville, Ky. (Male)
20	Devon Wharton	DL	6-2	215	r-So.-1L	Hopkinsville, Ky. (Christian County)
25	Masai Whyte	LB	6-0	225	r-Sr.-3L	Shelbyville, Ky. (Collins)
95	Heath Wiggins	DL	6-2	250	r-Jr.-2L	Mayfield, Ky. (Graves County)
29	Kawan Williams	WR	6-0	185	Fr.-HS	Savannah, Ga. (Beach)
48	Steven Witchoskey	TE	6-2	250	So.-1L	Plant City, Fla. (Durant)
74	Tyler Witt	OL	6-2	300	r-So.-1L	Joliet, Ill. (Joliet Catholic)
33	Mario Wright	LB	6-1	220	Fr.-HS	Chicago, Ill. (Homewood-Flossmoor)

## NUMERICAL ROSTER

42	KiShawn Walker.....	DB
42	Kyle Fourtenbary.....	TE
43	Carson Jordan.....	DL
44	Ben Holt.....	LB
45	Anthony Polite.....	DB
46	Bryson Washington.....	DB
47	Joseph McIntyre.....	LB
48	Steven Witchoskey.....	TE
49	Demarquez Trotter.....	DB
50	Trey Urquhart.....	LB
51	Rusty Staats.....	OL
51	Tre Leslie.....	LB
52	Damon Lowe.....	LB
53	Jeremy Darvin.....	DL
55	Evan Sayner.....	DL
58	DeVon Quincy.....	DL
59	Jarrett Sippola.....	LB
61	Jordan Meredith.....	OL
63	Miles Pate.....	OL
67	Seth Joest.....	OL
68	Parker Howell.....	OL
70	Cole Spencer.....	OL
71	R.J. Scaife.....	OL
72	Michael Cone.....	OL
74	Tyler Witt.....	OL
75	Gunner Britton.....	OL
76	Preston Mixon.....	OL
77	Mason Brooks.....	OL
79	Jamison Harkness.....	OL
80	Ben Reeder.....	LS
82	Kris Leach.....	TE
83	Marcus Floyd.....	WR
85	Mik'Quan Deane.....	TE
86	Spencer Gaddis.....	WR
87	Jay Gibson.....	TE
88	Matthew Smith.....	WR
89	Joey Beljan.....	TE
89	Preston Tribble.....	OL
90	Jaylon George.....	DL
91	Devin Bell.....	DL
92	Deporess Schletty.....	DL
93	Robert Crawford.....	DL
95	Heath Wiggins.....	DL
96	Julien Lewis.....	DL
97	Nazir Sy.....	DL
99	Jalen Madden.....	DL

## WHAT RETURNS...

Rushing Yards.....	99.2%
Passing Yards.....	0.2%
Receiving Yards.....	50.2%
Punt Return Yards.....	0.0%
Kick Return Yards.....	19.9%
Interceptions.....	60.0%
Scoring.....	53.5%
Total Offense.....	22.4%
All-Purpose Yards.....	51.9%
Field Goals.....	100%
Punting Yards.....	0.0%
Tackles.....	64.5%
Tackles for Loss.....	47.8%
Sacks.....	41.6%
Fumbles Forced.....	71.4%

## Offensive Starts Returning

WR Lucky Jackson.....	12
RB D'Andre Ferby.....	10
WR Quin Jernighan.....	8
OL Miles Pate.....	7
OL Tyler Witt.....	6
WR Xavier Lane.....	5
OL Cole Spencer.....	5
RB Jakairi Moses.....	4
TE Kyle Fourtenbary.....	3
WR Jacquez Sloan.....	3
RB Marquez Trigg.....	2
TE Mik'Quan Deane.....	1
WR Devin Nixon.....	1
TE Steven Witchoskey.....	1

## Defensive Starts Returning

DB Drell Greene.....	19
DB Devon Key.....	12
DB DeAndre Farris.....	11
LB Masai Whyte.....	11
DL Heath Wiggins.....	11
DB Ta'Corian Darden.....	10
DL Julien Lewis.....	7
DL Evan Sayner.....	6
DB Roger Cray.....	4
DL DeAngelo Malone.....	3
LB Demetrius Cain.....	1
LB Ben Holt.....	1
DL Carson Jordan.....	1

## Specialist Starts Returning

KOS Alex Rinella.....	27
K Ryan Nuss.....	17
LS Ben Reeder.....	13

## Offensive Starts Lost

OL Brandon Ray.....	54
QB Mike White.....	42
OL Dennis Edwards.....	39
OL Jimmie Sims.....	20
WR Nacarius Fant.....	15
TE Deon Yelder.....	12
OL Matt Nord.....	9
WR Cam Echols-Luper.....	4
WR Kylen Towner.....	4
RB Quinton Baker.....	3

## Defensive Starts Lost

DL Derik Overstreet.....	45
DB Marcus Ward.....	32
LB Joel Iyiegbuniwe.....	27
DL Chris Johnson.....	27
DB Joe Brown.....	25
DB Leverick Johnson.....	9
DB Juwan Gardner.....	7
LB Daeshawn Bertram.....	3

## Specialist Starts Lost

P Jake Collins.....	38
---------------------	----



# Experience **BREAKDOWN**

## OFFENSE RETURNING LETTERMEN (20)

<b>Quarterbacks (2)</b>	<b>Wide Receivers (4)</b>
Steven Duncan	Lucky Jackson
Drew Eckels	Quin Jernighan
	Xavier Lane
	Jahcour Pearson
<b>Running Backs (4)</b>	<b>Offensive Line (7)</b>
D'Andre Ferby	Seth Joest
Marcelis Logan	Parker Howell
Jakairi Moses	Jordan Meredith
Marquez Trigg	Miles Pate
	R.J. Scaife
<b>Tight Ends (3)</b>	Cole Spencer
Mik'Quan Deane	Tyler Witt
Kyle Fourtenbary	
Steven Witchoskey	

## DEFENSE RETURNING LETTERMEN (26)

<b>Defensive Line (9)</b>	<b>Linebackers (5)</b>	<b>Secondary (12)</b>
Nicholas Coffey	Demetrius Cain	Kyle Bailey
Jeremy Darvin	Ben Holt	Roger Cray
Jaylon George	Der'Quione Mobley	Tacorion Darden
Julien Lewis	Jarrett Sippola	DeAndre Farris
Jalen Madden	Masai Whyte	Jordon Gonzalez
DeAngelo Malone		Drell Greene
Evan Sayner		Canon Jackson
Heath Wiggins		Antwon Kincade
Devon Wharton		Devin Nixon (at WR)
		LA Rogers-Anderson
		Dionte Ruffin

## SPECIALISTS (3)

Ryan Nuss, K  
Ben Reeder, LS  
Alex Rinella, KOS

## RETURNING CAREER CONSECUTIVE AND TOTAL STARTS

OFFENSE/SPEC.	Yr.	Total Starts	Consec. Starts	---Starts by Year---			
				2018	2017	2016	2015
Alex Rinella, KOS	Jr.	33	33	6	13	14	0
Ryan Nuss, K	Sr.	23	19	6	13	4	0
Ben Reeder, LS	So.	19	19	6	13	0	0
Lucky Jackson, WR	Jr.	18	6	6	6	6	0
Quin Jernighan, WR	Jr.	13	4	5	6	1	0
Miles Pate, OL	Jr.	13	6	6	7	0	0
Tyler Witt, OL	So.	12	12	6	6	0	0
D'Andre Ferby, RB	Sr.	11	-	1	6	0	4
Kyle Fourtenbary, TE	So.	9	6	6	3	0	0
Cole Spencer, OL	So.	8	-	3	5	0	0
Seth Joest, OL	So.	6	6	6	0	0	0
Xavier Lane, WR	So.	6	-	1	5	0	0
Jordan Meredith, OL	So.	6	6	6	0	0	0
Jacquez Sloan, WR	So.	6	-	3	3	0	0
Jakairi Moses, RB	So.	4	-	0	4	0	0
Joshua Samuel, RB	Fr.	4	4	4	0	0	0
Mik'Quan Deane, TE	Sr.	3	2	3	1	0	0
Parker Howell, OL	Jr.	3	3	3	0	0	0
Steven Duncan, QB	So.	2	-	2	0	0	0
Drew Eckels, QB	Sr.	2	-	2	0	0	0
Davis Shanley, QB	Fr.	2	1	2	0	0	0
Ben Holt, FB	Jr.	1	-	0	0	1	0
Devin Nixon, WR	Jr.	1	-	0	1	0	0
Steven Witchoskey, TE	So.	1	-	0	1	0	0

## DEFENSE

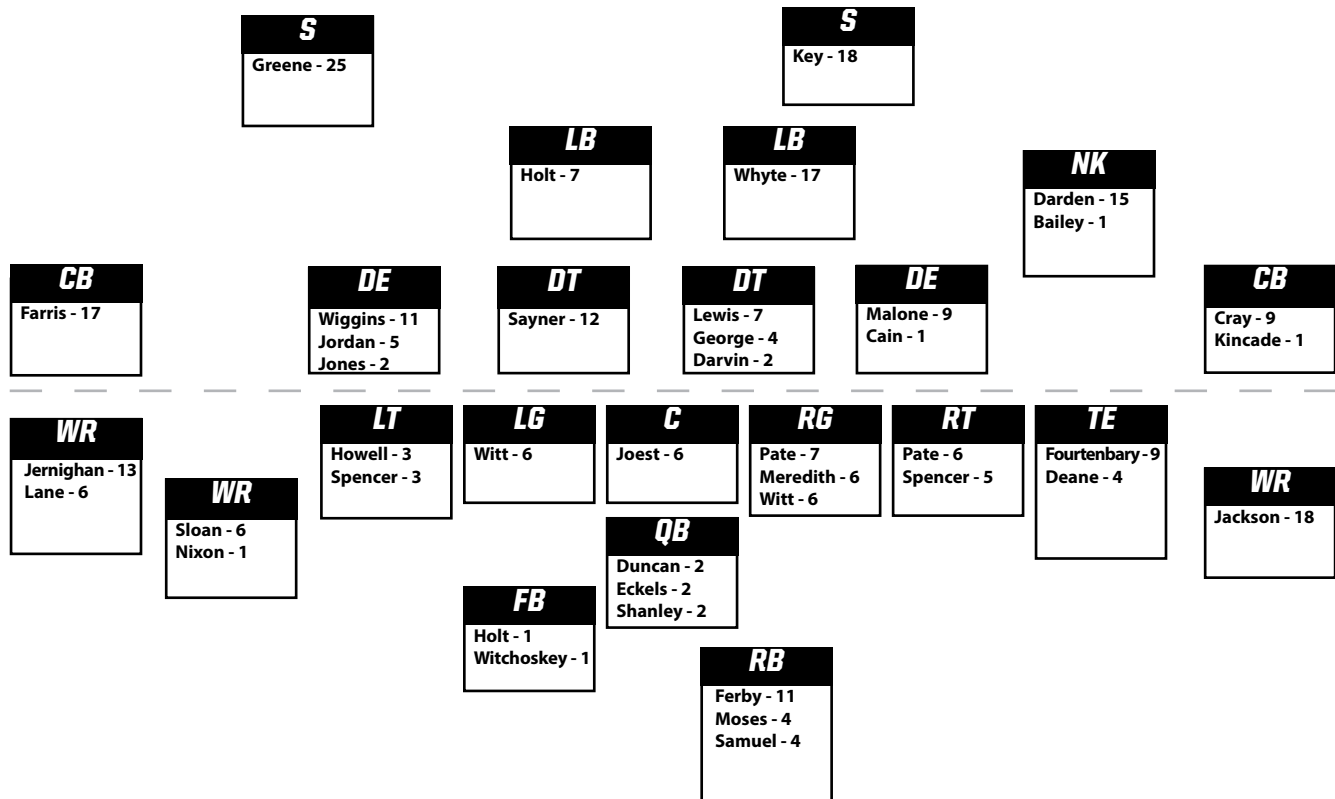
	Yr.	Total Starts	Consec. Starts	---Starts by Year---			
				2018	2017	2016	2015
Drell Greene, DB	Sr.	25	14	6	12	7	0
Devon Key, DB	So.	18	12	6	12	0	0
DeAndre Farris, DB	Sr.	17	17	6	11	0	0
Masai Whyte, LB	Sr.	17	7	6	9	2	0
Ta'Corian Darden, DB	Jr.	15	5	5	10	0	0
Evan Sayner, DL	Sr.	12	6	6	6	0	0
Heath Wiggins, DL	Jr.	11	-	0	11	0	0
Roger Cray, DB	So.	9	5	5	4	0	0
DeAngelo Malone, DL	So.	9	7	6	3	0	0
Ben Holt, LB	Jr.	7	6	6	1	0	0
Julien Lewis, DL	Sr.	7	-	0	7	0	0
Carson Jordan, DL	Sr.	5	-	4	1	0	0
Jaylon George, DL	Jr.	4	4	4	0	0	0
Jeremy Darvin, DL	Jr.	2	-	2	0	0	0
Juwuan Jones, DL	Fr.	2	2	2	0	0	0
Kyle Bailey, DB	So.	1	-	1	0	0	0
Demetrius Cain, LB	So.	1	-	0	1	0	0
Antwon Kincade, DB	So.	1	-	1	0	0	0

## GAME-OPENING DRIVES

	-----WKU-----				-----OPP-----			
	Plays	Yds.	TOP	Result	Plays	Yds.	TOP	Result
at #4 Wisconsin	3	3	1:50	Punt	11	43	5:23	Punt
Maine	1	66	0:18	TD	4	19	1:25	INT
at Louisville	7	27	3:04	INT	3	7	1:22	Punt
at Ball State	6	45	2:35	Punt	13	80	5:42	TD
Marshall	5	3	2:11	Punt	3	7	1:18	Punt
at Charlotte	4	6	1:36	INT	1	35	0:09	TD
Old Dominion								
FIU								
at Middle Tenn.								
at Florida Atlantic								
UTEP								
at Louisiana Tech								

## SECOND HALF-OPENING DRIVES

	-----WKU-----				-----OPP-----			
	Plays	Yds.	TOP	Result	Plays	Yds.	TOP	Result
at #4 Wisconsin	6	67	1:45	FG	7	42	2:59	FG
Maine	3	-19	0:53	FUM	4	6	1:26	TOD
at Louisville	5	18	2:28	Punt	8	61	3:26	FG
at Ball State	13	75	6:15	TD	15	68	5:52	FG
Marshall	3	11	1:45	Punt	10	58	4:27	FGA
at Charlotte	3	5	1:06	Punt	10	75	5:18	TD
Old Dominion								
FIU								
at Middle Tenn.								
at Florida Atlantic								
UTEP								
at Louisiana Tech								

Position **STARTS****OFFENSIVE GAME-BY-GAME STARTERS**

OPPONENT	QB	RB	WR	WR	TE	WR/TE	LT	LG	C	RG	RT
at #4 Wisconsin	Eckels	Trigg	Jackson	Jernighan	Fourtenbary	Lane (WR)	Spencer	Witt	Joest	Meredith	Pate
Maine	Eckels	Ferby	Jackson	Sloan	Fourtenbary	Deane (TE)	Spencer	Witt	Joest	Meredith	Pate
at Louisville	Duncan	Samuel	Jackson	Jernighan	Fourtenbary	Sloan (WR)	Spencer	Witt	Joest	Meredith	Pate
at Ball State	Shanley	Samuel	Jackson	Jernighan	Fourtenbary	Sloan (WR)	Howell	Witt	Joest	Meredith	Pate
Marshall	Duncan	Samuel	Jackson	Jernighan	Fourtenbary	Deane (TE)	Howell	Witt	Joest	Meredith	Pate
at Charlotte	Shanley	Samuel	Jackson	Jernighan	Fourtenbary	Deane (TE)	Howell	Witt	Joest	Meredith	Pate

Old Dominion

FIU

at Middle Tenn.

at Florida Atlantic

UTEP

at Louisiana Tech

**DEFENSIVE GAME-BY-GAME STARTERS**

OPPONENT	DE	DT	DT	DE	LB	LB	NK	CB	S	S	CB
at #4 Wisconsin	Jordan	Darvin	Sayner	Malone	Holt	Whyte	Bailey	Farris	Greene	Key	Kincade
Maine	Jordan	Darvin	Sayner	Malone	Holt	Whyte	Darden	Farris	Greene	Key	Cray
at Louisville	Jordan	George	Sayner	Malone	Holt	Whyte	Darden	Farris	Greene	Key	Cray
at Ball State	Jordan	George	Sayner	Malone	Holt	Whyte	Darden	Farris	Greene	Key	Cray
Marshall	Jones	George	Sayner	Malone	Holt	Whyte	Darden	Farris	Greene	Key	Cray
at Charlotte	Jones	George	Sayner	Malone	Holt	Whyte	Darden	Farris	Greene	Key	Cray

Old Dominion

FIU

at Middle Tenn.

at Florida Atlantic

UTEP

at Louisiana Tech





## Explosive PLAYS

Yds	Type	Player	Opp.	Qtr.
75*	Pass	Eckels to LaFrance	ME	4
66*	Pass	Eckels to Jackson	ME	1
60	Pass	Duncan to Sloan	MAR	4
48	Pass	Eckels to Sloan	WISC	3
47	INT	DeAndre Farris	MAR	4
45*	INT	Devon Key	ME	1
43	Pass	Duncan to Deane	MAR	2
42	Pass	Shanley to Sloan	CHA	1
41	Pass	Shanley to Jackson	BALL	2
37	KR	Ta'Corian Darden	LOU	4
36	Pass	Shanley to TEAM	LOU	4
34	KR	Dionte Ruffin	ME	1
32*	Pass	Eckels to Jackson	ME	1
31	Pass	Shanley to Deane	LOU	3
31	KR	Garland LaFrance	ME	3
29	Pass	Shanley to Jernighan	BALL	1
28	Pass	Shanley to Fourtenbary	BALL	2
28	Pass	Shanley to Jernighan	LOU	2
27	INT	Masai Whyte	MAR	4
27	Rush	Steven Duncan	BALL	3
24	Pass	Eckels to Fourtenbary	ME	4

\* Indicates a touchdown-scoring play

### BY TYPE (TOUCHDOWNS)

Passing	14 (3)
Defensive Return	3 (1)
Kickoff Return (30+)	3 (0)
Rushing	1 (0)
Punt Return	0 (0)
<b>TOTALS</b>	<b>21 (4)</b>

### BY GAME

at #4 Wisconsin	1 (0)
Maine	7 (4)
at Louisville	4 (0)
at Ball State	4 (0)
Marshall	4 (0)
at Charlotte	1 (0)
Old Dominion	0 (0)
FIU	0 (0)
at Middle Tennessee	0 (0)
at Florida Atlantic	0 (0)
UTEP	0 (0)
at Louisiana Tech	0 (0)

### BY QUARTER

1st	6 (3)
2nd	4 (0)
3rd	4 (0)
4th	7 (1)

### PASSING

Davis Shanley	7 (0)
Drew Eckels	5 (3)
Steven Duncan	2 (0)

### RECEIVING

Lucky Jackson	3 (2)
Jacquez Sloan	3 (0)
Kyle Fourtenbary	2 (0)
Mik'Quan Deane	2 (0)
Quin Jernighan	2 (0)
Garland LaFrance	1 (1)
TEAM	1 (0)

### DEFENSIVE RETURN

Devon Key	1 (1)
DeAndre Farris	1 (0)
Masai Whyte	1 (0)

### KICK RETURN (30+)

Ta'Corian Darden	1 (0)
Garland LaFrance	1 (0)
Dionte Ruffin	1 (0)

### RUSHING

Steven Duncan	1 (0)
---------------	-------

## GAME-BY-GAME NOTABLES

Opponent	Captains	Coin Toss	Kick or Receive	First Poss.	Game Time	Game Length	Helmet Style	Jersey Color	Pants Color	Game Result
at #4 Wisconsin	Farris, Holt, Nuss, Pate	W (Tails)	Kick (Def.)	Punt	8:06 p.m. CT	3:20	Chrome	White	Red	L, 3-34
Maine	Eckels, Farris, Holt, Kincade	W (Heads)	Receive	TD	6:34 p.m. CT	3:35	Chrome	Red	Red	L, 28-31
at Louisville	Farris, Holt, Jackson, Walker	L (Tails)	Kick	INT	7:35 p.m. ET	3:35	Chrome	White	Black	L, 17-20
at Ball State	Farris, Greene, Holt, Mobley	W (Tails)	Receive	Punt	3:05 p.m. ET	3:11	Chrome	White	White	W, 28-20
Marshall	Deane, Farris, Holt, Sayner	L (Tails)	Rec. (Def.)	Punt	6:36 p.m. CT	3:21	Chrome	Black	Black	L, 17-20
at Charlotte	Farris, Holt, Jernighan, Whyte	L (Heads)	Rec. (Def.)	INT	3:35 p.m. ET	3:08	Chrome	White	White	L, 14-40
Old Dominion										
FIU										
at Middle Tennessee										
at Florida Atlantic										
UTEP										
at Louisiana Tech										



# Big Play BREAKDOWN

## TURNOVERS

Opponent	Forced by WKU				Pts. Off Margin	Forced by Opponent			
	Fum	INT	Tot	Pts Off		Fum	INT	Tot	Pts Off
at #4 Wisconsin	1	0	1	0	—	1	1	2	0
Maine	0	1	1	7	—	1	0	1	7
at Louisville	0	1	1	7	+7	0	1	1	0
at Ball State	0	0	0	0	—	0	0	0	0
Marshall	1	3	4	7	+4	2	1	3	3
at Charlotte	1	0	1	0	-20	1	2	3	20
Old Dominion									
FIU									
at Middle Tennessee									
at Florida Atlantic									
UTEP									
at Louisiana Tech									
<b>TOTAL</b>	<b>3</b>	<b>5</b>	<b>8</b>	<b>21</b>	<b>-9</b>	<b>5</b>	<b>5</b>	<b>10</b>	<b>30</b>

## WKU BIG PLAYS

Opponent	Rushing				Passing				Special Teams		Defensive Plays	
	15-19	20-29	30-39	40+	20-29	30-39	40-49	50+	Block	Ret. TD	INT	TD
at #4 Wisconsin	1	0	0	0	0	0	1	0	0	0	0	0
Maine	1	0	0	0	1	1	0	2	0	0	1	1
at Louisville	2	0	0	0	1	2	0	0	0	0	1	0
at Ball State	1	1	0	0	2	0	1	1	0	0	0	0
Marshall	0	0	0	0	0	0	1	1	1	0	3	0
at Charlotte	1	0	0	0	0	0	1	0	1	0	0	0
Old Dominion												
FIU												
at Middle Tennessee												
at Florida Atlantic												
UTEP												
at Louisiana Tech												
<b>TOTAL</b>	<b>6</b>	<b>1</b>	<b>0</b>	<b>0</b>	<b>4</b>	<b>3</b>	<b>4</b>	<b>3</b>	<b>2</b>	<b>0</b>	<b>5</b>	<b>1</b>

## OPPONENT BIG PLAYS

Opponent	Rushing				Passing				Special Teams		Defensive Plays	
	15-19	20-29	30-39	40+	20-29	30-39	40-49	50+	Block	Ret. TD	INT	TD
at #4 Wisconsin	2	0	1	1	4	0	1	0	0	0	1	0
Maine	0	2	0	0	0	2	0	1	1	0	0	1
at Louisville	4	1	0	0	0	1	0	0	1	0	1	0
at Ball State	1	1	0	0	0	1	0	0	0	0	0	0
Marshall	0	1	0	0	4	2	1	0	0	0	1	0
at Charlotte	0	0	1	0	3	1	0	0	0	0	2	0
Old Dominion												
FIU												
at Middle Tennessee												
at Florida Atlantic												
UTEP												
at Louisiana Tech												
<b>TOTAL</b>	<b>7</b>	<b>5</b>	<b>2</b>	<b>1</b>	<b>11</b>	<b>7</b>	<b>2</b>	<b>1</b>	<b>2</b>	<b>0</b>	<b>5</b>	<b>1</b>

## SCORING DRIVES

Opponent	No.	Plays	Yards	Time	TD Drives		Yards	Time
					Plays	Yards		
at #4 Wisconsin	1	6	67	1:45	0	0	0	0
Maine	3	2.3	66	0:30	3	2.3	66	0:30
at Louisville	3	10.7	59.7	4:42	2	9	55.5	3:59
at Ball State	4	10.3	73.3	4:19	4	10.3	73.3	4:19
Marshall	3	4.7	36.7	2:01	2	4	43	1:42
at Charlotte	2	10	80	3:28	2	10	80	3:28
Old Dominion								
FIU								
at Middle Tennessee								
at Florida Atlantic								
UTEP								
at Louisiana Tech								
<b>AVERAGE</b>	<b>16</b>	<b>7.5</b>	<b>62.9</b>	<b>2:59</b>	<b>13</b>	<b>7.2</b>	<b>65.2</b>	<b>2:51</b>

## WKU TEAM

Scored 80+ points:	(87) vs. West Virginia Tech (0), 9/8/07
Scored 70+ points:	(87) vs. West Virginia Tech (0), 9/8/07
Scored 60-69 points:	(60) at Marshall (6), 11/26/16
Scored 50-59 points:	(51) vs. Memphis (31), 12/20/16
Scored 40-49 points:	(41) vs. Middle Tennessee (38), 11/17/17
Won as a ranked team:	(No. 25) vs. South Florida, 12/21/15
Defeated a ranked opponent:	at No. 19 Marshall, 11/28/14
Shut out an opponent:	(20-0) at Florida Atlantic, 10/15/11
Had consecutive shutouts:	(22-0) vs. Southern Illinois, 11/18/00; (27-0) vs. Florida A&M, 11/25/00
Did not allow a touchdown:	(52-3) at Florida Atlantic, 10/29/16
Was shut out:	(0-35) at Alabama, 9/8/12
600+ yards of total offense:	(627) vs. Charlotte, 10/14/17
500-599 yards total offense:	(538) vs. Middle Tennessee, 11/17/17
400-499 yards total offense:	<b>(444) at Ball State, 9/22/18</b>
90+ total plays:	(92) vs. Charlotte, 10/14/17
80+ total plays:	(87) vs. Middle Tennessee, 11/17/17
30+ first downs:	(32) vs. Florida Atlantic, 10/28/17
500+ yards rushing:	(551) vs. Tennessee-Martin, 9/9/00
400+ yards rushing:	(451) vs. West Virginia Tech, 9/1/05
300+ yards rushing:	(383) vs. Army, 11/15/14
60+ rushing attempts:	(64) vs. Troy, 11/26/11
50+ rushing attempts:	(51) at Louisiana-Lafayette, 11/17/12
5 rushing touchdowns:	vs. FIU, 11/5/16
4 rushing touchdowns:	vs. Memphis, 12/20/16
500+ yards passing	(506) vs. Charlotte, 10/14/17
400-499 yards passing	(485) vs. Middle Tennessee, 11/17/17
300-399 yards passing:	<b>(347) vs. Maine, 9/8/18</b>
250-299 yards passing:	<b>(263) vs. Marshall, 9/29/18</b>
60+ pass attempts:	(61) at No. 5 LSU, 10/24/15
50-59 pass attempts:	(54) vs. Middle Tennessee, 11/17/17
40+ pass completions:	(43) vs. Charlotte, 10/14/17
30-39 pass completions:	(39) vs. Middle Tennessee, 11/17/17
6 touchdown passes:	vs. Middle Tennessee, 10/10/15
5 touchdown passes:	vs. Middle Tennessee, 11/17/17
5 fumbles:	at Troy, 10/11/12 (2 lost)
No turnovers:	<b>at Ball State, 9/22/18</b>
5+ turnovers:	(7) vs. Tennessee, 9/7/13
100 yard rusher and 100 yard receiver:	vs. Memphis, 12/20/16 (RUSH: Anthony Wales - 245; REC: Taylor - 144)
Two 100-yard+ rushers:	at Marshall, 11/26/16 (Anthony Wales - 110; Quinton Baker - 104)
Three 100-yard+ rushers:	vs. Southern Illinois, 11/7/98 (Jammie Kyle - 113; Donte Pimpleton - 111; DeWayne Gallishaw - 108)
Two 100-yard receivers:	vs. LA Tech, 12/3/16 (Nicholas Norris - 150, Taywan Taylor - 194)
Three 100-yard receivers:	vs. Middle Tennessee, 11/17/17 (Lucky Jackson - 109, Kylan Towner - 105, Nacarius Fant - 101)
Returned a kickoff for TD:	at Marshall, 11/26/16 (K. Towner - 93 yds)
Returned the opening KO for TD:	at Marshall, 11/26/16 (K. Towner - 93 yds)
Returned a punt for TD:	vs. HBU, 10/1/16 (N. Fant - 50 yds)
Returned an interception for TD:	<b>vs. Maine, 9/8/18 (D. Key - 45 yds)</b>
Returned a fumble for a TD:	at Illinois, 9/6/14 (W. Terry - 95 yds)
Returned a blocked punt for TD:	at LA Tech, 10/6/16 (K. Towner - 6 yds)
Returned a blocked FG for TD:	vs. Morgan St., 9/21/13 (J. Dowling - 70 yds)
Returned a blocked XP for a score:	at Marshall, 11/26/16 (Joe Brown)
Had 2+ defensive touchdowns:	at Louisiana-Lafayette, 10/23/10 Fumble Return (Jamarcus Allen - 69 yds); Interception Return (Derrius Brooks - 62 yds)
Blocked a punt:	at LA Tech, 10/6/16 (Shaquille Johnson)

Blocked two punts:	vs. Middle Tennessee, 11/20/10 (Bar'ee Boyd - 2)
Blocked a field goal:	<b>at Charlotte, 10/13/18 (KeShawn McClendon)</b>
Blocked a PAT:	at Marshall, 11/26/16 (Julien Lewis)
Missed a PAT:	at Marshall, 11/11/17 (Ryan Nuss)
Had a punt blocked:	vs. CMU, 12/26/12 (Blocked by A. Cunningham)
Had a field goal blocked:	<b>at Louisville, 9/15/18 (Blocked by J. Goldwire)</b>
Had a PAT Blocked:	vs UAB, 10/4/14
Held an opponent to less than 10 first downs:	(9) vs. Charlotte, 10/14/17
Intercepted 4+ passes:	at Marshall, 11/28/14
Intercepted 3+ passes:	<b>vs. Marshall, 9/29/18</b>
Held an opponent to less than 300 yards:	(287) at UTEP, 10/7/17
Held an opponent to less than 200 yards:	(168) at FIU, 11/21/15
Held an opponent to less than 100 yards:	(15) vs. West Virginia Tech, 9/8/07
Scored a safety:	vs. Rice, 9/1/16 (Team)
Scored a 2-point conversion:	at UTEP, 10/7/17 (Yelder pass from Eckels)

## A HILLTOPPER PLAYER...

Had 400+ yards total offense in a game:	(442) Mike White vs. Middle, 11/17/17 (485 passing, -43 rushing)
Scored 4+ TDs in a game:	(5) Anthony Wales vs. LA Tech, 12/3/16 (4 rush, 1 rec)
Scored 3 TDs in a game:	Anthony Wales vs. Memphis, 12/20/16 (3 rush)
Rushed 40+ times in a game:	(43) Bobby Rainey, Troy, 11/26/11
Rushed 30+ times in a game:	(35) Anthony Wales vs. Memphis, 12/20/16
Rushed for 300+ yards in a game:	(345) Leon Allen, Army, 11/15/14
Rushed for 200-299 yards in a game:	(245) A. Wales vs. Memphis, 12/20/16
Rushed for 100-199 yards in a game:	(110) A. Wales and (104) Q. Baker at Marshall, 11/26/16
Rushed for 200+ yards in consecutive games:	Anthony Wales, (209) vs. LA Tech, 12/3/16 and (245) vs. Memphis, 12/20/16
Rushed for 150-199 yards in consecutive games:	Anthony Wales (158) at MT, 10/15/16 and (157) vs. Old Dominion, 10/22/16
Rushed for 100+ yards in consecutive games:	Anthony Wales (110) at Marshall 11/26, (209) vs. LA Tech 12/3, (245) vs. Memphis, 12/20/2016
Rushed for 4 TDs in a game:	Anthony Wales vs. LA Tech, 12/3/16
Passed for 400+ yards in a game:	(485) Mike White vs. Middle, 11/17/17
Passed for 300-399 yards in a game:	<b>(347) Drew Eckels vs. Maine, 9/8/18</b>
Attempted 60+ passes in a game:	(61) Brandon Doughty at LSU, 10/24/15
Attempted 50-59 passes in a game:	(54) Mike White vs. Middle, 11/17/17
Attempted 40-49 passes in a game:	(49) Mike White at FIU, 11/24/17
Threw 6+ TD passes in a game:	(6) Brandon Doughty vs. Miami, 9/26/15
Threw 3-5 TD passes in game:	(5) Mike White vs. Middle, 11/17/17
Had 200+ yards receiving in a game:	(276) Joey Stockton at APSU, 9/16/95
Had 150+ yards receiving in a game:	(194) Taywan Taylor and (150) Nicholas Norris vs. LA Tech, 12/3/16
Had 100-149 yards receiving in a game:	(112) Deon Yelder vs. GSU, 12/16/17
Caught 10+ passes in a game:	(14) Nacarius Fant vs. Middle, 11/17/17
Caught 3+ TD passes in a game:	Taywan Taylor vs. North Texas, 11/12/16
Caught 2 TD passes in a game:	Deon Yelder vs. Georgia State, 12/16/17
Scored 15+ points kicking:	(16) Skyler Simcox vs. LA Tech, 12/3/16
Kicked 5+ field goals in a game:	Matt Lange vs. ECU, 9/20/03
Kicked 4+ field goals in a game:	Garrett Schwettman vs. LA Tech, 9/10/15
Kicked a 50+ yard FG:	(52) Skyler Simcox at Middle Tennessee, 10/15/16
Had a 60-69+ yard punt:	(62) Jake Collins vs. Georgia State, 12/16/17
Had a 70+ yard punt:	(74) Hendrix Brakefield vs. CMU, 12/26/12
Intercepted 3+ passes in a game:	Branden Leston at Marshall, 11/28/14
Intercepted 2+ passes in a game:	Tyree Robinson and Cam Thomas at Texas State, 11/23/13
Had a 60-69 yard rush:	(65) Antonio Andrews vs. Morgan State, 9/21/13
Had a 70-79 yard rush:	(75) Anthony Wales vs. UAB, 10/4/14
Had an 80-89 yard rush:	(85) Nicholas Norris vs. HBU, 10/1/16
Had a 90+ yard rush:	(91) Lerron Moore vs. Southern Illinois, 11/1/03
Had a 70-79 yard pass:	<b>(75) D. Eckels to G. LaFrance vs. Maine, 9/8/18</b>
Had an 80-89 yard pass:	(87) Mike White to Nicholas Norris vs. Rice, 9/1/16
Had a 90+ yard pass:	(93) Mike White to Lucky Jackson vs. Middle, 11/17/17

## Last TIME

### AN OPPOSING TEAM...

<b>Failed to score a TD:</b>	(3 pts.) Florida Atlantic, 10/29/16
<b>Had 30+ first downs:</b>	(32) Middle Tennessee, 10/15/16
<b>400+ yards rushing:</b>	(412) Navy, 9/27/14
<b>300-399 yards rushing:</b>	(368) Florida Atlantic, 10/28/17
<b>60+ rushing attempts:</b>	(64) UAB, 10/4/14
<b>50-59 rushing attempts:</b>	(55) Florida Atlantic, 10/28/17
<b>400+ yards passing:</b>	(418) Memphis, 12/20/16
<b>300-399 yards passing:</b>	(306) Louisiana Tech, 9/16/17
<b>100-200 yards passing:</b>	(190) Marshall, 11/11/17
<b>Under 100 yards passing:</b>	<b>(88) Louisville, 9/15/18</b>
<b>50+ pass attempts:</b>	(57) LA Tech, 12/3/16
<b>30+ pass completions:</b>	(35) LA Tech, 12/3/16
<b>5 touchdown passes:</b>	LA Tech, 10/6/16
<b>4 touchdown passes:</b>	Memphis, 12/20/16
<b>3 touchdown passes:</b>	<b>Maine, 9/8/18</b>
<b>600+ yards total offense:</b>	(605) Middle Tennessee, 10/15/16
<b>500-599 yards total offense:</b>	(507) LA Tech, 12/3/16
<b>80+ total plays:</b>	(81) vs. Memphis, 12/20/16
<b>60+ points:</b>	(66) No. 19 Marshall, 11/28/14
<b>50-59 points:</b>	(55) LA Tech, 10/6/16
<b>40-49 points:</b>	<b>(40) Charlotte, 10/13/18</b>
<b>No turnovers:</b>	<b>Ball State, 9/22/18</b>
<b>5+ Turnovers:</b>	at Rice, 10/3/15 (3 Fumble, 2 INT)
<b>100-yard+ rusher and 100-yard+ receiver:</b>	Middle Tennessee, 10/15/16 (RUSH: <i>I'Tavius Mathers</i> (143); REC: <i>Richie James</i> (223))
<b>Two 100-yard+ rushers:</b>	South Florida, 12/21/15 (RUSH: <i>Marlon Mack</i> (108) and <i>Quinton Flowers</i> (108))
<b>Returned a kickoff for TD:</b>	Marshall, 11/27/15 ( <i>DeAndre Reeves</i> - 97 yds)
<b>Returned a punt for TD:</b>	Indiana, 9/19/15 ( <i>Mitchell Paige</i> - 91 yds)
<b>Returned an interception for a TD:</b>	Marshall, 11/11/17 ( <i>N. Johnson</i> - 45 yds)
<b>Returned a fumble for a TD:</b>	<b>Maine, 9/8/18 (<i>D. Stevens</i> - 50 yds)</b>
<b>Returned a blocked punt for a TD:</b>	North Texas, 11/24/07 ( <i>Chris Neal</i> - 5 yds)
<b>Blocked a punt:</b>	Central Michigan, 12/26/12 ( <i>Avery Cunningham</i> )
<b>Missed a PAT:</b>	Old Dominion, 10/25/14
<b>Intercepted 3+ passes:</b>	(4) LA Tech, 11/1/14
<b>Scored a safety:</b>	North Texas, 10/31/08 ( <i>Eddrick Gilmore</i> )
<b>Scored a 2-point conversion:</b>	Florida Atlantic, 10/28/17

### AN OPPOSING PLAYER...

<b>Rushed 30+ times in a game:</b>	(36) Devin Singletary, FAU, 10/28/17
<b>Rushed for 200+ yards in a game:</b>	(244) Devin Singletary, FAU, 10/28/17
<b>Rushed for 150+ yards in a game:</b>	(166) Ray Lawry, ODU, 10/20/17
<b>Rushed for 100-149 yards in a game:</b>	<b>(121) Benny LeMay, CHA, 10/13/18</b>
<b>Rushed for 3+ touchdowns in a game:</b>	(4) Devin Singletary, FAU, 10/28/17
<b>Passed for 400+ yards in a game:</b>	(502) Ryan Higgins, LA Tech, 12/3/16
<b>Passed for 300-399 yards in a game:</b>	(306) J'Mar Smith, LA Tech, 9/16/17
<b>Attempted 40+ passes in a game:</b>	<b>(45) Riley Neal, Ball State, 9/22/18</b>
<b>Attempted 30-39 passes in a game:</b>	<b>(39) Isaiah Green, Marshall, 9/29/18</b>
<b>Threw 5 TDs in a game:</b>	Ryan Higgins, LA Tech, 10/6/16
<b>Threw 4 TDs in a game:</b>	Riley Ferguson, Memphis, 12/20/16
<b>Threw 3 TDs in a game:</b>	<b>Chris Ferguson, Maine, 9/8/18</b>
<b>Had 400+ yards total offense in a game:</b>	(469) Ryan Higgins, LA Tech, 12/3/16 (PASS: 502; RUSH: -33)
<b>Had 300-399 yards total offense in a game:</b>	<b>(307) Isaiah Green, Marshall, 9/29/18 (PASS: 288; RUSH: 19)</b>
<b>Had 150+ yards rec. in a game:</b>	<b>(162) Tyre Brady, Marshall, 9/29/18</b>
<b>Had 100-149 yards rec. in a game:</b>	<b>(112) Riley Miller, Ball State, 9/22/18</b>
<b>Caught 10+ passes in a game:</b>	(11) Ty Lee, Middle, 11/17/17
<b>Caught 3 TD passes in a game:</b>	Anthony Miller, Memphis, 12/20/16
<b>Caught 2 TD passes in a game:</b>	<b>Tyre Brady, Marshall, 9/29/18</b>
<b>Kicked a 50-yard+ field goal:</b>	<b>(51) Jonathan Cruz, Charlotte, 10/13/18</b>
<b>Had a 70-yard+ punt:</b>	(82) Richie Hogan, Central Michigan, 12/26/12
<b>Intercepted 2 passes in a game:</b>	<b>Juwan Foggie, Charlotte, 10/13/18</b>
<b>Had a 70-79-yard run:</b>	(77) Brooks Barden, Charlotte, 10/14/17
<b>Had an 80-yard+ run:</b>	(89) Andrew McAllister, Charlotte, 10/14/17
<b>Had a 70-79-yard pass:</b>	(74) Ryan Higgins to C. Henderson, LA Tech 12/3/16
<b>Had an 80-89-yard pass:</b>	(87) J'Mar Smith to R. Bonnette, LA Tech, 9/16/17
<b>Had a 90-yard+ pass:</b>	(94) Erik Hutchins to Shoun Habersham, Chattanooga, 11/2/91



# GAME 1



WKU	0	0	3	0	--	3
Wisconsin	7	17	3	7	--	34

August 31, 2018 • Camp Randall Stadium • Madison, Wis. • 74,145

**MADISON, Wis. (AP)** -- Jonathan Taylor had two long touchdown runs, Alex Hornibrook threw for 257 yards and two scores and No. 4 Wisconsin opened the season with a 34-3 victory over Western Kentucky on Friday night.

The dynamic back picked up where he left off last year, when he rushed for an FBS-record 1,977 yards as a freshman. Three tight ends and the Badgers' burly offensive line helped spring Taylor for a 47-yard touchdown run in the first quarter.

Taylor scored from 30 yards with 3:48 left in the second quarter as the Badgers closed the first half with 14 unanswered points. He had 100 yards and 11 carries by the half, when the Badgers held a 24-0 lead.

Drew Eckels was 15 of 26 for 167 yards in his first career start for the Hilltoppers, while also running for 38 yards on seven carries. Known as a passing team last year in Sanford's first season, Western Kentucky tried to keep Wisconsin off-balance early with read-option plays.

It didn't really work, as the Hilltoppers punted on the first six possessions, including four three-and-outs. A trick play flopped, too, when receiver Quin Jernighan's fluttering pass for Eckels from the 10 was picked off by cornerback Faion Hicks in the third quarter.

## GAME BREAKDOWN

	WKU	WISC
<b>FIRST DOWNS</b>	<b>15</b>	<b>24</b>
Rushing	6	9
Passing	8	14
Penalty	1	1
<b>NET YARDS RUSHING</b>	<b>124</b>	<b>234</b>
Rushing Attempts	34	39
Average Per Rush	3.6	6.0
Rushing Touchdowns	0	2
Yards Gained Rushing	137	255
Yards Lost Rushing	13	21
<b>NET YARDS PASSING</b>	<b>181</b>	<b>257</b>
Completions-Attempts-Int	17-30-1	17-31-0
Average Per Attempt	6.0	8.3
Average Per Completion	10.6	15.1
Passing Touchdowns	0	2
<b>TOTAL OFFENSE YARDS</b>	<b>305</b>	<b>491</b>
Total offense plays	64	70
Average Gain Per Play	4.8	7.0
<b>Fumbles: Number-Lost</b>	<b>1-1</b>	<b>1-1</b>
<b>Penalties: Number-Yards</b>	<b>6-65</b>	<b>8-70</b>
<b>PUNTS-YARDS</b>	<b>6-211</b>	<b>4-158</b>
Average Yards Per Punt	35.2	39.5
Net Yards Per Punt	35.2	40.0
Inside 20	1	3
50+ Yards	0	0
Touchbacks	0	0
Fair catch	3	2
<b>KICKOFFS-YARDS</b>	<b>2-125</b>	<b>7-455</b>
Average Yards Per Kickoff	62.5	65.0
Net Yards Per Kickoff	40.0	40.0
Touchbacks	0	7
<b>Punt returns: Number-Yards-TD</b>	<b>1-(-2)-0</b>	<b>0-0-0</b>
Average Per Return	-2.0	0.0
<b>Kickoff returns: Number-Yards-TD</b>	<b>0-0-0</b>	<b>2-45-0</b>
Average Per Return	0.0	22.5
<b>Interceptions: Number-Yards-TD</b>	<b>0-0-0</b>	<b>1-0-0</b>
<b>Fumble Returns: Number-Yards-TD</b>	<b>1-10-0</b>	<b>0-0-0</b>
<b>Possession Time</b>	<b>25:57</b>	<b>34:03</b>
1st Quarter	6:08	8:52
2nd Quarter	5:32	9:28
3rd Quarter	6:33	8:27
4th Quarter	7:44	7:16
<b>Third-Down Conversions</b>	<b>5 of 16</b>	<b>7 of 13</b>
<b>Fourth-Down Conversions</b>	<b>1 of 2</b>	<b>0 of 0</b>
<b>Red-Zone Scores-Chances</b>	<b>1-4</b>	<b>2-2</b>
Touchdowns	0-4	1-2
Field goals	1-4	1-2
<b>Sacks By: Number-Yards</b>	<b>3-18</b>	<b>1-5</b>
<b>PAT Kicks</b>	<b>0-0</b>	<b>4-4</b>
<b>Field Goals</b>	<b>1-1</b>	<b>2-2</b>
<b>Points off turnovers</b>	<b>0</b>	<b>0</b>

## GAME NOTES

- WKU's team captains for the game were DeAndre Farris, Ben Holt, Ryan Nuss and Miles Pate.
- WKU fell to 0-2 all-time at Wisconsin, with a combined score of 58-9.
- WKU fell to 0-8 all-time against teams currently in the Big Ten Conference.
- WKU fell to 59-34-6 all-time in season openers, losing for the first time since September 1, 2011, at Kentucky which was by a score of 14-3.
- WKU had 3 sacks for 18 yards lost. In 2017, the Hilltoppers had game-highs of 2 sacks on 3 occasions.
- WKU had 34 rushes for 124 yards. In 2017, the Hilltoppers surpassed the 120-yard mark on 2 occasions.
- In his 1st career start under center, senior quarterback Drew Eckels completed 15 of 26 passes for 167 yards with zero touchdowns and zero interceptions. He also rushed 9 times for a team-high 38 yards.
- Jacquez Sloan had a 48-yard reception in the 3rd quarter. It was the longest of his career, eclipsing his 44-yard touchdown catch last season at Old Dominion.
- Masai Whyte led WKU with a career-high 11 tackles (3 solo, 8 assisted) and had a sack for a loss of 9 yards. The sack was the 2nd of his career, the 1st being vs. FIU in 2016.
- Ben Holt had 6 tackles (2 solo, 4 assisted) and led WKU with a career-high-tying 1.5 tackles for loss. He also had 1.5 tackles for loss last season at Marshall. Holt also posted 0.5 sacks, 1 QB hurry and 1 pass breakup.
- Ta'Corian Darden had 5 tackles (2 solo, 3 assisted) and forced the 3rd-quarter fumble of Jonathan Taylor. He added 1 pass breakup, the 7th of his career.

## SCORING SUMMARY

Team	Qtr	Time	Scoring Play	Pl.	TOP	Score
WISC	1	7:38	J. Taylor 47-yard rush (Gaglianone kick)	1-47	0:09	0-7
WISC	2	8:44	Gaglianone 39-yard field goal	5-14	2:18	0-10
WISC	2	3:48	J. Taylor 30-yard rush (Gaglianone kick)	7-65	3:33	0-17
WISC	2	0:08	Pryor 2-yard pass from Hornibrook (Gaglianone kick)	11-75	1:48	0-24
WKU	3	13:15	Ryan Nuss 25-yard field goal	6-67	1:45	3-24
WISC	3	10:10	Gaglianone 42-yard field goal	7-42	2:59	3-27
WISC	4	13:21	Groshek 43-yard pass from Hornibrook (Gaglianone kick)	7-86	4:19	3-34

## STATISTICS LEADERS

### WKU

PASSING	C-A-I	Yds	TD	Long	Sack
Eckels	15-26-0	167	0	48	1
Shanley	2-3-0	14	0	12	0
Jernighan	0-1-1	0	0	0	0
<b>TOTALS</b>	<b>17-30-1</b>	<b>181</b>	<b>0</b>	<b>48</b>	<b>1</b>

RUSHING	Att.	Yds	TD	Long	Avg.
Eckels	9	38	0	15	4.2
Shanley	3	31	0	14	10.3
Appleberry	7	27	0	8	3.9
Samuel	3	13	0	6	4.3
Ferby	3	11	0	5	3.7
LaFrance	2	4	0	6	2.0
Trigg	4	3	0	4	0.8
Sloan	1	1	0	1	1.0
TEAM	1	-1	0	0	-1.0
Pearson	1	-3	0	0	-3.0
<b>TOTALS</b>	<b>34</b>	<b>124</b>	<b>0</b>	<b>15</b>	<b>3.6</b>

RECEIVING	No.	Yds	TD	Long
Sloan	1	48	0	48
Lane	4	40	0	17
Jernighan	2	30	0	18
Fourtenbary	2	23	0	14
Jackson	4	22	0	10
LaFrance	3	13	0	10
Deane	1	5	0	5
<b>TOTALS</b>	<b>17</b>	<b>181</b>	<b>0</b>	<b>48</b>

### Wisconsin

PASSING	C-A-I	Yds	TD	Long	Sack
Hornibrook	17-29-0	257	2	43	3
TEAM	0-2-0	0	0	0	0
<b>TOTALS</b>	<b>17-31-0</b>	<b>257</b>	<b>2</b>	<b>43</b>	<b>3</b>

RUSHING	Att.	Yds	TD	Long	Avg.
J. Taylor	18	145	2	47	8.1
Deal	8	53	0	16	6.6
Pryor	1	19	0	19	19.0
Ingold	4	16	0	9	4.0
James	2	10	0	7	5.0
Groshek	1	3	0	3	3.0
Hornibrook	5	-12	0	4	-2.4
<b>TOTALS</b>	<b>22</b>	<b>25</b>	<b>0</b>	<b>7</b>	<b>1.1</b>

RECEIVING	No.	Yds	TD	Long
A.J. Taylor	5	85	0	25
Pryor	4	51	1	22
Ferguson	4	43	0	11
Groshek	1	43	1	43
Dunn	1	20	0	20
Deal	1	10	0	10
Krumholz	1	5	0	5
<b>TOTALS</b>	<b>17</b>	<b>257</b>	<b>2</b>	<b>43</b>

# GAME 2



<b>Maine</b>	<b>0</b>	<b>14</b>	<b>14</b>	<b>3</b>	<b>--</b>	<b>31</b>
<b>WKU</b>	<b>21</b>	<b>0</b>	<b>0</b>	<b>7</b>	<b>--</b>	<b>28</b>

September 8, 2018 • Houchens-Smith Stadium • Bowling Green, Ky. • 15,718

**BOWLING GREEN, Ky. (AP)** -- WKU's 48-yard field goal to tie the game as blocked, and the Hilltoppers fell in their 2018 home opener to Maine, 31-28.

WKU jumped out to a 21-0 lead in the first five minutes of the content, but Maine continued to compete and rallied back to go into the break down just 21-14. WKU senior quarterback Drew Eckels threw for a career-high 347 yards on 23-of-41 passing with three touchdowns including two to junior receiver Lucky Jackson.

The two connected on the game's opening play for a 66-yard touchdown reception. Jackson finished the game with 115 yards on four receptions.

On Maine's opening drive, quarterback Chris Ferguson's pass was tipped and intercepted by sophomore safety Devon Key who raced 45 yards the other way for a score. A three-and-out by the visitors followed before Eckels again found Jackson for a 32-yard score on a scramble to put the host Hilltoppers up 21-0.

The Black Bears were able to tie the game up on a sack-fumble in the opening minutes of the third quarter as Sterling Sheffield forced it, and DeShaw Stevens recovered it for a 50-yard scoop and score. Maine built a 31-21 lead before Eckels connected with freshman back Garland LaFrance on another one-play scoring strike, this one from 75 yards away to make it 31-28.

## GAME BREAKDOWN

	ME	WKU
<b>FIRST DOWNS</b>	<b>14</b>	<b>17</b>
Rushing	6	6
Passing	7	11
Penalty	1	0
<b>NET YARDS RUSHING</b>	<b>142</b>	<b>42</b>
Rushing Attempts	41	31
Average Per Rush	3.5	1.4
Rushing Touchdowns	0	0
Yards Gained Rushing	158	95
Yards Lost Rushing	16	53
<b>NET YARDS PASSING</b>	<b>182</b>	<b>347</b>
Completions-Attempts-Int	12-29-1	23-41-0
Average Per Attempt	6.3	8.5
Average Per Completion	15.2	15.1
Passing Touchdowns	3	3
<b>TOTAL OFFENSE YARDS</b>	<b>324</b>	<b>389</b>
Total offense plays	70	72
Average Gain Per Play	4.6	5.4
<b>Fumbles: Number-Lost</b>	<b>0-0</b>	<b>2-1</b>
<b>Penalties: Number-Yards</b>	<b>6-40</b>	<b>4-38</b>
<b>PUNTS-YARDS</b>	<b>9-343</b>	<b>9-334</b>
Average Yards Per Punt	38.1	37.1
Net Yards Per Punt	37.9	34.4
Inside 20	4	2
50+ Yards	0	0
Touchbacks	0	1
Fair catch	5	5
<b>KICKOFFS-YARDS</b>	<b>6-370</b>	<b>5-306</b>
Average Yards Per Kickoff	61.7	61.2
Net Yards Per Kickoff	56.3	37.2
Touchbacks	1	3
<b>Punt returns: Number-Yards-TD</b>	<b>1-4-0</b>	<b>1-2-0</b>
Average Per Return	4.0	2.0
<b>Kickoff returns: Number-Yds-TD</b>	<b>2-32-0</b>	<b>5-120-0</b>
Average Per Return	16.0	24.0
<b>Interceptions: Number-Yds-TD</b>	<b>0-0-0</b>	<b>1-45-1</b>
<b>Fumble Returns: Number-Yds-TD</b>	<b>1-50-1</b>	<b>0-0-0</b>
<b>Possession Time</b>	<b>33:09</b>	<b>26:51</b>
1st Quarter	10:30	4:30
2nd Quarter	6:06	8:54
3rd Quarter	6:16	8:44
4th Quarter	10:17	4:43
<b>Third-Down Conversions</b>	<b>5 of 18</b>	<b>3 of 16</b>
<b>Fourth-Down Conversions</b>	<b>1 of 2</b>	<b>0 of 2</b>
<b>Red-Zone Scores-Chances</b>	<b>2-2</b>	<b>0-0</b>
Touchdowns	1-2	0-0
Field goals	1-2	0-0
<b>Sacks By: Number-Yards</b>	<b>6-42</b>	<b>3-11</b>
<b>PAT Kicks</b>	<b>4-4</b>	<b>4-4</b>
<b>Field Goals</b>	<b>1-1</b>	<b>0-1</b>
<b>Points off turnovers</b>	<b>7</b>	<b>7</b>

## GAME NOTES

- WKU's team captains for the game were Drew Eckels, DeAndre Farris, Ben Holt and Antwon Kincade.
- WKU fell to an FCS opponent for the 1st time since 2011 (44-16 vs. Indiana State on Sept. 17), breaking a streak of 10 consecutive home victories over FCS or non-conference Group of 5 teams since then.
- WKU has lost consecutive games to FCS or non-conference Group of 5 teams (27-17 vs. Georgia State in the 2017 Cure Bowl on Dec. 16). The Hilltoppers had won 14 straight games against such opponents.
- Drew Eckels completed 23 of 41 passes for 347 yards with 3 touchdowns and zero interceptions.
- Lucky Jackson had 4 receptions for 115 yards and 2 touchdowns. His 66-yard touchdown reception on the first play from scrimmage was his 6th career catch of 50-plus yards. It was the 4th 100-yard receiving game of his career and the 1st 2-touchdown game of his career.
- Garland LaFrance the Hilltoppers with 7 rushes for 33 yards on the ground. He also added 4 catches for 90 yards and 1 touchdown.
- Devon Key had a 45-yard interception return for touchdown in the 1st quarter to put WKU ahead by a score of 14-0, only 1:43 into the game. It was the first pick six for the Hilltoppers since Joe Brown's 34-yarder vs. Ball State last season.
- Ben Holt tied for the WKU lead with 8 tackles (3 solo), while adding a career-high 2.5 tackles for loss and 1 pass breakup.
- DeAngelo Malone had a career-high-tying and team-high 1.5 sacks, to go along with 3 tackles (2 solo) and 1 QB hurry.

## SCORING SUMMARY

Team	Qtr	Time	Scoring Play	Pl.	TOP	Score
WKU	1	14:42	Jackson 66-yard pass from Eckels (Nuss kick)	1-66	0:18	7-0
WKU	1	13:17	Devon Key 45-yard interception return	--	--	14-0
WKU	1	9:57	Jackson 32-yard pass from Eckels (Nuss kick)	5-57	1:00	21-0
ME	2	10:20	Jefferson 51-yard pass from Ferguson (Doak kick)	6-83	3:03	21-7
ME	2	1:32	Wright 32-yard pass from Ferguson (Doak kick)	3-59	0:22	21-14
ME	3	12:41	Deshawn Stevens 50-yard fumble return	--	--	21-21
ME	3	5:16	Wright 15-yard pass from Ferguson (Doak kick)	1-15	0:06	21-28
ME	4	7:11	Kenny Doak 37-yard field goal	7-34	3:10	21-31
WKU	4	7:00	LaFrance 75-yard pass from Eckels (Nuss kick)	1-75	0:11	28-31

## STATISTICS LEADERS

### WKU

PASSING	C-A-I	Yds	TD	Long	Sack
Eckels	23-41-0	347	3	75	6
RUSHING	Att.	Yds	TD	Long	Avg.
LaFrance	7	33	0	13	4.7
Ferby	3	17	0	15	5.7
Samuel	3	9	0	6	3.0
Trigg	4	7	0	5	1.8
Thomas	1	5	0	5	5.0
Appleberry	1	1	0	1	1.0
Jackson	1	1	0	1	1.0
Eckels	11	-31	0	7	-2.8
<b>TOTALS</b>	<b>31</b>	<b>42</b>	<b>0</b>	<b>15</b>	<b>1.4</b>

RECEIVING	No.	Yds	TD	Long
Jackson	4	115	2	66
LaFrance	4	90	1	75
Deane	5	45	0	19
Jernighan	5	43	0	19
Fourtenbary	1	24	0	24
Ferby	1	13	0	13
Sloan	2	9	0	9
Lane	1	8	0	8
<b>TOTALS</b>	<b>23</b>	<b>347</b>	<b>3</b>	<b>75</b>

### Maine

PASSING	C-A-I	Yds	TD	Long	Sack
Ferguson	11-28-1	185	3	51	3
Belcher	1-1-0	-3	0	0	0
<b>TOTALS</b>	<b>12-29-1</b>	<b>182</b>	<b>3</b>	<b>51</b>	<b>3</b>

RUSHING	Att.	Yds	TD	Long	Avg.
Fitzpatrick	21	82	0	22	3.9
Jefferson	12	60	0	22	5.0
Young	1	4	0	4	4.0
Ferguson	5	-2	0	6	-0.4
TEAM	2	-2	0	0	-1.0
<b>TOTALS</b>	<b>41</b>	<b>142</b>	<b>0</b>	<b>22</b>	<b>3.5</b>

RECEIVING	No.	Yds	TD	Long
Jefferson	1	51	1	51
Wright	2	47	2	32
Dunn	2	46	0	32
Belcher	3	27	0	16
Blair	2	8	0	11
Young	2	3	0	5
<b>TOTALS</b>	<b>12</b>	<b>182</b>	<b>3</b>	<b>51</b>

# Game RECAPS

## GAME 3



WKU	7	7	0	3	--	17
Louisville	0	3	3	14	--	20

September 15, 2018 • Cardinal Stadium • Louisville, Ky. • 54,923

**LOUISVILLE, Ky. (AP)** — Dae Williams rushed for a pair of 1-yard touchdowns in the fourth quarter, including the go-ahead score with 5:01 remaining, as Louisville rallied from a 14-0 deficit to beat in-state rival Western Kentucky 20-17 on Saturday night.

Quarterback Malik Cunningham once again provided a huge lift for the Cardinals (2-1), rushing 21 times for 129 yards and completing 10 of 18 passes for 88 yards. He threw a 16-yard pass and had back-to-back carries for 22 yards on the pivotal drive. Williams added an 11-yard run to the 1 before scoring the winning TD. Williams rushed nine times for 58 yards.

WKU had one last chance and drove to Louisville's 34 to set up Ryan Nuss' 51-yard field goal attempt to tie the game. His low kick sailed wide right as time expired, leaving the Hilltoppers (0-3) with a second consecutive close loss after holding a double-digit lead.

Louisville beat WKU for the 10th consecutive time in the series and gave coach Bobby Petrino the victory against the school he coached in 2013 before returning the next year for a second stint with the Cardinals.

Davis Shanley threw and rushed for a touchdown in relief of Steven Duncan and completed several key passes during a fourth-quarter drive ending in Nuss' 35-yard field goal for a 17-13 edge.

### GAME BREAKDOWN

	WKU	LOU
<b>FIRST DOWNS</b>	<b>26</b>	<b>17</b>
Rushing	11	11
Passing	14	4
Penalty	1	2
<b>NET YARDS RUSHING</b>	<b>168</b>	<b>204</b>
Rushing Attempts	43	38
Average Per Rush	3.9	5.4
Rushing Touchdowns	1	2
Yards Gained Rushing	192	224
Yards Lost Rushing	24	20
<b>NET YARDS PASSING</b>	<b>260</b>	<b>88</b>
Completions-Attempts-Int	25-38-1	10-21-1
Average Per Attempt	6.8	4.2
Average Per Completion	10.4	8.8
Passing Touchdowns	1	0
<b>TOTAL OFFENSE YARDS</b>	<b>428</b>	<b>292</b>
Total offense plays	81	59
Average Gain Per Play	5.3	4.9
<b>Fumbles: Number-Lost</b>	<b>0-0</b>	<b>1-0</b>
<b>Penalties: Number-Yards</b>	<b>8-69</b>	<b>5-40</b>
<b>PUNTS-YARDS</b>	<b>4-153</b>	<b>5-203</b>
Average Yards Per Punt	38.2	40.6
Net Yards Per Punt	29.2	36.0
Inside 20	1	2
50+ Yards	0	0
Touchbacks	0	0
Fair catch	3	2
<b>KICKOFFS-YARDS</b>	<b>4-260</b>	<b>5-322</b>
Average Yards Per Kickoff	65.0	64.4
Net Yards Per Kickoff	41.5	41.8
Touchbacks	3	1
<b>Punt returns: Number-Yards-TD</b>	<b>3-23-0</b>	<b>1-36-0</b>
Average Per Return	7.7	36.0
<b>Kickoff returns: Number-Yds-TD</b>	<b>4-88-0</b>	<b>1-19-0</b>
Average Per Return	22.0	19.0
<b>Interceptions: Number-Yds-TD</b>	<b>1-0-0</b>	<b>1-25-0</b>
<b>Fumble Returns: Number-Yds-TD</b>	<b>0-0-0</b>	<b>0-0-0</b>
<b>Possession Time</b>	<b>35:24</b>	<b>24:36</b>
1st Quarter	11:54	3:06
2nd Quarter	5:08	9:52
3rd Quarter	9:00	6:00
4th Quarter	9:22	5:38
<b>Third-Down Conversions</b>	<b>9 of 17</b>	<b>2 of 11</b>
<b>Fourth-Down Conversions</b>	<b>0 of 1</b>	<b>1 of 2</b>
<b>Red-Zone Scores-Chances</b>	<b>3-4</b>	<b>4-4</b>
Touchdowns	2-4	2-4
Field goals	1-4	2-4
<b>Sacks By: Number-Yards</b>	<b>1-6</b>	<b>3-20</b>
<b>PAT Kicks</b>	<b>2-2</b>	<b>2-2</b>
<b>Field Goals</b>	<b>1-3</b>	<b>2-2</b>
<b>Points off turnovers</b>	<b>7</b>	<b>0</b>

### GAME NOTES

- WKU's team captains for the game were DeAndre Farris, Ben Holt, Lucky Jackson and Gaej Walker.
- WKU fell to 12-20 all-time against Louisville, and now holds a 10-game losing streak in the series (las win was 21-17 on Sept. 13, 1975).
- WKU fell to 0-2 all-time against ACC opponents. Previously, the Hilltoppers lost to Virginia Tech by a score of 27-13 on Oct. 4, 2008.
- WKU extended its losing streak to 5 straight in true road games, the Hilltoppers' last win away from Bowling Green was a 35-31 game at Old Dominion on Oct. 20, 2017.
- Davis Shanley came in at quarterback for the 3rd series of the game and played every offensive snap thereafter. He threw and rushed for his 1st career touchdowns.
- Kyle Fourtenbary had a career-high 5 receptions for 34 yards and 1 touchdown. His 9-yard touchdown in the 1st quarter was the 1st score of his career.
- D'Andre Ferby led the Hilltoppers with 16 rushes for 74 yards. It was the most rushing yards in his past 16 games, dating back to a 92-yard performance vs. Florida Atlantic on Nov. 7, 2015.
- Garland LaFrance and Joshua Samuel combined for 12 rushes and 80 yards, averaging 6.7 yards per carry.
- Ben Holt led WKU with a career-high 10 tackles (7 solo), while adding 1.5 tackles for loss and 1 forced fumble. He made his 5th career sack as well.
- DeAngelo Malone had a career-high-8 tackles (4 solo) and his 1st career interception on a deflection in the 1st quarter. It was the 1st interception by a WKU defensive end since Derik Overstreet on Nov. 5, 2016 vs. FIU.

### SCORING SUMMARY

Team	Qtr	Time	Scoring Play	Pl.	TOP	Score
WKU	1	0:07	Fourtenbary 9-yard pass from Shanley (Nuss kick)	16-80	7:13	7-0
WKU	2	12:40	Davis Shanley 3-yard rush (Nuss kick)	2-31	0:45	14-0
LOU	2	0:13	Blanton Creque 23-yard field goal	12-81	2:46	14-3
LOU	3	9:07	Blanton Creque 23-yard field goal	8-61	3:25	14-6
LOU	4	14:23	Dae Williams 1-yard rush (Creque kick)	7-31	3:12	14-13
WKU	4	8:14	Ryan Nuss 35-yard field goal	14-68	6:09	17-13
LOU	4	5:01	Dae Williams 1-yard rush (Creque kick)	8-75	3:13	17-20

### STATISTICS LEADERS

#### WKU

PASSING	C-A-I	Yds	TD	Long	Sack
Shanley	23-33-0	240	1	36	3
Duncan	3-5-1	20	0	13	0
<b>TOTALS</b>	<b>25-38-1</b>	<b>260</b>	<b>1</b>	<b>36</b>	<b>3</b>

RUSHING	Att.	Yds	TD	Long	Avg.
Ferby	16	74	0	14	4.6
Samuel	7	46	0	17	6.6
LaFrance	5	34	0	16	6.8
Shanley	11	8	1	8	0.7
Duncan	2	4	0	3	2.0
Trigg	1	2	0	2	2.0
Appleberry	1	0	0	0	0.0
<b>TOTALS</b>	<b>43</b>	<b>168</b>	<b>1</b>	<b>17</b>	<b>3.9</b>

RECEIVING	No.	Yds	TD	Long
Jernighan	5	77	0	28
Jackson	3	45	0	36
Sloan	3	41	0	17
Fourtenbary	5	34	1	9
Deane	2	29	0	31
LaFrance	5	20	0	7
Appleberry	1	12	0	12
Ferby	1	2	0	2
<b>TOTALS</b>	<b>25</b>	<b>260</b>	<b>1</b>	<b>36</b>

#### Louisville

PASSING	C-A-I	Yds	TD	Long	Sack
Cunningham	10-18-0	88	0	31	0
Pass	0-3-1	0	0	0	1
<b>TOTALS</b>	<b>10-21-1</b>	<b>88</b>	<b>0</b>	<b>31</b>	<b>1</b>

RUSHING	Att.	Yds	TD	Long	Avg.
Cunningham	21	129	0	17	6.1
Williams	9	58	2	21	6.4
Hall	1	10	0	10	10.0
Riley	1	9	0	9	9.0
Wilson	2	2	0	3	1.0
Pass	2	-2	0	4	-1.0
Je. Smith	2	-2	0	0	-1.0
<b>TOTALS</b>	<b>38</b>	<b>204</b>	<b>2</b>	<b>21</b>	<b>5.4</b>

RECEIVING	No.	Yds	TD	Long
Ja. Smith	3	38	0	31
Fitzpatrick	2	21	0	17
Peete	2	17	0	9
Dawkins	1	16	0	16
Williams	1	0	0	0
Je. Smith	1	-4	0	0
<b>TOTALS</b>	<b>10</b>	<b>88</b>	<b>0</b>	<b>31</b>

# GAME 4



<b>WKU</b>	<b>0</b>	<b>7</b>	<b>7</b>	<b>14</b>	<b>--</b>	<b>28</b>
<b>Ball State</b>	<b>7</b>	<b>3</b>	<b>3</b>	<b>7</b>	<b>--</b>	<b>20</b>

September 22, 2018 • Schuemann Stadium • Muncie, Ind. • 15,873

**MUNCIE, Ind. (AP)** -- Steven Duncan came off the Western Kentucky bench to throw two second-half touchdown passes and engineer the Hilltoppers' 28-20 come-from-behind win at Ball State Saturday afternoon.

The victory kept Western Kentucky from going winless in nonconference games to start the season.

Duncan came on in the second half and gave Western Kentucky an immediate lift as the Hilltoppers drove for a touchdown to take a 14-13 lead on a 4-yard pass to Mik'Quan Deane with 2:53 left in the third quarter.

Riley Neal found Corey Lacanaria with a 6-yard touchdown pass to put the Cardinals up, 20-14 with 8:39 to play, but Duncan engineered two scores in the final five minutes to earn the win.

Duncan hit Deane from 18-yards out to put WKU (1-3) in front, 21-20, then engineered an eight-play, 70-yard drive capped by Joshua Samuel's five-yard run with :59 left.

Neal hit Riley Miller with a 34-yard pass to give Ball State (1-3) a first down at the Western Kentucky 48, and a pass interference penalty put the Cardinals at the Hilltoppers' 33, but DeAndre Farris and Xavier Lane broke up Neal passes to seal the victory.

## GAME BREAKDOWN

	WKU	BALL
<b>FIRST DOWNS</b>	<b>29</b>	<b>24</b>
Rushing	14	8
Passing	12	14
Penalty	3	2
<b>NET YARDS RUSHING</b>	<b>192</b>	<b>120</b>
Rushing Attempts	40	29
Average Per Rush	4.8	4.1
Rushing Touchdowns	2	1
Yards Gained Rushing	198	150
Yards Lost Rushing	6	30
<b>NET YARDS PASSING</b>	<b>252</b>	<b>285</b>
Completions-Attempts-Int	25-35-0	27-45-0
Average Per Attempt	7.2	6.3
Average Per Completion	10.1	10.6
Passing Touchdowns	2	1
<b>TOTAL OFFENSE YARDS</b>	<b>444</b>	<b>405</b>
Total offense plays	75	74
Average Gain Per Play	5.9	5.5
<b>Fumbles: Number-Lost</b>	<b>2-0</b>	<b>1-0</b>
<b>Penalties: Number-Yards</b>	<b>11-102</b>	<b>10-120</b>
<b>PUNTS-YARDS</b>	<b>5-192</b>	<b>4-152</b>
Average Yards Per Punt	38.4	38.0
Net Yards Per Punt	34.4	38.0
Inside 20	3	1
50+ Yards	0	0
Touchbacks	1	0
Fair catch	4	2
<b>KICKOFFS-YARDS</b>	<b>5-297</b>	<b>5-263</b>
Average Yards Per Kickoff	59.4	52.6
Net Yards Per Kickoff	35.6	40.8
Touchbacks	1	0
<b>Punt returns: Number-Yards-TD</b>	<b>0-0-0</b>	<b>0-0-0</b>
Average Per Return	0.0	0.0
<b>Kickoff returns: Number-Yds-TD</b>	<b>3-59-0</b>	<b>3-94-0</b>
Average Per Return	19.7	31.3
<b>Interceptions: Number-Yds-TD</b>	<b>0-0-0</b>	<b>0-0-0</b>
<b>Fumble Returns: Number-Yds-TD</b>	<b>0-0-0</b>	<b>0-0-0</b>
<b>Possession Time</b>	<b>31:24</b>	<b>28:36</b>
1st Quarter	7:40	7:20
2nd Quarter	7:14	7:46
3rd Quarter	6:24	8:36
4th Quarter	10:06	4:54
<b>Third-Down Conversions</b>	<b>9 of 15</b>	<b>6 of 13</b>
<b>Fourth-Down Conversions</b>	<b>1 of 1</b>	<b>1 of 1</b>
<b>Red-Zone Scores-Chances</b>	<b>4-4</b>	<b>3-3</b>
Touchdowns	4-4	2-3
Field goals	0-4	1-3
<b>Sacks By: Number-Yards</b>	<b>1-7</b>	<b>1-8</b>
<b>PAT Kicks</b>	<b>4-4</b>	<b>2-2</b>
<b>Field Goals</b>	<b>0-0</b>	<b>2-2</b>
<b>Points off turnovers</b>	<b>0</b>	<b>0</b>

## GAME NOTES

- WKU's team captains for the game were DeAndre Farris, Drell Greene, Ben Holt, DerQuione Mobley.
- WKU avoided falling to 0-4 on the season. The Hilltoppers have not started a campaign with an 0-4 record since 2011, when they finished 7-5.
- WKU broke a 5-game losing streak in true road games. Previously, the Hilltoppers' last win away from Bowling Green was a 35-31 game at Old Dominion on Oct. 20 of last year.
- WKU's 192 rushing yards (on 40 carries) was the most for the Hilltoppers in the Mike Sanford Era.
- WKU did not turn the ball over for the 1st time since Oct. 7 of last season at UTEP, a span of 11 games in-between.
- Steven Duncan came in at quarterback to begin the 2nd half and played every offensive snap thereafter. He completed 12 of 16 passes for 94 yards with 2 touchdowns and no interceptions.
- Duncan also had 6 rushes for 55 yards on the ground, including a 27-yard rush in the 3rd quarter. It was the 1st 20-yard rush for WKU in the 520th carry of the Mike Sanford Era.
- Mik'Quan Deane tied a career-high with 5 receptions, posting 48 yards and his 1st-career 2 touchdown game.
- Joshua Samuel led the Hilltoppers with career-highs of 19 carries for 91 yards and his 1st career touchdown.
- Jaylon George had a career-high 6 tackles (1 solo) while adding his 1st career solo sack, a 7-yard loss.
- Drell Greene Had a career-high 10 tackles (7 solo) while adding 1 pass breakup.
- Devon Key had 2 tackles while adding a career-high 2 pass breakups for the 2nd straight week.

## SCORING SUMMARY

Team	Qtr	Time	Scoring Play	Pl.	TOP	Score
BALL	1	6:43	Malik Dunner 1-yard rush (Hagee kick)	13-80	5:42	0-7
WKU	2	5:16	Gino Appleberry, Jr. 1-yard rush (Nuss kick)	9-73	3:55	7-7
BALL	2	1:34	Morgan Hagee 43-yard field goal	11-51	3:36	7-10
BALL	3	9:08	Morgan Hagee 25-yard field goal	15-68	5:52	7-13
WKU	3	2:53	Deane 4-yard pass from Duncan (Nuss kick)	13-75	6:15	14-13
BALL	4	8:39	Lacanaria 6-yard pass from Neal (Hagee kick)	9-70	3:22	14-20
WKU	4	4:41	Deane 18-yard pass from Duncan (Nuss kick)	11-75	3:58	21-20
WKU	4	0:59	Joshua Samuel 5-yard rush (Nuss kick)	8-70	3:09	28-20

## STATISTICS LEADERS

### WKU

PASSING	C-A-I	Yds	TD	Long	Sack
Shanley	13-19-0	158	0	41	1
Duncan	12-16-0	94	2	18	0
<b>TOTALS</b>	<b>25-35-0</b>	<b>252</b>	<b>2</b>	<b>41</b>	<b>1</b>

RUSHING	Att.	Yds	TD	Long	Avg.
Samuel	19	91	1	17	4.8
Duncan	6	55	0	27	9.2
Shanley	5	16	0	9	3.2
Appleberry, Jr.	6	14	1	7	2.3
Henderson	1	11	0	11	11.0
Sloan	1	3	0	3	3.0
LaFrance	1	2	0	2	2.0
Pearson	1	0	0	0	0.0
<b>TOTALS</b>	<b>40</b>	<b>192</b>	<b>2</b>	<b>27</b>	<b>4.8</b>

RECEIVING	No.	Yds	TD	Long
Jackson	8	91	0	41
Deane	5	48	2	18
Fourtenbary	4	44	0	28
Jernighan	4	37	0	29
Sloan	2	19	0	10
LaFrance	1	10	0	10
Lane	1	3	0	3
<b>TOTALS</b>	<b>25</b>	<b>252</b>	<b>2</b>	<b>41</b>

### Ball State

PASSING	C-A-I	Yds	TD	Long	Sack
Neal	27-45-0	285	1	34	1

RUSHING	Att.	Yds	TD	Long	Avg.
Huntley	10	59	0	18	5.9
Gilbert	10	41	0	11	4.1
Neal	3	21	0	28	7.0
Dunner	3	12	1	9	4.0
Hall	2	4	0	7	2.0
TEAM	1	-17	0	0	-17.0
<b>TOTALS</b>	<b>29</b>	<b>120</b>	<b>1</b>	<b>28</b>	<b>4.1</b>

RECEIVING	No.	Yds	TD	Long
Miller	8	112	0	34
Lacanaria	8	99	1	17
Hall	9	60	0	12
Littles	1	10	0	10
Gilbert	1	4	0	4
<b>TOTALS</b>	<b>27</b>	<b>285</b>	<b>1</b>	<b>34</b>



# Game RECAPS

## GAME 5



<b>Marshall</b>	<b>7</b>	<b>3</b>	<b>0</b>	<b>10</b>	<b>--</b>	<b>20</b>
<b>WKU</b>	<b>3</b>	<b>7</b>	<b>0</b>	<b>7</b>	<b>--</b>	<b>17</b>

September 29, 2018 • Houchens-Smith Stadium • Bowling Green, Ky. • 20,811

**BOWLING GREEN, Ky. (AP)** -- Trailing 20-17 in the final minutes, sophomore quarterback Steven Duncan connected with sophomore receiver Jacquez Sloan for 60 yards to put the Hilltoppers within striking distance, but a Marshall forced fumble two plays later derailed a furious comeback effort as the Hilltoppers fell to the Herd on Saturday night.

Duncan threw for 263 yards on 24-of-39 passing with one touchdown - an 11-yard shovel pass to senior tight end Mik'Quan Deane - and one interception.

On a night where points were tough to come by, the Hilltopper defense produced four turnovers including three interceptions of Marshall freshman quarterback Isaiah Green. However, WKU's inability to produce points off those turnovers proved to be the difference as just one drive was converted into a touchdown.

Freshman tailback Joshua Samuel led the team in rushing with 43 yards on 10 carries while a trio of Hilltopper receivers tallied five receptions: Lucky Jackson, Quin Jernighan, and Kyle Fourtenbary.

Marshall's Green then orchestrated a 98-yard drive in the final three minutes of the game including a 32-yard strike to Brady for the game's deciding points.

### GAME BREAKDOWN

	MAR	WKU
<b>FIRST DOWNS</b>	<b>17</b>	<b>17</b>
Rushing	6	4
Passing	11	10
Penalty	0	3
<b>NET YARDS RUSHING</b>	<b>113</b>	<b>61</b>
Rushing Attempts	33	32
Average Per Rush	3.4	1.9
Rushing Touchdowns	0	1
Yards Gained Rushing	131	88
Yards Lost Rushing	18	27
<b>NET YARDS PASSING</b>	<b>288</b>	<b>263</b>
Completions-Attempts-Int	18-39-3	24-39-1
Average Per Attempt	7.4	6.7
Average Per Completion	16.0	11.0
Passing Touchdowns	2	1
<b>TOTAL OFFENSE YARDS</b>	<b>401</b>	<b>324</b>
Total offense plays	72	71
Average Gain Per Play	5.6	4.6
<b>Fumbles: Number-Lost</b>	<b>1-1</b>	<b>4-2</b>
<b>Penalties: Number-Yards</b>	<b>6-70</b>	<b>6-43</b>
<b>PUNTS-YARDS</b>	<b>7-286</b>	<b>8-305</b>
Average Yards Per Punt	40.9	38.1
Net Yards Per Punt	38.9	38.0
Inside 20	3	4
50+ Yards	2	0
Touchbacks	0	0
Fair catch	2	2
<b>KICKOFFS-YARDS</b>	<b>5-318</b>	<b>4-234</b>
Average Yards Per Kickoff	63.6	58.5
Net Yards Per Kickoff	41.0	32.8
Touchbacks	4	0
<b>Punt returns: Number-Yards-TD</b>	<b>1-1-0</b>	<b>2-14-0</b>
Average Per Return	1.0	7.0
<b>Kickoff returns: Number-Yards-TD</b>	<b>4-103-0</b>	<b>1-13-0</b>
Average Per Return	25.8	13.0
<b>Interceptions: Number-Yards-TD</b>	<b>1-24-0</b>	<b>3-74-0</b>
<b>Fumble Returns: Number-Yards-TD</b>	<b>0-0-0</b>	<b>0-0-0</b>
<b>Possession Time</b>	<b>30:12</b>	<b>29:48</b>
1st Quarter	3:36	11:24
2nd Quarter	6:56	8:04
3rd Quarter	8:27	6:33
4th Quarter	11:13	3:47
<b>Third-Down Conversions</b>	<b>4 of 15</b>	<b>4 of 16</b>
<b>Fourth-Down Conversions</b>	<b>1 of 1</b>	<b>0 of 2</b>
<b>Red-Zone Scores-Chances</b>	<b>2-3</b>	<b>3-4</b>
Touchdowns	0-3	2-4
Field goals	2-3	1-4
<b>Sacks By: Number-Yards</b>	<b>4-16</b>	<b>1-1</b>
<b>PAT Kicks</b>	<b>2-2</b>	<b>2-2</b>
<b>Field Goals</b>	<b>2-3</b>	<b>1-1</b>
<b>Points off turnovers</b>	<b>3</b>	<b>7</b>

### GAME NOTES

- WKU's team captains for the game were Mik'Quan Deane, DeAndre Farris, Ben Holt and Evan Sayner.
- WKU fell to 4-6 all-time against Marshall, including 2-2 in games played in Bowling Green.
- WKU dropped games in back-to-back years in the series for the 1st time since the 1950 (13-47) and 1951 (21-35) matchups.
- WKU fell to 3-2 (dating back to 2013) while wearing all black uniforms.
- WKU lost its 3rd 3-point game in the past 4 weeks.
- Steven Duncan completed 24 of 39 passes for 263 yards with 1 touchdown and 1 interception. His 60-yard completion to Jacquez Sloan in the 4th quarter was the team's 3rd-longest offensive play this season.
- Jacquez Sloan tied a career-high with 4 receptions, posting 87 yards including a career-long 60-yard reception in the 4th quarter.
- Mik'Quan Deane had 3 receptions for a career-high 64 yards and his 3rd touchdown of the season. His 43-yard reception in the 2nd quarter was the longest of his career.
- Masai Whyte tied for the team lead with 7 tackles (4 solo) while adding 1 sack, 1 PBU and his 1st career interception in the 4th quarter, which he returned the turnover for 27 yards.
- Ta'Corian Darden recorded 4 tackles (3 solo), including 1 tackle for loss. Also added his 3rd-career interception in the 2nd quarter and a career-high-tying 2 pass breakups.
- DeAndre Farris recorded 2 tackles and picked off his 3rd-career pass in the 4th quarter. His 47-yard interception return to the Marshall 11 yard line led to a WKU score on the next play.

### SCORING SUMMARY

Team	Qtr	Time	Scoring Play	Pl.	TOP	Score
MAR	1	9:48	Brady 40-yard pass from Green (Rohrwasser kick)	1-40	0:08	0-7
WKU	1	0:05	Ryan Nuss 23-yard field goal	6-24	2:41	3-7
WKU	2	4:38	Steven Duncan 3-yard rush (Nuss kick)	7-75	3:17	10-7
MAR	2	0:36	Justin Rohrwasser 35-yard field goal	6-38	1:09	10-10
MAR	4	8:39	Justin Rohrwasser 21-yard field goal	11-51	4:43	10-13
WKU	4	6:50	Deane 11-yard pass from Duncan (Nuss kick)	1-11	0:06	17-13
MAR	4	1:44	Brady 32-yard pass from Green (Rohrwasser kick)	7-98	2:39	17-20

### STATISTICS LEADERS

#### WKU

PASSING	C-A-I	Yds	TD	Long	Sack
Duncan	24-39-1	263	1	60	4

RUSHING	Att.	Yds	TD	Long	Avg.
Samuel	10	43	0	8	4.3
Duncan	15	12	1	12	0.8
Deane	2	5	0	4	2.5
Pearson	1	4	0	4	4.0
Appleberry, Jr.	3	-1	0	0	-0.3
TEAM	1	-2	0	0	-2.0
<b>TOTALS</b>	<b>32</b>	<b>61</b>	<b>1</b>	<b>12</b>	<b>1.9</b>

RECEIVING	No.	Yds	TD	Long
Sloan	4	87	0	60
Deane	3	64	1	43
Jackson	5	41	0	12
Jernighan	5	39	0	14
Fourtenbary	5	33	0	11
LaFrance	2	-1	0	3
<b>TOTALS</b>	<b>24</b>	<b>263</b>	<b>1</b>	<b>60</b>

#### Marshall

PASSING	C-A-I	Yds	TD	Long	Sack
Green	18-39-3	288	2	40	1

RUSHING	Att.	Yds	TD	Long	Avg.
Davis	16	65	0	13	4.1
King	8	42	0	20	5.3
Green	6	19	0	13	3.2
Anderson	1	2	0	2	2.0
TEAM	1	-2	0	0	-2.0
Johnson	1	-13	0	0	-13.0
<b>TOTALS</b>	<b>33</b>	<b>113</b>	<b>0</b>	<b>20</b>	<b>3.4</b>

RECEIVING	No.	Yds	TD	Long
Brady	8	162	2	40
Obialo	4	80	0	27
Levias	1	35	0	35
Davis	2	8	0	7
Williams	2	5	0	3
Johnson	1	-2	0	0
<b>TOTALS</b>	<b>18</b>	<b>288</b>	<b>2</b>	<b>40</b>



# GAME 6



WKU	7	0	0	7	--	14
Charlotte	6	3	21	10	--	40

October 13, 2018 • Jerry Richardson Stadium • Charlotte, N.C. • 11,610

**CHARLOTTE, N.C. (AP)** -- A big third quarter by the host Charlotte 49ers proved to be the difference as WKU (1-5, 0-2 C-USA) fell in their Conference USA road opener, 40-14.

Trailing 9-7 at the break, the Hilltoppers could not find their rhythm in the third quarter and saw Charlotte, on the legs of running back Benny Lemay, score 21 unanswered points in the third quarter to put the game out of reach.

After a WKU turnover on the first drive, the 49ers needed just one play, a 35-yard rush by Lemay, to get on the scoreboard. A two-point conversion attempt failed. The Hilltoppers responded with a nine-play, 85-yard drive that ended in a four-yard touchdown run by true freshman quarterback Kevaris Thomas. Thomas used every bit of his 250-plus pound frame to barrel his way in the endzone.

Redshirt sophomore quarterback Steven Duncan appeared late in the game and led the team on an 11-play, 75-yard drive where he connected on the corner fade to tight end Steven Witchoskey for his first career receiving touchdown.

Sophomore receiver Jacquez Sloan led the Hilltoppers in receptions and receiving yards, tallying 83 yards on six catches including a long of 42, his second 40-plus yard reception in the last two games.

## GAME BREAKDOWN

	WKU	CHA
<b>FIRST DOWNS</b>	<b>17</b>	<b>28</b>
Rushing	4	13
Passing	11	12
Penalty	2	3
<b>NET YARDS RUSHING</b>	<b>42</b>	<b>211</b>
Rushing Attempts	17	50
Average Per Rush	2.5	4.2
Rushing Touchdowns	1	4
Yards Gained Rushing	58	229
Yards Lost Rushing	16	18
<b>NET YARDS PASSING</b>	<b>214</b>	<b>237</b>
Completions-Attempts-Int	27-39-2	17-26-0
Average Per Attempt	5.5	9.1
Average Per Completion	7.9	13.9
Passing Touchdowns	1	1
<b>TOTAL OFFENSE YARDS</b>	<b>256</b>	<b>448</b>
Total offense plays	56	76
Average Gain Per Play	4.6	5.9
<b>Fumbles: Number-Lost</b>	<b>1-1</b>	<b>1-1</b>
<b>Penalties: Number-Yards</b>	<b>7-55</b>	<b>4-30</b>
<b>PUNTS-YARDS</b>	<b>4-142</b>	<b>1-41</b>
Average Yards Per Punt	35.5	41.0
Net Yards Per Punt	34.8	41.0
Inside 20	2	1
50+ Yards	0	0
Touchbacks	0	0
Fair catch	3	1
<b>KICKOFFS-YARDS</b>	<b>3-158</b>	<b>8-486</b>
Average Yards Per Kickoff	52.7	60.8
Net Yards Per Kickoff	40.3	40.4
Touchbacks	0	5
<b>Punt returns: Number-Yards-TD</b>	<b>0-0-0</b>	<b>1-3-0</b>
Average Per Return	0.0	3.0
<b>Kickoff returns: Number-Yds-TD</b>	<b>2-38-0</b>	<b>2-37-0</b>
Average Per Return	19.0	18.5
<b>Interceptions: Number-Yds-TD</b>	<b>0-0-0</b>	<b>2-27-0</b>
<b>Fumble Returns: Number-Yds-TD</b>	<b>0-0-0</b>	<b>0-0-0</b>
<b>Possession Time</b>	<b>21:19</b>	<b>38:41</b>
1st Quarter	8:16	6:44
2nd Quarter	5:44	9:16
3rd Quarter	2:15	12:45
4th Quarter	5:04	9:56
<b>Third-Down Conversions</b>	<b>3 of 9</b>	<b>9 of 14</b>
<b>Fourth-Down Conversions</b>	<b>0 of 1</b>	<b>0 of 0</b>
<b>Red-Zone Scores-Chances</b>	<b>2-2</b>	<b>5-7</b>
Touchdowns	2-2	4-7
Field goals	0-2	1-7
<b>Sacks By: Number-Yards</b>	<b>1-11</b>	<b>2-14</b>
<b>PAT Kicks</b>	<b>2-2</b>	<b>4-4</b>
<b>Field Goals</b>	<b>0-1</b>	<b>2-4</b>
<b>Points off turnovers</b>	<b>0</b>	<b>20</b>

## GAME NOTES

- WKU's team captains for the game were DeAndre Farris, Ben Holt, Quin Jernighan and Masai Whyte.
- WKU fell to 1-1 all-time against Charlotte; this was the 1st game in the series played in the Queen City.
- WKU fell to 2-7 when the opponent scores 1st and when trailing at the half under Mike Sanford.
- WKU fell to 3-2 in the month of October under Mike Sanford and 12-5 dating back to the 2014 season.
- WKU fell to 2-3 in Conference USA road openers and 9-8 overall in C-USA road games.
- Charlotte scored 34 unanswered points from the 2nd to 4th quarter to turn a 7-6 deficit to a 40-7 lead.
- Davis Shanley completed 20 of 29 passes for 154 yards with 0 touchdowns and 2 interceptions in his 2nd career start.
- Steven Duncan completed 7 of 10 passes for 60 yards with 1 touchdown, orchestrating an 11-play, 75-yard scoring drive in WKU's final possession of the game.
- Kevaris Thomas rushed 3 times for 10 yards and his 1st career touchdown, a 4-yarder, in the 1st quarter, that put WKU ahead 7-6.
- Jacquez Sloan had a career-high 6 receptions for a total of 83 yards, including a long reception of 42 yards in the 1st quarter.
- Steven Witchoskey caught his 1st-career touchdown pass, a 7-yarder, in the 4th quarter to cap the scoring at 40-14.
- Ta'Corian Darden led the team with 10 tackles (5 solo), tallying his 6th pass breakup of the season, and 12th of his career.

## SCORING SUMMARY

Team	Qtr	Time	Scoring Play	Pl.	TOP	Score
CHA	1	13:15	Benny LeMay 35-yard rush (pass failed)	1-35	0:09	0-6
WKU	1	3:20	Kevaris Thomas 4-yard rush (Nuss kick)	9-85	3:42	7-6
CHA	2	4:30	Jonathan Cruz 33-yard field goal	15-77	8:31	7-9
CHA	3	9:42	Evan Shirreffs 1-yard rush (Cruz kick)	10-75	5:18	7-16
CHA	3	4:20	Benny LeMay 9-yard rush (Cruz kick)	9-62	4:16	7-23
CHA	3	3:25	Aaron McAllister 14-yard rush (Cruz kick)	2-27	0:48	7-30
CHA	4	13:57	Jonathan Cruz 51-yard field goal	7-23	3:26	7-33
CHA	4	5:08	Arnold 28-yard pass from Shirreffs (Cruz kick)	6-30	4:04	7-40
WKU	4	1:55	Witchoskey 7-yard pass from Duncan (Nuss kick)	11-75	3:13	14-40

## STATISTICS LEADERS

### WKU

PASSING	C-A-I	Yds	TD	Long	Sack
Shanley	20-29-2	154	0	42	2
Duncan	7-10-0	60	1	18	0
<b>TOTALS</b>	<b>27-39-2</b>	<b>214</b>	<b>1</b>	<b>42</b>	<b>2</b>

RUSHING	Att.	Yds	TD	Long	Avg.
Samuel	6	29	0	15	4.8
Thomas	3	10	1	7	3.3
LaFrance	1	5	0	5	5.0
Appleberry, Jr.	2	5	0	3	2.5
Duncan	1	0	0	0	0.0
Shanley	4	-7	0	7	-1.8
<b>TOTALS</b>	<b>17</b>	<b>42</b>	<b>1</b>	<b>15</b>	<b>2.5</b>

RECEIVING	No.	Yds	TD	Long
Sloan	6	83	0	42
Pearson	3	38	0	18
Fourtenbary	4	21	0	10
Jackson	4	20	0	8
Leach	2	17	0	9
Jernighan	3	11	0	15
Appleberry, Jr.	1	8	0	8
Witchoskey	1	7	1	7
Samuel	1	6	0	6
Lane	1	4	0	4
Deane	1	-1	0	0
<b>TOTALS</b>	<b>27</b>	<b>214</b>	<b>1</b>	<b>42</b>

### Charlotte

PASSING	C-A-I	Yds	TD	Long	Sack
Reynolds	12-19-0	119	0	22	0
Shirreffs	5-7-0	118	1	31	1
<b>TOTALS</b>	<b>17-26-0</b>	<b>237</b>	<b>1</b>	<b>31</b>	<b>1</b>

RUSHING	Att.	Yds	TD	Long	Avg.
LeMay	17	121	2	35	7.1
Camp	12	38	0	9	3.2
Finger	8	29	0	10	3.6
McAllister	4	20	1	14	5.0
Arnold	1	13	0	13	13.0
Klugh	1	1	0	1	1.0
Reynolds	2	-1	0	1	-0.5
Shirreffs	3	-5	1	5	-1.7
TEAM	2	-5	0	0	-2.5
<b>TOTALS</b>	<b>50</b>	<b>211</b>	<b>4</b>	<b>35</b>	<b>4.2</b>

RECEIVING	No.	Yds	TD	Long
Tucker	9	91	0	22
Arnold	2	36	1	28
LeMay	1	31	0	31
McAllister	1	25	0	25
Camp	1	19	0	19
Kofa	1	15	0	15
Quattlebaum	1	14	0	14
Tyler	1	6	0	6
<b>TOTALS</b>	<b>17</b>	<b>237</b>	<b>1</b>	<b>31</b>



## Drive SUMMARIES

August 31 at #4 Wisconsin	Qtr.	Time	Plays	Yds.	Elapsed
Ryan Nuss, 25-yard field goal	3	13:15	6	67	1:45

September 8 vs. Maine	Qtr.	Time	Plays	Yds.	Elapsed
Eckels to Jackson, 66-yard pass	1	14:42	1	66	0:18
Eckels to Jackson, 32-yard pass	1	9:57	5	57	1:00
Eckels to LaFrance, 75-yard pass	4	7:00	1	75	0:12

September 15 at Louisville	Qtr.	Time	Plays	Yds.	Elapsed
Shanley to Fourtenbary, 9-yard pass	1	0:07	16	80	7:13
Davis Shanley, 3-yard rush	2	12:40	2	31	0:45
Ryan Nuss, 35-yard field goal	4	8:14	14	68	6:09

September 22 at Ball State	Qtr.	Time	Plays	Yds.	Elapsed
Gino Appleberry, Jr., 1-yard rush	2	5:16	9	73	3:55
Duncan to Deane, 4-yard pass	3	2:53	13	75	6:15
Duncan to Deane, 18-yard pass	4	4:41	11	75	3:58
Joshua Samuel, 5-yard rush	4	0:59	8	70	3:09

September 29 vs. Marshall	Qtr.	Time	Plays	Yds.	Elapsed
Ryan Nuss, 23-yard field goal	1	0:05	6	24	2:41
Steven Duncan, 3-yard rush	2	4:38	7	75	3:17
Duncan to Deane, 11-yard pass	4	6:50	1	11	0:06

October 13 at Charlotte	Qtr.	Time	Plays	Yds.	Elapsed
Kevaris Thomas, 4-yard rush	1	3:20	9	85	3:42
Duncan to Witchoskey, 7-yard pass	4	1:55	11	75	3:13

### DRIVE SUPERLATIVES

**Longest TD Drive (Yards)** - 85 yards / 9 plays in 3:42 at Charlotte

**Most Plays on TD Drive** - 16 plays / 80 yards in 7:13 at Louisville

**Fewest Plays on TD Drive** - 1 play (3 times) / 66 yards in 0:18 and 75 yards in 0:12 vs. Maine, 11 yards in 0:06 vs. Marshall

**Most Time Used on TD Drive** - 7:13 / 80 yards in 16 plays at Louisville

## Opponent SCHEDULES

### #4 WISCONSIN BADGERS (4-2)

DATE	OPPONENT	TIME (CT)	RESULT
<b>Aug/Sept</b>			
31	WKU	8 p.m.	W, 34-3
8	New Mexico	11 a.m.	W, 45-14
15	BYU	2:30 p.m.	L, 21-24
22	at Iowa	7:30 p.m.	W, 28-17
<b>October</b>			
6	Nebraska	6:30 p.m.	W, 41-24
13	at #12 Michigan	6:30 p.m.	L, 13-38
20	Illinois	11 a.m.	
27	at Northwestern	TBA	
<b>November</b>			
3	Rutgers	TBA	
10	at Penn State	TBA	
17	at Purdue	TBA	
24	Minnesota	TBA	

### MAINE BLACK BEARS (4-2)

DATE	OPPONENT	TIME (CT)	RESULT
<b>Aug/Sept</b>			
30	New Hampshire	6 p.m.	W, 35-7
8	at WKU	6:30 p.m.	W, 31-28
22	at Central Michigan	2 p.m.	L, 5-17
29	at Yale	12 p.m.	L, 14-35
<b>October</b>			
6	Villanova	2:30 p.m.	W, 13-10
13	at Rhode Island	11 a.m.	W, 38-36
20	at William & Mary	2:30 p.m.	
27	Albany	12 p.m.	
<b>November</b>			
3	at Towson	3 p.m.	
10	at Richmond	2 p.m.	
17	Elon	11 a.m.	

### LOUISVILLE CARDINALS (2-5)

DATE	OPPONENT	TIME (CT)	RESULT
<b>September</b>			
1	vs. #1 Alabama	7 p.m.	L, 14-51
8	Indiana State	6 p.m.	W, 31-7
15	WKU	6:30 p.m.	W, 20-17
22	at Virginia	11:30 p.m.	L, 3-27
29	Florida State	2:30 p.m.	L, 24-28
<b>October</b>			
5	Georgia Tech	6 p.m.	L, 31-66
13	at Boston College	11:30 a.m.	L, 20-38
27	Wake Forest	TBA	
<b>November</b>			
3	at Clemson	TBA	
9	at Syracuse	6 p.m.	
17	NC State	TBA	
24	Kentucky	TBA	

### BALL STATE CARDINALS (3-4)

DATE	OPPONENT	TIME (CT)	RESULT
<b>Aug/Sept</b>			
30	Central Conn. State	6 p.m.	W, 42-6
8	at #8 Notre Dame	2:30 p.m.	L, 16-24
15	at Indiana	11 a.m.	L, 10-38
22	WKU	2 p.m.	L, 20-28
29	Kent State	2 p.m.	W, 52-24
<b>October</b>			
6	Northern Illinois	2 p.m.	L, 16-24
13	at Central Michigan	2 p.m.	W, 24-23
20	Eastern Michigan	2 p.m.	
25	at Ohio	6 p.m.	
31	at Toledo	6:30 p.m.	
<b>November</b>			
13	Western Michigan	5 p.m.	
20	at Miami (Ohio)	6 p.m.	

### MARSHALL THUNDERING HERD (4-2)

DATE	OPPONENT	TIME (CT)	RESULT
<b>September</b>			
1	at Miami (Ohio)	2:30 p.m.	W, 35-28
8	Eastern Kentucky	5:30 p.m.	W, 32-16
15	at South Carolina	6 p.m.	Cancelled
22	NC State	6 p.m.	L, 20-37
29	at WKU	6:30 p.m.	W, 20-17
<b>October</b>			
5	Middle Tennessee	6:30 p.m.	L, 24-34
13	at Old Dominion	2:30 p.m.	W, 42-20
20	Florida Atlantic	1:30 p.m.	
<b>November</b>			
3	at Southern Miss	2 p.m.	
10	Charlotte	1:30 p.m.	
17	UTSA	1:30 p.m.	
24	at FIU	11 a.m.	

### CHARLOTTE 49ERS (3-3)

DATE	OPPONENT	TIME (CT)	RESULT
<b>September</b>			
1	Fordham	5 p.m.	W, 34-10
8	Appalachian State	5 p.m.	L, 9-45
13	Old Dominion	3 p.m.	W, 28-25
22	at UMass	2:30 p.m.	L, 31-49
29	at UAB	6 p.m.	L, 7-28
<b>October</b>			
13	WKU	2:30 p.m.	W, 40-14
20	at Middle Tennessee	2 p.m.	
27	Southern Miss	1 p.m.	
<b>November</b>			
3	at Tennessee	TBA	
10	at Marshall	1:30 p.m.	
17	FIU	1 p.m.	
24	at Florida Atlantic	5 p.m.	

### OLD DOMINION MONARCHS (1-6)

DATE	OPPONENT	TIME (CT)	RESULT
<b>September</b>			
1	at Liberty	5 p.m.	L, 10-52
8	FIU	6:30 p.m.	L, 20-28
13	at Charlotte	3 p.m.	L, 25-28
22	#13 Virginia Tech	2:30 p.m.	W, 49-35
29	at East Carolina	2:30 p.m.	L, 35-37
<b>October</b>			
6	at Florida Atlantic	4 p.m.	L, 33-52
13	Marshall	2:30 p.m.	L, 20-42
20	at WKU	6:30 p.m.	
27	Middle Tennessee	2:30 p.m.	
<b>November</b>			
10	North Texas	1 p.m.	
17	VMI	1 p.m.	
24	at Rice	12 p.m.	

### FIU PANTHERS (4-2)

DATE	OPPONENT	TIME (CT)	RESULT
<b>September</b>			
1	Indiana	6 p.m.	L, 28-38
8	at Old Dominion	6:30 p.m.	W, 28-20
15	UMass	6:30 p.m.	W, 63-24
22	at #21 Miami (Fla.)	2:30 p.m.	L, 17-31
29	Arkansas Pine Bluff	6:30 p.m.	W, 55-9
<b>October</b>			
13	Middle Tennessee	6:30 p.m.	W, 24-21
20	Rice	6:30 p.m.	
27	at WKU	6:30 p.m.	
<b>November</b>			
3	Florida Atlantic	6:30 p.m.	
10	at UTSA	6 p.m.	
17	at Charlotte	1 p.m.	
24	Marshall	11 a.m.	

### MIDDLE TENNESSEE BLUE RAIDERS (3-3)

DATE	OPPONENT	TIME (CT)	RESULT
<b>September</b>			
1	at Vanderbilt	6:30 p.m.	L, 7-35
8	UT Martin	6 p.m.	W, 61-37
15	at #3 Georgia	6:15 p.m.	L, 7-49
29	Florida Atlantic	6 p.m.	W, 25-24
<b>October</b>			
5	at Marshall	6:30 p.m.	W, 34-24
13	at FIU	6:30 p.m.	L, 21-24
20	Charlotte	2 p.m.	
27	at Old Dominion	2:30 p.m.	
<b>November</b>			
2	WKU	7 p.m.	
10	at UTEP	2 p.m.	
17	at Kentucky	TBA	
24	UAB	2 p.m.	

### FLORIDA ATLANTIC OWLS (3-3)

DATE	OPPONENT	TIME (CT)	RESULT
<b>September</b>			
1	at #7 Oklahoma	11 a.m.	L, 14-63
8	Air Force	1 p.m.	W, 33-27
15	Bethune Cookman	5 p.m.	W, 49-28
21	at #16 UCF	6 p.m.	L, 36-56
29	at Middle Tennessee	6 p.m.	L, 24-25
<b>October</b>			
6	Old Dominion	4 p.m.	W, 52-33
20	at Marshall	1:30 p.m.	
26	Louisiana Tech	5:30 p.m.	
<b>November</b>			
3	at FIU	6:30 p.m.	
10	WKU	4 p.m.	
15	at North Texas	8:30 p.m.	
24	Charlotte	5 p.m.	

### UTEP MINERS (0-6)

DATE	OPPONENT	TIME (CT)	RESULT
<b>September</b>			
1	Northern Arizona	6:30 p.m.	L, 10-30
8	at UNLV	8 p.m.	L, 24-52
15	at Tennessee	11 a.m.	L, 0-24
22	New Mexico State	6:30 p.m.	L, 20-27
29	at UTSA	6 p.m.	L, 21-30
<b>October</b>			
6	North Texas	6:30 p.m.	L, 24-27
20	at Louisiana Tech	2:30 p.m.	
27	UAB	6:30 p.m.	
<b>November</b>			
3	at Rice	2:30 p.m.	
10	Middle Tennessee	2 p.m.	
17	at WKU	6:30 p.m.	
24	Southern Miss	2 p.m.	

### LOUISIANA TECH BULLDOGS (4-2)

DATE	OPPONENT	TIME (CT)	RESULT
<b>September</b>			
1	at South Alabama	6 p.m.	W, 30-26
8	Southern	6 p.m.	W, 54-17
22	at #6 LSU	6 p.m.	L, 21-38
29	at North Texas	6:30 p.m.	W, 29-27
<b>October</b>			
6	UAB	6 p.m.	L, 7-28
13	at UTSA	6 p.m.	W, 31-3
20	UTEP	2:30 p.m.	
27	at Florida Atlantic	5:30 p.m.	
<b>November</b>			
3	at Mississippi State	TBA	
10	Rice	6 p.m.	
17	at Southern Miss	2:30 p.m.	
24	WKU	11 a.m.	





2018 WKU Football  
WKU Game Results (as of Oct 13, 2018)  
All games



Date	Opponent	Score	Overall	Conference	Time	Attend
Aug 31, 2018	at #4 Wisconsin	L 3-34	0-1	0-0	3:20	74145
Sep 8, 2018	MAINE	L 28-31	0-2	0-0	3:36	15718
Sep 15, 2018	at LOUISVILLE	L 17-20	0-3	0-0	3:36	54923
Sep 22, 2018	at Ball State	W 28-20	1-3	0-0	3:11	15873
* Sep 29, 2018	MARSHALL	L 17-20	1-4	0-1	3:24	20811
* Oct 13, 2018	at Charlotte	L 14-40	1-5	0-2	3:08	11610



**2018 WKU Football**  
**WKU Overall Team Statistics (as of Oct 13, 2018)**  
**All games**



<b>Team Statistics</b>	<b>WKU</b>	<b>OPP</b>
SCORING	107	165
Points Per Game	17.8	27.5
Points Off Turnovers	21	30
FIRST DOWNS	121	124
Rushing	45	53
Passing	66	62
Penalty	10	9
RUSHING YARDAGE	629	1024
Yards gained rushing	768	1147
Yards lost rushing	139	123
Rushing Attempts	197	230
Average Per Rush	3.2	4.5
Average Per Game	104.8	170.7
TDs Rushing	5	9
PASSING YARDAGE	1517	1337
Comp-Att-Int	141-222-5	101-191-5
Average Per Pass	6.8	7.0
Average Per Catch	10.8	13.2
Average Per Game	252.8	222.8
TDs Passing	8	9
TOTAL OFFENSE	2146	2361
Total Plays	419	421
Average Per Play	5.1	5.6
Average Per Game	357.7	393.5
KICK RETURNS: #-Yards	15-318	14-330
PUNT RETURNS: #-Yards	7-37	4-44
INT RETURNS: #-Yards	5-119	5-76
KICK RETURN AVERAGE	21.2	23.6
PUNT RETURN AVERAGE	5.3	11.0
INT RETURN AVERAGE	23.8	15.2
FUMBLES-LOST	10-5	5-3
PENALTIES-Yards	42-372	39-370
Average Per Game	62.0	61.7
PUNTS-Yards	36-1337	30-1183
Average Per Punt	37.1	39.4
Net punt average	34.8	38.2
KICKOFFS-Yards	23-1380	36-2214
Average Per Kick	60.0	61.5
Net kick average	38.0	40.2
TIME OF POSSESSION/Game	28:27	31:33
3RD-DOWN Conversions	33/89	33/84
3rd-Down Pct	37%	39%
4TH-DOWN Conversions	2/9	4/6
4th-Down Pct	22%	67%
SACKS BY-Yards	10-54	17-105
MISC YARDS	20	69
TOUCHDOWNS SCORED	14	19
FIELD GOALS-ATTEMPTS	3-7	11-14
ON-SIDE KICKS	0-0	0-0
RED-ZONE SCORES	(13-18) 72%	(18-21) 86%
RED-ZONE TOUCHDOWNS	(10-18) 56%	(10-21) 48%
PAT-ATTEMPTS	(14-14) 100%	(18-18) 100%
ATTENDANCE	36529	156551
Games/Avg Per Game	2/18264	4/39138
Neutral Site Games		0/0

<b>Score by Quarters</b>	<b>1st</b>	<b>2nd</b>	<b>3rd</b>	<b>4th</b>	<b>OT</b>	<b>Total</b>
WKU	38	21	10	38	0	107
Opponents	27	43	44	51	0	165



**2018 WKU Football**  
**WKU Overall Individual Statistics (as of Oct 13, 2018)**  
**All games**



Rushing	g	att	gain	loss	net	avg	td	lg	avg/g
SAMUEL, Joshua	6	48	236	5	231	4.8	1	17	38.5
FERBY, D'Andre	4	22	102	0	102	4.6	0	15	25.5
LAFRANCE, G.	6	16	83	5	78	4.9	0	16	13.0
DUNCAN, Steven	4	24	94	23	71	3.0	1	27	17.8
SHANLEY, Davis	4	23	90	42	48	2.1	1	14	12.0
APPLEBERRY, G.	6	20	47	1	46	2.3	1	8	7.7
THOMAS, Kevaris	2	4	16	1	15	3.8	1	7	7.5
TRIGG, Marquez	3	9	14	2	12	1.3	0	5	4.0
HENDERSON, Rex	6	1	11	0	11	11.0	0	11	1.8
ECKELS, Drew	2	20	61	54	7	0.3	0	15	3.5
DEANE, Mik'Quan	6	2	5	0	5	2.5	0	4	0.8
SLOAN, Jacquez	6	2	4	0	4	2.0	0	3	0.7
JACKSON, Lucky	6	1	1	0	1	1.0	0	1	0.2
PEARSON, J.	5	3	4	3	1	0.3	0	4	0.2
TEAM	3	2	0	3	-3	-1.5	0	0	-1.0
Total	6	197	768	139	629	3.2	5	27	104.8
Opponents	6	230	1147	123	1024	4.5	9	47	170.7

Passing	g	effic	comp	att	in	pct	yds	td	lg	avg/g
SHANLEY, Davis	4	123.62	57	84	2	67.9	566	1	42	141.5
DUNCAN, Steven	4	131.30	46	70	2	65.7	437	4	60	109.2
ECKELS, Drew	2	135.93	38	67	0	56.7	514	3	75	257.0
JERNIGHAN, Quin	6	-200.0	0	1	1	0.0	0	0	0	0.0
Total	6	128.30	141	222	5	63.5	1517	8	75	252.8
Opponents	6	121.99	101	191	5	52.9	1337	9	51	222.8

Receiving	g	no.	yds	avg	td	lg	avg/g
JACKSON, Lucky	6	28	334	11.9	2	66	55.7
JERNIGHAN, Quin	6	24	237	9.9	0	29	39.5
FOURTENBARY, K	6	21	179	8.5	1	28	29.8
SLOAN, Jacquez	6	18	287	15.9	0	60	47.8
DEANE, Mik'Quan	6	17	190	11.2	3	43	31.7
LAFRANCE, G.	6	15	132	8.8	1	75	22.0
LANE, Xavier	5	7	55	7.9	0	17	11.0
PEARSON, J.	5	3	38	12.7	0	18	7.6
APPLEBERRY, G.	6	2	20	10.0	0	12	3.3
LEACH, Kris	6	2	17	8.5	0	9	2.8
FERBY, D'Andre	4	2	15	7.5	0	13	3.8
WITCHOSKEY, S.	5	1	7	7.0	1	7	1.4
SAMUEL, Joshua	6	1	6	6.0	0	6	1.0
Total	6	141	1517	10.8	8	75	252.8
Opponents	6	101	1337	13.2	9	51	222.8

Punt Returns	no.	yds	avg	td	lg
CRAY, Roger	5	23	4.6	0	13
GREENE, Drell	2	14	7.0	0	15
Total	7	37	5.3	0	15
Opponents	4	44	11.0	0	36

Interceptions	no.	yds	avg	td	lg
FARRIS, DeAndre	1	47	47.0	0	47
KEY, Devon	1	45	45.0	1	45
WHYTE, Masai	1	27	27.0	0	27
DARDEN, T.	1	0	0.0	0	0
MALONE, D.	1	0	0.0	0	0
Total	5	119	23.8	1	47
Opponents	5	76	15.2	0	27

Kick Returns	no.	yds	avg	td	lg
LAFRANCE, G.	6	130	21.7	0	31
RUFFIN, Dionte	3	66	22.0	0	34
SLOAN, Jacquez	3	53	17.7	0	21
DARDEN, T.	3	69	23.0	0	37
Total	15	318	21.2	0	37
Opponents	14	330	23.6	0	48

Fumble Returns	no.	yds	avg	td	lg
GREENE, Drell	1	10	10.0	0	10
Total	1	10	10.0	0	10
Opponents	1	50	50.0	1	50



**2018 WKU Football**  
**WKU Overall Individual Statistics (as of Oct 13, 2018)**  
**All games**



Scoring	td	fg	PAT				dx	saf	pts
			kick	rush	rcv	pass			
NUSS, Ryan	-	3-6	14-14	-	-	-	-	-	23
DEANE, Mik'Quan	3	-	-	-	-	-	-	-	18
JACKSON, Lucky	2	-	-	-	-	-	-	-	12
LAFRANCE, G.	1	-	-	-	-	-	-	-	6
SAMUEL, Joshua	1	-	-	-	-	-	-	-	6
FOURTENBARY, K	1	-	-	-	-	-	-	-	6
WITCHOSKEY, S.	1	-	-	-	-	-	-	-	6
SHANLEY, Davis	1	-	-	-	-	-	-	-	6
DUNCAN, Steven	1	-	-	-	-	-	-	-	6
KEY, Devon	1	-	-	-	-	-	-	-	6
THOMAS, Kevaris	1	-	-	-	-	-	-	-	6
APPLEBERRY, G.	1	-	-	-	-	-	-	-	6
RINELLA, Alex	-	0-1	-	-	-	-	-	-	0
Total	14	3-7	14-14	-	-	-	-	-	107
Opponents	19	11-14	18-18	-	-	0-1	-	-	165

Total Offense	g	plays	rush	pass	total	avg/g
SHANLEY, Davis	4	107	48	566	614	153.5
ECKELS, Drew	2	87	7	514	521	260.5
DUNCAN, Steven	4	94	71	437	508	127.0
SAMUEL, Joshua	6	48	231	0	231	38.5
FERBY, D'Andre	4	22	102	0	102	25.5
LAFRANCE, G.	6	16	78	0	78	13.0
APPLEBERRY, G.	6	20	46	0	46	7.7
THOMAS, Kevaris	2	4	15	0	15	7.5
TRIGG, Marquez	3	9	12	0	12	4.0
HENDERSON, Rex	6	1	11	0	11	1.8
DEANE, Mik'Quan	6	2	5	0	5	0.8
SLOAN, Jacquez	6	2	4	0	4	0.7
PEARSON, J.	5	3	1	0	1	0.2
JACKSON, Lucky	6	1	1	0	1	0.2
TEAM	3	2	-3	0	-3	-1.0
Total	6	419	629	1517	2146	357.7
Opponents	6	421	1024	1337	2361	393.5

Field Goals	fg	pct.	01-19	20-29	30-39	40-49	50-99	lg	blk
NUSS, Ryan	3-6	50.0	0-0	2-2	1-2	0-1	0-1	35	2
RINELLA, Alex	0-1	0.0	0-0	0-0	0-0	0-0	0-1	0	0

Punting	no.	yds	avg	lg	tb	fc	i2050+	blk
RINELLA, Alex	36	133	37.1	49	2	20	13	0
Total	36	133	37.1	49	2	20	13	0
Opponents	30	118	39.4	55	0	14	14	2

FG Sequence	WKU	Opponents
Wisconsin	(25)	(39),(42)
Maine	48	(37)
LOUISVILLE	32,(35),51	(23),(23)
Ball State	-	(43),(25)
Marshall	(23)	(35),33,(21)
Charlotte	50	(33),33,(51),32

Kickoffs	no.	yds	avg	tb	ob	retn	net	ydIn
RINELLA, Alex	23	138	60.0	7	0			
Total	23	138	60.0	7	0	23.6	38.0	26
Opponents	36	221	61.5	18	0	21.2	40.2	24

Numbers in (parentheses) indicate field goal was made.





2018 WKU Football  
WKU Overall Individual Statistics (as of Oct 13, 2018)  
All games



All Purpose	g	rush	rcv	pr	kr	ir	total	avg/g
SLOAN, Jacq	6	4	287	0	53	0	344	57.3
LAFRANCE,	6	78	132	0	130	0	340	56.7
JACKSON, L	6	1	334	0	0	0	335	55.8
SAMUEL, Jo	6	231	6	0	0	0	237	39.5
JERNIGHAN,	6	0	237	0	0	0	237	39.5
DEANE, Mik'	6	5	190	0	0	0	195	32.5
FOURTENBA	6	0	179	0	0	0	179	29.8
FERBY, D'An	4	102	15	0	0	0	117	29.2
DUNCAN, St	4	71	0	0	0	0	71	17.8
DARDEN, T.	6	0	0	0	69	0	69	11.5
RUFFIN, Dio	6	0	0	0	66	0	66	11.0
APPLEBERR	6	46	20	0	0	0	66	11.0
LANE, Xavier	5	0	55	0	0	0	55	11.0
SHANLEY, D	4	48	0	0	0	0	48	12.0
FARRIS, DeA	6	0	0	0	0	47	47	7.8
KEY, Devon	6	0	0	0	0	45	45	7.5
PEARSON, J	5	1	38	0	0	0	39	7.8
WHYTE, Mas	6	0	0	0	0	27	27	4.5
CRAY, Roger	6	0	0	23	0	0	23	3.8
LEACH, Kris	6	0	17	0	0	0	17	2.8
THOMAS, Ke	2	15	0	0	0	0	15	7.5
GREENE, Dr	6	0	0	14	0	0	14	2.3
TRIGG, Marq	3	12	0	0	0	0	12	4.0
HENDERSO	6	11	0	0	0	0	11	1.8
ECKELS, Dre	2	7	0	0	0	0	7	3.5
WITCHOSKE	5	0	7	0	0	0	7	1.4
TEAM	3	-3	0	0	0	0	-3	-1.0
Total	6	629	1517	37	318	119	2620	436.7
Opponents	6	1024	1337	44	330	76	2811	468.5



**2018 WKU Football**  
**WKU Overall Defensive Statistics (as of Oct 13, 2018)**  
**All games**



##	Defensive Leaders	gp	Tackles				Sacks	Pass defense			Fumbles		blkd	
			ua	a	tot	tfl/yds		no-yds	int-yds	brup	qbh	rcv-yds	ff	kick
44	HOLT, Ben	6	25	26	51	6.0-17	1.5-8	.	2	5	.	1	.	.
15	DARDEN, T.	6	25	18	43	2.0-3	.	1-0	6	2	.	1	.	.
9	GREENE, Drell	6	29	11	40	.	.	.	1	.	2-10	.	.	.
25	WHYTE, Masai	6	13	22	35	3.5-12	2.0-10	1-27	2	1	.	.	.	.
2	KEY, Devon	6	20	15	35	2.5-6	.	1-45	5	.	.	.	.	.
10	MALONE, D.	6	15	10	25	3.5-12	1.5-6	1-0	.	6	.	.	.	.
34	JONES, Juwuan	6	3	15	18	1.5-2	0.5-1	.	1	3	.	.	.	.
22	FARRIS, DeAndre	6	14	4	18	1.0-1	.	1-47	5	.	.	.	.	.
36	BAILEY, Kyle	6	7	10	17	.	.	.	1	.	.	.	.	.
24	CRAY, Roger	6	11	4	15	1.0-1	.	.	1	.	.	.	.	.
90	GEORGE, Jaylon	6	7	8	15	3.5-21	2.0-18	.	.	1	.	.	.	.
31	KINCADE, Antwon	5	7	6	13	.	.	.	1	.	.	1	.	.
3D	BROWN, Eli	5	8	5	13	2.0-6	.	.	1	.	.	.	.	.
26	RUFFIN, Dionte	6	10	2	12	.	.	.	1	.	.	.	.	.
55	SAYNER, Evan	6	.	6	6	1.0-2	.	.	.	3	.	.	.	.
53	DARVIN, Jeremy	6	3	3	6	1.5-9	1.5-9	.	.	1	1-0	.	.	.
96	LEWIS, Julien	6	1	4	5	1.0-2	1.0-2	.	.	.	.	.	1	.
2D	WALKER, Gaej	6	1	4	5	1.0-3	.	.	.	.	.	.	.	.
4D	MOBLEY, D.	5	2	3	5	.	.	.	.	1	.	.	.	.
43	JORDAN, Carson	6	1	4	5	.	.	.	.	.	.	.	.	.
5D	ROGERS-AND., L.	6	2	1	3	.	.	.	.	.	.	.	.	.
17	JACKSON, Canon	5	3	.	3	.	.	.	.	.	.	.	.	.
93	CRAWFORD, R.	4	1	1	2	.	.	.	.	.	.	.	.	.
11	JACKSON, Lucky	6	2	.	2	.	.	.	.	.	.	.	.	.
39	RINELLA, Alex	6	2	.	2	.	.	.	.	.	.	.	.	.
63	PATE, Miles	6	1	.	1	.	.	.	.	.	.	.	.	.
4L	HENDERSON, Rex	6	1	.	1	.	.	.	.	.	.	.	.	.
7	PEARSON, J.	5	1	.	1	.	.	.	.	.	.	.	.	.
58	QUINCY, DeVon	5	1	.	1	.	.	.	.	.	.	.	.	.
18	MCCLENDON, K.	1	.	.	.	.	.	.	.	.	.	.	1	.
90	LANE, Xavier	5	.	.	.	.	.	.	1	.	.	.	.	.
32	FERBY, D'Andre	4	.	.	.	.	.	.	1	.	.	.	.	.
Total		6	216	182	398	31-97	10-54	5-119	29	23	3-10	3	2	.
Opponents		6	239	185	424	35-152	17-105	5-76	22	20	5-50	8	2	.



**2018 WKU Football**  
**WKU Team Game-by-Game (as of Oct 13, 2018)**  
**All games**



TEAM STATISTICS

Date	Opponent	Rushing				Receiving				Passing				Kick Returns				Punt Returns				tot off		
		no.	yds	td	lg	no.	yds	td	lg	cmp	att	int	yds	td	lg	no.	yds	td	lg	no.	yds		td	lg
Aug 31	at Wisconsin	34	124	0	15	17	181	0	48	17	30	1	181	0	48	0	0	0	0	1	-2	0	0	305
Sep 8	MAINE	31	42	0	15	23	347	3	75	23	41	0	347	3	75	5	120	0	34	1	2	0	2	389
Sep 15	at LOUISVILLE	43	168	1	17	25	260	1	31	25	38	1	260	1	31	4	88	0	37	3	23	0	13	428
Sep 22	at Ball State	40	192	2	27	25	252	2	41	25	35	0	252	2	41	3	59	0	22	0	0	0	0	444
Sep 29	MARSHALL	32	61	1	12	24	263	1	60	24	39	1	263	1	60	1	13	0	13	2	14	0	15	324
Oct 13	at Charlotte	17	42	1	15	27	214	1	42	27	39	2	214	1	42	2	38	0	21	0	0	0	0	256
WKU		197	629	5	27	141	1517	8	75	141	222	5	1517	8	75	15	318	0	37	7	37	0	15	2146
		230	1024	9	47	101	1337	9	51	101	191	5	1337	9	51	14	330	0	48	4	44	0	36	2361

Games: 6 • Avg/rush: 3.2 • Avg/catch: 10.8 • Pass effic: 128.30 • KR avg: 21.2 • PR avg: 5.3 • All purpose avg/game: 436.7 • Total offense a

Date	Opponent	Tackles				Sacks no-yds	Fumble		Pass Defense			blkd kick	PAT Attempts			off								
		ua	a	total	tfl-yds		ff	fr-yds	int-yds	qbh	brup		kick	rush	rcv	saf	t/o	pts						
Aug 3	at Wisconsin	30	42	72	5.0-21	3.0-18	1	1-10	0-0	3	4	0	0-0	0	0	0	0	0	0	0	0	0	0	3
Sep 8	MAINE	33	34	67	8.0-21	3.0-11	0	0-0	1-45	4	8	0	4-4	0	0	0	0	0	0	0	7	28		
Sep 1	at LOUISVILLE	36	24	60	8.0-24	1.0-6	1	0-0	1-0	2	2	0	2-2	0	0	0	0	0	0	0	7	17		
Sep 2	at Ball State	26	44	70	4.0-13	1.0-7	0	0-0	0-0	6	7	0	4-4	0	0	0	0	0	0	0	7	28		
Sep 2	MARSHALL	44	12	56	4.0-5	1.0-1	0	1-0	3-74	5	6	1	2-2	0	0	0	0	0	0	7	17			
Oct 13	at Charlotte	47	26	73	2.0-13	1.0-11	1	1-0	0-0	3	2	1	2-2	0	0	0	0	0	0	0	0	14		
WKU		216	182	398	31.0-97	10.0-54	3	3-10	5-119	23	29	2	14-14	0	0	0	0	21	107					
		239	185	424	35.0-152	17.0-105	8	5-50	5-76	20	22	2	18-18	0	0	0	0	30	165					

Date	Opponent	Punting								Field Goals			Kickoffs					
		no.	yds	avg	long	blkd	tb	fc	50+	i20	md-att	long	blkd	no.	yds	avg	tb	ob
Aug 3	at Wisconsin	6	211	35.2	37	0	0	3	0	1	1-1	25	0	2	125	62.5	0	0
Sep 8	MAINE	9	334	37.1	49	0	1	5	0	2	0-1	0	1	5	306	61.2	3	0
Sep 1	at LOUISVILLE	4	153	38.2	44	0	0	3	0	1	1-3	35	1	4	260	65.0	3	0
Sep 2	at Ball State	5	192	38.4	45	0	1	4	0	3	0-0	0	0	5	297	59.4	1	0
Sep 2	MARSHALL	8	305	38.1	46	0	0	2	0	4	1-1	23	0	4	234	58.5	0	0
Oct 13	at Charlotte	4	142	35.5	41	0	0	3	0	2	0-1	0	0	3	158	52.7	0	0
WKU		36	1337	37.1	49	0	2	20	0	13	3-7	35	2	23	1380	60.0	7	0
		30	1183	39.4	55	0	0	14	2	14	11-14	51	2	36	2214	61.5	18	0



**2018 WKU Football**  
**WKU Opponent Game-by-Game (as of Oct 13, 2018)**  
**All games**



OPPONENT STATISTICS

Date	Opponent	Rushing				Receiving				Passing				Kick Returns				Punt Returns				tot off		
		no.	yds	td	lg	no.	yds	td	lg	cmp	att	int	yds	td	lg	no.	yds	td	lg	no.	yds		td	lg
Aug 31	at Wisconsin	39	234	2	47	17	257	2	43	17	31	0	257	2	43	2	45	0	30	0	0	0	0	491
Sep 8	MAINE	41	142	0	22	12	182	3	51	12	29	1	182	3	51	2	32	0	17	1	4	0	4	324
Sep 15	at LOUISVILLE	38	204	2	21	10	88	0	31	10	21	1	88	0	31	1	19	0	19	1	36	0	36	292
Sep 22	at Ball State	29	120	1	28	27	285	1	34	27	45	0	285	1	34	3	94	0	48	0	0	0	0	405
Sep 29	MARSHALL	33	113	0	20	18	288	2	40	18	39	3	288	2	40	4	103	0	30	1	1	0	1	401
Oct 13	at Charlotte	50	211	4	35	17	237	1	31	17	26	0	237	1	31	2	37	0	22	1	3	0	3	448
Opponents		230	1024	9	47	101	1337	9	51	101	191	5	1337	9	51	14	330	0	48	4	44	0	36	2361
		197	629	5	27	141	1517	8	75	141	222	5	1517	8	75	15	318	0	37	7	37	0	15	2146

Games: 6 • Avg/rush: 4.5 • Avg/catch: 13.2 • Pass effic: 121.99 • KR avg: 23.6 • PR avg: 11.0 • All purpose avg/game: 468.5 • Total offense

Date	Opponent	Tackles				Sacks no-yds	Fumble		Pass Defense			blkd kick	PAT Attempts			off							
		ua	a	total	tfl-yds		ff	fr-yds	int-yds	qbh	brup		kick	kick	rush	rcv	saf	t/o	pts				
Aug 3	at Wisconsin	38	24	62	4.0-12	1.0-5	1	1-0	1-0	2	3	0	4-4	0	0	0	0	0	0	0	0	0	34
Sep 8	MAINE	34	37	71	7.0-46	6.0-42	2	1-50	0-0	3	4	1	4-4	0	0	0	0	0	0	0	7	31	
Sep 1	at LOUISVILLE	50	42	92	4.0-24	3.0-20	0	0-0	1-25	2	2	1	2-2	0	0	0	0	0	0	0	0	20	
Sep 2	at Ball State	38	42	80	3.0-14	1.0-8	2	0-0	0-0	3	3	0	2-2	0	0	0	0	0	0	0	0	20	
Sep 2	MARSHALL	50	12	62	11.0-34	4.0-16	3	2-0	1-24	5	8	0	2-2	0	0	0	0	0	0	3	20		
Oct 13	at Charlotte	29	28	57	6.0-22	2.0-14	0	1-0	2-27	5	2	0	4-4	0	0	0	0	0	0	20	40		
Opponents		239	185	424	35.0-152	17.0-105	8	5-50	5-76	20	22	2	18-18	0	0	0	0	0	0	30	165		
		216	182	398	31.0-97	10.0-54	3	3-10	5-119	23	29	2	14-14	0	0	0	0	0	0	21	107		

Date	Opponent	Punting								Field Goals			Kickoffs					
		no.	yds	avg	long	blkd	tb	fc	50+	i20	md-att	long	blkd	no.	yds	avg	tb	ob
Aug 3	at Wisconsin	4	158	39.5	49	0	0	2	0	3	2-2	42	0	7	455	65.0	7	0
Sep 8	MAINE	9	343	38.1	46	0	0	5	0	4	1-1	37	0	6	370	61.7	1	0
Sep 1	at LOUISVILLE	5	203	40.6	43	0	0	2	0	2	2-2	23	0	5	322	64.4	1	0
Sep 2	at Ball State	4	152	38.0	45	0	0	2	0	1	2-2	43	0	5	263	52.6	0	0
Sep 2	MARSHALL	7	286	40.9	55	0	0	2	2	3	2-3	35	1	5	318	63.6	4	0
Oct 13	at Charlotte	1	41	41.0	41	0	0	1	0	1	2-4	51	1	8	486	60.8	5	0
Opponents		30	1183	39.4	55	0	0	14	2	14	11-14	51	2	36	2214	61.5	18	0
		36	1337	37.1	49	0	2	20	0	13	3-7	35	2	23	1380	60.0	7	0



**2018 WKU Football**  
**WKU By-Quarter Statistics (as of Oct 13, 2018)**  
**All games**



3rd-Down Conversions

Date	Opponent	Score	Overall		1st Qtr		2nd Qtr		3rd Qtr		4th Qtr		Overtime	
Aug 31, 201	at Wisconsin	L 3-34	5-16	31.2	1-3	33.3	0-4	0.0	1-4	25.0	3-5	60.0		
Sep 8, 2018	MAINE	L 28-31	3-16	18.8	0-1	0.0	1-5	20.0	1-6	16.7	1-4	25.0		
Sep 15, 201	at LOUISVILLE	L 17-20	9-17	52.9	4-6	66.7	0-2	0.0	2-4	50.0	3-5	60.0		
Sep 22, 201	at Ball State	28-20	9-15	60.0	2-4	50.0	2-4	50.0	2-2	100.0	3-5	60.0		
Sep 29, 201	MARSHALL	L 17-20	4-16	25.0	1-6	16.7	2-5	40.0	0-2	0.0	1-3	33.3		
Oct 13, 201	at Charlotte	L 14-40	3-9	33.3	1-2	50.0	0-2	0.0	0-2	0.0	2-3	66.7		
	WKU		33-89	37.1	9-22	40.9	5-22	22.7	6-20	30.0	13-25	52.0	0-0	0.0
	Opponents		33-84	39.3	4-17	23.5	7-22	31.8	10-20	50.0	12-25	48.0	0-0	0.0

4th-Down Conversions

Date	Opponent	Score	Overall		1st Qtr		2nd Qtr		3rd Qtr		4th Qtr		Overtime	
Aug 31, 201	at Wisconsin	L 3-34	1-2	50.0	0-0	0.0	0-0	0.0	0-1	0.0	1-1	100.0		
Sep 8, 2018	MAINE	L 28-31	0-2	0.0	0-0	0.0	0-1	0.0	0-1	0.0	0-0	0.0		
Sep 15, 201	at LOUISVILLE	L 17-20	0-1	0.0	0-0	0.0	0-0	0.0	0-0	0.0	0-1	0.0		
Sep 22, 201	at Ball State	28-20	1-1	100.0	0-0	0.0	0-0	0.0	0-0	0.0	1-1	100.0		
Sep 29, 201	MARSHALL	L 17-20	0-2	0.0	0-0	0.0	0-2	0.0	0-0	0.0	0-0	0.0		
Oct 13, 201	at Charlotte	L 14-40	0-1	0.0	0-0	0.0	0-0	0.0	0-0	0.0	0-1	0.0		
	WKU		2-9	22.2	0-0	0.0	0-3	0.0	0-2	0.0	2-4	50.0	0-0	0.0
	Opponents		4-6	66.7	1-1	100.0	0-1	0.0	0-1	0.0	3-3	100.0	0-0	0.0

Time of Possession

Date	Opponent	Score	Overall	1st Qtr	2nd Qtr	3rd Qtr	4th Qtr	Overtime
Aug 31, 201	at Wisconsin	L 3-34	25:57	6:08	5:32	6:33	7:44	
Sep 8, 2018	MAINE	L 28-31	26:51	4:30	8:54	8:44	4:43	
Sep 15, 201	at LOUISVILLE	L 17-20	35:24	11:54	5:08	9:00	9:22	
Sep 22, 201	at Ball State	28-20	31:24	7:40	7:14	6:24	10:06	
Sep 29, 201	MARSHALL	L 17-20	29:48	11:24	8:04	6:33	3:47	
Oct 13, 201	at Charlotte	L 14-40	21:19	8:16	5:44	2:15	5:04	
	WKU	Total	170:43	49:52	40:36	39:29	40:46	0:00
		Avg.	28:27	8:18	6:46	6:34	6:47	0:00
	Opponents	Total	189:17	40:08	49:24	50:31	49:14	0:00
		Avg.	31:32	6:41	8:14	8:25	8:12	0:00





**2018 WKU Football**  
**WKU Red-Zone Results (as of Oct 13, 2018)**  
**All games**



WKU Inside Opponent Red-Zone

Date	Opponent	Score	Times In RZ	Times Score	Total Pts	Rush TDs	Pass TDs	FGs Made	Failed to score inside RZ					
									FGA	Dow	Int	Fum	Half	Gam
Aug 31, 201	at Wisconsin	L 3-34	4	1	3	0	0	1	0	1	1	1	0	0
Sep 8, 2018	MAINE	L 28-31	0	0	0	0	0	0	0	0	0	0	0	0
Sep 15, 201	at LOUISVILLE	L 17-20	4	3	17	2	1	1	1	0	0	0	0	0
Sep 22, 201	at Ball State	28-20	4	4	28	4	2	2	0	0	0	0	0	0
Sep 29, 201	MARSHALL	L 17-20	4	3	17	2	1	1	1	0	0	0	1	0
Oct 13, 201	at Charlotte	L 14-40	2	2	14	2	1	1	0	0	0	0	0	0
Totals			18	13	79	10	5	5	3	1	1	1	2	0
13 of 18 (72.2%)														

Opponents Inside WKU Red-Zone

Date	Opponent	Score	Times In RZ	Times Score	Total Pts	Rush TDs	Pass TDs	FGs Made	Failed to score inside RZ					
									FGA	Dow	Int	Fum	Half	Gam
Aug 31, 201	at Wisconsin	L 3-34	2	2	10	1	0	1	1	0	0	0	0	0
Sep 8, 2018	MAINE	L 28-31	2	2	10	1	0	1	1	0	0	0	0	0
Sep 15, 201	at LOUISVILLE	L 17-20	4	4	20	2	2	0	2	0	0	0	0	0
Sep 22, 201	at Ball State	28-20	3	3	17	2	1	1	1	0	0	0	0	0
Sep 29, 201	MARSHALL	L 17-20	3	2	6	0	0	0	2	1	0	0	0	0
Oct 13, 201	at Charlotte	L 14-40	7	5	31	4	3	1	1	2	0	0	0	0
Totals			21	18	94	10	6	4	8	3	0	0	0	0
18 of 21 (85.7%)														



2018 WKU Football  
WKU Game Superlatives (as of Oct 13, 2018)  
All games



INDIVIDUAL GAME HIGHS

Rushes	19	SAMUEL, Joshua at Ball State (Sep 22, 2018)
Yards Rushing	91	SAMUEL, Joshua at Ball State (Sep 22, 2018)
TD Rushes	1	SHANLEY, Davis at LOUISVILLE (Sep 15, 2018)
	1	SAMUEL, Joshua at Ball State (Sep 22, 2018)
	1	APPLEBERRY, G. at Ball State (Sep 22, 2018)
	1	DUNCAN, Steven vs Marshall (Sep 29, 2018)
	1	THOMAS, Kevaris at Charlotte (Oct 13, 2018)
Long Rush	27	DUNCAN, Steven at Ball State (Sep 22, 2018)
Pass attempts	41	ECKELS, Drew vs Maine (Sep 8, 2018)
Pass completions	24	DUNCAN, Steven vs Marshall (Sep 29, 2018)
Yards Passing	347	ECKELS, Drew vs Maine (Sep 8, 2018)
TD Passes	3	ECKELS, Drew vs Maine (Sep 8, 2018)
Long Pass	75	ECKELS, Drew vs Maine (Sep 8, 2018)
Receptions	8	JACKSON, Lucky at Ball State (Sep 22, 2018)
Yards Receiving	115	JACKSON, Lucky vs Maine (Sep 8, 2018)
TD Receptions	2	JACKSON, Lucky vs Maine (Sep 8, 2018)
	2	DEANE, Mik'Quan at Ball State (Sep 22, 2018)
Long Reception	75	LAFRANCE, G. vs Maine (Sep 8, 2018)
Field Goals	1	NUSS, Ryan at Wisconsin (Aug 31, 2018)
	1	NUSS, Ryan at LOUISVILLE (Sep 15, 2018)
	1	NUSS, Ryan vs Marshall (Sep 29, 2018)
Long Field Goal	35	NUSS, Ryan at LOUISVILLE (Sep 15, 2018)
Punts	9	RINELLA, Alex vs Maine (Sep 8, 2018)
Punting Avg	38.4	RINELLA, Alex at Ball State (Sep 22, 2018)
Long Punt	49	RINELLA, Alex vs Maine (Sep 8, 2018)
Punts inside 20	4	RINELLA, Alex vs Marshall (Sep 29, 2018)
Long Punt Return	15	GREENE, Drell vs Marshall (Sep 29, 2018)
Long Kickoff Return	37	DARDEN, T. at LOUISVILLE (Sep 15, 2018)
Tackles	12	DARDEN, T. at Ball State (Sep 22, 2018)
	12	HOLT, Ben at Ball State (Sep 22, 2018)
Sacks	1.5	MALONE, D. vs Maine (Sep 8, 2018)
Tackles For Loss	2.5	HOLT, Ben vs Maine (Sep 8, 2018)
Interceptions	1	KEY, Devon vs Maine (Sep 8, 2018)
	1	MALONE, D. at LOUISVILLE (Sep 15, 2018)
	1	DARDEN, T. vs Marshall (Sep 29, 2018)
	1	FARRIS, DeAndre vs Marshall (Sep 29, 2018)
	1	WHYTE, Masai vs Marshall (Sep 29, 2018)



**2018 WKU Football**  
**WKU Game Superlatives (as of Oct 13, 2018)**  
**All games**



**TEAM GAME HIGHS**

Rushes	43	at LOUISVILLE (Sep 15, 2018)
Yards Rushing	192	at Ball State (Sep 22, 2018)
Yards Per Rush	4.8	at Ball State (Sep 22, 2018)
TD Rushes	2	at Ball State (Sep 22, 2018)
Pass attempts	41	vs Maine (Sep 8, 2018)
Pass completions	27	at Charlotte (Oct 13, 2018)
Yards Passing	347	vs Maine (Sep 8, 2018)
Yards Per Pass	8.5	vs Maine (Sep 8, 2018)
TD Passes	3	vs Maine (Sep 8, 2018)
Total Plays	81	at LOUISVILLE (Sep 15, 2018)
Total Offense	444	at Ball State (Sep 22, 2018)
Yards Per Play	5.9	at Ball State (Sep 22, 2018)
Points	28	vs Maine (Sep 8, 2018)
	28	at Ball State (Sep 22, 2018)
Sacks By	3	at Wisconsin (Aug 31, 2018)
	3	vs Maine (Sep 8, 2018)
First Downs	29	at Ball State (Sep 22, 2018)
Penalties	11	at Ball State (Sep 22, 2018)
Penalty Yards	102	at Ball State (Sep 22, 2018)
Turnovers	3	vs Marshall (Sep 29, 2018)
	3	at Charlotte (Oct 13, 2018)
Interceptions By	3	vs Marshall (Sep 29, 2018)
Punts	9	vs Maine (Sep 8, 2018)
Punting Avg	38.4	at Ball State (Sep 22, 2018)
Long Punt	49	vs Maine (Sep 8, 2018)
Punts inside 20	4	vs Marshall (Sep 29, 2018)
Long Punt Return	15	vs Marshall (Sep 29, 2018)



**2018 WKU Football**  
**WKU Game Superlatives (as of Oct 13, 2018)**  
**All games**



**OPPONENT INDIVIDUAL GAME HIGHS**

Rushes	21	Fitzpatrick, Jo, vs Maine (Sep 8, 2018)
	21	Cunningham, Mal, at LOUISVILLE (Sep 15, 2018)
Yards Rushing	145	Taylor, J., at Wisconsin (Aug 31, 2018)
TD Rushes	2	Taylor, J., at Wisconsin (Aug 31, 2018)
	2	Williams, Dae, at LOUISVILLE (Sep 15, 2018)
	2	LEMAY, Benny, at Charlotte (Oct 13, 2018)
Long Rush	47	Taylor, J., at Wisconsin (Aug 31, 2018)
Pass attempts	45	NEAL, Riley, at Ball State (Sep 22, 2018)
Pass completions	27	NEAL, Riley, at Ball State (Sep 22, 2018)
Yards Passing	288	GREEN, Isaiah, vs Marshall (Sep 29, 2018)
TD Passes	3	Ferguson, Chris, vs Maine (Sep 8, 2018)
Long Pass	51	Ferguson, Chris, vs Maine (Sep 8, 2018)
Receptions	9	HALL, Justin, at Ball State (Sep 22, 2018)
	9	TUCKER, Victor, at Charlotte (Oct 13, 2018)
Yards Receiving	162	BRADY, Tyre, vs Marshall (Sep 29, 2018)
TD Receptions	2	Wright, Micah, vs Maine (Sep 8, 2018)
	2	BRADY, Tyre, vs Marshall (Sep 29, 2018)
Long Reception	51	Jefferson, Ramo, vs Maine (Sep 8, 2018)
Field Goals	2	Gagianone, R., at Wisconsin (Aug 31, 2018)
	2	Creque, Bla., at LOUISVILLE (Sep 15, 2018)
	2	HAGEE, Morgan, at Ball State (Sep 22, 2018)
	2	ROHRWASSER, J., vs Marshall (Sep 29, 2018)
	2	CRUZ, Jonathan, at Charlotte (Oct 13, 2018)
Long Field Goal	51	CRUZ, Jonathan, at Charlotte (Oct 13, 2018)
Punts	9	Gelb, David, vs Maine (Sep 8, 2018)
Punting Avg	41.0	CORBETT, Kyle, at Charlotte (Oct 13, 2018)
Long Punt	55	LEFEVRE, Robert, vs Marshall (Sep 29, 2018)
Punts inside 20	4	Gelb, David, vs Maine (Sep 8, 2018)
Long Punt Return	36	Burns, Rod., at LOUISVILLE (Sep 15, 2018)
Long Kickoff Return	48	DUNNER, Malik, at Ball State (Sep 22, 2018)
Tackles	12	Sheffield, Ster, vs Maine (Sep 8, 2018)
Sacks	2.0	Nelson, Mozai, vs Maine (Sep 8, 2018)
	2.0	BEE, Ryan, vs Marshall (Sep 29, 2018)
Tackles For Loss	2.0	WHITE, Jacob, at Ball State (Sep 22, 2018)
	2.0	GANT, Malik, vs Marshall (Sep 29, 2018)
	2.0	BEE, Ryan, vs Marshall (Sep 29, 2018)
	2.0	TYLER, Ty, vs Marshall (Sep 29, 2018)
Interceptions	2	FOGGIE, Juwan, at Charlotte (Oct 13, 2018)



**2018 WKU Football**  
**WKU Game Superlatives (as of Oct 13, 2018)**  
**All games**



**OPPONENT TEAM GAME HIGHS**

Rushes	50	at Charlotte (Oct 13, 2018)
Yards Rushing	234	at Wisconsin (Aug 31, 2018)
Yards Per Rush	6.0	at Wisconsin (Aug 31, 2018)
TD Rushes	4	at Charlotte (Oct 13, 2018)
Pass attempts	45	at Ball State (Sep 22, 2018)
Pass completions	27	at Ball State (Sep 22, 2018)
Yards Passing	288	vs Marshall (Sep 29, 2018)
Yards Per Pass	9.1	at Charlotte (Oct 13, 2018)
TD Passes	3	vs Maine (Sep 8, 2018)
Total Plays	76	at Charlotte (Oct 13, 2018)
Total Offense	491	at Wisconsin (Aug 31, 2018)
Yards Per Play	7.0	at Wisconsin (Aug 31, 2018)
Points	40	at Charlotte (Oct 13, 2018)
Sacks By	6	vs Maine (Sep 8, 2018)
First Downs	28	at Charlotte (Oct 13, 2018)
Penalties	10	at Ball State (Sep 22, 2018)
Penalty Yards	120	at Ball State (Sep 22, 2018)
Turnovers	4	vs Marshall (Sep 29, 2018)
Interceptions By	2	at Charlotte (Oct 13, 2018)
Punts	9	vs Maine (Sep 8, 2018)
Punting Avg	41.0	at Charlotte (Oct 13, 2018)
Long Punt	55	vs Marshall (Sep 29, 2018)
Punts inside 20	4	vs Maine (Sep 8, 2018)
Long Punt Return	36	at LOUISVILLE (Sep 15, 2018)





**2018 WKU Football**  
**WKU Games Played (as of Oct 13, 2018)**  
**All games**



##	PLAYER	GP-GS	WIS	MAINE	LOU	BALL	MAR	CHA
8R	APPLEBERRY, G.	6/-	XXX	XXX	XXX	XXX	XXX	XXX
36	BAILEY, Kyle	6/1	START	XXX	XXX	XXX	XXX	XXX
37	BRATHWAITE, A.	1/-	...	...	...	...	...	XXX
77	BROOKS, Mason	3/-	...	...	...	XXX	XXX	XXX
3D	BROWN, Eli	5/-	XXX	XXX	XXX	...	XXX	XXX
28	CAIN, Demetrius	4/-	XXX	XXX	XXX	XXX	...	...
93	CRAWFORD, R.	4/-	XXX	XXX	...	XXX	XXX	...
24	CRAY, Roger	6/5	XXX	START	START	START	START	START
15	DARDEN, T.	6/5	XXX	START	START	START	START	START
53	DARVIN, Jeremy	6/2	START	START	XXX	XXX	XXX	XXX
85	DEANE, Mik'Quan	6/3	XXX	START	XXX	XXX	START	START
1Q	DUNCAN, Steven	4/2	...	...	START	XXX	START	XXX
4	ECKELS, Drew	2/2	START	START	...	...	...	...
22	FARRIS, DeAndre	6/6	START	START	START	START	START	START
32	FERBY, D'Andre	4/1	XXX	START	XXX	...	XXX	...
83	FLOYD, Marcus	4/-	XXX	...	...	XXX	XXX	XXX
42	FOURTENBARY, K.	6/6	START	START	START	START	START	START
90	GEORGE, Jaylon	6/4	XXX	XXX	START	START	START	START
87	GIBSON, Jay	1/-	XXX	...	...	...	...	...
9	GREENE, Drell	6/6	START	START	START	START	START	START
4L	HENDERSON, Rex	6/-	XXX	XXX	XXX	XXX	XXX	XXX
44	HOLT, Ben	6/6	START	START	START	START	START	START
68	HOWELL, Parker	4/3	XXX	...	...	START	START	START
17	JACKSON, Canon	5/-	...	XXX	XXX	XXX	XXX	XXX
11	JACKSON, Lucky	6/6	START	START	START	START	START	START
16	JERNIGHAN, Quin	6/5	START	XXX	START	START	START	START
67	JOEST, Seth	6/6	START	START	START	START	START	START
34	JONES, Juwuan	6/2	XXX	XXX	XXX	XXX	START	START
43	JORDAN, Carson	6/4	START	START	START	START	XXX	XXX
2	KEY, Devon	6/6	START	START	START	START	START	START
31	KINCADE, Antwon	5/1	START	XXX	XXX	...	XXX	XXX
40	KRAUSE, Adam	5/-	...	XXX	XXX	XXX	XXX	XXX
14	LAFRANCE, G.	6/-	XXX	XXX	XXX	XXX	XXX	XXX
90	LANE, Xavier	5/1	START	XXX	XXX	XXX	...	XXX
82	LEACH, Kris	6/-	XXX	XXX	XXX	XXX	XXX	XXX
96	LEWIS, Julien	6/-	XXX	XXX	XXX	XXX	XXX	XXX
99	MADDEN, Jalen	4/-	XXX	XXX	...	XXX	XXX	...
10	MALONE, D.	6/6	START	START	START	START	START	START
18	MCCLENDON, K.	1/-	...	...	...	...	...	XXX
47	MCINTYRE, J.	6/-	XXX	XXX	XXX	XXX	XXX	XXX
61	MEREDITH, J.	5/5	START	START	START	START	START	...
76	MIXON, Preston	1/-	...	...	...	...	XXX	...
4D	MOBLEY, D.	5/-	XXX	XXX	XXX	XXX	XXX	...
6	NIXON, Devin	4/-	...	XXX	XXX	XXX	XXX	...
13	NUSS, Ryan	6/-	XXX	XXX	XXX	XXX	XXX	XXX
63	PATE, Miles	6/6	START	START	START	START	START	START
7	PEARSON, J.	5/-	XXX	...	XXX	XXX	XXX	XXX



2018 WKU Football  
WKU Games Played (as of Oct 13, 2018)  
All games



##	PLAYER	GP-GS	WIS	MAINE	LOU	BALL	MAR	CHA
58	QUINCY, DeVon	5/-	XXX	XXX	...	XXX	XXX	XXX
80	REEDER, Ben	6/-	XXX	XXX	XXX	XXX	XXX	XXX
39	RINELLA, Alex	6/-	XXX	XXX	XXX	XXX	XXX	XXX
5D	ROGERS-AND., L.	6/-	XXX	XXX	XXX	XXX	XXX	XXX
26	RUFFIN, Dionte	6/-	XXX	XXX	XXX	XXX	XXX	XXX
5R	SAMUEL, Joshua	6/4	XXX	XXX	START	START	START	START
55	SAYNER, Evan	6/6	START	START	START	START	START	START
12	SHANLEY, Davis	4/2	XXX	...	XXX	START	...	START
20	SLOAN, Jacquez	6/3	XXX	START	START	START	XXX	XXX
70	SPENCER, Cole	3/3	START	START	START	...	...	...
8	THOMAS, Kevaris	2/-	...	XXX	...	...	...	XXX
5	TRIGG, Marquez	3/1	START	XXX	XXX	...	...	...
50	URQUHART, Trey	1/-	...	...	...	...	XXX	...
2D	WALKER, Gaej	6/-	XXX	XXX	XXX	XXX	XXX	XXX
20	WHARTON, DeVon	3/-	XXX	XXX	...	XXX	...	...
25	WHYTE, Masai	6/6	START	START	START	START	START	START
95	WIGGINS, Heath	6/-	XXX	XXX	XXX	XXX	XXX	XXX
48	WITCHOSKEY, S.	5/-	XXX	XXX	XXX	...	XXX	XXX
74	WITT, Tyler	6/6	START	START	START	START	START	START
33	WRIGHT, Mario	2/-	...	...	...	XXX	...	XXX