



OLD DOMINION

2021-22 WOMEN'S BASKETBALL

3 NATIONAL CHAMPIONSHIPS /// 1,100+ PROGRAM WINS /// 25 NCAA APPEARANCES

2021-22 SCHEDULE/RESULTS

N9	vs. SOUTH CAROLINA ST.	W, 80-52
N14	vs. AUBURN	W, 57-44
N18	vs. GEORGE WASHINGTON	L, 47-45
N21	at VCU	L, 71-48
N26	Saint Joseph's !	W, 67-50
N27	Texas Tech !	W, 59-45
N28	Stetson !	W, 61-51
D5	at William & Mary	W, 68-55
D8	vs. BOWIE STATE	W, 70-29
D12	vs. NORFOLK STATE	W, 76-47
D18	at Appalachian State	W, 85-49
D22	at Temple	W, 71-68
J13	at UTSA *	W, 57-46
J15	at UTEP *	L, 53-48
J17	vs. FLORIDA ATLANTIC *	W, 61-48
J20	vs. RICE *	W, 69-59
J22	vs. NORTH TEXAS *	W, 67-57
J26	vs. CHARLOTTE *	L, 64-61
J29	at Charlotte *	W, 54-45
F3	at Marshall *	W, 62-47
F5	at WKU *	L, 71-57
F7	vs. FIU *	W, 73-61
F10	vs. MIDDLE TENNESSEE *	W, 58-56
F13	at UAB *	W, 81-75
F17	vs. MARSHALL *	L, 64-48
F19	vs. WKU *	W, 75-55
F24	at Florida Atlantic *	W, 70-55
F26	at FIU *	W, 81-69
M2	vs. LA Tech *	6:30 p.m.
M5	at Middle Tennessee *	3 p.m.
M8-12	C-USA Tournament (Frisco, Texas)	

All times Eastern & subject to change

Home games in ALL CAPS

! - Van Chancellor Classic (Katy, Texas)

* - Denotes C-USA Contest

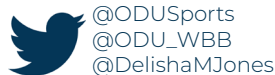
ODU Athletic Communications

Women's Basketball Contact: Matt Wurzbarger

Email: mwurzbur@odu.edu

Phone: 540-392-2711 (C) | 757-683-3395 (O)

ODUSPORTS.COM



OLD DOMINION (22-6, 12-4 C-USA) vs. LA TECH (17-10, 9-7 C-USA)

GAME 29 // MARCH 2 // 6:30 PM ET // CHARTWAY ARENA (NORFOLK, VA.)



OLD DOMINION MONARCHS

Head Coach: DeLisha Milton-Jones

Record at ODU: 35-17 (2nd season)

Career Record: 67-49 (4th season)

2020-21 Record: 13-11 (7-9 C-USA)

Last Game: W, 81-69 vs. FIU

Ranking: N/A

VS.



LA TECH LADY TECHSTERS

Head Coach: Brooke Stoehr

Record at LA Tech: 97-77 (6th season)

Career Record: 168-135 (10th season)

2020-21 Record: 14-10 (8-8 C-USA)

Last Game: W, 62-54 vs. North Texas

Ranking: N/A

SERIES HISTORY

All-Time: ODU trails, 17-10

Last Meeting: W, 77-61 (2/1/20) at ODU

First Meeting: W, 76-65 (3/25/79) at AIAW Title Game

Streak: W2

BROADCAST INFORMATION

Stream: CUSA.tv

Radio: Money Talk 1310 AM

100.9 FM and 97.3 HD2

PXP: Matthew Hatfield

Color: Susan Montgomery

THE STARTING FIVE

- On Feb. 14, head coach DeLisha Milton-Jones was announced as a member of the Women's Basketball Hall of Fame Class of 2022. Milton-Jones boasts an accolade-filled career in the game. She received the Wade Trophy in 1997 as the best player in college basketball and won two Olympic gold medals and two WNBA titles. She is the seventh individual with ODU ties to reach the hall and is just the 13th active DI head coach in the WBHOF.

- ODU used a hot start from the field to down FIU 81-69 on Saturday. The Monarchs shot over 50 percent from the field in the first half and led by 17, 46-29, at the break. Four players reached double figures against the Panthers, led by Iggy Allen's 23. Ajah Wayne (19 points) and Amari Young (12 points) each missed a double-double by a single point, and Mariah Adams chipped in 10 points as well.

- The Monarchs are one of the tightest defensive units in the country this year. ODU entered Tuesday ranked 18th nationally and first in C-USA in scoring defense (54.8). The Monarchs are 51st in field goal percentage defense (.368) and 41st in 3-point field goal percentage defense (.274). ODU is turning teams over 20.43 times per game (17th in DI, 1st in C-USA) while averaging the 25th-most steals per game (10.5) in the country. Additionally, ODU is second in the conference and 50th in DI with 4.3 blocks per game.

- Old Dominion enters Wednesday's game tied with Middle Tennessee for second place in the C-USA East Division, two games behind leader Charlotte. The Monarchs remain in contention for the divisional title and control their own destiny in the hunt for a top-two finish a double-bye into the C-USA Quarterfinals.

- On Feb. 19, 2021 the Monarchs sat at 6-9 overall and 3-8 in Conference USA before ending the season with seven wins in their last nine games. The Monarchs are a combined 29-8 (.784) since that Feb. 19 loss to UAB. Those are the most wins by a C-USA team over that span, and no team in C-USA can match ODU's win percentage since Feb. 19, 2021.

PREVIOUS GAME STARTERS

#	Player	PPG	RPG	APG	MPG
#1	Mariah Adams Sr. G 6-0	6.1	3.0	4.5	31.6
#2	Iggy Allen Gr. G 5-11	15.0	7.7	1.6	30.6
#4	Aziah Hudson Sr. G 5-6	5.1	0.8	0.5	17.3
#14	Ajah Wayne Sr. G/F 5-10	13.5	6.0	1.7	29.7
#23	Amari Young Sr. F 5-11	8.9	5.7	0.9	26.8

QUICK FACTS

General Information

Location: Norfolk, Va. (23529)
 Nickname: Monarchs
 Founded: 1930 (as the Norfolk Division of The College of William & Mary)
 Enrollement: 24,824
 School Colors: Slate Blue (PMS 540)
 Silver (PMS 877)
 Light Blue (PMS 283)
 Home Court: Chartway Arena (8,472)
 Conference: Conference USA
 President: Dr. Brian O. Hemphill (Saint Augustine's)
 Athletic Director: Dr. Camden Wood Selig (Washington & Lee)
 A.D. Office Phone: 757-683-3369
 Sr. Woman Administrator: Carolyn Crutchfield
 Faculty Representative: Stacie Raymer
 Athletic Department Phone: 757-683-3375
 Official Website: ODUSports.com
 Ticket Office Phone: 757-683-4444
 Ticket Office Website: ynotix.com

Program History

First Year: 1969-70
 All-Time: 1,119-476 (.702)
 NCAA Appearances: 25 (Last, 2008)
 NCAA Record: 34-24
 WNIT Appearances: 8 (Last, 2019)
 WNIT Record: 7-8

2021-22 Coaching & Support Staff

Head Coach: DeLisha Milton-Jones
 Record at ODU: 35-17
 Overall Record: 67-49
 Assistant Coach: Shammond Williams
 Assistant Coach & Co-Recruiting Coordinator: Danielle Bell
 Assistant Coach & Co-Recruiting Coordinator: Roland Jones Jr.
 Director of Basketball Operations: Corey Green
 Video Coordinator: Kyle Weakland
 Athletic Trainer: Andilynn Beadles
 Strength Coach: Ryan Hardie
 Academic Advisor: Kristin Eden
 Sport Administrator: Carolyn Crutchfield
 Student Manager: Marcus Gear
 Office Phone Number: 757-683-3401

2020-21 Season In Review

Overall Record: 13-11
 C-USA Record: 7-9
 Postseason: N/A
 C-USA Tournament: Semifinals
 Letterwinners Returning/Lost: 5/5
 Starters Returning/Lost: 4/1
 Newcomers: 10 (5 freshman)

Radio Information

Radio Station: 94.1 WVSP-FM / 1310 WGH-AM
 PBP: Matthew Hatfield
 Analyst: Susan Montgomery (at home)

ROSTER BREAKDOWN

NUMERICAL

No.	NAME	POS.	CL.	HT.	HOMETOWN (HS/PREV. SCHOOL)
0	Joy Campbell	G	So.	5-6	Fontana, Calif. / Etiwanda / UC Riverside
1	Mariah Adams	G	Sr.	6-0	Little Rock, Ark. / eStem
2	Iggy Allen	G	Gr.	5-11	Pompano Beach, Fla. / Dillard / FAU
3	Taleah Washington	G	Jr.	5-7	District Heights, Md. / Forestville / Syracuse
4	Aziah Hudson	G	Sr.	5-6	Baldwin, N.Y. / Baldwin
5	Ashanti Barnes-Williams	F	Fr.	6-1	Norfolk, Va. / Lake Taylor
11	Kaye Clark	G	Jr.	5-7	Milwaukee, Wisc. / Rufus King/ Trinity Valley CC
12	Brianna Jackson	F	Jr.	6-3	Virginia Beach, Va. / Princess Anne
14	Ajah Wayne	G/F	Sr.	5-10	Birmingham, Ala. / Ramsay
20	Maggie Robinson	F	Gr.	6-0	Mobile, Ala. / W.P. Davidson / Shelton State CC
23	Amari Young	F	Sr.	5-11	North Augusta, S.C. / North Augusta
24	Eden Sample	G	Fr.	5-11	Gwinnett, Ga. / Collins Hill
25	Kaylen Nelson	G/F	Fr.	5-11	Tulsa, Okla. / Union
35	Alex Rouse	G	Fr.	5-8	Little Rock, Ark. / Joe T. Robinson
44	Amhyia Moreland	F	Fr.	6-1	Charlotte, N.C. / Zebulon B. Vance

ALPHABETICAL

No.	NAME	POS.	CL.	HT.	HOMETOWN (HS/PREV. SCHOOL)
1	Mariah Adams	G	Sr.	6-0	Little Rock, Ark. / eStem
2	Iggy Allen	G	Gr.	5-11	Pompano Beach, Fla. / Dillard / FAU
5	Ashanti Barnes-Williams	F	Fr.	6-1	Norfolk, Va. / Lake Taylor
0	Joy Campbell	G	So.	5-6	Fontana, Calif. / Etiwanda / UC Riverside
11	Kaye Clark	G	Jr.	5-7	Milwaukee, Wisc. / Rufus King/ Trinity Valley CC
4	Aziah Hudson	G	Sr.	5-6	Baldwin, N.Y. / Baldwin
12	Brianna Jackson	F	Jr.	6-3	Virginia Beach, Va. / Princess Anne
44	Amhyia Moreland	F	Fr.	6-1	Charlotte, N.C. / Zebulon B. Vance
25	Kaylen Nelson	G/F	Fr.	5-11	Tulsa, Okla. / Union
20	Maggie Robinson	F	Gr.	6-0	Mobile, Ala. / W.P. Davidson / Shelton State CC
35	Alex Rouse	G	Fr.	5-8	Little Rock, Ark. / Joe T. Robinson
24	Eden Sample	G	Fr.	5-11	Gwinnett, Ga. / Collins Hill
3	Taleah Washington	G	Jr.	5-7	District Heights, Md. / Forestville / Syracuse
14	Ajah Wayne	G/F	Sr.	5-10	Birmingham, Ala. / Ramsay
23	Amari Young	F	Sr.	5-11	North Augusta, S.C. / North Augusta

COACHES & STAFF

Head Coach	DeLisha Milton-Jones
Assistant Coach	Shammond Williams
Asst. Coach & Co-Recruiting Coord.	Danielle Bell
Asst. Coach & Co-Recruiting Coord.	Roland Jones Jr.
Director of Basketball Operations	Corey Green
Video Coordinator	Kyle Weakland
Sports Performance Coach	Ryan Hardie
Athletic Trainer	Andilynn Beadles

PRONUNCIATION GUIDE

#1 Mariah Adams	muh-RYE-uh
#3 Taleah Washington	tah-LEE-uh
#4 Aziah Hudson	ay-ZHUH
#12 Brianna Jackson	bree-AHN-nuh
#14 Ajah Wayne	ay-ZHUH
#24 Eden Sample	ee-DEN
#35 Alex Rouse	rhyms with house
#44 Amhyia Moreland	uh-MY-uh

BY STATE/COUNTRY

Alabama (2)
 Maggie Robinson
 Ajah Wayne

Arkansas (2)
 Mariah Adams
 Alex Rouse

California (1)
 Joy Campbell

Florida (1)
 Iggy Allen

Georgia (1)
 Eden Sample

Maryland (1)
 Taleah Washington

New York (1)
 Aziah Hudson

North Carolina (1)
 Amhyia Moreland

Oklahoma (1)
 Kaylen Nelson

South Carolina (1)
 Amari Young

Virginia (2)
 Ashanti Barnes-Williams
 Brianna Jackson

Wisconsin (1)
 Kaye Clark

BY POSITION

GUARD (8)
 Mariah Adams
 Iggy Allen
 Joy Campbell
 Kaye Clark
 Aziah Hudson
 Alex Rouse
 Eden Sample
 Taleah Washington

GUARD/FORWARD (2)
 Kaylen Nelson
 Ajah Wayne

FORWARD (5)
 Ashanti Barnes-Williams
 Brianna Jackson
 Amhyia Moreland
 Maggie Robinson
 Amari Young

BY CLASS

GRADUATES (2)
 Iggy Allen
 Maggie Robinson

SENIORS (4)
 Mariah Adams
 Aziah Hudson
 Ajah Wayne
 Amari Young

JUNIORS (3)
 Kaye Clark
 Brianna Jackson
 Taleah Washington

SOPHOMORES (1)
 Joy Campbell

FRESHMAN (5)
 Ashanti Barnes-Williams
 Amhyia Moreland
 Kaylen Nelson
 Alex Rouse
 Eden Sample



DELISHA MILTON-JONES

Experience: Second Season at ODU (fourth season overall)

Alma Mater: Florida, '97

All-Time Record: 67-49 (.578)

ODU Record: 35-17 (.673)

C-USA Record: 19-13 (.594)

CAREER TIMELINE

COACHING HISTORY

OLD DOMINION, Head Coach (2020-present)

SYRACUSE, Assistant Coach (2019-20)

- Helped recruit No. 4 class in the nation
- Wins over No. 5 Louisville and No. 8 Florida State

PEPPERDINE, Head Coach (2017-19)

- WNIT Sweet 16 in '19
- Finished 22-10 in 2018-19, one of the best turnarounds in the country
- 22 wins marked the program's most wins since 2002

PEPPERDINE, Assistant Coach (2016-17)

PLAYING HISTORY

WNBA (1999-2016)

- Fourth pick in the '99 Draft
- 2x WNBA Champion
- 3x WNBA All-Star
- Retired in '16 with most games played in league history with 499

USA BASKETBALL (1998, 1995-96, 1998-00)

- 2x Gold Medalist in '00 & '08
- 2x FIBA World Champion in '98 & '02

FLORIDA (1991-95)

- Florida Gator Hall Of Fame Inductee (2007)
- 1997 Wade Trophy Winner
- 1997 All-American
- 1,858 points scored

EDUCATION

University of Florida ('97)

DeLisha Milton-Jones, the 2022 inductee into the Women's Basketball Hall of Fame with a decorated professional career in the WNBA and overseas and former head coach at Pepperdine University, was announced as the new head coach of the Old Dominion women's basketball program by Director of Athletics Dr. Camden Wood Selig on April 17, 2020.

Milton-Jones guided the Monarchs to a 13-11 overall mark and a Conference USA Tournament Semifinals appearance in 2020-21. She notched her first win on the Monarchs' bench on Dec. 3 with a 70-47 result over William & Mary in ODU's home opener. Just three days later, she picked up another win over an in-state opponent – beating eventual Atlantic 10 champion VCU 81-76 in overtime. The Monarchs closed out the regular season with four wins in their last five games, including a 74-57 triumph on the road at C-USA Champions Middle Tennessee. Milton-Jones' Monarchs carried that momentum with them to Frisco, Texas for the C-USA Tournament. ODU won three games in as many days, including a pair of overtime victories, to reach the semifinals as the No. 6 seed out of the east. ODU took Rice, the west's top seed, to the brink before eventually falling 62-60. In all, the Monarchs were 7-2 in their final nine games.

Under the tutelage of Milton-Jones, three Monarchs earned significant accolades in 2020-21. Victoria Morris and Amari Young both placed on the all-conference second team. Young was also on the C-USA All-Defensive Team and the VaSID All-State Second Team. Wayne played her way on to the C-USA All-Tournament Team. ODU also found success in the classroom in 2020-21 with nine players featured on the Conference USA Commissioner's Honor Roll.

Milton-Jones has excelled at every stop of her basketball career. She started her college coaching career as an assistant at Pepperdine in 2016-17. After one season, she moved into the head coaching role and led the program to unprecedented success. In the 2017-18 season, she guided Pepperdine to 10 wins, the most at the Malibu school since 2012. In her second year, the Waves finished 22-10, winning 12 more games than the previous year in one of the best turnarounds in the country. The Waves' 22 victories in 2018-19 also marked the program's most since 2002. Pepperdine earned a WNIT bid for the program's first postseason tournament appearance, and then advanced to the Sweet 16 with wins over St. Mary's and Cal Baptist.

She left Pepperdine for the assistant coaching role at Syracuse following the 2019 WNIT run. Milton-Jones joined the staff of veteran head coach Quentin Hillsman. With Milton-Jones on the bench, the Orange put together a 16-15 mark, highlighted by wins over No. 5 Louisville and No. 8 Florida State.

Milton-Jones's coaching career followed a long and successful professional and international basketball career. Drafted fourth in the 1999 WNBA draft, she played 17 years in the league, retiring from the WNBA in 2016 after setting the record for most games played in league history with 499, which was later broken by WNBA great Sue Bird. She helped lead the Los Angeles Sparks to back-to-back WNBA Championships in 2001 and 2002. She was selected to the WNBA All-Star team in 2000, 2004 and 2007. In all, Milton-Jones played for Atlanta, New York, Washington and San Antonio, in addition to Los Angeles. Her 5,571 career points still rank ninth in WNBA history. She also made stops in Spain, Italy, Turkey, South Korea, the Czech Republic and Russia to play professionally.

On the international stage, Milton-Jones helped the United States win Olympic gold medals in 2000 and 2008. In the latter, she was coached by former ODU legend, Anne Donovan. She missed the 2004 Olympics with an injury. While playing for the national team, Milton-Jones also helped Team USA win FIBA Championships in 1998 and 2002.

Milton-Jones's first venture into coaching came when she was named interim coach of the Los Angeles Stars midway through the 2005 American Basketball Association. She became just the second woman to coach a men's professional basketball team.

Milton-Jones, who played for four years for Carol Ross at Florida, had one of the most remarkable college careers at Florida, capped off her senior year when she was named the 1997 Wade Trophy Winner, the 1997 Honda Award Winner, the 1997 SEC Player of the Year and a First Team All-American selection amongst other highly-touted accolades. She scored 1,858 points during her career, helping the Gators to four straight NCAA tournament appearances. Ironically, her final collegiate game was a 53-51 loss to Old Dominion in the 1997 NCAA Elite Eight. She was named to the Florida Gator Hall of Fame in 2007.



#0
JOY CAMPBELL
5-6 | So. | Guard
Fontana, Calif. | Etiwanda
UC Riverside



#1
MARIAH ADAMS
6-0 | Sr. | Guard
Little Rock, Ark. | eSTEM



#2
IGGY ALLEN
5-11 | Gr. | Guard
Pompano Beach, Fla. | Dillard
Florida Atlantic



#3
TALEAH WASHINGTON
5-7 | Jr. | Guard
District Heights, Md. | Forestville
Syracuse



#4
AZIAH HUDSON
5-6 | Sr. | Guard
Baldwin, N.Y. | Baldwin



#5
ASHANTI BARNES-WILLIAMS
6-1 | Fr. | Forward
Norfolk, Va. | Lake Taylor



#11
KAYE CLARK
5-7 | Jr. | Guard
Milwaukee, Wisc. | Rufus King
Trinity Valley CC



#12
BRIANNA JACKSON
6-3 | Jr. | Forward
Virginia Beach, Va. | Princess Anne
Miami (Fla.)



#14
AJAH WAYNE
5-10 | Sr. | Guard/Forward
Birmingham, Ala. | Ramsay



#20
MAGGIE ROBINSON
6-0 | Gr. | Forward
Mobile, Ala. | W.P. Davidson
Shelton State CC



#23
AMARI YOUNG
5-11 | Sr. | Forward
North Augusta, S.C. | North Augusta



#24
EDEN SAMPLE
5-11 | Fr. | Guard
Gwinnett, Ga. | Collins Hill



#25
KAYLEN NELSON
5-11 | Fr. | Guard
Tulsa, Okla. | Union



#35
ALEX ROUSE
5-8 | Fr. | Guard
Little Rock, Ark. | Joe T. Robinson



#44
AMHYIA MORELAND
6-1 | Fr. | Forward
Charlotte, N.C. | Zebulon B. Vance



DELISHA MILTON-JONES
HEAD COACH
Second Year at ODU; Fourth Overall



SHAMMOND WILLIAMS
ASSISTANT COACH
First Year at ODU



DANIELLE BELL
ASST. COACH & RECRUITING COORD.
First Year at ODU



ROLAND JONES JR.
ASST. COACH & RECRUITING COORD.
Second Year at ODU



COREY GREEN
DIRECTOR OF OPERATIONS
First Year at ODU



KYLE WEAKLAND
VIDEO COORDINATOR
Sixth Year at ODU



ANDILYNN BEADLES
ATHLETIC TRAINER
Third Year at ODU



RYAN HARDIE
SPORTS PERFORMANCE
Fourth Year at ODU

STATS COMPARISON



CATEGORY

Overall Record	22-6	17-10
Points Per Game	64.6	66.7
Opp. Points Per Game	54.8	59.3
Scoring Margin	+9.8	+7.4
Rebounds Per Game	38.4	36.0
Rebounding Margin	+1.9	-0.1
Field Goal Pct.	39.9	42.1
Opp. Field Goal Pct.	36.8	39.0
3 PT Pct.	27.6	29.3
Opp. 3 PT Pct.	27.4	31.6
Free Throw Pct.	64.0	75.9
Assists Per Game	11.9	11.9
Turnovers Per Game	14.9	14.7
Blocked Shots Per Game	4.3	3.0
Steals Per Game	10.5	8.9

NCAA STATISTICAL RANKINGS

Feb. 28, 2022

TEAM RANKINGS (TOP 100)

CATEGORY	STAT	NCAA RANK
Scoring Defense	54.8	18
Turnover Margin	+5.57	17
3Pt Field Goal % Def.	27.4	41
Turnovers Forced	20.43	17
Off. Rebs. Per Game	14.8	26
Steals Per Game	10.5	25
Field Goal % Def.	36.8	51
Free Throw Attempts	530	44
Scoring Margin	+9.9	60
Blocked Shots	120	48
Blocks Per Game	4.3	50
Free Throw Makes	339	92

2021-22 C-USA Preseason Poll (first-place votes)

1. Charlotte (6) – 185 pts
2. **Old Dominion (6) – 173 pts**
- T3. Middle Tennessee (2) – 150 pts
- T3. North Texas – 150 pts
- T3. UTEP – 150 pts
6. LA Tech – 106 pts
7. FIU – 104 pts
8. Rice – 94 pts
9. Marshall – 85 pts
10. Florida Atlantic – 69 pts
11. UAB – 64 pts
12. WKU – 62 pts
13. Southern Miss – 56 pts
14. UTSA – 19 pts

NCAA STATISTICAL RANKINGS

Feb. 28 2022

INDIVIDUAL

PLAYER	CATEGORY	STAT	NCAA RANK
Mariah Adams	Steals	52	116
	Steals Per Game	2.00	120
	Assist Turnover Ratio	1.73	102
	Assists	116	79
	Assists Per Game	4.5	70
Iggy Allen	Points Per Game	15.0	170
	Points	419	127
	Rebounds	215	107
	Rebounds Per Game	7.7	156
Brianna Jackson	Blocked Shots	43	59
	Blocks Per Game	1.54	81
Ajah Wayne	FT Made	90	109
	FT Attempts	127	93

2020-21 C-USA Preseason Team

- *Quincy Noble, North Texas, R-Jr., G
- *Octavia Jett-Wilson, Charlotte, Gr., G
- Iggy Allen, Old Dominion, Gr., G**
- Katia Gallegos, UTEP, So., G
- Savannah Wheeler, Marshall, So, G
- Amari Young, Old Dominion, Sr., F**
- Jada McMillian, Charlotte, Sr., G
- Ajah Wayne, Old Dominion, Sr., G/F**

*Preseason Co-Player of the Year

MONARCH NOTES

SERIES HISTORY

All-Time: ODU trails, 17-10

Last Meeting: W, 77-61 (2/1/20) at ODU

First Meeting: W, 76-65 (3/25/79) at AIAW

Title Game

Streak: W2

Wednesday's game is a meeting of basketball royalty. The Monarchs and Lady Techsters have combined for 2,289 wins and six national titles. ODU and LA Tech have met 27 total times, including three matchups between the top-two teams in the Associated Press Poll.

The first game between these programs was one of those three occasions when top-ranked ODU defeated No. 2 LA Tech 75-65 to win the 1979 AIAW Championship. The Monarchs also bounced the Lady Techsters in the semifinals of the 1980 AIAW Tournament, 73-59, en route to their second consecutive national title. ODU is 2-2 all-time against LA Tech in the AIAW or NCAA Tournament.

The two sides last played in February of 2020, when ODU won 77-61 at home. The Monarchs shot better than 50 percent from the floor, made nine 3-pointers and received 21 points and 16 rebounds from **Amari Young** and 20 points with six 3-pointers from **Aziah Hudson**.

LAST TIME OUT

ODU used a hot start from the field to down FIU 81-69 on Saturday. The Monarchs shot over 50 percent in the first half and led by 17 at the break.

Iggy Allen scored 23 points with four rebounds and a season-high four steals. Allen was joined in double figures by **Ajah Wayne** (19), **Amari Young** (12) and **Mariah Adams** (10), and both Young and Wayne fell one rebound short of a double-double.

Adams recorded six assists on Saturday and turned the ball over just once. She now has 15 assists and one turnover in her last two games.

ODU led 67-48 less than a minute into the fourth, but the Panthers responded with a 16-4 run that made the score 71-64. Allen broke the run with a layup then scored six straight from the foul line to restore ODU's double-digit lead. For the game, the Monarchs went to the foul line 17 times and made 15.

SCOUTING LA TECH

The Lady Techsters are the West Division leaders at 17-10 overall and 9-7 in conference play. LA Tech is coming off wins against Rice and North Texas last weekend.

Anna Larr Roberson scored 44 points on 20-of-28 shooting in a 90-80 double-overtime win against Rice, and Keiunna Walker turned in the fourth triple-double in program history with 27 points, 15 rebounds and 10 assists.

Walker is LA Tech's leading scorer at 18.7 points per game and leads the conference in free throws attempted and made and is third in scoring.

Roberson averages 14.5 points and 8.7 rebounds per game while shooting 51.5 percent from the floor. She ranks second in C-USA in rebounding and ninth in scoring.

As a team, the Lady Techsters shoot 42.1 percent from the field, the third-best mark in the conference.

MILTON-JONES GETS THE CALL FROM THE HALL

Head coach DeLisha Milton-Jones will be headed into the Women's Basketball Hall of Fame as a member of the Class of 2022. Milton-Jones is a two-time Olympic gold medalist and WNBA champion, helping the Los Angeles Sparks go back-to-back in 2001 and 2002. She enjoyed a 17-year career in the league and was a three-time all-star.

Milton-Jones was a decorated player at Florida, winning the Wade Trophy in 1997 as well as receiving SEC Player of the Year and First Team All-America honors that season.

She becomes the seventh individual with ODU ties to make the WBHOF, joining five Monarch legends in Anne Donovan, Nancy Lieberman, Inge Nissen, Marianne Stanley and Ticha Penicheiro and former ODU head coach Nikki McCray-Penson. Milton-Jones is just one of 13 active DI head coaches in the WBHOF.

STANLEY A NAISMITH MEMORIAL HALL OF FAME FINALIST

Former Old Dominion women's basketball head coach Marianne Stanley has been named a finalist for the Naismith Memorial Basketball Hall of Fame Class of 2022, the organization announced on Friday.

Hired by ODU at just 23, Stanley compiled a record of 269-59 (.820) in her 10 years in Norfolk. The Monarchs won back-to-back AIAW national titles in 1979 and 1980 and were NCAA champs in 1985. ODU also won the WNIT with Stanley in 1978.

The Class of 2022 will be announced on April 2.

CLAMPING DOWN

The Monarchs are one of the tightest defensive units in the country this year. ODU entered Tuesday ranked 18th nationally and first in C-USA in scoring defense (54.8). The Monarchs are 51st in field goal percentage defense (.368) and 41st in 3-point field goal percentage defense (.274). ODU is turning teams over 20.43 times per game (17th in DI, 1st in C-USA) while averaging the 25th-most steals per game (10.5) in the country. Additionally, ODU is second in the conference and 50th in DI with 4.3 blocks per game.

Only 11 times this season has an ODU opponent scored more than 55 points in a game. Teams have shot 40 percent or better only nine times against ODU, and five teams have failed to crack the 30-percent mark.

CREDENTIALS

Working press credentials for all Old Dominion basketball games may be secured by contacting the athletic communications office at least two days prior to the desired game. All credentials will be left at the pass gate at Chartway Arena, located at the loading dock entrance on 45th Street across from the parking garage. The credentials must be worn at press row and in the press room. **PARKING PASSES ARE AVAILABLE ON A LIMITED BASIS.** Please contact Matt Wurzburger for credential or parking pass inquiries.

PRESS ROW

Press row is located at courtside. All radio and television broadcasts are originated at courtside. For any assistance during a game, please see Matt Wurzburger, who is located at the end of the scorers' table near the ODU bench.

PRESS ROOM/SERVICES

The Carol R. Hudson Press Room is located under section 107 in Chartway Arena. Outside telephone lines, along with wireless and ethernet connections, are available and may be used on a first-come, first-served basis. The press and media hostess and athletic public relations office assistants are available to assist in the filing of post-game stories. A complete play-by-play as well as halftime (12 column) and post-game (NCAA 16 column) statistics are distributed. Pre-game press packets are available one hour prior to tip-off.

PHOTOGRAPHERS

Only working photographers are allowed at courtside. Credentials must be secured at least two days in advance. All photographers must display their badge at all times. Photographers will have access to the Carol R. Hudson Press Room, which provides ethernet, to work pre-game, during the game and post-game on their photography needs.

RADIO BROADCASTS

Requests to broadcast any ODU game must be approved in advance by the athletic public relations office. Phone lines are available at courtside. For additional lines, please contact Matt Wurzburger or Matt Drexler of Spectra. For reference, ODU women's basketball games are broadcast on ESPN 94.1 FM or Money Talk 1310 AM, if there are scheduling conflicts with ESPN.

INTERVIEWS

Post-game interviews with Coach DeLisha Milton-Jones and select players are conducted in the Carol R. Hudson, Jr. Press Room. These interviews will be conducted only after the 10-minute cooling off period. Interviews with the visiting coach are also conducted in the press room. All interviews with Old Dominion players and coaches during the week must be arranged through the athletic communications office. If media has preference on which players they would like to interview in the press conference, please contact Matt Wurzburger at the final media timeout of the fourth quarter to submit your request.

JUST MONARCHS, PLEASE

Although the women's basketball team used to be referred to as the Lady Monarchs, they now should be referred to as the Monarchs. Additionally, Old Dominion University is our official title but ODU will work just fine when abbreviating the school. Old Dom, Old Domin and other variations are incorrect.

SITUATIONAL RECORDS

STAT	Record (last year)
Home	10-3 (6-6)
Home (C-USA)	6-2 (3-6)
Home (Non-Conference)	4-1 (3-0)
Away	9-3 (4-4)
Away (C-USA)	6-2 (4-3)
Away (Non-Conference)	3-1 (0-1)
Neutral	3-0 (3-1)
Leading after 1Q	15-2 (6-7)
Trailing after 1Q	6-4 (4-4)
Tied after 1Q	1-0 (3-0)
Leading at Half	17-0 (7-4)
Trailing at Half	5-6 (6-6)
Tied at Half	0-0 (0-1)
Leading after 3Q	20-0 (9-4)
Trailing after 3Q	1-6 (4-7)
Tied after 3Q	1-0 (0-0)
Scores < 50	0-4 (0-1)
Scores 50-59	5-1 (2-1)
Scores 60-69	7-1 (0-4)
Scores 70-79	6-0 (7-1)
Scores 80-89	4-0 (3-3)
Scores 90-99	0-0 (1-1)
Scores >100	0-0 (0-0)
Allows < 50	9-1 (3-0)
Allows 50-59	9-1 (4-1)
Allows 60-69	3-2 (1-2)
Allows 70-79	1-2 (4-4)
Allows 80-89	0-0 (1-2)
Allows 90-99	0-0 (0-1)
Allows >100	0-0 (0-1)
FG% >= 40	13-0 (10-5)
FG% < 40	9-6 (3-6)
Opp. FG% >= 40	5-4 (5-8)
Opp. FG% < 40	17-2 (8-3)
FG% > Opp.	17-0 (10-2)
FG% <= Opp.	5-6 (3-9)
3PT Made > Opp.	12-0 (8-4)
3PT Made <= Opp.	10-6 (5-7)
FT% >= 70	8-0 (2-1)
FT% < 70	14-6 (11-10)
FT ATT > Opp.	11-3 (10-2)
FT ATT <= Opp.	11-3 (3-9)
Rebounds > Opp.	15-1 (10-3)
Rebounds <= Opp.	7-5 (3-8)
Assists > Opp.	17-0 (8-4)
Assists <= Opp.	5-6 (5-7)
Turnovers > Opp.	3-1 (4-4)
Turnovers <= Opp.	19-5 (9-6)
Overtime	0-0 (3-3)
OT at Home	0-0 (1-1)
OT on Road	0-0 (0-2)
Top 25	0-0 (0-0)
Top 25 at Home	0-0 (0-0)
Top 25 on Road	0-0 (0-0)

MONARCH NOTES CONTINUED.

The Monarchs have turned a team over 20 or more times on 11 occasions and have forced 30-plus turnovers four times.

Since the Monarchs began conference play, they have held the opposing team's leading scorer below their season average 10 times.

THE TURNING POINT

On Feb. 19, the Monarchs lost a 74-61 home game to UAB, dropping to 6-9 overall and 3-8 in Conference USA. ODU responded with 37-point win over UAB the following day, starting a run of seven wins over the last nine games of the season. The Monarchs are a combined 29-8 (.784) since the Feb. 19 loss to UAB.

ODU's 26 wins are the most by a C-USA team over that span, and no team in C-USA can match ODU's win percentage since Feb. 19.

2020-21 IN REVIEW

The Monarchs posted a 13-11 overall mark in 2020-21, going 7-9 in Conference USA games. ODU turned it on late, going 7-2 in its final nine games of the season. During that stretch, the Monarchs upset eventual C-USA champion Middle Tennessee on the road and won three games in as many nights to reach the semifinals of the conference tournament as the East Division's No. 6 seed.

ODU was strong on the glass last season, ranking fourth in the conference and 48th nationally with 40.5 boards per game. The Monarchs boasted two of the conference's top rebounders in **Amari Young** and **Ajah Wayne**. Young averaged a double-double and was 2nd in C-USA and 18th in DI with 11.2 rebounds per game. Wayne averaged 9.7 boards per contest (fourth in C-USA, 49th in DI) and was the leading offensive rebounder in the conference (3.8). Old Dominion was 10-3 last season when winning the rebounding battle.

The Monarchs also took great care of the ball when in possession, averaging only 12.7 turnovers per game, good for second in C-USA and 25th nationally. Starting point guard **Mariah Adams** boasted a 1.78 assist-to-turnover ratio, the fourth-best mark in C-USA. As a team, ODU's 1.06 assist-to-turnover ratio was third-best in the conference.

POTENT QUOTABLES

"They're so special to me. I know this moment is about me. But there's nothing I wouldn't do for these women. They shower me with love and affection. Just seeing how proud they are of me, it tickles me pink on the inside, but at the same time motivates me even more to be better as their leader, as a living example for them." **Head coach DeLisha Milton-Jones on sharing her WBHOF induction with her players**

HIGH EXPECTATIONS

Coaches of Conference USA have predicted a two-horse race between the Monarchs and Charlotte for the regular season title. The Monarchs finished just 12 points behind the 49ers in the preseason poll, and both teams received six first-place votes. ODU and Charlotte battled three times last season with each game going beyond regulation. The Monarchs and 49ers played a pair of double-overtime affairs, including a 90-89 ODU win in the C-USA Quarterfinals.

ALLEN, WAYNE, YOUNG NAMED PRESEASON ALL-C-USA

The Monarchs were well-represented in the Conference USA Preseason Team as **Iggy Allen**, **Ajah Wayne** and **Amari Young** all featured on the eight-person team. Those three selections were the most by any C-USA team, and only Charlotte joined ODU with multiple honorees on the team. Allen, last season's C-USA Newcomer of the Year with FAU, makes the preseason team for the first time. Both Wayne and Young were named preseason all-conference prior to the start of last season as well.

MILTON-JONES ANNOUNCES COACHING STAFF

Head coach **DeLisha Milton-Jones** finalized her coaching staff in early September with the hiring of **Danielle Bell**, **Shammond Williams**, and **Corey Green** and the elevation of **Roland Jones Jr.**

- A Hampton Roads native, Bell serves as assistant coach and co-recruiting coordinator. Bell joined the Monarchs following a three-year stint at Gardner-Webb. She also had stops at Norfolk State, Richmond and Georgia. She helped the Spartans to their first winning season in 16 years and reached the 2011 Sweet 16 with the Bulldogs. The Kellam High School product graduated from Richmond in 2010 and was a four-year letterwinner with the Spiders.

- Williams was a standout performer at North Carolina with a decade-long professional playing career. Williams made the Final Four in 1995, 1997 and 1998 and left Chapel Hill as the program's career leader in 3-pointers and free throw percentage. He was drafted by the Chicago Bulls in the second round of the 1998 NBA Draft and played in 325 games with seven different franchises. Williams was also a decorated player in several European domestic leagues and has represented the Republic of Georgia on the international stage. He has previously served as a men's basketball assistant coach at Furman, Tulane and WKU.

- Jones Jr. was elevated to the role of assistant coach and co-recruiting coordinator after serving as the program's director of basketball operations last season. Prior to ODU, Jones Jr. was a girl's basketball assistant coach at Etiwanda High School in California, where he coached current Monarch **Joy Campbell**. Jones Jr.

SITUATIONAL RECORDS

STAT	Record (last year)
3 points or less	2-2 (3-2)
4-9 points	2-1 (4-6)
10-19 points	13-2 (3-3)
20+ points	5-1 (3-0)
Night	8-3 (6-5)
Day	14-3 (7-6)
November	5-2 (0-1)
December	5-0 (3-0)
January	5-2 (2-4)
February	7-2 (3-5)
March	0-0 (5-1)
Sunday	5-1 (2-0)
Monday	2-0 (0-0)
Tuesday	1-0 (1-0)
Wednesday	2-1 (1-1)
Thursday	5-2 (3-0)
Friday	1-0 (4-4)
Saturday	6-2 (2-6)

GAME STATS

CATEGORY	STATS
Most Pts	85 at App State (12/18)
Low Pts	45 vs. GW (11/18)
Most Opp. Pts	75 at UAB (2/13)
Low Opp. Pts	29 vs. Bowie State (12/8)
Largest Lead	41 vs. Bowie State (12/8)
Largest Deficit	26 (2x), last: at WKU (2/5)
Most Lead Changes	8 at UAB (2/13)
Longest ODU led	39:45 (2x), last: vs. Bowie State (12/8)
Longest ODU trailed	39:29 at VCU (11/21)
Most 1Q Pts	32 at App State (12/18)
Low 1Q Pts	7 vs. Norfolk State (12/12)
Most Opp. 1Q Pts	27 at WKU (2/5)
Low Opp. 1Q Pts	2 vs. Bowie State (12/8)
Most 2Q Pts	29 at FIU (2/26)
Low 2Q Pts	6 (2x), last: at UTEP (1/15)
Most Opp. 2Q Pts	18 (2x) last: at VCU (11/21)
Low Opp. 2Q Pts	4 vs. Texas Tech (11/27)
Most 1st Half Pts	49 at App State (12/18)
Low 1st Half Pts	15 at UTEP (1/15)
Most Opp. 1st Half Pts	43 at WKU (2/5)
Low Opp. 1st Half Pts	12 vs. Bowie State (12/8)
Most 3Q Pts	31 at UAB (2/13)
Low 3Q Pts	8 (2x), last: vs. FAU (1/17)
Most Opp. 3Q Pts	25 at UAB (2/13)
Low Opp. 3Q Pts	4 vs. Bowie State (12/8)
Most 4Q Pts	29 vs. Rice (1/20)
Low 4Q Pts	7 vs. Marshall (2/17)
Most Opp. 4Q Pts	26 at Temple (12/22)
Low Opp. 4Q Pts	5 at UTSA (1/13)
Most 2nd Half Pts	48 at UAB (2/13)
Low 2nd Half Pts	22 vs. Texas Tech (11/27)
Most Opp. 2nd Half Pts	40 (3x), last: at FIU (2/26)
Low Opp. 2nd Half Pts	17 vs. Bowie State (12/8)

MONARCH NOTES CONTINUED..

previously served under Milton-Jones at Pepperdine in 2017-18 and helped lay the groundwork for the Waves' 22-win team the following season. He played professionally in nine different countries and was a junior college honorable mention all-American at Cochise College.

- No stranger to ODU women's basketball, Green was hired as the new director of basketball operations. He was a former student manager and office assistant and eventual interim video coordinator for the Monarchs and graduated from ODU in 2016. Following graduation, Green was a women's basketball GA at Detroit then worked for women's hoops at Memphis for three seasons, first as the video coordinator and then the director of basketball operations.

MONARCHS ADD 10 FOR 2021-22 SEASON

Head coach **DeLisha Milton-Jones** added 10 newcomers prior to the start of the season. The 10-member signing class includes five freshmen, four Division I transfers and a second team junior college all-American.

- **Iggy Allen** comes to ODU as a graduate transfer. Last season she was named C-USA's Newcomer of the Year while at Florida Atlantic. She set single-season Division I-era program records in scoring (22.2 points per game) and rebounding (10.9 rebounds per game) with the Owls. Allen also played at Miami (Fla.) and Mississippi State, where she played in the NCAA Final as a freshman. As a high schooler, Allen was ranked as the No. 43 prospect nationally.

- **Ashanti Barnes-Williams** was rated a top-150 recruit by ProspectsNation coming out of Lake Taylor High School in Norfolk. She helped lead the Titans to a state title and received VHSL 4A All-State honors in 2020. Additionally, she is a former First Team All-Conference and Second Team All-Tidewater honoree.

- **Joy Campbell** played in 18 of a possible 19 games as a freshman at UC Riverside last season. She was second on the team in both assists and steals. Campbell is a former Sun/Bulletin Player of the Year at Etiwanda High School. The Eagles were ranked as high as sixth nationally by MaxPreps in Campbell's senior season.

- **Kaye Clark** was a Second Team NJCAA All-American for Trinity Valley CC last season. In her two seasons at Trinity Valley, the Cardinals went a combined 54-4 and played for the NJCAA championship in 2021. She averaged 14.2 points, 5.5 rebounds and 4.3 assists per game in her all-American campaign while making 1.5 3-pointers per game at a .407 clip.

- **Brianna Jackson** started her collegiate career at Miami (Fla.), where she played two seasons. Jackson featured in 40 total games for the Hurricanes. She led Miami and was sixth in the ACC in blocks per

game (1.30) as a freshman. Jackson was a four-star prospect out of local powerhouse Princess Anne High School and was the fourth-ranked player in the state of Virginia. A former VHSL 5A State Player of the year, she won four state titles with the Cavaliers.

- **Amhyia Moreland** was a two-time state champion with Zebulon B. Vance High School in Charlotte. She had an 11-point, 13-board double-double in the 2021 state title game. She garnered I-Meck Player of the Year honors after averaging 18.3 points and 7.4 rebounds per game as a senior.

- **Kaylen Nelson** averaged 13.4 points and 5.9 rebounds as a senior at Union High School in Tulsa, garnering all-state honors in the process. She was also a First Team All-World honoree as a senior as she helped guide Union to the 6A state semifinals.

- **Alex Rouse** was a multi-sport athlete at Joe T. Robinson High School in Little Rock. She averaged 25.5 points, six rebounds and three assists as a senior en route to all-conference and all-state honors. She played in the state tournament in basketball and also won a state title in soccer. Additionally, she owns one varsity letter for volleyball.

- **Eden Sample** was a nominee for the 2021 McDonald's All-American game and an Atlanta Journal-Constitution 6A All-State Second Teamer as a senior. She received first team all-conference honors as a junior, leading Collins Hill High School in scoring at 16.5 points per game.

- **Taleah Washington** played two seasons at Syracuse and reached the Round of 32 in the 2021 NCAA Tournament. She played in 42 total games for the Orange and was coached by Milton-Jones as a freshman. In high school, Washington was a two-time state champion, a 1,000-point scorer and a two-time MVP of the Rose Classic.

1K WATCH

The Monarchs added its newest member of the 1,000-point club on Jan. 17. **Amari Young** became the 35th Monarch to tally 1,000 points in a career and now has 1,133, good for 28th in program history.

Ajah Wayne also joined the 1,000-point club this season and now has 1,303. She currently ranks 25th all-time at ODU, one point behind Ticha Penicheiro.

In total, 35 ODU players have reached the 1,000-point threshold. The Monarchs boast 15 1,500-point scorers and six 2,000-point scorers. Anne Donovan holds the career scoring record at Old Dominion with 2,719 points in her 136 career games (20.0 per game).

SILVER MONARCHS

The Monarchs are celebrating the 25th anniversary of their 1996-97 national runner-up squad. That year, ODU posted a 34-2 overall record, going 16-0 in conference and winning the sixth of an eventual 17-consecutive CAA crowns. The 96-97 edition of the Monarchs owned the best offense in the nation (84.4 points per

THE LAST TIME...

TEAM SCORING

100+	W, 105-62 vs. Hofstra (2/14/04)
90+	W, 90-89 2OT vs. CLT (3/11/21)
<40	L, 37-55 at GW (11/28/20)
Allowed 100+	L, 102-95 2OT vs. CLT (2/10/21)
Allowed <40	W, 70-29 vs. Bowie State (12/8)
5 plys w/ 10+ Pts (5)	W, 80-52 vs. S.C. State (11/9/21)
6 plys w/ 10+ Pts (6)	W, 95-68 vs. FIU (1/12/19)

TEAM STATS

60%+	61.4% at Southern Miss (2/10/18)
60%+ 3PT	69.2% at Southern Miss (2/10/18)
0 3PT	at VCU (11/21/21)
10+ 3PT	11 at UAB (2/13)
100% FT	5-5 at George Mason (11/17/17)
40+ FT ATT	42 vs. William & Mary (12/8/18)
10+ REB MARG.	+12 vs. WKU (2/19)
20+ REB MARG.	+21 vs. North Texas (1/22)
30+ REB MARG.	+33 vs Florida Atlantic (3/13/19)
20+ OFF REBS	21 vs. WKU (2/19)

OVERTIME

Game	W, 90-89 vs. CLT (3/11/21)
Win	W, 90-89 vs. CLT (3/11/21)
Loss	L, 87-80 vs. CLT (2/13/21)
Road Game	L, 87-80 vs. CLT (2/13/21)

INDIVIDUAL

50+ Points	Anne Donovan (50) vs. Norfolk State (12/11/80)
40+ Points	Jennie Simms (41) at Florida Atlantic (2/4/17)
30+ Points	Amari Young (31) vs. CLT (3/11/21)
2 players with 20+ Points	I. Allen (23) / A. Wayne (21) at App State (12/18/21)
Triple-Double	Ticha Penicheiro (22p/15r/14s) vs. St. Francis (Pa.) (3/13/98)
Double-Double (P/R)	Iggy Allen (16p, 14r) vs. WKU (2/19)
Double-Double (P/A)	Taylor Edwards (16p, 10a) vs. Jacksonville (11/24/18)
2 players with D/D	I. Allen / A. Wayne at Temple (12/22)
10+ 3PT	TJ Jordan (10) vs. Northeastern (2/8/07)
20+ FT ATT	Ajah Wayne (20) at Cincinnati (11/12/18)
15+ REB	Iggy Allen (15) vs. Norfolk State (12/12)
20+ REB	Amari Young (24) vs. Charlotte (2/10/21)
10+ OFF REB	Ashley Scott (11) vs. Florida Atlantic (3/13/19)
10+ ASTS	Taylor Edwards (10) vs. Jacksonville (11/24/18)
5+ BLKS	Marie Reichert (5) vs. Campbell (11/8/19)
5+ STLS	Mariah Adams (6) at Temple (12/22)

MONARCH NOTES CONTINUED..

game) and won by an average of 31.9 points per game.

ODU opened the NCAA Tournament with a 102-52 win over Liberty then survived in overtime vs. Purdue, 69-65. After a comfortable win over LSU to reach the Elite Eight, the Monarchs eked out a pair of one-point wins to reach the title game for the first time since winning it all in 1985. The Monarchs topped Florida and current head coach **DeLisha Milton-Jones** in the Elite Eight before beating Stanford 83-82 in the Final Four. Old Dominion ran in to a Tennessee team in the midst of an run of 46-straight wins and back-to-back national titles and lost 68-59 in the championship game.

A NEW VOICE FOR THE MONARCHS

Longtime Hampton Roads area sports broadcaster **Matthew Hatfield** was hired in early October to be the new play-by-play announcer for ODU women's basketball. A native of Virginia Beach, Hatfield has been covering sports in the state for nearly two decades. He joined VirginiaPreps.com in December of 2004 and became the site's publisher in 2016.

In 2010, was hired by Max Media and has been hosting a weekly or daily show on ESPN Radio 94.1 FM for 11 years, making him the longest-tenured active local sports radio host in the Tidewater market. He currently hosts the 757 Saturday Sports Talk from 10 a.m. to noon on ESPN Radio 94.1.

All ODU women's basketball games can be heard on ESPN Radio 94.1 FM or Money Talk 1310 AM/100.9 FM/97.3 HD2FM. Joining Hatfield on the call will be former Monarch women's basketball assistant coach Susan Montgomery.

2021-22 STREAM INFORMATION

All home contests during the 2021-22 season are streaming live on either CUSA.tv or ESPN+. Twelve of ODU's 14 home games will be found on CUSA.tv, while the Monarch's matchups with Auburn (Nov. 14) and Rice (Jan. 20) will be on ESPN+. In addition, ODU's Feb. 5 game at WKU will broadcast live on ESPN+ with all other road conference games appearing on CUSA.tv.

CUSA.tv offers three payment options, including a 24-hour pass (\$6.95), a monthly recurring subscription (\$10.95), and a yearly pass (\$99.95). ESPN+ is available for \$6.99 per month or for an annual subscription of \$69.99.

STAYING SOCIAL

Be sure to follow Old Dominion women's basketball on Facebook (@ODUWBB), Twitter (@ODU_WBB) and Instagram (@odubasketball) to stay up-to-date with the program.

In addition, follow Old Dominion University Athletics on Facebook (@ODUsports), Twitter (@ODUSports) and Instagram (@odusports) for all things ODU sports related.

CAREER TOTALS

Double-Figure Scoring Games

	2021-22	Career	Streak
Ajah Wayne	19	70	1
Amari Young	15	58	1
Iggy Allen	22	46	3
Aziah Hudson	3	32	---
Mariah Adams	7	25	2
Maggie Robinson	---	17	---
Brianna Jackson	6	14	---
Taleah Washington	1	3	---
Kaye Clark	2	2	---
Joy Campbell	---	1	---

30-Point Games	2021-22	Career
Iggy Allen	---	4
Ajah Wayne	---	1
Amari Young	---	1

20-Point Games	2021-22	Career
Iggy Allen	7	19
Ajah Wayne	4	15
Amari Young	---	6
Aziah Hudson	1	3
Mariah Adams	---	2

10-Rebound Games	2021-22	Career
Amari Young	3	31
Ajah Wayne	2	25
Iggy Allen	7	14
Brianna Jackson	3	4
Maggie Robinson	---	1

Double-Doubles	2021-22	Career
Ajah Wayne	2	20
Iggy Allen	7	18
Amari Young	1	18
Brianna Jackson	---	1

GAMES LEADING ODU IN...

Scoring	2021-22
Iggy Allen	15
Ajah Wayne	11
Amari Young	3
Aziah Hudson	1
Brianna Jackson	1

Rebounding	2021-22
Iggy Allen	16
Brianna Jackson	7
Amari Young	6
Ajah Wayne	4

Assists	2021-22
Mariah Adams	20
Iggy Allen	4
Kaye Clark	3
Ajah Wayne	2
Amari Young	2
Ashanti Barnes-Williams	1
Taleah Washington	1

Steals	2021-22
Mariah Adams	10
Iggy Allen	9
Kaye Clark	6
Brianna Jackson	5
Amari Young	5
Ajah Wayne	3
Joy Campbell	1
Aziah Hudson	1

Blocks	2021-22
Brianna Jackson	18
Amari Young	9
Amhyia Moreland	5
Ajah Wayne	5
Kaye Clark	5
Mariah Adams	2
Iggy Allen	2
Aziah Hudson	1
Kaylen Nelson	1
Taleah Washington	1

TOP 25 POLLS

AP (Feb. 27)

Rank	Team	Record	Prev. Rank
1	South Carolina (30)	27-1	1
2	Stanford	25-3	2
3	NC State	26-3	3
4	Louisville	25-3	4
5	Baylor	23-5	5
6	LSU	25-4	8
7	UConn	22-5	7
8	Iowa State	24-4	9
9	Texas	21-6	11
10	Michigan	22-5	6
11	Maryland	21-7	13
12	Iowa	20-7	21
13	Ohio State	22-5	17
T-14	Indiana	19-7	10
T-14	Arizona	20-6	12
16	North Carolina	23-5	18
17	BYU	25-2	19
18	Tennessee	22-7	16
19	Oklahoma	22-6	20
20	Notre Dame	21-7	14
21	Virginia Tech	21-8	23
22	Florida Gulf Coast	26-2	24
23	Florida	20-9	15
24	Georgia	20-8	25
25	Georgia Tech	20-9	22

USA TODAY/WBCA COACHES (Feb. 22)

Rank	Team	Record	Prev. Rank
1	South Carolina (31)	25-1	1
2	Stanford (1)	23-3	2
3	North Carolina State	25-3	4
4	Louisville	24-3	3
5	Michigan	21-4	9
6	Iowa State	22-4	5
7	Baylor	21-5	10
8	LSU	23-4	12
8	Connecticut	19-5	11
10	Indiana	19-6	6
11	Arizona	19-5	7
12	Texas	19-6	14
13	Maryland	20-7	13
14	Tennessee	21-6	8
15	Brigham Young	23-2	16
16	Notre Dame	20-6	20
17	Ohio State	20-5	19
18	North Carolina	21-5	23
19	Oklahoma	20-6	15
20	Georgia	18-8	17
21	Florida	20-7	21
22	Iowa	18-7	25
23	Florida Gulf Coast	24-2	22
24	Georgia Tech	19-8	18
25	Central Florida	20-3	NR

NET RANKINGS

C-USA ONLY (Feb. 28)

Rank	Team	Record	Prev. Rank
61	Middle Tennessee	20-6	61
86	Old Dominion	22-6	86
92	Charlotte	18-8	91
106	North Texas	14-11	108
148	LA Tech	17-10	146
151	WKU	18-9	151
161	Marshall	13-12	161
167	UAB	15-12	167
178	UTEP	14-12	178
192	FIU	12-15	192
194	Southern Miss	16-10	195
207	Rice	11-12	207
276	Florida Atlantic	5-22	276
292	UTSA	6-20	293

AROUND THE LEAGUE

CONFERENCE USA STANDINGS (AS OF MARCH 1)

	C-USA	Pct.	H	A	Overall	Pct.	H	A	N	L10	Streak
EAST											
↔ Charlotte	14-2	.875	6-2	8-0	18-8	.692	7-4	9-3	2-1	9-1	W5
↔ Old Dominion	12-4	.750	6-2	6-2	22-6	.786	10-3	9-3	3-0	8-2	W3
↔ Middle Tennessee	12-4	.750	7-0	5-4	20-6	.769	11-0	8-5	1-1	8-2	L1
↔ WKU	11-5	.688	7-1	4-4	18-9	.667	10-3	7-5	1-1	5-5	W1
↔ Marshall	8-8	.500	5-3	3-5	13-12	.520	8-4	4-8	1-0	3-7	L2
↔ FIU	4-12	.250	4-4	0-8	12-15	.444	10-6	2-9	0-0	2-8	L5
↔ Florida Atlantic	1-15	.063	1-7	0-8	5-22	.185	4-11	1-11	0-0	1-9	L9
WEST											
↔ Louisiana Tech	9-7	.563	6-2	3-5	17-10	.629	11-2	5-8	1-0	7-3	W2
↔ Southern Miss	8-7	.533	5-3	3-4	16-10	.615	10-4	5-5	1-1	5-5	L2
↔ North Texas	8-7	.533	5-2	2-6	14-11	.560	9-4	3-7	2-0	7-3	L1
↔ UAB	8-8	.500	4-4	4-4	15-12	.556	10-4	5-8	0-0	4-6	W2
↔ Rice	6-9	.400	3-4	3-5	11-12	.478	7-6	4-6	0-0	6-4	W1
↔ UTEP	6-10	.375	5-4	1-6	14-12	.875	10-4	3-7	1-1	3-7	L1
↔ UTSA	3-12	.200	2-6	1-6	6-20	.231	4-8	2-10	0-2	2-8	L1

THIS WEEK'S GAMES

Day	Game	Coverage	Time (CT)
Wednesday, March 2			
↔	FIU at Florida Atlantic	CUSA.tv	5 p.m.
↔	LA Tech at Old Dominion	CUSA.tv	5:30 p.m.
↔	Charlotte at Middle Tennessee	CUSA.tv	6 p.m.
↔	Marshall at WKU	ESPN+	6:30 p.m.
Thursday, March 3			
↔	Southern Miss at UAB	CUSA.tv	6 p.m.
↔	UTEP at Rice	ESPN+	6 p.m.
↔	TUSA at North Texas	CUSA.tv	6:30 p.m.
Saturday, March 5			
↔	Florida Atlantic at FIU	ESPN+	11 a.m.
↔	WKU at Marshall	ESPN+	12 p.m.
↔	Southern Miss at Charlotte	CUSA.tv	1 p.m.
↔	UTEP at North Texas	ESPN+	2 p.m.
↔	Old Dominion at Middle Tennessee	CUSA.tv	2 p.m.
↔	UAB at LA Tech	CUSA.tv	2 p.m.
↔	UTSA at Rice	CUSA.tv	2 p.m.

↔ - Conference USA game

CONFERENCE USA PLAYERS OF THE WEEK

↔ **PLAYER OF THE WEEK** ↔

KEIUNNA WALKER, LOUISIANA TECH JUNIOR, G, 5-6, LONKKE, ARK.

Walker helped LA Tech capture first place in the West Division standings with two wins over Rice and North Texas. Walker recorded just the fourth triple-double in Lady Techsters' history Thursday in a double-overtime thriller over Rice with 27 points, 15 rebounds, and 10 assists. Her rebounds and steals are both career-highs. She also snatched five steals and drew four charges. Walker followed that historic performance up with a near double-double against North Texas on Saturday, scoring 22 points and pulling down nine rebounds to go along with three steals, drew three more charges, and two assists. Walker played in 88 of the 90 minutes this week and extended her double-figure scoring streak to 28 games, including all 27 this season. This is the first player of the week honor for Louisiana Tech this season and Walker's second of her career (Jan. 13, 2020).

↔ **FRESHMAN OF THE WEEK** ↔

JAYLIN FOSTER, WKU FRESHMAN, F, 6-0, AUSTIN, TEXAS

Foster had a career-high 27 points that tied for the game-high in WKU's overtime victory against East Division leader Middle Tennessee. Foster connected on a career high four 3-pointers, including three in the fourth quarter when WKU mounted its comeback. She added four rebounds, three steals and an assist in the win. Foster is the third WKU freshman to be recognized this season, joining Alexis Mead and Mya Meredith.



#0 JOY CAMPBELL

5-6 | SOPHOMORE | GUARD | FONTANA, CALIF. | UC RIVERSIDE | ETIWANDA

PLAYER NOTES

- Scored two points with one rebound, one assist and one steal at Marshall.
- Set a season best with three assists in just nine minutes vs. Rice.
- Matched a career high with five steals at Appalachian State.
- Set season highs with six points and 20 minutes played vs. Bowie State. Led the Monarchs in minutes.
- Grabbed a season-high four rebounds vs. Stetson.

CAREER HIGHS

PTS: 10, Cal Poly - 1/30/21*
RBS: 7, Cal St. Fullerton - 2/5/21*
AST: 6 (2x), last: UC Santa Barbara - 2/26/21*
STL: 5 (2x), last: Appalachian State - 12/18/21
BLK: 1, Cal Poly - 1/29/21*
MIN: 35, Cal St. Fullerton - 2/6/21*
FG: 4 (2x), last: Cal St. Fullerton - 2/6/21*
FGA: 10, UC Santa Barbara - 2/27/21*
3FG: 1 (4x), last: UTEP - 1/15/22
3FGA: 4, UTSA - 1/13/22
FT: 5, Cal Poly - 1/29/21*
FTA: 6, Cal Poly - 1/29/21*

*at previous school

SEASON HIGHS

PTS: 6, Bowie State - 12/8/21
RBS: 4, Stetson - 11/28/21
AST: 3, Rice - 1/20/22
STL: 5, Appalachian State - 12/18/21
BLK: ---
MIN: 20, Bowie State - 12/8/21
FG: 2 (3x), last: UTSA - 1/13/22
FGA: 6 (2x), last: UTSA - 1/13/22
3FG: 1 (3x), last: North Texas - 1/22/22
3FGA: 4, UTSA - 1/13/22
FT: 2 (2x), last: North Texas - 1/22/22
FTA: 5, Bowie State - 12/8/21

2021-22 GAME-BY-GAME

Opponent	Date	GS	MIN	Total		3-Pointers		Free throws		Rebounds				PF	A	TO	BLK	STL	PTS	AVG
				FG-FGA	PCT	3FG-3FGA	PCT	FT-FTA	PCT	OFF	DEF	TOT	AVG							
South Carolina St.	11/09/2021		09:45	0-0	.000	0-0	.000	0-0	.000	0	0	0	0.0	0	0	0	0	0	0.0	
Auburn	11/14/2021		00:38	0-1	.000	0-0	.000	0-0	.000	0	0	0	0.0	0	0	0	0	0.0		
George Washington	11/18/2021		04:55	0-0	.000	0-0	.000	0-0	.000	0	0	0	0.0	0	0	1	0	0.0		
at VCU	11/21/2021		06:12	1-2	.500	0-1	.000	0-0	.000	0	0	0	0.0	0	0	1	0	2	0.5	
vs Saint Joseph's	11/26/2021		01:12	0-2	.000	0-0	.000	0-0	.000	1	1	2	0.4	0	0	0	0	0.4		
vs Stetson	11/28/2021		05:40	0-0	.000	0-0	.000	0-0	.000	0	4	4	1.0	0	1	0	0	0.3		
at William & Mary	12/05/2021		05:32	0-3	.000	0-1	.000	0-0	.000	1	2	3	1.3	2	0	0	0	0.3		
Bowie St.	12/08/2021		20:00	2-6	.333	0-2	.000	2-5	.400	2	0	2	1.4	0	0	1	0	1	6	1.0
Norfolk St.	12/12/2021		04:00	0-0	.000	0-0	.000	1-2	.500	0	0	0	1.2	0	0	1	0	1	1.0	
at Appalachian St.	12/18/2021		18:07	2-4	.500	0-0	.000	0-0	.000	0	3	3	1.4	1	2	5	0	5	4	1.3
at UTSA	01/13/2022		12:02	2-6	.333	1-4	.250	0-2	.000	0	1	1	1.4	1	1	0	0	1	5	1.6
at UTEP	01/15/2022		04:40	1-1	1.000	1-1	1.000	0-0	.000	0	0	0	1.3	0	0	0	0	3	1.8	
Fla. Atlantic	01/17/2022		03:02	0-1	.000	0-1	.000	0-0	.000	0	2	2	1.3	0	0	2	0	0	1.6	
Rice	01/20/2022		09:15	0-0	.000	0-0	.000	0-0	.000	0	0	0	1.2	1	3	0	0	0	1.5	
North Texas	01/22/2022		18:45	1-3	.333	1-2	.500	2-2	1.000	0	1	1	1.2	1	2	0	0	5	1.7	
Charlotte	01/26/2022		07:19	0-1	.000	0-0	.000	0-0	.000	0	0	0	1.1	0	0	0	0	0	1.6	
at Charlotte	01/29/2022		00:50	0-0	.000	0-0	.000	0-0	.000	0	0	0	1.1	0	0	0	0	0	1.5	
at Marshall	02/03/2022		08:31	1-1	1.000	0-0	.000	0-0	.000	0	1	1	1.1	1	1	0	0	1	2	1.6
at Western Ky.	02/05/2022		06:24	0-3	.000	0-1	.000	0-0	.000	0	0	0	1.0	1	1	0	0	1	0	1.5
FIU	02/07/2022		06:50	0-0	.000	0-0	.000	0-0	.000	0	3	3	1.1	0	2	3	0	0	1.4	
at UAB	02/13/2022		06:17	0-0	.000	0-0	.000	0-0	.000	0	1	1	1.1	2	0	0	0	1	0	1.3
Marshall	02/17/2022		05:10	0-0	.000	0-0	.000	0-0	.000	0	0	0	1.0	1	0	0	0	1	0	1.3
Western Ky.	02/19/2022		11:11	0-2	.000	0-1	.000	0-0	.000	0	2	2	1.1	1	1	0	0	1	0	1.2
at Fla. Atlantic	02/24/2022		06:57	1-2	.500	0-0	.000	0-0	.000	0	0	0	1.0	1	0	0	0	0	2	1.3
at FIU	02/26/2022		07:40	0-2	.000	0-0	.000	0-0	.000	0	1	1	1.0	0	0	1	0	0	0	1.2
Totals			0 190:54	11-40	.275	3-14	.214	5-11	.455	4	22	26	1.0	13	13	16	0	12	30	1.2

CAREER STATISTICS

SEASON	TEAM	GP-GS	MIN/AVG	Field Goals		3-Point		F-Throws		Rebounds				Scoring						
				FG-FGA	FG%	3FG-3FGA	3FG%	FT-FTA	FT%	OFF	DEF	TOT	AVG	PF-FO	A	TO	BLK	STL	PTS	AVG
2020-21	UCR	18-7	319/17.7	23-62	.371	2-8	.250	17-22	.773	5	28	33	1.8	40-1	28	31	1	29	65	3.6
2021-22	ODU	25-0	191/7.6	11-40	.275	3-14	.214	5-11	.455	4	22	26	1.0	13-0	13	16	0	12	30	1.2
TOTAL FOR ODU		25-0	191/7.6	11-40	.275	3-14	.214	5-11	.455	4	22	26	1.0	13-0	13	16	0	12	30	1.2
TOTAL		43-7	510/11.8	34-102	.333	5-22	.227	22-33	.667	9	50	59	1.4	53-1	41	47	1	41	95	2.2



#1 MARIAH ADAMS

6-0 | SENIOR | GUARD | LITTLE ROCK, ARK. | ESTEM

PLAYER NOTES

- Top-10 in C-USA in assist-to-turnover ratio (1.73, 2nd), steals per game (2.00, 6th) and assists per game (4.5, 3rd).
- Had six assists and just one turnover at FIU. Has 15 assists and one turnover in her past two games and 28 assists and five turnovers in her last five games.
- Nearly missed a double-double with 14 points and a personal-best nine assists at Florida Atlantic. Did not commit a turnover in over 35 minutes of action.
- Handed out six assists without committing a turnover at UAB.
- Scored in double figures for the fourth time this season with 11 vs. North Texas. Also matched a career high with seven boards.
- Set a career high with six steals at Temple. Also had nine points and six assists.
- Had one of her finest performances in an ODU uniform vs. Texas Tech. Set or matched career highs with 14 points, seven rebounds, seven assists and four steals while shooting 5-of-9 and 4-for-4 from the foul line.

CAREER HIGHS

PTS: 24, Charlotte - 2/13/21
RBS: 7 (3x), last: North Texas - 1/22/22
AST: 9, Florida Atlantic - 2/24/22
STL: 6, Temple - 12/22/21
BLK: 3, Norfolk State - 11/9/18
MIN: 39 (2x), last: Charlotte - 1/29/22
FG: 6, Florida Atlantic - 2/24/22
FGA: 15, Saint Mary's - 12/22/18
3FG: 3, Saint Mary's - 12/22/18
3FGA: 9, Saint Mary's - 12/22/18
FT: 6, William & Mary - 12/5/19
FTA: 6 (3x), last: Temple - 12/22/21

SEASON HIGHS

PTS: 14 (3x), last: Florida Atlantic - 2/24/22
RBS: 7 (2x), last: North Texas - 1/22/22
AST: 9, Florida Atlantic - 2/24/22
STL: 6, Temple - 12/22/21
BLK: 1 (3x), last: Marshall - 2/17/22
MIN: 39 (2x), last: Charlotte - 1/29/22
FG: 6, Florida Atlantic - 2/24/22
FGA: 10 (2x), last: Charlotte - 1/26/22
3FG: 2 (2x), last: Charlotte - 1/26/22
3FGA: 5, Charlotte - 1/26/22
FT: 5, Temple - 12/22/21
FTA: 6, Temple - 12/22/21

2021-22 GAME-BY-GAME

Opponent	Date	GS	MIN	Total		3-Pointers		Free throws		Rebounds				PF	A	TO	BLK	STL	PTS	AVG	
				FG-FGA	PCT	3FG-3FGA	PCT	FT-FTA	PCT	OFF	DEF	TOT	AVG								
South Carolina St.	11/09/2021	*	24:22	4-9	.444	0-2	.000	2-2	1.000	0	1	1	1.0	4	2	1	0	4	10	10.0	
Auburn	11/14/2021	*	24:17	0-4	.000	0-2	.000	0-2	.000	0	2	2	1.5	4	2	4	0	1	0	5.0	
George Washington	11/18/2021	*	35:05	1-7	.143	0-0	.000	0-0	.000	0	3	3	2.0	4	1	2	0	0	2	4.0	
vs Saint Joseph's	11/26/2021		29:07	5-8	.625	2-2	1.000	2-2	1.000	1	4	5	2.8	3	6	2	0	2	14	6.5	
vs Texas Tech	11/27/2021		34:12	5-9	.556	0-1	.000	4-4	1.000	1	6	7	3.6	4	7	1	0	4	14	8.0	
vs Stetson	11/28/2021	*	35:09	3-5	.600	1-1	1.000	2-3	.667	2	2	4	3.7	2	6	3	0	4	9	8.2	
at William & Mary	12/05/2021	*	33:38	1-5	.200	0-3	.000	0-0	.000	1	0	1	3.3	2	2	1	0	3	2	7.3	
Bowie St.	12/08/2021	*	17:56	1-3	.333	0-2	.000	2-2	1.000	0	1	1	3.0	3	2	0	0	0	4	6.9	
Norfolk St.	12/12/2021	*	24:34	0-2	.000	0-1	.000	1-2	.500	0	1	1	2.8	2	6	4	0	1	1	6.2	
at Temple	12/22/2021		31:40	2-8	.250	0-2	.000	5-6	.833	2	0	2	2.7	5	6	7	0	6	9	6.5	
at UTSA	01/13/2022	*	31:19	2-7	.286	0-4	.000	0-0	.000	0	0	0	2.5	2	5	3	0	1	4	6.3	
at UTEP	01/15/2022	*	39:11	4-10	.400	0-1	.000	0-0	.000	1	4	5	2.7	1	3	4	0	4	8	6.4	
Fla. Atlantic	01/17/2022	*	36:58	1-7	.143	0-2	.000	0-0	.000	2	1	3	2.7	1	5	5	0	3	2	6.1	
Rice	01/20/2022	*	31:39	0-7	.000	0-1	.000	2-2	1.000	0	1	1	2.6	2	5	3	0	0	2	5.8	
North Texas	01/22/2022	*	33:54	4-8	.500	0-2	.000	3-4	.750	3	4	7	2.9	4	6	4	0	1	11	6.1	
Charlotte	01/26/2022	*	32:41	4-10	.400	2-5	.400	1-2	.500	0	3	3	2.9	4	5	2	0	2	11	6.4	
at Charlotte	01/29/2022	*	39:10	2-3	.667	1-1	1.000	2-2	1.000	1	5	6	3.1	2	5	1	0	3	7	6.5	
at Marshall	02/03/2022	*	31:29	1-6	.167	0-1	.000	4-4	1.000	0	3	3	3.1	1	3	3	0	1	6	6.4	
at Western Ky.	02/05/2022	*	31:59	2-8	.250	0-2	.000	0-0	.000	1	1	2	3.0	2	5	3	0	2	4	6.3	
FIU	02/07/2022	*	32:22	2-5	.400	0-1	.000	2-2	1.000	0	2	2	3.0	4	2	7	1	3	6	6.3	
Middle Tenn.	02/10/2022	*	32:33	2-6	.333	0-2	.000	0-0	.000	0	0	0	2.8	4	4	2	1	1	4	6.2	
at UAB	02/13/2022	*	33:43	2-7	.286	0-2	.000	1-2	.500	1	3	4	2.9	3	6	0	0	1	5	6.1	
Marshall	02/17/2022	*	30:03	1-3	.333	0-1	.000	0-0	.000	0	3	3	2.9	3	1	1	1	0	2	6.0	
Western Ky.	02/19/2022	*	24:47	0-3	.000	0-0	.000	0-0	.000	0	2	2	2.8	1	6	3	0	4	0	5.7	
at Fla. Atlantic	02/24/2022	*	35:32	6-9	.667	0-1	.000	2-2	1.000	0	5	5	2.9	1	9	0	0	0	14	6.0	
at FIU	02/26/2022	*	32:20	3-7	.429	0-0	.000	4-4	1.000	1	3	4	3.0	1	6	1	0	1	10	6.2	
Totals			23	819:41	58-166	.349	6-42	.143	39-47	.830	17	60	77	3.0	69	116	67	3	52	161	6.2

CAREER STATISTICS

SEASON	TEAM	Field Goals		3-Point		F-Throws		Rebounds				Scoring								
		GP-GS	MIN/AVG	FG-FGA	FG%	3FG-3FGA	3FG%	FT-FTA	FT%	OFF	DEF	TOT	AVG	PF-FO	A	TO	BLK	STL	PTS	AVG
2018-19	ODU	32-4	741/23.2	52-168	.310	22-90	.244	29-39	.744	19	74	93	2.9	71-1	60	43	7	24	155	4.8
2019-20	ODU	28-2	657/23.5	62-156	.397	13-50	.260	29-39	.744	28	71	99	3.5	52-0	62	52	7	28	166	5.9
2020-21	ODU	24-24	769/32.0	79-203	.389	15-41	.366	29-40	.725	29	70	99	4.1	66-2	96	54	9	30	202	8.4
2021-22	ODU	26-23	820/31.5	58-166	.349	6-42	.143	39-47	.830	17	60	77	3.0	69-1	116	67	3	52	161	6.2
TOTAL		110-53	2986/27.1	251-693	.362	56-223	.251	126-165	.764	93	275	368	3.3	258-4	334	216	26	134	684	6.2



#2 IGGY ALLEN

5-11 | GRADUATE | GUARD | POMPANO BEACH, FLA. | DILLARD | FLORIDA ATLANTIC

PLAYER NOTES

- A Preseason All-Conference USA honoree.
- 2x Conference USA Player of the Week this season (Nov. 15, Feb. 14).
- Scored 23 at FIU for her seventh 20-point game of the season.
- Ranks third in C-USA in double-doubles (seven), sixth in rebounds per game (7.7) and is sixth in points per game (15.0).
- Hit a season high with 29 points at UAB. Set a career high with six made 3-pointers.
- Recorded a fifth double-double in a seven-game span with 20 points and 13 rebounds vs. Rice.
- Set a new season high with 23 points at Appalachian State. Made 10 of 15 shots, including 3-of-4 from deep.
- Matched her season high with 15 boards vs. NSU. Chipped in 15 points for her 2nd double-double of the year.
- Set a career high with seven assists vs. Stetson, also had three steals and three treys.

CAREER HIGHS

- PTS:** 35, WKU - 2/5/21*
 - RBS:** 18, Southern Miss - 2/26/21*
 - AST:** 7, Stetson - 11/28/21
 - STL:** 6, Old Dominion - 1/9/21*
 - BLK:** 3, WKU - 2/5/21*
 - MIN:** 39, Auburn - 11/14/21
 - FG:** 14, WKU - 2/5/21*
 - FGA:** 25 (4x), last: UAB - 3/10/21*
 - 3FG:** 6, UAB - 2/12/22
 - 3FGA:** 12, WKU - 2/5/22
 - FT:** 9 (3x), last: Middle Tennessee - 2/10/22
 - FTA:** 12, Middle Tennessee - 2/10/22
- *at previous school

SEASON HIGHS


- PTS:** 29, UAB - 2/12/22
- RBS:** 15 (2x), last: Norfolk State - 12/12/21
- AST:** 7, Stetson - 11/28/21
- STL:** 4, FIU - 2/26/22
- BLK:** 1 (5x), last: Middle Tennessee - 2/10/22
- MIN:** 39, Auburn - 11/14/21
- FG:** 11, UAB - 2/12/22
- FGA:** 24, Charlotte - 1/26/22
- 3FG:** 6, UAB - 2/12/22
- 3FGA:** 12, WKU - 2/5/22
- FT:** 9 (2x), last: Middle Tennessee - 2/10/22
- FTA:** 12, Middle Tennessee - 2/10/22

2021-22 GAME-BY-GAME

Opponent	Date	GS	MIN	Total		3-Pointers		Free throws		Rebounds				PF	A	TO	BLK	STL	PTS	AVG	
				FG-FGA	PCT	3FG-3FGA	PCT	FT-FTA	PCT	OFF	DEF	TOT	AVG								
South Carolina St.	11/09/2021	*	22:23	6-13	.462	2-2	1.000	1-2	.500	3	4	7	7.0	2	1	0	0	3	15	15.0	
Auburn	11/14/2021	*	38:21	7-17	.412	3-6	.500	4-6	.667	5	10	15	11.0	3	1	2	0	2	21	18.0	
George Washington	11/18/2021	*	31:31	3-13	.231	1-3	.333	2-3	.667	1	7	8	10.0	1	2	0	1	1	9	15.0	
at VCU	11/21/2021	*	36:56	3-14	.214	0-5	.000	0-1	.000	0	4	4	8.5	4	0	1	0	2	6	12.8	
vs Saint Joseph's	11/26/2021	*	17:53	6-8	.750	3-4	.750	0-0	.000	1	3	4	7.6	4	0	1	0	0	15	13.2	
vs Texas Tech	11/27/2021	*	32:13	5-14	.357	2-5	.400	0-0	.000	2	6	8	7.7	2	1	2	0	0	12	13.0	
vs Stetson	11/28/2021	*	34:02	6-17	.353	3-8	.375	1-2	.500	3	3	6	7.4	1	7	0	0	3	16	13.4	
at William & Mary	12/05/2021	*	31:35	7-14	.500	2-3	.667	0-0	.000	0	8	8	7.5	3	4	5	0	3	16	13.8	
Bowie St.	12/08/2021	*	16:42	1-10	.100	0-4	.000	0-1	.000	1	4	5	7.2	0	2	2	0	1	2	12.4	
Norfolk St.	12/12/2021	*	26:17	4-11	.364	0-4	.000	7-9	.778	6	9	15	8.0	1	2	4	0	1	15	12.7	
at Appalachian St.	12/18/2021	*	23:13	10-15	.667	3-4	.750	0-0	.000	0	8	8	8.0	2	2	1	0	1	23	13.6	
at Temple	12/22/2021	*	37:12	6-19	.316	1-4	.250	9-9	1.000	8	4	12	8.3	3	1	2	1	3	22	14.3	
at UTSA	01/13/2022	*	33:42	8-17	.471	0-3	.000	3-4	.750	0	10	10	8.5	1	1	1	0	3	19	14.7	
at UTEP	01/15/2022	*	29:24	4-12	.333	0-4	.000	1-1	1.000	0	5	5	8.2	3	2	2	0	1	9	14.3	
Fla. Atlantic	01/17/2022	*	34:32	5-20	.250	0-6	.000	3-6	.500	6	6	12	8.5	2	1	2	0	3	13	14.2	
Rice	01/20/2022	*	31:59	7-17	.412	2-6	.333	4-4	1.000	7	6	13	8.8	3	0	3	0	1	20	14.6	
North Texas	01/22/2022	*	25:46	5-16	.313	0-6	.000	3-4	.750	2	4	6	8.6	4	0	1	0	1	13	14.5	
Charlotte	01/26/2022	*	34:19	6-24	.250	0-4	.000	2-3	.667	2	4	6	8.4	4	1	2	0	2	14	14.4	
at Charlotte	01/29/2022	*	34:48	3-14	.214	2-7	.286	3-4	.750	3	0	3	8.2	3	2	4	0	1	11	14.3	
at Marshall	02/03/2022	*	25:40	3-13	.231	1-7	.143	1-2	.500	2	5	7	8.1	2	1	1	0	1	8	14.0	
at Western Ky.	02/05/2022	*	37:52	8-18	.444	4-12	.333	2-2	1.000	3	5	8	8.1	4	1	3	1	2	22	14.3	
FIU	02/07/2022	*	29:28	5-11	.455	2-4	.500	2-2	1.000	3	2	5	8.0	3	3	3	1	1	14	14.3	
Middle Tenn.	02/10/2022	*	32:48	2-12	.167	0-2	.000	9-12	.750	5	4	9	8.0	1	2	1	1	1	13	14.3	
at UAB	02/13/2022	*	33:12	11-18	.611	6-9	.667	1-1	1.000	0	1	1	7.7	2	1	2	0	0	29	14.9	
Marshall	02/17/2022	*	35:12	1-16	.063	1-8	.125	1-4	.250	1	4	5	7.6	3	2	1	0	2	4	14.4	
Western Ky.	02/19/2022	*	31:05	5-15	.333	2-7	.286	4-4	1.000	4	10	14	7.8	2	0	1	0	0	16	14.5	
at Fla. Atlantic	02/24/2022	*	35:47	8-15	.533	3-7	.429	0-0	.000	1	6	7	7.8	1	3	4	0	2	19	14.7	
at FIU	02/26/2022	*	26:17	7-12	.583	2-4	.500	7-8	.875	2	2	4	7.7	4	2	3	0	4	23	15.0	
Totals			28	860:09	152-415	.366	45-148	.304	70-94	.745	71	144	215	7.7	68	45	54	5	45	419	15.0

CAREER STATISTICS

SEASON	TEAM	GP-GS	MIN/AVG	Field Goals		3-Point		F-Throws		Rebounds				Scoring						
				FG-FGA	FG%	3FG-3FGA	3FG%	FT-FTA	FT%	OFF	DEF	TOT	AVG	PF-FO	A	TO	BLK	STL	PTS	AVG
2016-17	MSU	20-0	111/5.6	22-46	.478	0-1	.000	9-14	.643	8	9	17	0.9	13-0	9	16	0	8	53	2.7
2019-20	Miami	12-0	109/9.1	9-27	.333	1-4	.250	4-8	.500	11	7	18	1.5	15-0	5	13	0	6	23	1.9
2020-21	FAU	22-22	717/32.6	186-427	.436	50-129	.388	67-96	.698	62	178	240	10.9	81-5	53	88	6	49	489	22.2
2021-22	ODU	28-28	860/30.7	152-415	.366	45-148	.304	70-94	.745	71	144	215	7.7	68-0	45	54	5	45	419	15.0
TOTAL FOR ODU		28-28	860/30.7	152-415	.366	45-148	.304	70-94	.745	71	144	215	7.7	68-0	45	54	5	45	419	15.0
TOTAL		82-50	1797/21.9	369-915	.403	96-282	.340	150-212	.708	152	338	490	6.0	177-5	112	171	11	108	984	12.0



#3 TALEAH WASHINGTON

5-7 | JUNIOR | GUARD | DISTRICT HEIGHTS, MD. | FORESTVILLE | SYRACUSE

PLAYER NOTES

- Played in her 50th career game at Appalachian State. Also made the first start of her three-year career.
- Set a new career high with 12 points vs. Norfolk State, going 3-of-5 from deep. Also a personal best in made treys.
- Matched her season high with six points and handed out a personal-best five assists vs. Bowie State.
- Set a new career high with two blocks vs. Auburn.
- Made her ODU debut vs. S.C. State and scored six points. Made a career-high four free throws and matched a personal-best with five attempts from the line.
- A two-year player at Syracuse. Reached the Round of 32 in the 2021 NCAA Tournament. A member of the SAAC Equity Group.

CAREER HIGHS

PTS: 12, Norfolk State - 12/12/21
 RBS: 4 (2x), last: UMBC - 12/8/19*
 AST: 5, Bowie State - 12/8/21
 STL: 2 (2x), last: Norfolk State - 12/12/21
 BLK: 2, Auburn - 11/14/21
 MIN: 25, Appalachian State - 12/18/21
 FG: 4 (4x), last: Norfolk State - 12/12/21
 FGA: 11, UMES - 11/12/19*
 3FG: 3, Norfolk State - 12/12/21
 3FGA: 8, UMES - 11/12/19*
 FT: 4, S.C. State - 11/9/21
 FTA: 5 (2x), last: S.C. State - 11/9/21
 *at previous school

2021-22 GAME-BY-GAME


Opponent	Date	GS	MIN	Total		3-Pointers		Free throws		Rebounds				PF A TO BLK STL PTS AVG						
				FG-FGA	PCT	3FG-3FGA	PCT	FT-FTA	PCT	OFF	DEF	TOT	AVG	PF	A	TO	BLK	STL	PTS	AVG
South Carolina St.	11/09/2021		13:27	1-5	.200	0-1	.000	4-5	.800	0	2	2	2.0	1	1	3	1	1	6	6.0
Auburn	11/14/2021		08:16	0-1	.000	0-0	.000	0-0	.000	0	2	2	2.0	0	0	2	2	0	0	3.0
George Washington	11/18/2021		05:35	0-2	.000	0-2	.000	0-0	.000	1	1	2	2.0	1	0	1	0	0	0	2.0
at VCU	11/21/2021		12:21	2-4	.500	0-2	.000	0-2	.000	0	1	1	1.8	0	1	1	0	0	4	2.5
at William & Mary	12/05/2021		03:09	1-2	.500	1-2	.500	0-0	.000	0	0	0	1.4	0	0	1	0	0	3	2.6
Bowie St.	12/08/2021		17:19	2-6	.333	2-5	.400	0-0	.000	0	0	0	1.2	0	5	0	0	0	6	3.2
Norfolk St.	12/12/2021		15:15	4-6	.667	3-5	.600	1-2	.500	0	0	0	1.0	1	3	4	0	2	12	4.4
at Appalachian St.	12/18/2021	*	24:47	2-7	.286	1-4	.250	1-1	1.000	0	1	1	1.0	2	0	3	0	1	6	4.6
at Temple	12/22/2021	*	15:43	0-3	.000	0-2	.000	0-0	.000	0	1	1	1.0	1	0	0	0	0	0	4.1
Totals		2	115:51	12-36	.333	7-23	.304	6-10	.600	1	8	9	1.0	6	10	15	3	4	37	4.1

SEASON HIGHS

PTS: 12, Norfolk State - 12/12/21
 RBS: 2 (3x), last: George Washington - 11/18/21
 AST: 5, Bowie State - 12/8/21
 STL: 2, Norfolk State - 12/12/21
 BLK: 2, Auburn - 11/14/21
 MIN: 25, Appalachian State - 12/18/21
 FG: 4, Norfolk State - 12/12/21
 FGA: 7, Appalachian State - 12/18/21
 3FG: 3, Norfolk State - 12/12/21
 3FGA: 5 (2x), last: Norfolk State - 12/12/21
 FT: 4, S.C. State - 11/9/21
 FTA: 5, S.C. State - 11/9/21

CAREER STATISTICS

SEASON	TEAM	GP-GS	MIN/AVG	Field Goals		3-Point		F-Throws		Rebounds				Scoring						
				FG-FGA	FG%	3FG-3FGA	3FG%	FT-FTA	FT%	OFF	DEF	TOT	AVG	PF	FO	A	TO	BLK	STL	PTS
2019-20	Syr	29-0	310/10.7	33-109	.303	16-66	.242	10-18	.556	13	13	26	0.9	31-1	12	20	1	7	92	3.2
2020-21	Syr	13-0	146/11.3	8-31	.258	3-21	.143	2-2	1.000	3	10	13	1.0	8-0	4	9	0	3	21	1.6
2021-22	ODU	9-2	116/12.9	12-36	.333	7-23	.304	6-10	.600	1	8	9	1.0	6-0	10	15	3	4	37	4.1
TOTAL FOR ODU		9-2	116/12.9	12-36	.333	7-23	.304	6-10	.600	1	8	9	1.0	6-0	10	15	3	4	37	4.1
TOTAL		51-2	572/11.2	53-176	.301	26-110	.236	18-30	.600	17	31	48	0.9	45-1	26	44	4	14	150	2.9



#4 AZIAH HUDSON

5-6 | SENIOR | GUARD | BALDWIN, N.Y. | BALDWIN

PLAYER NOTES

- Sank four 3-pointers and scored 16 points in a road win at Florida Atlantic.
- Set the game high and fell one shy of her career high with 22 points vs. WKU on Senior Day. Made a season-best four 3-pointers and shot 8-of-9 from the field. Added three steals as well. Has six games with multiple treys this season.
- Scored 12 points with two 3-pointers and a 4-of-4 showing from the foul line at Marshall.
- Had season highs of three rebounds and three assists at Appalachian State.
- Scored a season-high eight points vs. Texas Tech. Made her first two 3-pointers of the season vs. the Lady Raiders, both in the fourth quarter to end TTU's comeback bid. Her first trey ended an 8-0 run and restored ODU's double-digit lead.

CAREER HIGHS

PTS: 23, Marshall - 2/6/21
RBS: 4 (3x), last: Charlotte - 2/13/21
AST: 6, WKU - 3/9/21
STL: 4, Florida Atlantic - 2/26/20
BLK: 2 (2x), last: Florida Atlantic - 1/8/21
MIN: 46, Charlotte - 2/10/21
FG: 8 (2x), last: WKU - 2/19/22
FGA: 16, FIU - 1/1/21
3FG: 6, LA Tech - 2/1/20
3FGA: 14, Marshall - 3/2/19
FT: 7, Campbell - 11/6/18
FTA: 7, Campbell - 11/6/18

SEASON HIGHS

PTS: 22, WKU - 2/19/22
RBS: 3 (2x), last: Florida Atlantic - 1/17/22
AST: 3, Appalachian State - 12/18/21
STL: 3, WKU - 2/19/22
BLK: 1, Marshall - 2/17/22
MIN: 27, Texas Tech - 11/27/21
FG: 8, WKU - 2/19/22
FGA: 9 (2x), last: Florida Atlantic - 2/24/22
3FG: 4 (2x), last: Florida Atlantic - 2/24/22
3FGA: 6 (3x), last: Florida Atlantic - 2/24/22
FT: 4 (2x), last: Marshall - 2/17/22
FTA: 5, VCU - 11/21/21

2021-22 GAME-BY-GAME

Opponent	Date	GS	MIN	Total		3-Pointers		Free throws		Rebounds				PF	A	TO	BLK	STL	PTS	AVG	
				FG-FGA	PCT	3FG-3FGA	PCT	FT-FTA	PCT	OFF	DEF	TOT	AVG								
South Carolina St.	11/09/2021		18:26	1-5	.200	0-4	.000	0-2	.000	0	0	0	0.0	1	1	1	0	1	2	2.0	
Auburn	11/14/2021		16:24	0-4	.000	0-3	.000	2-2	1.000	0	0	0	0.0	1	0	0	0	2	2	2.0	
George Washington	11/18/2021		16:05	0-2	.000	0-2	.000	0-0	.000	1	0	1	0.3	0	0	0	0	1	0	1.3	
at VCU	11/21/2021		19:04	0-3	.000	0-2	.000	3-5	.600	0	0	0	0.3	3	0	1	0	1	3	1.8	
vs Saint Joseph's	11/26/2021		17:27	0-6	.000	0-5	.000	0-0	.000	1	0	1	0.4	0	2	0	0	0	0	1.4	
vs Texas Tech	11/27/2021		27:04	3-6	.500	2-4	.500	0-1	.000	0	0	0	0.3	0	0	0	0	0	8	2.5	
vs Stetson	11/28/2021		06:04	0-2	.000	0-1	.000	0-0	.000	0	0	0	0.3	3	1	1	0	1	0	2.1	
at William & Mary	12/05/2021		12:38	1-3	.333	1-2	.500	0-0	.000	0	1	1	0.4	2	0	1	0	0	3	2.3	
Bowie St.	12/08/2021		12:08	3-6	.500	2-5	.400	0-0	.000	0	1	1	0.4	0	0	1	0	2	8	2.9	
Norfolk St.	12/12/2021		20:27	2-4	.500	2-4	.500	0-0	.000	0	0	0	0.4	1	0	1	0	2	6	3.2	
at Appalachian St.	12/18/2021		21:44	2-4	.500	0-0	.000	1-1	1.000	0	3	3	0.6	1	3	0	0	2	5	3.4	
at Temple	12/22/2021		13:08	1-2	.500	1-2	.500	0-0	.000	0	0	0	0.6	0	0	0	0	2	3	3.3	
at UTSA	01/13/2022		17:56	0-6	.000	0-6	.000	0-0	.000	0	0	0	0.5	1	0	0	0	0	0	3.1	
at UTEP	01/15/2022		16:17	1-3	.333	0-2	.000	0-0	.000	0	0	0	0.5	1	0	0	0	1	2	3.0	
Fla. Atlantic	01/17/2022		13:53	1-6	.167	1-4	.250	0-0	.000	2	1	3	0.7	1	0	1	0	0	3	3.0	
Rice	01/20/2022		16:27	1-3	.333	1-3	.333	0-0	.000	0	0	0	0.6	2	1	0	0	0	3	3.0	
North Texas	01/22/2022		21:40	1-7	.143	1-6	.167	1-2	.500	1	0	1	0.6	1	0	1	0	0	4	3.1	
Charlotte	01/26/2022		06:25	0-0	.000	0-0	.000	0-0	.000	0	0	0	0.6	1	0	0	0	0	0	2.9	
at Charlotte	01/29/2022		07:18	2-3	.667	2-2	1.000	0-0	.000	0	0	0	0.6	1	0	0	0	0	6	3.1	
at Marshall	02/03/2022		16:32	3-6	.500	2-4	.500	4-4	1.000	0	2	2	0.7	1	0	2	0	1	12	3.5	
at Western Ky.	02/05/2022		22:18	2-7	.286	1-5	.200	1-2	.500	1	1	2	0.7	3	1	3	0	0	6	3.6	
FIU	02/07/2022		17:35	2-7	.286	1-3	.333	0-0	.000	0	1	1	0.7	0	2	0	0	0	5	3.7	
Middle Tenn.	02/10/2022		19:37	2-2	1.000	1-1	1.000	2-3	.667	0	0	0	0.7	0	1	0	0	1	7	3.8	
at UAB	02/13/2022		17:17	2-3	.667	1-2	.500	0-0	.000	0	1	1	0.7	3	0	2	0	1	5	3.9	
Marshall	02/17/2022		16:41	1-3	.333	1-2	.500	4-4	1.000	2	0	2	0.8	0	1	1	1	1	7	4.0	
Western Ky.	02/19/2022	*	24:58	8-9	.889	4-5	.800	2-2	1.000	0	1	1	0.8	4	0	0	0	3	22	4.7	
at Fla. Atlantic	02/24/2022	*	25:01	6-9	.667	4-6	.667	0-0	.000	0	0	0	0.7	2	0	1	0	1	0	16	5.1
at FIU	02/26/2022	*	24:39	2-7	.286	0-4	.000	2-2	1.000	0	2	2	0.8	3	1	0	0	0	6	5.1	
Totals			3 485:13	47-128	.367	28-89	.315	22-30	.733	8	14	22	0.8	36	14	17	1	23	144	5.1	

CAREER STATISTICS

SEASON	TEAM	GP-GS	MIN/AVG	Field Goals		3-Point		F-Throws		Rebounds				Scoring						
				FG-FGA	FG%	3FG-3FGA	3FG%	FT-FTA	FT%	OFF	DEF	TOT	AVG	PF-FO	A	TO	BLK	STL	PTS	AVG
2018-19	ODU	32-12	819/25.6	87-249	.349	55-181	.304	41-59	.695	6	29	35	1.1	46-0	21	36	5	24	270	8.4
2019-20	ODU	30-2	645/21.5	66-183	.361	48-141	.340	16-18	.889	7	22	29	1.0	37-0	24	12	1	13	196	6.5
2020-21	ODU	23-7	663/28.8	66-166	.398	31-98	.316	29-37	.784	16	24	40	1.7	40-1	24	17	3	16	192	8.3
2021-22	ODU	28-3	485/17.3	47-128	.367	28-89	.315	22-30	.733	8	14	22	0.8	36-0	14	17	1	23	144	5.1
TOTAL		113-24	2612/23.1	266-726	.366	162-509	.318	108-144	.750	37	89	126	1.1	159-1	83	82	10	76	802	7.1



#5 ASHANTI BARNES-WILLIAMS

6-1 | FRESHMAN | FORWARD | NORFOLK, VA. | LAKE TAYLOR

PLAYER NOTES

- Set season highs in points (eight), rebounds (five) and minutes (19) at Florida Atlantic. Was 3-of-4 from the field and 2-of-3 at the foul line.
- Grabbed a season-high four rebounds at home vs. WKU. Also shot 2-of-4 from the field for four points.
- Made her only shot of the night and had two points, one block and one steal vs. FIU.
- Set season highs with six points, three rebounds and one block vs. Bowie State. Also played a season-high 17 minutes, shooting 3-of-6 from the floor.
- Made her collegiate debut against S.C. State. Filled the box score with five points, two rebounds, two assists and two steals. Played 13 minutes, the most among the Monarchs' five freshmen.
- A top-150 recruit by ProspectsNation.com. Won a 4A state title with Lake Taylor in Norfolk. 4A All-State in 2020 and a former first team all-region and second team all-Tidewater honoree.

CAREER HIGHS

PTS: 8, Florida Atlantic - 2/24/22
RBS: 5, Florida Atlantic - 2/24/22
AST: 2, S.C. State - 11/9/21
STL: 2, S.C. State - 11/9/21
BLK: 1 (2x), last: UAB - 2/12/22
MIN: 19, Florida Atlantic - 2/24/22
FG: 3 (2x), last: Florida Atlantic - 2/24/22
FGA: 6, Bowie State - 12/8/21
3FG: ---
3FGA: 2, S.C. State - 11/9/21
FT: 3, S.C. State - 11/9/21
FTA: 5, S.C. State - 11/9/21

2021-22 GAME-BY-GAME

Opponent	Date	GS	MIN	Total		3-Pointers		Free throws		Rebounds				Other						
				FG-FGA	PCT	3FG-3FGA	PCT	FT-FTA	PCT	OFF	DEF	TOT	AVG	PF	A	TO	BLK	STL	PTS	AVG
South Carolina St.	11/09/2021		13:42	1-4	.250	0-2	.000	3-5	.600	1	1	2	2.0	4	2	1	0	2	5	5.0
Auburn	11/14/2021		00:53	0-0	.000	0-0	.000	0-0	.000	0	0	0	1.0	1	0	0	0	0	0	2.5
at VCU	11/21/2021		01:30	0-0	.000	0-0	.000	0-0	.000	0	0	0	0.7	0	0	0	0	0	0	1.7
vs Saint Joseph's	11/26/2021		02:47	0-1	.000	0-0	.000	0-0	.000	0	0	0	0.5	0	0	0	0	0	0	1.3
vs Stetson	11/28/2021		04:00	0-2	.000	0-0	.000	0-0	.000	0	0	0	0.4	2	0	1	0	0	0	1.0
Bowie St.	12/08/2021		17:17	3-6	.500	0-0	.000	0-0	.000	2	1	3	0.8	2	0	1	1	0	6	1.8
Norfolk St.	12/12/2021		05:49	0-1	.000	0-0	.000	0-0	.000	0	1	1	0.9	0	1	0	0	1	0	1.6
at Western Ky.	02/05/2022		01:28	0-0	.000	0-0	.000	0-0	.000	0	0	0	0.8	0	0	0	0	0	0	1.4
FIU	02/07/2022		03:09	1-1	1.000	0-0	.000	0-0	.000	1	0	1	0.8	0	0	0	0	1	2	1.4
Middle Tenn.	02/10/2022		07:49	1-4	.250	0-1	.000	0-0	.000	1	1	2	0.9	1	1	0	0	0	2	1.5
at UAB	02/13/2022		07:19	0-2	.000	0-0	.000	0-0	.000	1	0	1	0.9	1	0	1	1	0	0	1.4
Marshall	02/17/2022		07:49	0-1	.000	0-0	.000	0-0	.000	0	2	2	1.0	0	0	1	0	0	0	1.3
Western Ky.	02/19/2022		08:02	2-4	.500	0-0	.000	0-0	.000	3	1	4	1.2	4	1	0	0	0	4	1.5
at Fla. Atlantic	02/24/2022		19:40	3-4	.750	0-0	.000	2-3	.667	3	2	5	1.5	2	1	2	0	0	8	1.9
at FIU	02/26/2022		03:08	0-1	.000	0-0	.000	0-0	.000	0	0	0	1.4	0	0	1	0	0	0	1.8
Totals		0	104:22	11-31	.355	0-3	.000	5-8	.625	12	9	21	1.4	17	6	8	2	4	27	1.8

SEASON HIGHS

PTS: 8, Florida Atlantic - 2/24/22
RBS: 5, Florida Atlantic - 2/24/22
AST: 2, S.C. State - 11/9/21
STL: 2, S.C. State - 11/9/21
BLK: 1 (2x), last: UAB - 2/12/22
MIN: 19, Florida Atlantic - 2/24/22
FG: 3 (2x), last: Florida Atlantic - 2/24/22
FGA: 6, Bowie State - 12/8/21
3FG: ---
3FGA: 2, S.C. State - 11/9/21
FT: 3, S.C. State - 11/9/21
FTA: 5, S.C. State - 11/9/21

CAREER STATISTICS

SEASON	TEAM	GP-GS	MIN/AVG	Field Goals		3-Point		F-Throws		Rebounds				Scoring						
				FG-FGA	FG%	3FG-3FGA	3FG%	FT-FTA	FT%	OFF	DEF	TOT	AVG	PF	FO	A	TO	BLK	STL	PTS
2021-22	ODU	15-0	104/7.0	11-31	.355	0-3	.000	5-8	.625	12	9	21	1.4	17-0	6	8	2	4	27	1.8
TOTAL		15-0	104/7.0	11-31	.355	0-3	.000	5-8	.625	12	9	21	1.4	17-0	6	8	2	4	27	1.8



#11 KAYE CLARK

5-7 | JUNIOR | GUARD | MILWAUKEE, WISC. | RUFUS KING | TRINITY VALLEY

PLAYER NOTES

- Set a season high with six rebounds at Marshall. Also matched a personal best with two blocks.
- Has multiple steals in 13 games, including a trio of four-steal outings.
- Came off the bench to score a personal-best 15 points vs. Stetson. Made six of her nine shots, including a pair of 3-pointers, and had three steals. Played a season-high 37 minutes.
- Had seven points vs. Saint Joseph's. Scored the last five points of the first half for the Monarchs. Set season highs in minutes (33) and assists (three) vs. the Hawks.
- A Second Team NJCAA All-American in 2021. Averaged 14.2 points, 5.5 rebounds and 4.3 assists on .534 shooting that season. Guided Trinity Valley to a 22-3 record and the NJCAA title game.

CAREER HIGHS

PTS: 15, Stetson - 11/28/21
RBS: 6, Marshall - 2/3/22
AST: 4 (2x), last: Norfolk State - 12/12/21
STL: 4 (3x), last: Norfolk State - 12/12/21
BLK: 2 (2x), last: Marshall - 2/3/22
MIN: 37, Stetson - 11/28/21
FG: 6, Stetson - 11/28/21
FGA: 9, Stetson - 11/28/21
3FG: 2 (3x), last: UAB - 2/12/22
3FGA: 4, WKU - 2/5/22
FT: 2 (5x), last: WKU - 2/19/22
FTA: 4 (2x), last: FIU - 2/7/22

SEASON HIGHS


PTS: 15, Stetson - 11/28/21
RBS: 6, Marshall - 2/3/22
AST: 4 (2x), last: Norfolk State - 12/12/21
STL: 4 (3x), last: Norfolk State - 12/12/21
BLK: 2 (3x), last: Florida Atlantic - 2/24/22
MIN: 37, Stetson - 11/28/21
FG: 6, Stetson - 11/28/21
FGA: 9, Stetson - 11/28/21
3FG: 2 (3x), last: UAB - 2/12/22
3FGA: 4, WKU - 2/5/22
FT: 2 (5x), last: Florida Atlantic - 1/17/22
FTA: 4 (2x), last: FIU - 2/7/22

2021-22 GAME-BY-GAME

Opponent	Date	GS	MIN	Total		3-Pointers		Free throws		Rebounds				PF	A	TO	BLK	STL	PTS	AVG	
				FG-FGA	PCT	3FG-3FGA	PCT	FT-FTA	PCT	OFF	DEF	TOT	AVG								
South Carolina St.	11/09/2021	*	22:10	4-8	.500	2-3	.667	1-2	.500	4	1	5	5.0	2	1	3	1	4	11	11.0	
Auburn	11/14/2021	*	26:26	0-1	.000	0-1	.000	2-2	1.000	0	0	0	2.5	3	1	1	0	1	2	6.5	
George Washington	11/18/2021	*	29:59	3-8	.375	0-3	.000	0-0	.000	0	3	3	2.7	1	2	1	2	3	6	6.3	
at VCU	11/21/2021	*	24:56	3-7	.429	0-1	.000	0-0	.000	2	3	5	3.3	3	2	3	0	2	6	6.3	
vs Saint Joseph's	11/26/2021	*	33:36	3-5	.600	1-2	.500	0-0	.000	2	1	3	3.2	1	3	0	1	1	7	6.4	
vs Texas Tech	11/27/2021	*	21:02	0-4	.000	0-0	.000	0-0	.000	4	1	5	3.5	5	3	3	1	2	0	5.3	
vs Stetson	11/28/2021		37:16	6-9	.667	2-3	.667	1-4	.250	0	2	2	3.3	3	2	2	0	3	15	6.7	
at William & Mary	12/05/2021	*	29:26	3-7	.429	0-2	.000	2-2	1.000	2	1	3	3.3	1	4	2	0	4	8	6.9	
Bowie St.	12/08/2021	*	13:24	1-3	.333	0-1	.000	0-0	.000	1	1	2	3.1	2	1	3	0	3	2	6.3	
Norfolk St.	12/12/2021	*	23:16	1-5	.200	1-3	.333	0-0	.000	0	2	2	3.0	3	4	3	0	4	3	6.0	
at Appalachian St.	12/18/2021	*	23:46	3-3	1.000	1-1	1.000	0-0	.000	0	3	3	3.0	1	3	1	0	2	7	6.1	
at Temple	12/22/2021	*	24:47	2-5	.400	0-1	.000	1-2	.500	1	2	3	3.0	3	1	3	0	1	5	6.0	
at UTSA	01/13/2022	*	25:01	1-3	.333	1-2	.500	2-2	1.000	0	0	0	2.8	2	0	5	0	1	5	5.9	
at UTEP	01/15/2022	*	21:42	3-6	.500	1-3	.333	0-0	.000	1	0	1	2.6	4	0	4	0	1	7	6.0	
Fla. Atlantic	01/17/2022		20:20	3-8	.375	0-2	.000	2-3	.667	2	1	3	2.7	2	0	1	1	1	8	6.1	
Rice	01/20/2022		22:09	1-5	.200	0-1	.000	1-2	.500	1	1	2	2.6	2	2	0	0	0	3	5.9	
North Texas	01/22/2022		08:59	0-2	.000	0-1	.000	0-0	.000	0	0	0	2.5	3	1	1	0	0	0	5.6	
Charlotte	01/26/2022		20:14	2-4	.500	1-1	1.000	0-0	.000	1	2	3	2.5	1	2	0	0	2	5	5.6	
at Charlotte	01/29/2022		24:14	1-5	.200	0-2	.000	0-0	.000	0	0	0	2.4	2	2	1	0	2	2	5.4	
at Marshall	02/03/2022		22:02	0-2	.000	0-2	.000	0-0	.000	0	6	6	2.6	0	1	1	2	0	0	5.1	
at Western Ky.	02/05/2022		23:21	2-7	.286	1-4	.250	0-0	.000	2	1	3	2.6	2	1	0	1	1	5	5.1	
FIU	02/07/2022		15:09	1-3	.333	1-1	1.000	1-4	.250	1	0	1	2.5	1	1	2	0	1	4	5.0	
Middle Tenn.	02/10/2022		20:22	1-4	.250	0-1	.000	0-0	.000	0	1	1	2.4	1	1	2	0	1	2	4.9	
at UAB	02/13/2022		18:30	2-3	.667	2-2	1.000	0-0	.000	0	0	0	2.3	2	1	1	0	0	6	5.0	
Marshall	02/17/2022		13:06	0-3	.000	0-2	.000	0-0	.000	2	1	3	2.4	2	0	0	0	0	0	4.8	
Western Ky.	02/19/2022		16:42	0-6	.000	0-3	.000	2-2	1.000	3	2	5	2.5	2	2	1	0	2	2	4.7	
at Fla. Atlantic	02/24/2022		15:58	0-6	.000	0-2	.000	0-0	.000	0	2	2	2.4	1	0	1	2	0	0	4.5	
at FIU	02/26/2022		24:33	1-4	.250	0-1	.000	0-0	.000	1	0	1	2.4	2	3	0	1	2	2	4.4	
Totals			13	622:26	47-136	.346	14-51	.275	15-25	.600	30	37	67	2.4	57	44	45	12	44	123	4.4

CAREER STATISTICS

SEASON	TEAM	GP-GS	MIN/AVG	Field Goals		3-Point		F-Throws		Rebounds				Scoring						
				FG-FGA	FG%	3FG-3FGA	3FG%	FT-FTA	FT%	OFF	DEF	TOT	AVG	PF-FO	A	TO	BLK	STL	PTS	AVG
2021-22	ODU	28-13	622/22.2	47-136	.346	14-51	.275	15-25	.600	30	37	67	2.4	57-1	44	45	12	44	123	4.4
TOTAL		28-13	622/22.2	47-136	.346	14-51	.275	15-25	.600	30	37	67	2.4	57-1	44	45	12	44	123	4.4



#12 BRIANNA JACKSON

6-3 | JUNIOR | FORWARD | VIRGINIA BEACH, VA. | PRINCESS ANNE | MIAMI (FLA.)

PLAYER NOTES

- Third in C-USA and 59th nationally with 43 blocked shots. Fourth in the conference blocks per game (1.54).
- Blocked three shots at Marshall alongside a game high 15 points. Now has seven games with three blocks this season.
- Scored a career high 15 points vs. Rice on 6-of-11 shooting. Also had seven boards and two blocks.
- Set a new career high with 12 rebounds at UTSA. Narrowly missed a double-double with eight points.
- Scored in double figures in back-to-back games vs. App State (10) and Temple (11).
- Played a season-high 22 minutes against Saint Joseph's. Tallied seven points and five rebounds with two steals (season high) and one block.

CAREER HIGHS

PTS: 15 (2x), last: Marshall - 2/3/22
RBS: 12 (2x), last: North Texas - 1/22/22
AST: 2 (3x), last: North Florida - 11/28/20*
STL: 4, NC State - 2/20/20*
BLK: 5, Florida State - 1/26/20*
MIN: 32, Florida State - 1/26/20*
FG: 6 (4x), last: Marshall - 2/3/22
FGA: 13, Florida State - 1/5/20*
3FG: 1, Jackson State - 11/10/19*
3FGA: 2, Jackson State - 11/10/19*
FT: 6, Florida Atlantic - 12/3/20*
FTA: 7 (2x), last: UTSA - 1/13/22
 *at previous school

SEASON HIGHS

PTS: 15 (2x), last: Marshall - 2/3/22
RBS: 12 (2x), last: North Texas - 1/22/22
AST: 1 (7x), last: FIU - 2/26/22
STL: 3 (2x), last: UAB - 2/12/22
BLK: 3 (7x), last: UAB - 2/12/22
MIN: 29, North Texas - 1/22/22
FG: 6 (2x), last: Marshall - 2/3/22
FGA: 11, Rice - 1/20/22
3FG: ---
3FGA: 1, George Washington - 11/18/21
FT: 4, UTSA - 1/13/22
FTA: 7, UTSA - 1/13/22

2021-22 GAME-BY-GAME

Opponent	Date	GS	MIN	Total		3-Pointers		Free throws		Rebounds				PF							
				FG-FGA	PCT	3FG-3FGA	PCT	FT-FTA	PCT	OFF	DEF	TOT	AVG	PF	A	TO	BLK	STL	PTS	AVG	
South Carolina St.	11/09/2021		05:32	1-2	.500	0-0	.000	0-0	.000	1	0	1	1.0	0	0	1	1	0	2	2.0	
Auburn	11/14/2021		07:50	1-2	.500	0-0	.000	0-1	.000	1	4	5	3.0	2	0	2	3	0	2	2.0	
George Washington	11/18/2021		14:57	4-9	.444	0-1	.000	0-1	.000	2	2	4	3.3	2	0	1	3	0	8	4.0	
at VCU	11/21/2021	*	20:02	2-4	.500	0-0	.000	0-0	.000	3	3	6	4.0	4	0	3	0	0	4	4.0	
vs Saint Joseph's	11/26/2021	*	22:29	3-6	.500	0-0	.000	1-1	1.000	1	4	5	4.2	4	1	1	1	2	7	4.6	
vs Texas Tech	11/27/2021	*	22:21	0-4	.000	0-0	.000	2-2	1.000	1	1	2	3.8	4	1	4	0	0	2	4.2	
vs Stetson	11/28/2021	*	15:02	1-2	.500	0-0	.000	2-2	1.000	1	1	2	3.6	1	0	1	2	0	4	4.1	
at William & Mary	12/05/2021		13:01	2-4	.500	0-0	.000	0-0	.000	2	2	4	3.6	3	0	3	1	1	4	4.1	
Bowie St.	12/08/2021		13:36	3-5	.600	0-0	.000	1-3	.333	2	1	3	3.6	2	1	0	3	0	7	4.4	
Norfolk St.	12/12/2021		16:40	2-4	.500	0-0	.000	3-5	.600	1	4	5	3.7	5	0	5	1	0	7	4.7	
at Appalachian St.	12/18/2021		18:03	5-7	.714	0-0	.000	0-0	.000	2	6	8	4.1	2	0	2	2	1	10	5.2	
at Temple	12/22/2021		17:13	5-8	.625	0-0	.000	1-4	.250	3	2	5	4.2	4	0	1	3	1	11	5.7	
at UTSA	01/13/2022		22:02	2-6	.333	0-0	.000	4-7	.571	5	7	12	4.8	2	0	1	2	0	8	5.8	
at UTEP	01/15/2022		25:47	2-3	.667	0-0	.000	3-4	.750	1	1	2	4.6	3	0	1	1	1	7	5.9	
Fla. Atlantic	01/17/2022	*	16:44	0-3	.000	0-0	.000	0-0	.000	1	0	1	4.3	2	0	0	0	0	0	5.5	
Rice	01/20/2022	*	24:56	6-11	.545	0-0	.000	3-5	.600	3	4	7	4.5	4	0	1	2	1	15	6.1	
North Texas	01/22/2022	*	28:14	4-8	.500	0-0	.000	0-1	.000	4	8	12	4.9	4	0	2	2	0	8	6.2	
Charlotte	01/26/2022	*	22:23	5-9	.556	0-0	.000	1-2	.500	2	3	5	4.9	4	0	0	1	3	11	6.5	
at Charlotte	01/29/2022	*	26:42	2-4	.500	0-0	.000	1-2	.500	2	9	11	5.3	4	1	1	3	1	5	6.4	
at Marshall	02/03/2022	*	26:55	6-10	.600	0-0	.000	3-4	.750	7	2	9	5.5	3	0	3	3	0	15	6.9	
at Western Ky.	02/05/2022	*	08:34	1-2	.500	0-0	.000	0-0	.000	1	2	3	5.3	3	0	0	1	0	2	6.6	
FIU	02/07/2022	*	22:32	3-4	.750	0-0	.000	2-2	1.000	2	2	4	5.3	4	1	3	1	1	8	6.7	
Middle Tenn.	02/10/2022	*	20:33	3-7	.429	0-0	.000	3-4	.750	0	2	2	5.1	4	0	2	1	0	9	6.8	
at UAB	02/13/2022	*	26:07	3-8	.375	0-0	.000	2-2	1.000	3	4	7	5.2	5	0	2	3	3	8	6.8	
Marshall	02/17/2022	*	25:00	4-10	.400	0-0	.000	2-2	1.000	2	2	4	5.2	2	1	4	1	1	10	7.0	
Western Ky.	02/19/2022	*	11:04	1-3	.333	0-0	.000	1-1	1.000	2	2	4	5.1	2	0	0	1	1	3	6.8	
at Fla. Atlantic	02/24/2022	*	23:18	3-6	.500	0-0	.000	1-2	.500	1	3	4	5.1	4	0	0	1	2	7	6.8	
at FIU	02/26/2022		13:28	2-5	.400	0-0	.000	0-1	.000	2	2	4	5.0	3	1	1	0	1	4	6.7	
Totals			16	531:04	76-156	.487	0-1	.000	36-58	.621	58	83	141	5.0	86	7	45	43	20	188	6.7

CAREER STATISTICS

SEASON	TEAM	GP-GS	MIN/AVG	Field Goals		3-Point		F-Throws		Rebounds				Scoring						
				FG-FGA	FG%	3FG-3FGA	3FG%	FT-FTA	FT%	OFF	DEF	TOT	AVG	PF-FO	A	TO	BLK	STL	PTS	AVG
2019-20	Miami	30-16	507/16.9	56-112	.500	1-6	.167	33-52	.635	46	90	136	4.5	83-4	10	27	39	30	146	4.9
2020-21	Miami	10-4	84/8.4	11-24	.458	0-3	.000	13-14	.929	10	16	26	2.6	15-0	2	5	4	4	35	3.5
2021-22	ODU	28-16	531/19.0	76-156	.487	0-1	.000	36-58	.621	58	83	141	5.0	86-2	7	45	43	20	188	6.7
TOTAL FOR ODU		28-16	531/19.0	76-156	.487	0-1	.000	36-58	.621	58	83	141	5.0	86-2	7	45	43	20	188	6.7
TOTAL		68-36	1122/16.5	143-292	.490	1-10	.100	82-124	.661	114	189	303	4.5	184-6	19	77	86	54	369	5.4



#14 AJAH WAYNE

5-10 | SENIOR | GUARD/FORWARD | BIRMINGHAM, ALA. | RAMSAY

PLAYER NOTES

- Seventh in C-USA free throw attempts and makes (90).
- 49th among active DI players in career free throw attempts (485).
- Netted 24 points in the win at W&M. Scored 21 at App State, 22 vs. Florida Atlantic and 23 vs. Marshall. Now has 15 career 20-point games.
- Scored her 1,000th career point vs. Saint Joseph's. Currently 25th in all-time scoring at ODU (1,303).
- Led ODU with 17 points vs. Texas Tech and hit a season-high three 3-pointers.
- A Preseason All-Conference USA honoree.
- Had her first double-double of the season vs. Auburn with 19 points and 11 boards. Now has 19 career double-doubles. Shot 8-of-9 from the charity stripe.

CAREER HIGHS

PTS: 35, Auburn - 11/14/19
RBS: 16, Cincinnati - 11/12/18
AST: 7, Florida Atlantic - 1/10/19
STL: 6, Jacksonville - 11/24/18
BLK: 2 (8x), last: FIU - 2/7/22
MIN: 43, vs. Charlotte - 3/11/21
FG: 14, Auburn - 11/14/19
FGA: 22, Rice - 3/12/21
3FG: 6, Auburn - 11/14/19
3FGA: 9, Marshall - 3/2/19
FT: 14, Cincinnati - 11/12/18
FTA: 20, Cincinnati - 11/12/18

SEASON HIGHS

PTS: 24, William & Mary - 12/5/21
RBS: 11 (2x), last: Temple - 12/22/21
AST: 4 (2x), last: Saint Joseph's - 11/26/21
STL: 4, Middle Tennessee - 2/10/22
BLK: 2 (4x), last: FIU - 2/7/22
MIN: 36 (4x), last: Marshall - 2/17/22
FG: 9 (2x), last: FIU - 2/26/22
FGA: 18 (2x), last: Marshall - 2/17/22
3FG: 3 (3x), last: Appalachian State - 12/18/21
3FGA: 6 (3x), last: UTSA - 1/13/22
FT: 9, William & Mary - 12/5/21
FTA: 12, William & Mary - 12/5/21

2021-22 GAME-BY-GAME

Opponent	Date	GS	MIN	Total		3-Pointers		Free throws		Rebounds				PF	A	TO	BLK	STL	PTS	AVG	
				FG-FGA	PCT	3FG-3FGA	PCT	FT-FTA	PCT	OFF	DEF	TOT	AVG								
South Carolina St.	11/09/2021	*	26:39	4-13	.308	1-4	.250	6-6	1.000	4	3	7	7.0	1	1	1	2	15	15.0		
Auburn	11/14/2021	*	35:50	5-18	.278	1-6	.167	8-9	.889	2	9	11	9.0	1	2	0	1	19	17.0		
George Washington	11/18/2021	*	30:18	4-10	.400	1-3	.333	3-4	.750	4	1	5	7.7	0	4	1	0	12	15.3		
at VCU	11/21/2021	*	31:02	4-10	.400	0-1	.000	5-7	.714	4	0	4	6.8	0	0	3	0	13	14.8		
vs Saint Joseph's	11/26/2021	*	35:47	5-15	.333	0-1	.000	2-3	.667	7	2	9	7.2	0	4	2	1	12	14.2		
vs Texas Tech	11/27/2021	*	30:38	7-13	.538	3-6	.500	0-0	.000	3	4	7	7.2	4	0	1	0	3	17	14.7	
vs Stetson	11/28/2021	*	25:36	2-4	.500	0-1	.000	3-6	.500	0	4	4	6.7	3	2	2	0	2	7	13.6	
at William & Mary	12/05/2021	*	29:18	7-13	.538	1-2	.500	9-12	.750	3	3	6	6.6	2	2	1	0	3	24	14.9	
Bowie St.	12/08/2021	*	16:16	3-4	.750	3-3	1.000	2-2	1.000	0	1	1	6.0	3	2	2	0	2	11	14.4	
Norfolk St.	12/12/2021	*	27:39	6-12	.500	0-3	.000	4-6	.667	3	1	4	5.8	2	1	3	2	1	16	14.6	
at Appalachian St.	12/18/2021	*	25:42	7-12	.583	3-4	.750	4-4	1.000	2	0	2	5.5	0	2	1	0	3	21	15.2	
at Temple	12/22/2021	*	31:34	4-13	.308	1-2	.500	4-7	.571	6	5	11	5.9	4	2	2	2	2	13	15.0	
at UTSA	01/13/2022	*	31:33	2-6	.333	2-6	.333	3-4	.750	0	6	6	5.9	3	3	3	2	2	9	14.5	
at UTEP	01/15/2022	*	25:18	3-8	.375	0-0	.000	0-3	.000	2	5	7	6.0	2	0	2	0	2	6	13.9	
Fla. Atlantic	01/17/2022	*	33:00	8-16	.500	0-4	.000	6-6	1.000	6	2	8	6.1	0	0	2	0	1	22	14.5	
Rice	01/20/2022	*	29:01	7-14	.500	0-0	.000	2-2	1.000	4	4	8	6.3	1	1	2	0	0	16	14.6	
North Texas	01/22/2022	*	25:31	3-9	.333	0-0	.000	2-4	.500	4	4	8	6.4	3	3	2	1	3	8	14.2	
Charlotte	01/26/2022	*	34:30	2-8	.250	0-3	.000	4-6	.667	1	2	3	6.2	3	0	4	0	1	8	13.8	
at Charlotte	01/29/2022	*	35:39	5-14	.357	0-3	.000	3-4	.750	2	2	4	6.1	2	3	2	1	0	13	13.8	
at Marshall	02/03/2022	*	30:41	1-5	.200	0-0	.000	4-8	.500	0	5	5	6.0	3	2	2	0	1	6	13.4	
at Western Ky.	02/05/2022	*	31:46	4-12	.333	0-2	.000	1-4	.250	2	3	5	6.0	1	3	1	1	1	9	13.2	
FIU	02/07/2022	*	27:57	6-15	.400	1-2	.500	2-4	.500	3	3	6	6.0	2	2	2	2	0	15	13.3	
Middle Tenn.	02/10/2022	*	32:32	4-7	.571	1-2	.500	2-2	1.000	0	6	6	6.0	0	3	6	0	4	11	13.2	
at UAB	02/13/2022	*	25:53	4-10	.400	2-4	.500	3-4	.750	0	4	4	5.9	4	1	0	1	2	13	13.2	
Marshall	02/17/2022	*	36:26	9-18	.500	0-3	.000	5-6	.833	4	4	8	6.0	2	1	5	0	2	23	13.6	
Western Ky.	02/19/2022	*	23:25	2-10	.200	0-3	.000	3-4	.750	1	2	3	5.8	3	1	3	1	2	7	13.3	
at FIU	02/26/2022	*	29:31	9-14	.643	1-3	.333	0-0	.000	2	7	9	6.0	5	2	0	0	0	19	13.5	
Totals			27	799:00	127-303	.419	21-71	.296	90-127	.709	69	92	161	6.0	54	47	55	16	43	365	13.5

CAREER STATISTICS

SEASON	TEAM	GP-GS	MIN/AVG	Field Goals		3-Point		F-Throws		Rebounds				Scoring						
				FG-FGA	FG%	3FG-3FGA	3FG%	FT-FTA	FT%	OFF	DEF	TOT	AVG	PF-FO	A	TO	BLK	STL	PTS	AVG
2018-19	ODU	31-30	898/29.0	125-349	.358	18-74	.243	101-154	.656	82	163	245	7.9	81-2	65	59	10	53	369	11.9
2019-20	ODU	27-27	720/26.7	110-287	.383	15-70	.214	55-91	.604	57	128	185	6.9	52-1	33	54	5	30	290	10.7
2020-21	ODU	18-17	563/31.3	105-198	.530	8-37	.216	61-113	.540	69	106	175	9.7	45-1	33	50	3	33	279	15.5
2021-22	ODU	27-27	799/29.6	127-303	.419	21-71	.296	90-127	.709	69	92	161	6.0	54-1	47	55	16	43	365	13.5
TOTAL		103-101	2980/28.9	467-1137	.411	62-252	.246	307-485	.633	277	489	766	7.4	232-5	178	218	34	159	1303	12.7



#20 MAGGIE ROBINSON

6-0 | GRADUATE | FORWARD | MOBILE, ALA. | SHELTON STATE CC | W.P. DAVISON

PLAYER NOTES

- Started all 24 games for ODU last season. Was fifth on the team in rebounding (5.2) and shot a team-best .367 from deep. Notched a career-high with 19 points vs. Rice on Jan. 16.
- Redshirted the 2019-20 campaign while recovering from a torn ACL suffered prior to the season.
- Played in all 32 games and made 31 starts in her first season at ODU in 2018-19 and averaged 7.1 points and 4.1 rebounds. Scored 17 against No. 13 NC State. Sank the go-ahead 3-pointer with 1:05 remaining in overtime in the Monarchs' win at Cincinnati.
- Made back-to-back NJCAA Final Fours with Shelton State CC. Averaged 12 points and 7.5 rebounds in 2017-18 while leading the conference in shooting percentage, free throw percentage and rebounding. Named to the NJCAA All-Tournament Team.

CAREER HIGHS

- PTS:** 19, Rice - 1/16/21
- RBS:** 11, Cincinnati - 11/12/18
- AST:** 4, Charlotte - 2/23/19
- STL:** 4, Charlotte - 2/13/21
- BLK:** 3, UAB - 2/19/21
- MIN:** 46, Charlotte - 3/11/21
- FG:** 8, Marshall - 2/5/21
- FGA:** 15, Charlotte - 2/16/19
- 3FG:** 4, Charlotte - 2/16/19
- 3FGA:** 13, Charlotte - 2/16/19
- FT:** 5, William & Mary - 12/8/18
- FTA:** 8, William & Mary - 12/8/18

CAREER STATISTICS

SEASON	TEAM	GP-GS	MIN/AVG	Field Goals		3-Point		F-Throws		Rebounds				Scoring						
				FG-FGA	FG%	3FG-3FGA	3FG%	FT-FTA	FT%	OFF	DEF	TOT	AVG	PF-FO	A	TO	BLK	STL	PTS	AVG
2018-19	ODU	32-31	792/24.8	77-230	.335	40-149	.268	32-46	.696	48	84	132	4.1	71-0	31	41	6	18	226	7.1
2020-21	ODU	24-24	719/30.0	74-169	.438	22-60	.367	19-24	.792	46	78	124	5.2	55-3	23	25	12	15	189	7.9
TOTAL		56-55	1511/27.0	151-399	.378	62-209	.297	51-70	.729	94	162	256	4.6	126-3	54	66	18	33	415	7.4



#23 AMARI YOUNG

5-11 | SENIOR | FORWARD | NORTH AUGUSTA, S.C. | NORTH AUGUSTA

PLAYER NOTES

- Ranks 46th among active Division I players with 860 career rebounds.
- A Preseason All-Conference USA honoree.
- Fell one rebound shy of a double-double with 12 points and 9 boards at FIU.
- Matched a season high with three assists vs. WKU. Also had 12 points on 6-of-10 shooting.
- Had a season-high 15 points alongside nine rebounds vs. FIU.
- Notched her first double-double of the season with 10 points and 10 rebounds at Charlotte.
- Scored her 1,000th point vs. Florida Atlantic on Jan. 17. Now 28th in scoring at ODU with 1,133 points.
- Set a season high with three blocks at UTSA.

CAREER HIGHS

PTS: 31, Charlotte - 3/11/21
RBS: 24 (2x), last: WKU - 3/5/21
AST: 5, Charlotte - 3/11/21
STL: 5 (5x), last: William & Mary - 12/5/21
BLK: 4, William & Mary - 12/5/19
MIN: 48, Charlotte - 3/11/21
FG: 15, Charlotte - 3/11/21
FGA: 29, Charlotte - 3/11/21
3FG: 1, 7x last vs. Rice - 3/7/20
3FGA: 2, 6x last vs. Rice - 3/7/20
FT: 10, Campbell - 11/8/19
FTA: 12, Campbell - 11/8/19

SEASON HIGHS

PTS: 15 (2x), last: UAB - 2/12/22
RBS: 12 (2x), last: Charlotte - 1/26/22
AST: 3 (3x), last: WKU - 2/19/22
STL: 5, William & Mary - 12/5/21
BLK: 3, UTSA - 1/13/22
MIN: 36, Florida Atlantic - 1/17/22
FG: 7, FIU - 2/7/22
FGA: 13, FIU - 2/7/22
3FG: ---
3FGA: ---
FT: 4 (2x), last: UTEP - 1/15/22
FTA: 7 (2x), last: UAB - 2/12/22

2021-22 GAME-BY-GAME

Opponent	Date	GS	MIN	Total		3-Pointers		Free throws		Rebounds				PF	A	TO	BLK	STL	PTS	AVG	
				FG-FGA	PCT	3FG-3FGA	PCT	FT-FTA	PCT	OFF	DEF	TOT	AVG								
South Carolina St.	11/09/2021	*	20:53	5-9	.556	0-0	.000	1-3	.333	3	3	6	6.0	2	0	2	0	2	11	11.0	
Auburn	11/14/2021	*	33:19	3-7	.429	0-0	.000	4-6	.667	2	6	8	7.0	4	0	2	1	1	10	10.5	
George Washington	11/18/2021	*	29:14	4-8	.500	0-0	.000	0-6	.000	8	4	12	8.7	2	0	2	1	1	8	9.7	
at VCU	11/21/2021	*	34:54	4-6	.667	0-0	.000	2-4	.500	3	3	6	8.0	3	2	5	1	2	10	9.8	
vs Saint Joseph's	11/26/2021	*	29:24	4-8	.500	0-0	.000	2-4	.500	2	3	5	7.4	3	0	1	0	0	10	9.8	
vs Texas Tech	11/27/2021	*	25:20	3-8	.375	0-0	.000	0-3	.000	3	1	4	6.8	2	0	1	2	1	6	9.2	
vs Stetson	11/28/2021	*	19:02	3-6	.500	0-0	.000	2-5	.400	0	3	3	6.3	3	0	0	1	0	8	9.0	
at William & Mary	12/05/2021	*	27:53	2-3	.667	0-0	.000	0-2	.000	0	5	5	6.1	0	1	4	0	5	4	8.4	
Bowie St.	12/08/2021	*	15:10	5-6	.833	0-0	.000	1-2	.500	3	2	5	6.0	0	0	0	0	2	11	8.7	
Norfolk St.	12/12/2021	*	22:07	4-4	1.000	0-0	.000	2-4	.500	3	2	5	5.9	0	0	5	1	2	10	8.8	
at Appalachian St.	12/18/2021	*	17:49	2-4	.500	0-0	.000	1-2	.500	0	2	2	5.5	1	3	0	2	0	5	8.5	
at Temple	12/22/2021	*	28:42	4-10	.400	0-0	.000	0-2	.000	3	2	5	5.5	3	0	2	1	3	8	8.4	
at UTSA	01/13/2022	*	19:18	3-6	.500	0-0	.000	1-1	1.000	1	3	4	5.4	4	0	3	3	1	7	8.3	
at UTEP	01/15/2022	*	31:59	1-5	.200	0-0	.000	4-7	.571	1	2	3	5.2	3	0	2	1	1	6	8.1	
Fla. Atlantic	01/17/2022	*	36:20	4-9	.444	0-0	.000	3-6	.500	3	3	6	5.3	4	3	1	2	3	11	8.3	
Rice	01/20/2022	*	31:06	5-8	.625	0-0	.000	0-0	.000	1	1	2	5.1	1	2	0	0	1	10	8.4	
North Texas	01/22/2022	*	21:07	6-10	.600	0-0	.000	1-4	.250	4	4	8	5.2	5	0	3	1	1	13	8.7	
Charlotte	01/26/2022	*	33:34	3-6	.500	0-0	.000	3-4	.750	6	6	12	5.6	2	2	2	0	2	9	8.7	
at Charlotte	01/29/2022	*	28:21	4-11	.364	0-0	.000	2-6	.333	3	7	10	5.8	1	0	3	1	2	10	8.8	
at Marshall	02/03/2022	*	24:04	5-6	.833	0-0	.000	0-0	.000	1	3	4	5.8	1	0	2	0	3	10	8.9	
at Western Ky.	02/05/2022	*	28:19	3-5	.600	0-0	.000	0-1	.000	2	1	3	5.6	3	1	1	1	0	6	8.7	
FIU	02/07/2022	*	27:11	7-13	.538	0-0	.000	1-2	.500	2	7	9	5.8	4	2	0	0	2	15	9.0	
Middle Tenn.	02/10/2022	*	28:12	3-3	1.000	0-0	.000	1-4	.250	0	6	6	5.8	4	2	2	1	0	7	8.9	
at UAB	02/13/2022	*	27:59	6-9	.667	0-0	.000	3-7	.429	0	2	2	5.6	2	0	2	2	1	15	9.2	
Marshall	02/17/2022	*	28:04	1-5	.200	0-0	.000	0-3	.000	1	5	6	5.6	2	1	1	0	0	2	8.9	
Western Ky.	02/19/2022	*	27:18	6-10	.600	0-0	.000	0-2	.000	1	5	6	5.7	2	3	0	1	1	12	9.0	
at Fla. Atlantic	02/24/2022	*	22:47	1-2	.500	0-0	.000	0-0	.000	0	4	4	5.6	3	1	1	0	0	2	8.7	
at FIU	02/26/2022	*	30:05	5-11	.455	0-0	.000	2-2	1.000	3	6	9	5.7	3	1	4	0	1	12	8.9	
Totals			28	749:32	106-198	.535	0-0	.000	36-92	.391	59	101	160	5.7	67	24	51	23	38	248	8.9

CAREER STATISTICS

SEASON	TEAM	GP-GS	MIN/AVG	Field Goals		3-Point		F-Throws		Rebounds				Scoring						
				FG-FGA	FG%	3FG-3FGA	3FG%	FT-FTA	FT%	OFF	DEF	TOT	AVG	PF-FO	A	TO	BLK	STL	PTS	AVG
2018-19	ODU	32-3	726/22.7	104-215	.484	6-16	.375	52-102	.510	82	127	209	6.5	82-0	27	45	14	50	266	8.3
2019-20	ODU	30-30	858/28.6	129-289	.446	1-19	.053	60-121	.496	88	157	245	8.2	70-1	32	71	24	63	319	10.6
2020-21	ODU	22-22	739/33.6	128-284	.451	0-1	.000	44-96	.458	80	166	246	11.2	65-3	39	51	22	45	300	13.6
2021-22	ODU	28-28	750/26.8	106-198	.535	0-0	.000	36-92	.391	59	101	160	5.7	67-1	24	51	23	38	248	8.9
TOTAL		112-83	3073/27.4	467-986	.474	7-36	.194	192-411	.467	309	551	860	7.7	284-5	122	218	83	196	1133	10.1



#24 EDEN SAMPLE

5-11 | FRESHMAN | GUARD | GWINNETT, GA. | COLLINS HILL

PLAYER NOTES

- Scored her first collegiate basket vs. Bowie State. Set personal bests with two points, two rebounds, one assist and one steal. Also played a season-high 13 minutes.

- Played in ODU's season opener with S.C. State. Made one free throw in four minutes of action.

- A nominee for the 2021 McDonald's All-American game and an Atlanta Journal-Constitution 6A All-State Second Team player as a senior. Led Collins Hill to a 6A state quarterfinal appearance as a senior. Was her team's leading scorer as a junior with 16.5 points per game. The MVP of the Deep South Classic as both a junior and a senior.

CAREER HIGHS

PTS: 2 (4x), last: WKU - 2/19/22
RBS: 2 (2x), last: Norfolk State - 12/12/21
AST: 1 (2x), last: Appalachian State - 12/18/21
STL: 1, Bowie State - 12/8/21
BLK: 1, Appalachian State - 12/18/21
MIN: 13, Bowie State - 12/8/21
FG: 1 (4x), last: WKU - 2/19/22
FGA: 3 (2x), last: Bowie State - 12/8/21
3FG: ---
3FGA: 3, William & Mary - 12/5/21
FT: 1 (2x), last: Norfolk State - 12/12/21
FTA: 2 (3x), last: Norfolk State - 12/12/21

2021-22 GAME-BY-GAME

Opponent	Date	GS	MIN	Total		3-Pointers		Free throws		Rebounds				PF	A	TO	BLK	STL	PTS	AVG
				FG-FGA	PCT	3FG-3FGA	PCT	FT-FTA	PCT	OFF	DEF	TOT	AVG							
South Carolina St.	11/09/2021		03:55	0-0	.000	0-0	.000	1-2	.500	0	0	0	0.0	0	0	0	0	0	1	1.0
at VCU	11/21/2021		01:30	0-0	.000	0-0	.000	0-0	.000	0	0	0	0.0	1	0	0	0	0	0	0.5
at William & Mary	12/05/2021		04:02	0-3	.000	0-3	.000	0-0	.000	0	0	0	0.0	1	0	0	0	0	0	0.3
Bowie St.	12/08/2021		12:54	1-3	.333	0-1	.000	0-2	.000	1	1	2	0.5	1	1	0	0	1	2	0.8
Norfolk St.	12/12/2021		03:17	0-1	.000	0-0	.000	1-2	.500	2	0	2	0.8	1	0	0	0	0	1	0.8
at Appalachian St.	12/18/2021		04:53	1-2	.500	0-1	.000	0-0	.000	0	0	0	0.7	0	1	0	1	0	2	1.0
at Marshall	02/03/2022		01:35	0-1	.000	0-1	.000	0-0	.000	0	0	0	0.6	0	0	0	0	0	0	0.9
at Western Ky.	02/05/2022		01:28	1-1	1.000	0-0	.000	0-0	.000	1	0	1	0.6	0	0	1	0	0	2	1.0
FIU	02/07/2022		01:05	0-0	.000	0-0	.000	0-0	.000	0	0	0	0.6	0	0	0	0	0	0	0.9
Western Ky.	02/19/2022		02:46	1-2	.500	0-1	.000	0-0	.000	0	0	0	0.5	0	0	0	0	0	2	1.0
at Fla. Atlantic	02/24/2022		01:44	0-1	.000	0-1	.000	0-0	.000	0	0	0	0.5	0	0	0	0	0	0	0.9
at FIU	02/26/2022		01:08	0-0	.000	0-0	.000	0-0	.000	0	0	0	0.4	0	0	0	0	0	0	0.8
Totals		0	40:17	4-14	.286	0-8	.000	2-6	.333	4	1	5	0.4	4	2	1	1	1	10	0.8

SEASON HIGHS

PTS: 2 (4x), last: WKU - 2/19/22
RBS: 2 (2x), last: Norfolk State - 12/12/21
AST: 1 (2x), last: Appalachian State - 12/18/21
STL: 1, Bowie State - 12/8/21
BLK: 1, Appalachian State - 12/18/21
MIN: 13, Bowie State - 12/8/21
FG: 1 (4x), last: WKU - 2/19/22
FGA: 3 (2x), last: Bowie State - 12/8/21
3FG: ---
3FGA: 3, William & Mary - 12/5/21
FT: 1 (2x), last: Norfolk State - 12/12/21
FTA: 2 (3x), last: Norfolk State - 12/12/21

CAREER STATISTICS

SEASON	TEAM	GP-GS	MIN/AVG	Field Goals		3-Point		F-Throws		Rebounds				Scoring						
				FG-FGA	FG%	3FG-3FGA	3FG%	FT-FTA	FT%	OFF	DEF	TOT	AVG	PF-FO	A	TO	BLK	STL	PTS	AVG
2021-22	ODU	12-0	40/3.4	4-14	.286	0-8	.000	2-6	.333	4	1	5	0.4	4-0	2	1	1	1	10	0.8
TOTAL		12-0	40/3.4	4-14	.286	0-8	.000	2-6	.333	4	1	5	0.4	4-0	2	1	1	1	10	0.8



#25 KALEN NELSON

5-11 | FRESHMAN | GUARD/FORWARD | TULSA, OKLA. | UNION

PLAYER NOTES

- Scored a season-high five points at FIU. Made two shots, including one from behind the arc.
- Beat the buzzer to end the first quarter vs. Middle Tennessee for the first 3-pointer of her career.
- Played a season-high 17 minutes vs. Bowie State, scoring a personal-best four points.
- Scored her first collegiate basket vs. Saint Joseph's.
- Played the most minutes (eight) by an ODU freshman vs. Auburn. Scored her first career point and grabbed two rebounds.
- Played 11 minutes in ODU's season opener vs. S.C. State. Grabbed five rebounds, including a pair of offensive boards.
- Averaged 13.4 points and 5.9 rebounds per game as a senior at Union High School, garnering all-state and All-World honors. Guided Union to the state semifinals in her final season, where it lost to the eventual state champions.

CAREER HIGHS

PTS: 5, FIU - 2/26/22
RBS: 5, S.C. State - 11/9/21
AST: 1 (2x), last: Marshall - 2/17/22
STL: 1 (5x), last: Florida Atlantic - 2/24/22
BLK: 1, WKU - 2/19/22
MIN: 17, Bowie State - 12/8/21
FG: 2, FIU - 2/26/22
FGA: 6, WKU - 2/19/22
3FG: 1 (2x), last: FIU - 2/26/22
3FGA: 2, WKU - 2/19/22
FT: 2 (2x), last: North Texas - 1/22/22
FTA: 2 (3x), last: North Texas - 1/22/22

SEASON HIGHS

PTS: 5, FIU - 2/26/22
RBS: 5, S.C. State - 11/9/21
AST: 1 (2x), last: Marshall - 2/17/22
STL: 1 (5x), last: Florida Atlantic - 2/24/22
BLK: 1, WKU - 2/19/22
MIN: 17, Bowie State - 12/8/21
FG: 2, FIU - 2/26/22
FGA: 6, WKU - 2/19/22
3FG: 1 (2x), last: FIU - 2/26/22
3FGA: 2, WKU - 2/19/22
FT: 2 (2x), last: North Texas - 1/22/22
FTA: 2 (3x), last: North Texas - 1/22/22

2021-22 GAME-BY-GAME

Opponent	Date	GS	MIN	Total		3-Pointers		Free throws		Rebounds				PF	A	TO	BLK	STL	PTS	AVG
				FG-FGA	PCT	3FG-3FGA	PCT	FT-FTA	PCT	OFF	DEF	TOT	AVG							
South Carolina St.	11/09/2021		10:57	0-2	.000	0-0	.000	0-0	.000	2	3	5	5.0	1	0	0	0	0	0	0.0
Auburn	11/14/2021		07:46	0-1	.000	0-0	.000	1-2	.500	1	1	2	3.5	0	0	0	0	0	1	0.5
George Washington	11/18/2021		02:21	0-0	.000	0-0	.000	0-0	.000	0	0	0	2.3	0	0	0	0	0	0	0.3
at VCU	11/21/2021		01:30	0-1	.000	0-0	.000	0-0	.000	0	1	1	2.0	0	0	0	0	0	0	0.3
vs Saint Joseph's	11/26/2021		07:17	1-1	1.000	0-0	.000	0-0	.000	1	1	2	2.0	0	0	0	0	0	2	0.6
vs Texas Tech	11/27/2021		03:43	0-0	.000	0-0	.000	0-0	.000	0	1	1	1.8	0	0	0	0	0	0	0.5
vs Stetson	11/28/2021		13:29	1-3	.333	0-0	.000	0-0	.000	0	2	2	1.9	2	0	0	0	0	2	0.7
at William & Mary	12/05/2021		06:22	1-2	.500	0-0	.000	0-0	.000	0	0	0	1.6	0	0	0	0	1	2	0.9
Bowie St.	12/08/2021		16:38	1-5	.200	0-0	.000	2-2	1.000	1	1	2	1.7	0	0	3	0	1	4	1.2
Norfolk St.	12/12/2021		03:08	0-0	.000	0-0	.000	0-0	.000	0	0	0	1.5	0	0	0	0	0	0	1.1
at Appalachian St.	12/18/2021		14:53	1-5	.200	0-0	.000	0-0	.000	1	0	1	1.5	1	1	0	0	0	2	1.2
at UTSA	01/13/2022		07:08	0-0	.000	0-0	.000	0-0	.000	0	2	2	1.5	1	0	0	0	1	0	1.1
at UTEP	01/15/2022		05:42	0-1	.000	0-0	.000	0-0	.000	0	0	0	1.4	1	0	1	0	0	0	1.0
Fla. Atlantic	01/17/2022		05:11	1-1	1.000	0-0	.000	0-0	.000	1	1	2	1.4	0	0	1	0	0	2	1.1
Rice	01/20/2022		03:28	0-0	.000	0-0	.000	0-0	.000	0	0	0	1.3	0	0	0	0	0	0	1.0
North Texas	01/22/2022		08:14	0-0	.000	0-0	.000	2-2	1.000	1	0	1	1.3	0	0	1	0	0	2	1.1
at Marshall	02/03/2022		02:35	0-0	.000	0-0	.000	0-0	.000	0	0	0	1.2	0	0	0	0	0	0	1.0
FIU	02/07/2022		03:38	0-0	.000	0-0	.000	0-0	.000	0	0	0	1.2	0	0	0	0	0	0	0.9
Middle Tenn.	02/10/2022		05:34	1-1	1.000	1-1	1.000	0-0	.000	1	1	2	1.2	0	0	1	0	0	3	1.1
at UAB	02/13/2022		03:44	0-0	.000	0-0	.000	0-0	.000	0	1	1	1.2	1	0	0	0	0	0	1.0
Marshall	02/17/2022		02:29	0-0	.000	0-0	.000	0-0	.000	0	1	1	1.2	0	1	0	0	0	0	1.0
Western Ky.	02/19/2022		12:55	1-6	.167	0-2	.000	0-0	.000	3	1	4	1.3	3	0	1	1	0	2	1.0
at Fla. Atlantic	02/24/2022		11:32	1-4	.250	0-1	.000	0-0	.000	1	1	2	1.3	0	0	0	0	1	2	1.0
at FIU	02/26/2022		07:11	2-3	.667	1-1	1.000	0-0	.000	0	0	0	1.3	0	0	0	0	0	5	1.2
Totals		0	167:25	11-36	.306	2-5	.400	5-6	.833	13	18	31	1.3	10	2	8	1	5	29	1.2

CAREER STATISTICS

		Field Goals		3-Point		F-Throws		Rebounds				Scoring								
SEASON	TEAM	GP-GS	MIN/AVG	FG-FGA	FG%	3FG-3FGA	3FG%	FT-FTA	FT%	OFF	DEF	TOT	AVG	PF-FO	A	TO	BLK	STL	PTS	AVG
2021-22	ODU	24-0	167/7.0	11-36	.306	2-5	.400	5-6	.833	13	18	31	1.3	10-0	2	8	1	5	29	1.2
TOTAL		24-0	167/7.0	11-36	.306	2-5	.400	5-6	.833	13	18	31	1.3	10-0	2	8	1	5	29	1.2



#35 ALEX ROUSE

5-8 | FRESHMAN | GUARD | LITTLE ROCK, ARK. | JOE T. ROBINSON

PLAYER NOTES

- Scored her first collegiate points vs. WKU on Feb. 19. Finished with five on 2-of-2 shooting. Converted a 3-point play for her first points.
- Played four minutes in ODU's season opener vs. S.C. State. Grabbed one offensive rebound.
- A multi-sport athlete at Joe T. Robinson. Scored over 2,000-career points to set the school record. Earned all-conference and all-state recognition as a senior after averaging 25.5 points, six rebounds and three assists per game
- A former state champion in soccer and played volleyball for a season.
- Father played football at Arkansas and for the Chicago Bears.

CAREER HIGHS

PTS: 5, WKU - 2/19/22
 RBS: 2, WKU - 2/19/22
 AST: ---
 STL: ---
 BLK: ---
 MIN: 6, WKU - 2/19/22
 FG: 2, WKU - 2/19/22
 FGA: 2, WKU - 2/19/22
 3FG: ---
 3FGA: 1, Marshall - 2/3/22
 FT: 1, WKU - 2/19/22
 FTA: 1, WKU - 2/19/22

2021-22 GAME-BY-GAME

Opponent	Date	GS	MIN	Total		3-Pointers		Free throws		Rebounds				Scoring						
				FG-FGA	PCT	3FG-3FGA	PCT	FT-FTA	PCT	OFF	DEF	TOT	AVG	PF	A	TO	BLK	STL	PTS	AVG
South Carolina St.	11/09/2021		03:55	0-0	.000	0-0	.000	0-0	.000	1	0	1	1.0	1	0	0	0	0	0	0.0
at VCU	11/21/2021		01:30	0-0	.000	0-0	.000	0-0	.000	1	0	1	1.0	0	0	0	0	0	0	0.0
at Marshall	02/03/2022		02:09	0-1	.000	0-1	.000	0-0	.000	0	0	0	0.7	1	0	1	0	0	0	0.0
at Western Ky.	02/05/2022		01:28	0-0	.000	0-0	.000	0-0	.000	0	0	0	0.5	0	0	0	0	0	0	0.0
FIU	02/07/2022		01:04	0-0	.000	0-0	.000	0-0	.000	0	0	0	0.4	0	0	0	0	0	0	0.0
Western Ky.	02/19/2022		05:47	2-2	1.000	0-0	.000	1-1	1.000	2	0	2	0.7	1	0	1	0	0	5	0.8
at Fla. Atlantic	02/24/2022		01:44	0-0	.000	0-0	.000	0-0	.000	0	0	0	0.6	0	0	0	0	0	0	0.7
Totals			0 17:37	2-3	.667	0-1	.000	1-1	1.000	4	0	4	0.6	3	0	2	0	0	5	0.7

SEASON HIGHS

PTS: 5, WKU - 2/19/22
 RBS: 2, WKU - 2/19/22
 AST: ---
 STL: ---
 BLK: ---
 MIN: 6, WKU - 2/19/22
 FG: 2, WKU - 2/19/22
 FGA: 2, WKU - 2/19/22
 3FG: ---
 3FGA: 1, Marshall - 2/3/22
 FT: 1, WKU - 2/19/22
 FTA: 1, WKU - 2/19/22

CAREER STATISTICS

SEASON	TEAM	GP-GS	MIN/AVG	Field Goals		3-Point		F-Throws		Rebounds				Scoring						
				FG-FGA	FG%	3FG-3FGA	3FG%	FT-FTA	FT%	OFF	DEF	TOT	AVG	PF-FO	A	TO	BLK	STL	PTS	AVG
2021-22	ODU	7-0	18/2.5	2-3	.667	0-1	.000	1-1	1.000	4	0	4	0.6	3-0	0	2	0	0	5	0.7
TOTAL		7-0	18/2.5	2-3	.667	0-1	.000	1-1	1.000	4	0	4	0.6	3-0	0	2	0	0	5	0.7



#44 AMHYIA MORELAND

6-1 | FRESHMAN | FORWARD | CHARLOTTE, N.C. | ZEBULON B. VANCE

PLAYER NOTES

- Matched a personal best with four points while setting career bests with six rebounds and three blocks vs. FIU.
- Came down with four boards vs. Bowie State. Also had two steals.
- Grabbed three rebounds vs. Stetson.
- Scored two points and grabbed two rebounds in four minutes of action in ODU's season opener with S.C. State.
- A two-time 4A state champion. Posted an 11-point, 13-rebound double-double in the 2021 state championship. Averaged 18.2 points and 7.4 rebounds per game as a senior, earning I-Meck Player of the Year honors.

CAREER HIGHS

PTS: 4 (2x), last: FIU - 2/7/22
RBS: 6, FIU - 2/7/22
AST: 1 (3x), last: North Texas - 1/22/22
STL: 2, Bowie State - 12/8/21
BLK: 3, FIU - 2/7/22
MIN: 12, FIU - 2/7/22
FG: 2, Norfolk State - 12/12/21
FGA: 3 (2x), last: FIU - 2/7/22
3FG: ---
3FGA: ---
FT: 2, FIU - 2/7/22
FTA: 4, FIU - 2/7/22

SEASON HIGHS

PTS: 4 (2x), last: FIU - 2/7/22
RBS: 6, FIU - 2/7/22
AST: 1 (3x), last: North Texas - 1/22/22
STL: 2, Bowie State - 12/8/21
BLK: 3, FIU - 2/7/22
MIN: 12, FIU - 2/7/22
FG: 2, Norfolk State - 12/12/21
FGA: 3 (2x), last: FIU - 2/7/22
3FG: ---
3FGA: ---
FT: 2, FIU - 2/7/22
FTA: 4, FIU - 2/7/22

2021-22 GAME-BY-GAME

Opponent	Date	GS	MIN	Total		3-Pointers		Free throws		Rebounds				Other								
				FG-FGA	PCT	3FG-3FGA	PCT	FT-FTA	PCT	OFF	DEF	TOT	AVG	PF	A	TO	BLK	STL	PTS	AVG		
South Carolina St.	11/09/2021		03:55	1-3	.333	0-0	.000	0-0	.000	0	2	2	2.0	0	0	2	0	0	2	0	2	2.0
at VCU	11/21/2021		08:33	0-0	.000	0-0	.000	0-0	.000	0	2	2	2.0	4	1	2	1	0	0	0	1.0	
vs Saint Joseph's	11/26/2021		03:01	0-2	.000	0-0	.000	0-0	.000	0	0	0	1.3	0	0	2	0	0	0	0	0.7	
vs Texas Tech	11/27/2021		03:27	0-0	.000	0-0	.000	0-0	.000	0	0	0	1.0	3	0	0	0	0	0	0	0.5	
vs Stetson	11/28/2021		04:40	0-2	.000	0-0	.000	0-0	.000	1	2	3	1.4	2	0	3	1	0	0	0	0.4	
at William & Mary	12/05/2021		03:26	1-2	.500	0-0	.000	0-0	.000	0	0	0	1.2	0	0	0	1	0	2	0	0.7	
Bowie St.	12/08/2021		10:40	0-1	.000	0-0	.000	1-2	.500	0	4	4	1.6	2	0	0	0	2	1	0	0.7	
Norfolk St.	12/12/2021		07:31	2-2	1.000	0-0	.000	0-1	.000	1	1	2	1.6	2	1	1	0	1	4	1	1.1	
at Appalachian St.	12/18/2021		07:03	0-1	.000	0-0	.000	0-0	.000	1	1	2	1.7	4	0	0	0	0	0	0	1.0	
North Texas	01/22/2022		07:51	1-2	.500	0-0	.000	1-2	.500	4	0	4	1.9	0	1	1	0	0	3	1	1.2	
Charlotte	01/26/2022		08:35	1-2	.500	0-0	.000	1-2	.500	1	3	4	2.1	0	0	0	2	0	3	1	1.4	
at Charlotte	01/29/2022		02:58	0-0	.000	0-0	.000	0-0	.000	1	0	1	2.0	1	0	1	0	0	0	0	1.3	
at Marshall	02/03/2022		07:47	1-1	1.000	0-0	.000	1-2	.500	1	2	3	2.1	1	0	1	1	1	1	3	1.4	
at Western Ky.	02/05/2022		05:03	0-1	.000	0-0	.000	1-2	.500	2	0	2	2.1	1	0	0	1	0	1	0	1.4	
FIU	02/07/2022		12:00	1-3	.333	0-0	.000	2-4	.500	3	3	6	2.3	4	0	2	3	0	4	1	1.5	
Totals			0 96:29	8-22	.364	0-0	.000	7-15	.467	15	20	35	2.3	24	3	15	10	4	23	1.5		

CAREER STATISTICS

SEASON	TEAM	GP-GS	MIN/AVG	Field Goals		3-Point		F-Throws		Rebounds				Other				Scoring		
				FG-FGA	FG%	3FG-3FGA	3FG%	FT-FTA	FT%	OFF	DEF	TOT	AVG	PF	FO	A	TO	BLK	STL	PTS
2021-22	ODU	15-0	96/6.4	8-22	.364	0-0	.000	7-15	.467	15	20	35	2.3	24-0	3	15	10	4	23	1.5
TOTAL		15-0	96/6.4	8-22	.364	0-0	.000	7-15	.467	15	20	35	2.3	24-0	3	15	10	4	23	1.5

2021-22 OVERALL SEASON STATS

Game Records

Record	Overall	Home	Away	Neutral
ALL GAMES	22-6	10-3	9-3	3-0
CONFERENCE	12-4	6-2	6-2	0-0
NON-CONFERENCE	10-2	4-1	3-1	3-0

Score by Periods

Team	1st	2nd	3rd	4th	OT	TOT
Old Dominion	415	445	473	476	0	1809
Opponents	362	351	412	408	0	1533

Team Box Score

No.	Player				Total		3-Point		F-Throw		Rebounds											
		GP-GS	MIN	AVG	FG-FGA	FG%	3FG-3FGA	3FG%	FT-FTA	FT%	OFF	DEF	TOT	AVG	PF	DQ	A	TO	BLK	STL	PTS	AVG
2	ALLEN, Iggy	28-28	860:09	30.7	152-415	.366	45-148	.304	70-94	.745	71	144	215	7.7	68	0	45	54	5	45	419	15.0
14	WAYNE, Ajah	27-27	799:00	29.6	127-303	.419	21-71	.296	90-127	.709	69	92	161	6.0	54	1	47	55	16	43	365	13.5
23	YOUNG, Amari	28-28	749:32	26.8	106-198	.535	0-0	.000	36-92	.391	59	101	160	5.7	67	1	24	51	23	38	248	8.9
12	JACKSON, Brianna	28-16	531:04	19.0	76-156	.487	0-1	.000	36-58	.621	58	83	141	5.0	86	2	7	45	43	20	188	6.7
1	ADAMS, Mariah	26-23	819:41	31.5	58-166	.349	6-42	.143	39-47	.830	17	60	77	3.0	69	1	116	67	3	52	161	6.2
4	HUDSON, Aziah	28-3	485:13	17.3	47-128	.367	28-89	.315	22-30	.733	8	14	22	0.8	36	0	14	17	1	23	144	5.1
11	CLARK, Kaye	28-13	622:26	22.2	47-136	.346	14-51	.275	15-25	.600	30	37	67	2.4	57	1	44	45	12	44	123	4.4
3	WASHINGTON, Taleah	9-2	115:51	12.9	12-36	.333	7-23	.304	6-10	.600	1	8	9	1.0	6	0	10	15	3	4	37	4.1
5	BARNES-WILLIAMS, Ashanti	15-0	104:22	7.0	11-31	.355	0-3	.000	5-8	.625	12	9	21	1.4	17	0	6	8	2	4	27	1.8
44	MORELAND, Amhyia	15-0	96:29	6.4	8-22	.364	0-0	.000	7-15	.467	15	20	35	2.3	24	0	3	15	10	4	23	1.5
25	NELSON, Kaylen	24-0	167:25	7.0	11-36	.306	2-5	.400	5-6	.833	13	18	31	1.3	10	0	2	8	1	5	29	1.2
0	CAMPBELL, Joy	25-0	190:54	7.6	11-40	.275	3-14	.214	5-11	.455	4	22	26	1.0	13	0	13	16	0	12	30	1.2
24	SAMPLE, Eden	12-0	40:17	3.4	4-14	.286	0-8	.000	2-6	.333	4	1	5	0.4	4	0	2	1	1	1	10	0.8
35	ROUSE, Alex	7-0	17:37	2.5	2-3	.667	0-1	.000	1-1	1.000	4	0	4	0.6	3	0	0	2	0	0	5	0.7
Team											49	53	102									
Total		28	5600		672-1684	.399	126-456	.276	339-530	.640	414	662	1076	38.4	514	6	333	416	120	295	1809	64.6
Opponents		28	5600		536-1455	.368	115-419	.274	346-511	.677	327	695	1022	36.5	514	14	265	572	84	185	1533	54.8

Team Statistics

	ODU	OPP
Scoring	1809	1533
Points per game	64.6	54.8
Scoring margin	+9.9	-
Field goals-att	672-1684	536-1455
Field goal pct	.399	.368
3 point fg-att	126-456	115-419
3-point FG pct	.276	.274
3-pt FG made per game	4.5	4.1
Free throws-att	339-530	346-511
Free throw pct	.640	.677
F-Throws made per game	12.1	12.4
Rebounds	1076	1022
Rebounds per game	38.4	36.5
Rebounding margin	+1.9	-
Assists	333	265
Assists per game	11.9	9.5
Turnovers	416	572
Turnovers per game	14.9	20.4
Turnover margin	+5.6	-
Assist/turnover ratio	0.8	0.5
Steals	295	185
Steals per game	10.5	6.6
Blocks	120	84
Blocks per game	4.3	3.0
Winning streak	3	-
Home win streak	1	-
Attendance	20746	8919
Home games-Avg/Game	13-1596	12-743
Neutral site-Avg/Game	-	3-0

Team Results

Date	Opponent		Score	Att.
11/09/2021	South Carolina St.	W	80-52	1649
11/14/2021	Auburn	W	57-44	1776
11/18/2021	George Washington	L	45-47	1719
11/21/2021	at VCU	L	48-71	641
11/26/2021	vs Saint Joseph's	W	67-50	0
11/27/2021	vs Texas Tech	W	59-45	0
11/28/2021	vs Stetson	W	61-51	0
12/05/2021	at William & Mary	W	68-55	221
12/08/2021	Bowie St.	W	70-29	1591
12/12/2021	Norfolk St.	W	76-47	1924
12/18/2021	at Appalachian St.	W	85-49	204
12/22/2021	at Temple	W	71-68	3122
01/13/2022	at UTSA	W	57-46	455
01/15/2022	at UTEP	L	48-53	782
01/17/2022	Fla. Atlantic	W	61-48	1477
01/20/2022	Rice	W	69-59	1393
01/22/2022	North Texas	W	67-57	558
01/26/2022	Charlotte	L	61-64	1620
01/29/2022	at Charlotte	W	54-45	819
02/03/2022	at Marshall	W	62-47	412
02/05/2022	at Western Ky.	L	57-71	1156
02/07/2022	FIU	W	73-61	1615
02/10/2022	Middle Tenn.	W	58-56	1574
02/13/2022	at UAB	W	81-75	321
02/17/2022	Marshall	L	48-64	1765
02/19/2022	Western Ky.	W	75-55	2085
02/24/2022	at Fla. Atlantic	W	70-55	410
02/26/2022	at FIU	W	81-69	376

CONFERENCE USA STATS

Game Records

Record	Overall	Home	Away	Neutral
ALL GAMES	12-4	6-2	6-2	0-0
CONFERENCE	12-4	6-2	6-2	0-0
NON-CONFERENCE	0-0	0-0	0-0	0-0

Score by Periods

Team	1st	2nd	3rd	4th	OT	TOT
Old Dominion	223	254	274	271	0	1022
Opponents	236	195	252	242	0	925

Team Box Score

No.	Player	Total					3-Point		F-Throw		Rebounds				Other				PTS	AVG		
		GP-GS	MIN	AVG	FG-FGA	FG%	3FG-3FGA	3FG%	FT-FTA	FT%	OFF	DEF	TOT	AVG	PF	DQ	A	TO			BLK	STL
2	ALLEN, Iggy	16-16	511:51	32.0	88-250	.352	25-96	.260	46-61	.754	41	74	115	7.2	42	0	22	34	3	25	247	15.4
14	WAYNE, Ajah	15-15	452:42	30.2	69-166	.416	7-35	.200	40-61	.656	31	59	90	6.0	34	1	25	36	9	21	185	12.3
23	YOUNG, Amari	16-16	445:44	27.9	63-119	.529	0-0	.000	21-49	.429	29	65	94	5.9	44	1	18	27	13	19	147	9.2
12	JACKSON, Brianna	16-12	344:18	21.5	47-99	.475	0-0	.000	26-39	.667	38	53	91	5.7	53	1	4	21	23	15	120	7.5
4	HUDSON, Aziah	16-3	284:34	17.8	34-81	.420	20-55	.364	16-19	.842	6	9	15	0.9	24	0	7	11	1	9	104	6.5
1	ADAMS, Mariah	16-16	529:40	33.1	36-106	.340	3-26	.115	21-24	.875	10	40	50	3.1	36	0	76	42	3	27	96	6.0
11	CLARK, Kaye	16-2	312:22	19.5	18-71	.254	7-30	.233	8-13	.615	14	17	31	1.9	29	0	17	20	7	14	51	3.2
44	MORELAND, Amhyia	6-0	44:14	7.4	4-9	.444	0-0	.000	6-12	.500	12	8	20	3.3	7	0	1	5	7	1	14	2.3
5	BARNES-WILLIAMS, Ashanti	8-0	58:24	7.3	7-17	.412	0-1	.000	2-3	.667	9	6	15	1.9	8	0	3	5	1	1	16	2.0
25	NELSON, Kaylen	13-0	79:21	6.1	6-16	.375	2-5	.400	2-2	1.000	7	8	15	1.2	6	0	1	5	1	3	16	1.2
0	CAMPBELL, Joy	15-0	114:53	7.7	6-22	.273	3-10	.300	2-4	.500	0	12	12	0.8	10	0	11	6	0	6	17	1.1
35	ROUSE, Alex	5-0	12:12	2.4	2-3	.667	0-1	.000	1-1	1.000	2	0	2	0.4	2	0	0	2	0	0	5	1.0
24	SAMPLE, Eden	6-0	09:46	1.6	2-5	.400	0-3	.000	0-0	.000	1	0	1	0.2	0	0	0	1	0	0	4	0.7
Team											28	29	57					12				
Total		16	3200		382-964	.396	67-262	.256	191-288	.663	228	380	608	38.0	295	3	185	227	68	141	1022	63.9
Opponents		16	3200		320-843	.380	76-257	.296	209-302	.692	180	405	585	36.6	282	9	165	300	46	96	925	57.8

Team Statistics

	ODU	OPP
Scoring	1022	925
Points per game	63.9	57.8
Scoring margin	+6.1	-
Field goals-att	382-964	320-843
Field goal pct	.396	.380
3 point fg-att	67-262	76-257
3-point FG pct	.256	.296
3-pt FG made per game	4.2	4.8
Free throws-att	191-288	209-302
Free throw pct	.663	.692
F-Throws made per game	11.9	13.1
Rebounds	608	585
Rebounds per game	38.0	36.6
Rebounding margin	+1.4	-
Assists	185	165
Assists per game	11.6	10.3
Turnovers	227	300
Turnovers per game	14.2	18.8
Turnover margin	+4.6	-
Assist/turnover ratio	0.8	0.6
Steals	141	96
Steals per game	8.8	6.0
Blocks	68	46
Blocks per game	4.3	2.9
Winning streak	3	-
Home win streak	1	-
Attendance	12087	4731
Home games-Avg/Game	8-1511	8-591
Neutral site-Avg/Game	-	0-0

Team Results

Date	Opponent	Score	Att.
01/13/2022	at UTSA	W 57-46	455
01/15/2022	at UTEP	L 48-53	782
01/17/2022	Fla. Atlantic	W 61-48	1477
01/20/2022	Rice	W 69-59	1393
01/22/2022	North Texas	W 67-57	558
01/26/2022	Charlotte	L 61-64	1620
01/29/2022	at Charlotte	W 54-45	819
02/03/2022	at Marshall	W 62-47	412
02/05/2022	at Western Ky.	L 57-71	1156
02/07/2022	FIU	W 73-61	1615
02/10/2022	Middle Tenn.	W 58-56	1574
02/13/2022	at UAB	W 81-75	321
02/17/2022	Marshall	L 48-64	1765
02/19/2022	Western Ky.	W 75-55	2085
02/24/2022	at Fla. Atlantic	W 70-55	410
02/26/2022	at FIU	W 81-69	376

Old Dominion Women's Basketball 2021-22 Game Notes

BOX SCORES

GAME ONE



Official Basketball Box Score - Final
South Carolina St. at Old Dominion
 11/09/21 Charlayne Arena, Norfolk, Va.
 2021-22 Women's Basketball

Game Time: 6:30 PM
 Game Duration: 1:58
 Attendance: 1,549

Officials: Tammy Holman, Priscilla Herring, Sarah Williams

South Carolina St. - 52

Record: 0-1

NO. Name	Min	FG		3P		FT		Rebounds		Fouls		TP	AS	TO	ST	Blocks		+/-
		M-A	M-A	M-A	M-A	OR	DR	FF	FD	BS	BA							
24 Trinity Klock	16:30	1-4	0-0	0-0	0-0	4	4	2	2	2	1	4	0	0	0	0	0	-14
2 Nadia Reese	16:30	1-4	0-0	0-0	0-0	4	4	2	2	2	1	4	0	0	0	0	0	-15
3 Lovely Sonnier	21:22	1-5	0-3	0-2	1	4	5	3	3	2	0	3	0	0	0	0	0	-15
15 Shania Wright	11:30	1-1	1-1	0-0	0	1	1	1	1	0	3	0	2	0	0	0	0	-8
21 Victoria Jordan	17:18	1-2	0-0	2-3	0	1	1	1	2	4	1	2	1	0	0	0	0	-4
34 Tiona Walls	17:35	1-3	0-1	2-4	1	2	3	1	2	4	1	1	1	0	0	0	0	-12
20 Nicole Gwynn	30:32	5-11	3-6	2-4	0	2	2	3	3	15	0	11	1	0	1	0	1	-19
5 Mekayla Lumpkin	22:24	0-2	0-2	0-0	0	0	0	0	0	0	2	1	1	0	1	0	1	-18
4 Brianna Thompson	14:50	0-1	0-0	1-2	0	0	0	3	1	1	1	1	0	1	1	0	1	-12
23 Aliciah Fields	11:16	1-1	0-0	0-0	1	0	1	0	0	2	0	2	0	0	0	0	0	-7
Team						3	4	7	0	0	2							
Totals		18-45	5-15	11-22	9	26	35	22	19	52	7	35	5	6	4	28		

Technical Fouls: NONE

Shooting By Period	
1 st FG%	6-15 40.0%
2 nd FG%	4-11 36.4%
3 rd FG%	5-12 41.7%
4 th FG%	3-7 42.9%
3PT%	0-0 0.0%
FT%	5-12 41.7%
GM FG%	18-45 40.0%
3PT%	5-15 33.3%
FT%	11-22 50.0%

Dead Ball Rebounds: 6, 0

GAME TWO



Official Basketball Box Score - Final
Auburn at Old Dominion
 11/14/21 Charlayne Arena, Norfolk, Va.
 2021-22 Women's Basketball

Game Time: 2:00 PM
 Game Duration: 2:17
 Attendance: 1,776

Officials: Measow Overstreet, Bill Larrance, David Jenkins

Auburn - 44

Record: 0-2

NO. Name	Min	FG		3P		FT		Rebounds		Fouls		TP	AS	TO	ST	Blocks		+/-
		M-A	M-A	M-A	M-A	OR	DR	FF	FD	BS	BA							
10 Kiyae White	11:12	0-2	0-0	0-0	0	0	0	4	1	0	0	0	0	0	1	1	2	
2 Sania Wells	27:36	4-10	1-2	2-2	0	1	1	4	3	11	1	2	0	0	0	0	0	-7
3 Annie Hughes	37:35	1-6	0-4	0-0	0	2	2	1	2	2	0	0	0	0	1	1	0	-17
5 Aicha Coulibaly	38:07	7-14	0-2	3-7	4	9	13	4	6	17	0	3	1	1	0	0	0	-18
23 Honeshy Scott-Grayson	36:49	3-17	0-3	4-5	2	9	11	2	4	10	1	2	2	0	2	0	0	-14
14 Jash Jordan	05:38	0-1	0-0	0-0	1	1	2	2	0	0	1	3	0	0	1	1	0	-9
1 Xaria Wiggins	14:14	0-2	0-2	0-0	0	2	2	3	1	0	0	2	0	0	0	0	0	-3
12 Mar'shaun Bostic	17:07	0-3	0-0	2-2	0	1	1	4	1	2	2	1	2	1	2	1	0	-6
0 Amoura Graves	04:12	0-1	0-1	0-0	1	0	1	0	0	0	0	0	0	0	0	0	0	4
20 Adora Onwumelu	05:49	0-3	0-0	2-2	3	2	5	2	1	2	0	0	0	0	1	1	0	-7
4 Riley Donahue	00:49	0-0	0-0	0-0	0	0	0	0	0	0	0	0	0	0	0	0	0	0
Team						0	4	4	0	0	1							
Totals		15-59	1-14	13-18	11	31	42	27	19	44	5	16	5	5	7	13		

Technical Fouls: NONE

Shooting By Period	
1 st FG%	6-16 37.5%
2 nd FG%	2-16 12.5%
3 rd FG%	3-10 30.0%
4 th FG%	4-17 23.5%
3PT%	0-0 0.0%
FT%	11-22 50.0%
GM FG%	15-59 25.4%
3PT%	1-14 7.1%
FT%	13-18 72.2%

Dead Ball Rebounds: 3, 1

Old Dominion - 80

Record: 1-0

NO. Name	Min	FG		3P		FT		Rebounds		Fouls		TP	AS	TO	ST	Blocks		+/-
		M-A	M-A	M-A	M-A	OR	DR	FF	FD	BS	BA							
23 Amari Young	20:53	5-9	0-0	1-3	3	3	6	2	3	11	0	2	2	2	0	2	16	
1 Mariah Adams	24:23	4-9	0-2	2-2	0	1	1	4	4	10	2	1	4	0	0	0	0	24
2 Iggy Allen	22:23	6-13	0-2	1-2	4	4	7	2	2	15	0	0	3	0	0	0	0	19
11 Kaye Clark	22:10	4-8	2-3	1-2	4	1	5	2	1	11	1	3	4	1	0	0	0	19
14 Ajah Wayne	26:38	4-13	1-4	6-6	4	3	7	1	4	15	1	1	2	1	2	1	2	23
3 Taleah Washington	13:26	1-5	0-1	4-5	0	2	2	1	3	6	1	3	1	1	0	0	0	7
25 Kaylen Nelson	10:57	0-2	0-0	0-0	2	3	5	1	0	0	0	0	0	0	0	0	0	7
0 Joy Campbell	09:45	0-0	0-0	0-0	0	0	0	0	0	0	0	0	0	0	0	0	0	4
12 Brianna Jackson	05:32	1-2	0-0	0-0	1	0	1	0	1	2	0	1	0	1	1	2	0	0
4 Aziah Hudson	18:26	1-5	0-4	0-2	0	0	0	0	1	2	1	1	1	1	0	0	0	18
5 Ashanti Barnes-Williams	13:42	1-4	0-2	3-5	1	2	4	2	5	1	2	1	2	0	0	0	0	0
22 Eden Sample	03:55	0-0	0-0	1-2	0	0	0	0	1	1	0	0	0	0	0	0	0	-2
35 Alex Rouse	03:55	0-0	0-0	0-0	1	0	1	0	1	0	0	0	0	0	0	0	0	-2
44 Amhyia Moreland	03:55	1-3	0-0	0-0	2	2	0	0	2	0	2	0	2	0	0	0	0	-2
Team						2	5	0	0	0								
Totals		28-73	5-18	19-29	21	23	44	19	22	80	9	15	19	4	6	28		

Technical Fouls: NONE

Shooting By Period	
1 st FG%	11-17 64.7%
2 nd FG%	9-26 34.6%
3 rd FG%	3-16 18.8%
4 th FG%	5-14 35.7%
3PT%	0-3 0.0%
FT%	9-13 69.2%
GM FG%	28-73 38.4%
3PT%	5-18 27.8%
FT%	19-29 65.5%

Dead Ball Rebounds: 8, 0

Old Dominion - 57

Record: 2-0

NO. Name	Min	FG		3P		FT		Rebounds		Fouls		TP	AS	TO	ST	Blocks		+/-
		M-A	M-A	M-A	M-A	OR	DR	FF	FD	BS	BA							
23 Amari Young	33:19	3-7	0-0	4-6	2	6	8	4	9	10	0	2	1	1	0	0	0	3
1 Mariah Adams	24:17	0-4	0-2	0-2	0	2	2	4	2	0	2	4	1	0	0	0	0	4
2 Iggy Allen	38:21	7-17	3-6	4-6	5	10	15	3	5	21	1	2	2	0	0	0	0	18
11 Kaye Clark	26:26	0-1	0-1	2-2	0	0	0	1	3	1	2	1	1	0	0	0	0	17
14 Ajah Wayne	35:50	5-18	1-6	8-9	2	9	11	6	1	19	2	0	1	1	2	1	0	15
3 Taleah Washington	08:16	0-1	0-0	0-0	0	2	2	0	0	0	0	2	0	0	0	0	0	-8
4 Aziah Hudson	16:24	0-4	0-3	2-2	0	0	0	1	1	2	0	0	0	0	0	0	0	5
25 Kaylen Nelson	07:46	0-1	0-0	1-2	1	1	2	0	1	1	0	0	0	0	0	0	0	0
0 Joy Campbell	06:38	0-1	0-0	0-0	0	0	0	0	0	0	0	0	0	0	0	0	0	0
5 Ashanti Barnes-Williams	05:53	0-0	0-0	0-0	0	0	0	0	0	0	0	0	0	0	0	0	0	0
12 Brianna Jackson	07:50	1-2	0-0	0-1	1	4	5	2	2	0	2	0	2	0	3	0	0	11
Team						2	1	3	0	0								
Totals		16-56	4-18	21-30	13	35	48	19	27	57	6	13	8	7	5	13		

Technical Fouls: NONE

Shooting By Period	
1 st FG%	2-12 16.7%
2 nd FG%	4-15 26.7%
3 rd FG%	7-15 46.7%
4 th FG%	3-14 21.4%
3PT%	1-4 25.0%
FT%	15-26 57.7%
GM FG%	16-56 28.6%
3PT%	4-18 22.2%
FT%	21-30 70.0%

Dead Ball Rebounds: 4, 0

Biggest lead

0 (1<

Old Dominion Women's Basketball 2021-22 Game Notes

BOX SCORES

GAME FIVE



Official Basketball Box Score - Final
Saint Joseph's at Old Dominion
11/26/21 Leonard E. Merrell Center, Katy
2021-22 Women's Basketball

Game Time: 11:00 AM
Game Duration: 1:46

Officials: Demoya Williams, Chaney Murch, Kristen Jones

Saint Joseph's - 50

Record: 3-4

NO. Name	Min	FG			3P			FT			Rebounds			Fouls			TP	AS	TO	ST	Blocks			+/-
		M-A	M-A	M-A	M-A	M-A	M-A	M-A	M-A	M-A	OR	DR	TOT	PF	FD	BS					BA	BL		
11 Elizabeth Marsicano	F	12:49	1-4	1-3	0-0	0	0	0	4	0	3	2	2	0	0	0	0	-2						
32 Gabby Smalls	F	10:51	0-1	0-0	0-0	0	0	0	3	3	4	1	0	0	1	0	0	-13						
5 Julia Nystrom	G	29:23	1-4	0-2	0-0	1	2	3	1	1	2	3	0	0	0	0	-5							
14 Katie Jekot	G	31:40	2-10	1-5	2-2	0	4	4	0	4	0	4	2	1	0	0	-16							
23 Alayna Gribble	G	30:31	4-9	3-6	0-0	3	1	4	0	0	11	0	0	0	1	2	-13							
0 Talya Brugler		16:57	2-5	0-1	0-0	1	2	3	0	2	4	0	1	0	0	0	-1							
33 Katie Mayock		16:55	1-3	0-0	0-0	1	2	3	1	0	2	4	0	1	2	0	-1							
1 Olivia Mullins		19:40	1-5	0-2	4-4	0	0	0	1	2	6	1	2	1	0	1	-9							
21 Mackenzie Smith		08:46	1-3	1-1	0-0	0	1	1	2	0	3	0	1	0	0	0	-8							
12 Laila Fair		22:28	5-7	0-0	2-4	3	1	4	0	0	7	0	3	1	2	0	-2							
Team						3	1	4																
Totals			18-51	6-20	8-10	12	19	31	16	15	50	12	15	4	5	3	-17							

Technical Fouls: Nystrom 2nd 6th 6th 5th

Shooting By Period		
1 st FG%	1-10	10.0%
3PT%	0-3	0.0%
FT%	2-2	100%
2 nd FG%	6-15	40.0%
3PT%	2-4	50.0%
FT%	2-3	66.7%
3 rd FG%	8-13	61.5%
3PT%	3-7	42.9%
FT%	2-3	66.7%
4 th FG%	3-13	23.1%
3PT%	1-6	16.7%
FT%	2-2	100%
GM FG%	18-51	35.3%
3PT%	6-20	30.0%
FT%	8-10	80.0%

Dead Ball Rebounds: 1,0

GAME SIX



Official Basketball Box Score - Final
Old Dominion at Texas Tech
11/27/21 Leonard E. Merrell Center, Katy
2021-22 Women's Basketball

Game Time: 1:30 PM
Game Duration: 1:54

Officials: Brian Garland, Jennifer White, LaShonda Kidd

Old Dominion - 59

Record: 4-2

NO. Name	Min	FG			3P			FT			Rebounds			Fouls			TP	AS	TO	ST	Blocks			+/-
		M-A	M-A	M-A	M-A	M-A	M-A	M-A	M-A	M-A	OR	DR	TOT	PF	FD	BS					BA	BL		
12 Brianna Jackson	F	22:21	0-4	0-0	2-2	1	1	2	4	2	2	1	4	0	0	0	1							
23 Amari Young	F	25:20	3-8	0-0	0-3	3	1	4	2	4	6	0	1	1	2	1	12							
2 Iggy Allen	G	32:13	5-14	2-5	0-0	2	6	8	2	2	12	1	2	0	0	0	0							
11 Kaye Clark	G	21:02	0-4	0-0	0-0	4	1	5	5	1	0	3	3	2	1	2	18							
14 Ajah Wayne	G	30:38	7-13	3-6	0-0	3	4	7	4	5	17	0	1	3	0	0	8							
11 Mariah Adams	G	34:12	5-9	0-1	4-4	1	6	7	4	1	14	7	1	4	0	0	14							
25 Kaylen Nelson		03:43	0-0	0-0	0-0	0	0	0	1	0	0	0	0	0	0	0	0							
4 Aziah Hudson		27:04	3-6	2-4	0-1	0	0	0	0	1	8	0	0	0	0	0	8							
44 Amiyah Moreland		03:27	0-0	0-0	0-0	0	0	0	0	0	3	0	0	0	0	0	0							
Team						0	1	1																
Totals			23-58	7-16	6-10	14	21	35	24	16	59	12	13	10	3	3	14							

Technical Fouls: NONE

Shooting By Period		
1 st FG%	6-17	35.3%
3PT%	3-5	60.0%
FT%	0-1	0%
2 nd FG%	7-12	58.3%
3PT%	2-3	66.7%
FT%	6-7	85.7%
3 rd FG%	6-17	35.3%
3PT%	0-4	0.0%
FT%	0-0	0%
4 th FG%	4-12	33.3%
3PT%	2-4	50.0%
GM FG%	23-58	39.7%
3PT%	7-16	43.8%
FT%	6-10	60.0%

Dead Ball Rebounds: 2,0

Old Dominion - 67

Record: 3-2

NO. Name	Min	FG			3P			FT			Rebounds			Fouls			TP	AS	TO	ST	Blocks			+/-
		M-A	M-A	M-A	M-A	M-A	M-A	M-A	M-A	M-A	OR	DR	TOT	PF	FD	BS					BA	BL		
12 Brianna Jackson	F	22:29	3-6	0-0	1-1	1	4	5	4	2	7	1	1	2	1	0	23							
23 Amari Young	F	29:24	4-8	0-0	2-4	2	3	5	3	8	10	0	1	0	0	0	2							
2 Iggy Allen	G	17:53	6-8	3-4	0-0	1	3	4	0	15	0	1	0	0	0	23								
11 Kaye Clark	G	33:36	3-5	1-2	0-0	2	1	3	1	1	7	3	0	1	1	0	16							
14 Ajah Wayne	G	35:47	5-15	0-1	2-3	7	2	9	0	3	12	4	2	1	1	1	13							
11 Mariah Adams		29:07	5-8	2-2	2-2	1	4	5	3	0	14	6	2	2	0	0	16							
44 Amiyah Moreland		03:01	0-2	0-0	0-0	0	0	0	0	0	0	2	0	0	0	0	-3							
4 Aziah Hudson		17:27	0-6	0-5	0-0	1	0	1	0	0	0	2	0	0	0	1	-6							
25 Kaylen Nelson		07:17	1-1	0-0	0-0	1	1	2	0	0	2	0	0	0	0	0	1							
0 Joy Campbell		01:12	0-2	0-0	0-0	1	1	2	0	1	0	0	0	0	0	1	2							
5 Ashanti Barnes-Williams		02:47	0-1	0-0	0-0	0	0	0	0	0	0	0	0	0	0	0	-1							
Team						1	3	4																
Totals			27-62	6-14	7-10	18	22	40	15	15	67	16	9	6	3	5	17							

Technical Fouls: NONE

Shooting By Period		
1 st FG%	6-17	35.3%
3PT%	1-1	100.0%
FT%	0-0	0%
2 nd FG%	4-12	33.3%
3PT%	1-4	100%
FT%	4-4	100%
3 rd FG%	4-14	28.6%
3PT%	2-4	50%
FT%	2-4	50%
4 th FG%	11-19	57.9%
3PT%	2-5	40.0%
FT%	1-2	50%
GM FG%	27-62	43.5%
3PT%	6-14	42.9%
FT%	7-10	70.0%

Dead Ball Rebounds: 1,0

Texas Tech - 45

Record: 5-1

NO. Name	Min	FG			3P			FT			Rebounds			Fouls			TP	AS	TO	ST	Blocks			+/-
		M-A	M-A	M-A	M-A	M-A	M-A	M-A	M-A	M-A	OR	DR	TOT	PF	FD	BS					BA	BL		
10 Bryn Gerlich	F	29:06	3-7	0-2	0-0	1	3	4	2	6	2	7	0	0	0	0	-5							
24 Taylah Thomas	F	35:09	1-5	0-0	3-4	1	8	9	5	6	5	0	3	0	0	1	-12							
1 Ella Tolaeon	G	27:51	2-3	0-0	0-3	2	4	6	1	2	4	1	2	2	1	0	1							
4 Lexy Hightower	G	33:01	4-8	1-3	4-5	0	2	2	3	7	13	0	3	1	0	0	-12							
5 Rhylee McKinney	G	34:36	3-6	0-2	0-0	0	0	0	0	0	6	1	1	0	1	0	-19							
23 Khadija Faye		17:18	0-3	0-0	5-8	1	3	4	3	4	5	0	1	0	2	1	-2							
33 Chantae Embry		13:53	2-4	0-2	2-2	0	2	2	0	2	6	0	0	0	0	0	-12							
11 Saga Ukkonen		09:06	0-3	0-1	0-0	0	0	0	1	1	0	0	0	0	0	0	-4							
Team																								

Old Dominion Women's Basketball 2021-22 Game Notes

BOX SCORES

GAME NINE



Official Basketball Box Score - Final
Bowie St. at Old Dominion
12/08/21 Charlayne Arena, Norfolk, Va.
2021-22 Women's Basketball

Game Time: 6:30 PM
Game Duration: 1:42
Attendance: 1,391

Officials: Natasha Curry, Kristie Watkins-Day, Katie Wood

Bowie St. - 29

NO.	Name	Min	FG			3P			FT			Rebounds		Fouls		TP	AS	TO	ST	Blocks		+/-
			M	A	%	M	A	%	M	A	%	OR	DR	FF	PF					BS	BA	
15	Talinya Hutton	F	26:41	3-15	0.2	0-0	0-0	0-0	3	5	8	1	0	6	1	3	3	0	3	0	3	-26
1	Seanie Lyons	G	09:41	0-1	0.0	0-0	0-0	0-0	0	0	0	2	0	0	0	0	0	0	1	0	0	-13
2	Drew Calhoun	G	21:02	0-1	0.0	0-0	0-0	0-0	0	3	3	2	0	0	0	0	0	0	0	0	0	-29
21	Robyn Howard	G	32:13	0-2	0.0	0-0	0-0	1-2	3	3	0	0	0	0	0	0	0	0	0	0	0	-27
30	Katerra Myers	G	13:57	0-1	0.0	0-0	0-0	1-2	3	3	0	0	0	0	0	0	0	0	0	0	0	-25
3	Anii Harris	F	17:45	2-6	0.0	2-2	1	1	5	3	6	0	3	0	0	0	0	0	0	0	0	-21
34	Amani Ball	F	22:36	3-4	2.3	0-0	0-0	1-2	3	4	1	8	0	3	0	0	0	0	0	0	0	-19
4	Chyna Butler	F	21:23	1-4	0.0	0-0	0-0	2-2	4	1	1	2	2	8	2	0	0	0	0	0	0	-21
24	Saniha Jackson	G	09:54	0-2	0.0	0-0	0-0	0-0	0	3	3	0	0	0	0	0	0	0	0	0	0	-10
20	Jewel Porter	G	12:41	1-3	0.0	0-0	0-0	2-2	1	2	2	0	0	0	0	0	0	0	0	0	0	-10
5	Jazmyne Scott	G	10:00	1-1	0.0	0-0	0-0	3-3	2	4	5	0	1	0	0	0	0	0	0	0	0	-9
32	Shanyse Alexander	G	02:07	0-1	0.0	0-0	0-0	0-0	0	0	0	0	0	0	0	0	0	0	0	0	0	-1
Team									3	1	4											
Totals			11:41	2-9	5-18	12	25	37	24	14	29	4	30	5	3	4	-1					

Record: 2-4

Technical Fouls: NONE

Dead Ball Rebounds: 8, 0

Old Dominion - 70

NO.	Name	Min	FG			3P			FT			Rebounds		Fouls		TP	AS	TO	ST	Blocks		+/-
			M	A	%	M	A	%	M	A	%	OR	DR	FF	PF					BS	BA	
23	Amari Young	F	15:10	5-6	0.0	1-2	3	2	5	4	11	0	0	2	0	0	0	0	0	0	0	27
1	Mariah Adams	G	17:56	1-3	0.2	0-0	1	1	3	4	4	2	0	0	0	0	0	0	0	0	0	30
2	Iggy Allen	G	16:42	1-10	0.4	0-1	1	4	5	0	3	2	2	2	1	0	0	0	0	0	0	29
11	Kaye Clark	G	13:24	1-3	0.0	0-1	1	2	2	1	2	1	2	1	3	3	0	0	0	0	0	28
14	Ajah Wayne	G	16:16	3-4	3.3	2-2	0	1	1	3	2	11	2	2	2	0	0	0	0	0	0	32
4	Aziah Hudson	G	12:08	3-6	2.5	0-0	0	1	1	0	8	0	1	2	0	0	0	0	0	0	0	10
0	Joy Campbell	G	20:00	2-6	0.2	2-5	0	2	0	2	0	6	0	1	1	0	0	0	0	0	0	9
3	Taleah Washington	G	17:19	2-6	2.5	0-0	0	0	0	0	1	6	5	0	0	0	0	0	0	0	0	9
12	Brianna Jackson	F	13:36	3-5	0.0	1-3	2	1	3	2	4	7	1	0	0	0	0	0	3	1	0	13
44	Amiyah Moreland	F	10:40	0-1	0.0	0-0	0	0	0	4	2	2	1	0	0	0	0	0	0	0	0	10
25	Kaylen Nelson	F	16:38	1-5	0.0	0-0	1	2	0	2	4	0	3	1	0	0	0	0	0	0	0	8
5	Ashanti Barnes-Williams	F	17:17	3-6	0.0	0-0	2	1	3	2	0	6	0	1	0	0	0	0	0	0	0	8
24	Eden Sample	F	12:54	1-3	0.0	0-0	1	2	1	1	2	1	0	1	0	0	0	0	0	0	0	2
Team									5	5	10											
Totals			26:64	7-23	11-21	18	23	41	15	24	70	14	14	15	4	3	-1					

Record: 7-2

Technical Fouls: NONE

Dead Ball Rebounds: 5, 0

BSU

ODU

Biggest lead	Points from Turnovers		Period by Period Scoring
	BSU	ODU	
0 (1 st 10:00)	41 (3 rd 1:55)		1st 2nd 3rd 4th TOT
Best Scoring Run	6 (2 nd 1:32)	21 (3 rd 4:26)	BSU 2 10 4 13 29
Lead Changes	0	2	ODU 17 16 21 16 70
Times Tied	0	1	
Time with Lead	00:00	39:45	

Technical Fouls: Wayne 3rd 7:40

Dead Ball Rebounds: 5, 0

GAME TEN



Official Basketball Box Score - Final
Norfolk St. at Old Dominion
12/12/21 Charlayne Arena, Norfolk, Va.
2021-22 Women's Basketball

Game Time: 2:00 PM
Game Duration: 1:54
Attendance: 1,304

Officials: Deanna Jackson, Courtney Robinson, Cori Chambers

Norfolk St. - 47

NO.	Name	Min	FG			3P			FT			Rebounds		Fouls		TP	AS	TO	ST	Blocks		+/-
			M	A	%	M	A	%	M	A	%	OR	DR	FF	PF					BS	BA	
10	Mahogany Williams	F	22:46	7-16	0-1	1-2	2	3	5	4	4	15	0	7	0	1	3	-4				
12	Makoya Diawara	F	18:58	0-4	0-0	0-0	2	2	4	1	1	0	1	2	2	0	0	-10				
1	Deja Francis	G	21:13	1-4	0-1	2-4	0	1	1	3	3	4	1	4	1	0	0	-10				
2	Niya Fields	G	28:26	0-4	0-0	0-2	0	0	0	4	2	0	2	4	3	0	0	-19				
5	Carnille Downs	G	27:40	4-12	1-4	1-2	1	0	1	3	3	10	2	9	6	0	0	-15				
24	Darajah Williams	F	25:43	2-5	0-0	0-2	2	4	6	1	1	5	0	0	0	0	0	-22				
20	Larri Snyder	G	11:30	1-2	0-0	0-0	2	2	1	3	1	4	0	0	0	0	0	-11				
11	Armani Franklin	F	23:29	1-5	0-0	0-3	5	2	7	4	3	4	1	2	5	0	0	-20				
4	Lacee Savage	F	04:55	0-0	0-0	0-0	0	0	0	0	0	0	0	1	0	0	0	-13				
0	Crystal White	F	10:05	2-4	1-2	0-0	0	0	0	0	1	0	5	2	1	0	0	-6				
21	Janay Turner	F	05:16	0-1	0-0	0-0	0	0	0	0	0	0	0	0	0	0	0	-6				
Team									4	2	6											
Totals			18:57	2-11	9-17	16	15	31	27	18	47	9	30	18	1	4	-29					

Record: 3-6

Technical Fouls: NONE

Dead Ball Rebounds: 5, 0

Old Dominion - 76

NO.	Name	Min	FG			3P			FT			Rebounds		Fouls		TP	AS	TO	ST	Blocks		+/-
			M	A	%	M	A	%	M	A	%	OR	DR	FF	PF					BS	BA	
23	Amari Young	F	22:08	4-4	0-0	2-4	3	2	5	0	5	10	0	5	2	1	0	0	0	0	0	25
1	Mariah Adams	G	24:34	0-2	0-1	1-2	0	1	1	2	1	6	4	1	0	0	0	0	0	0	0	20
2	Iggy Allen	G	26:17	4-11	0-4	7-9	6	9	15	5	15	2	4	1	0	0	0	0	0	0	0	19
11	Kaye Clark	G	23:16	1-5	1-3	0-0	0	2	2	3	1	3	4	3	4	0	0	0	0	0	0	21
14	Ajah Wayne	G	27:38	6-12	0-3	4-6	3	1	4	2	7	16	1	3	1	2	0	0	0	0	0	22
4	Aziah Hudson	G	20:27	2-4	2-4	0-0	0	0	0	1	1	6	0	1	2	0	0	0	0	0	0	11
12	Brianna Jackson	F	16:40	2-4	0-0	3-5	1	4	5	3	7	0	5	0	1	0	0	0	0	0	0	9
3	Taleah Washington	F	15:15	4-6	3-5	1-2	0	0	0	1	1	12	3	4	2	0	0	0	0	0	0	10
25	Kaylen Nelson	F	03:08	0-0	0-0	0-0	0	0	0	0	0	0	0	0	0	0	0	0	0	0	0	0
44	Amiyah Moreland	F	07:31	2-2	0-0	0-1	1	2	2	1	4	1	1	1	0	0	0	0	0	0	0	4
5	Ashanti Barnes-Williams	F	05:49	0-1	0-0	0-0	0	1	0	0	0	0	0	1	0	0	0	0	0	0	0	0
0	Joy Campbell	G	04:00	0-0	0-0																	

Old Dominion Women's Basketball 2021-22 Game Notes

BOX SCORES

GAME THIRTEEN



Official Basketball Box Score - Final
Old Dominion at UTSA
 01/13/22 Convocation Center, San Antonio, Texas
 2021-22 Women's Basketball

Game Time: 7:05 PM
 Game Duration: 1:53
 Attendance: 455

Officials: Chaney March, Denoya Williams, Jaclyn Watson

Old Dominion - 57

Record: 11-2 (1-0)

NO. Name	Min	FG			3P			FT			Rebounds		Fouls		TP	AS	TO	ST	Blocks			+/-		
		M-A	M-A	M-A	M-A	M-A	M-A	OR	DR	TOT	PF	FD	BS	BA					BB					
23 Amari Young	F	19:18	3-6	0-0	1-1	1	3	4	4	2	7	0	3	1	3	1	0	0	0	0	0	0	0	16
1 Mariah Adams	G	31:19	2-7	0-4	0-0	0	0	0	0	2	4	5	3	1	0	0	0	0	0	0	0	0	0	15
2 Iggy Allen	G	33:42	8-17	0-3	3-4	0	10	10	1	4	19	1	1	3	0	0	1	13	0	0	0	0	0	13
11 Kaye Clark	G	25:01	1-3	1-2	2-2	0	0	0	0	2	1	5	0	5	1	0	0	0	0	0	0	0	0	9
14 Ajah Wayne	G	31:32	2-6	2-6	3-4	0	6	6	3	6	9	3	3	2	2	0	0	0	0	0	0	0	0	7
4 Aziah Hudson	G	17:56	0-6	0-6	0-0	0	0	0	0	0	0	0	0	0	0	0	0	0	0	0	0	0	-3	
12 Brianna Jackson	G	22:02	2-6	0-0	4-7	5	7	12	2	7	8	0	1	0	0	0	2	1	5	0	0	0	0	-2
0 Joy Campbell		12:02	2-6	1-4	0-2	0	1	1	1	1	5	1	0	0	0	1	0	0	0	0	0	0	0	-2
25 Kaylen Nelson	G	07:08	0-0	0-0	0-0	0	2	2	0	0	0	0	0	0	0	0	0	0	0	0	0	0	0	5
Team																								
Totals			20-57	4-25	13-20	8	31	39	17	21	57	10	16	10	7	3	11							

Technical Fouls: NONE

Shooting By Period		
1 st FG%	5-13	38.5%
3PT%	3-5	60.0%
FT%	5-8	62.5%
2 nd FG%	6-15	40.0%
3PT%	1-8	12.5%
FT%	2-2	100%
3 rd FG%	7-17	41.2%
3PT%	0-7	0.0%
FT%	1-1	100%
4 th FG%	2-12	16.7%
3PT%	0-5	0.0%
FT%	5-9	55.6%
GM FG%	20-57	35.1%
3PT%	4-25	16.0%
FT%	13-20	65.0%

Dead Ball Rebounds: 4, 0

UTSA - 46

Record: 4-10 (1-2)

NO. Name	Min	FG			3P			FT			Rebounds		Fouls		TP	AS	TO	ST	Blocks			+/-		
		M-A	M-A	M-A	M-A	M-A	M-A	OR	DR	TOT	PF	FD	BS	BA					BB					
3 Elena Blanding	C	18:09	0-1	0-0	1-2	2	5	7	3	2	1	0	2	0	0	0	0	0	0	0	0	0	-6	
2 Jadyn Pimentel	G	20:36	1-9	0-1	2-2	0	5	5	2	3	4	2	3	4	0	2	0	0	0	0	0	0	-6	
10 Queen Uelabo	G	15:05	0-4	0-1	2-2	0	2	2	2	2	0	0	0	0	0	0	0	0	0	0	0	0	-6	
11 Charlene Mass	G	23:46	0-5	0-1	2-2	1	3	4	1	3	2	1	4	0	0	0	0	0	0	0	0	0	0	4
12 LaPraisjah Johnson	G	25:54	2-12	0-1	4-5	4	2	6	2	3	8	1	4	0	0	0	0	0	0	0	0	0	-12	
11 Hailey Atwood	J	21:56	2-5	2-2	2-2	3	3	6	2	1	8	1	1	0	0	0	0	0	0	0	0	0	-11	
45 Ndeye Ciss	F	06:58	1-1	0-0	0-0	0	0	0	0	1	0	2	0	2	1	0	0	0	0	0	0	0	-1	
0 Elyssa Coleman		21:36	4-8	1-2	0-0	1	4	5	5	0	9	0	5	0	0	0	0	0	0	0	0	0	-5	
20 Chantel Govan	G	22:16	2-4	1-3	0-0	0	0	0	1	2	5	3	1	0	0	0	0	0	0	0	0	0	0	4
5 Yuliyana Valcheva	G	14:47	1-4	0-0	3-4	0	1	1	2	2	5	0	1	2	0	0	0	0	0	0	0	0	-3	
22 Ceyenne Mass	G	05:09	0-2	0-1	0-0	0	2	2	0	0	0	0	0	0	0	0	0	0	0	0	0	0	0	4
4 Leslie Hunter	G	01:48	0-0	0-0	0-0	0	0	0	0	0	0	0	0	0	0	0	0	0	0	0	0	0	-3	
Team																								
Totals			13-55	4-12	16-19	12	32	44	21	17	46	8	25	8	3	7	-11							

Technical Fouls: NONE

Shooting By Period		
1 st FG%	2-12	16.7%
3PT%	1-3	33.3%
FT%	6-7	85.7%
2 nd FG%	6-13	46.2%
3PT%	2-5	40.0%
FT%	2-2	100%
3 rd FG%	4-13	30.8%
3PT%	1-1	100.0%
FT%	5-6	83.3%
4 th FG%	1-7	5.9%
3PT%	0-3	0.0%
FT%	3-4	75%
GM FG%	13-55	23.6%
3PT%	4-12	33.3%
FT%	16-19	84.2%

Dead Ball Rebounds: 2, 0

Biggest lead	ODU		UTSA	
	13 (4 th 0:27)	0 (1 st 10:00)		
Best Scoring Run	8 (3 rd 0:49)	6 (3 rd 8:59)		
Lead Changes	0	0		
Times Tied	0	5		
Time with Lead	39:32	00:00		

Points from Turnovers	ODU		UTSA	
	24	13		
Paint	20	14		
Second Chance	5	9		
Fast Breaks	8	5		
Bench	13	29		

Period by Period Scoring	ODU				UTSA					
	1st	2nd	3rd	4th	TOT	1st	2nd	3rd	4th	TOT
ODU	18	15	15	9	57	11	16	14	5	46

GAME FOURTEEN



Official Basketball Box Score - Final
ODU at UTEP
 01/15/22 Don Haskins Center, El Paso
 2021-22 Women's Basketball

Game Time: 1:00 PM
 Game Duration: 1:52
 Attendance: 782

Officials: Travis Jones, Charles Stein, Tiffany Rigdes

ODU - 48

Record: 11-3 (1-1)

NO. Name	Min	FG			3P			FT			Rebounds		Fouls		TP	AS	TO	ST	Blocks			+/-		
		M-A	M-A	M-A	M-A	M-A	M-A	OR	DR	TOT	PF	FD	BS	BA					BB					
23 Amari Young	F	31:59	1-5	0-0	4-7	1	2	3	3	8	6	0	2	1	1	0	0	0	0	0	0	0	0	-5
1 Mariah Adams	G	39:11	4-10	0-1	0-0	1	4	5	1	1	8	3	4	4	0	0	0	0	0	0	0	0	-5	
2 Iggy Allen	G	29:24	4-12	0-4	1-1	0	5	3	1	1	9	2	2	1	0	0	0	0	0	0	0	0	-1	
11 Kaye Clark	G	21:42	3-8	1-3	0-0	1	0	1	4	1	7	0	4	1	0	0	0	0	0	0	0	0	0	
14 Ajah Wayne	G	25:18	3-8	0-0	0-3	2	5	7	2	4	6	0	2	2	0	1	0	0	0	0	0	0	-3	
4 Aziah Hudson	G	16:17	1-3	0-2	0-0	0	0	0	0	0	1	0	0	0	0	0	0	0	0	0	0	0	0	
12 Brianna Jackson	G	25:47	2-3	0-0	3-4	1	1	2	3	2	7	0	1	1	1	0	0	0	0	0	0	0	0	
0 Joy Campbell		04:40	1-1	1-1	0-0	0	0	0	0	0	0	0	0	0	0	0	0	0	0	0	0	0	-4	
25 Kaylen Nelson	G	05:42	0-1	0-0	0-0	0	0	0	0	0	1	0	0	0	0	0	0	0	0	0	0	0	-3	
Team																								
Totals			19-49	2-11	8-15	8	20	28	18	17	48	5	16	11	2	1	0	0	0	0	0	0	0	

Technical Fouls: NONE

Shooting By Period		
1 st FG%	4-11	36.4%
3PT%	1-2	50.0%
FT%	0-2	0%
2 nd FG%	3-14	21.4%
3PT%	0-4	0.0%
FT%	0-2	0%
3 rd FG%	6-14	42.9%
3PT%	1-3	33.3%
FT%	2-3	66.7%
4 th FG%	6-10	60.0%
3PT%	0-2	0.0%
FT%	6-8	75%
GM FG%	19-49	38.8%
3PT%	2-11	18.2%
FT%	8-15	53.3%

Dead Ball Rebounds: 2, 0

UTEP - 53

Record: 10-4 (2-2)

NO. Name	Min	FG			3P			FT			Rebounds		Fouls		TP	AS	TO	ST	Blocks			+/-	
		M-A	M-A	M-A	M-A	M-A	M-A	OR	DR	TOT	PF	FD	BS	BA					BB				
2 Teal Battle	F	35:22	6-13	1-2	2-4	2	6	8	3	4	15	3	8	1	0	1	0	1	0	0	0	0	0
55 Brenda Fontana	F	21:47	5-5	1-1	1-2	2	5	7	5	2	12	0	4	0	0	0	0	0	0	0	0	0	-2
3 Katia Gallegos	G	29:24	3-10	0-3	1-1	1	4	5	2	4	7	0	4	1	1</								

Old Dominion Women's Basketball 2021-22 Game Notes

BOX SCORES

GAME SEVENTEEN



Official Basketball Box Score - Final
North Texas at Old Dominion
 01/22/22 Charlayne Arena, Norfolk, Va.
 2021-22 Women's Basketball

Game Time: 3:00 PM
 Game Duration: 2:10
 Attendance: 358

Officials: Jennifer Rezac, Stephanie Barksdale, Kaz Beverley

NO. Name	Min	FG			FT			Rebounds		Fouls		TP	AS	TO	ST	Blocks		+/-
		M-A	M-A	M-A	OR	DR	TOT	PF	FD	BS	BA							
21 Jaylen Mallard	F 32:07	7-12	0-0	2-4	3-0	3-4	4-3	16	1	2	1	1	1	1	1	1	1	-5
41 Madi Townley	F 29:04	0-1	0-0	0-0	2-2	4-4	5-2	0	1	2	1	1	0	1	0	1	-14	
0 Quincy Noble	G 23:09	2-12	0-4	2-4	1-3	4-4	5-2	6	1	3	1	1	0	0	1	0	-1	
4 Jazion Jackson	G 27:45	4-8	0-2	8-10	1-3	4-4	3-6	16	4	0	0	1	0	0	1	0	-9	
22 Aly Gamez	G 37:46	3-7	1-1	6-10	0	5	5	4	8	13	4	4	1	0	0	1	-5	
20 Amber Dixon	11:02	0-0	0-0	0-0	0-4	0-0	0-0	0	0	0	0	0	0	0	0	0	1	
33 Emma Villas-Gomis	16:03	2-5	2-4	0-2	0-0	0-0	0-1	6	1	1	1	0	1	0	1	0	-7	
1 Kendall McGruder	11:07	0-3	0-2	0-0	0-0	0-0	0-3	0	0	0	0	0	0	0	0	1	-5	
10 Trena Mims	09:28	0-1	0-0	0-0	0-0	0-0	0-0	0	0	0	0	0	0	2	0	0	0	
11 Chbe Callahan	02:29	0-1	0-1	0-0	1-2	3-3	1-0	0	1	1	0	1	0	0	0	0	-5	
Team																		
Totals		18-50	3-14	18-30	9	20	29	22	25	57	13	16	6	4	4	0	-10	

Technical Fouls:NONE

Shooting By Period		
1 st FG%	3-10	30.0%
3PT%	1-2	50.0%
FT%	3-7	42.9%
2 nd FG%	4-12	33.3%
3PT%	2-4	50.0%
FT%	5-8	62.5%
3 rd FG%	6-15	40.0%
3PT%	0-5	0.0%
FT%	6-11	54.5%
4 th FG%	5-13	38.5%
3PT%	0-3	0.0%
FT%	4-4	100%
GM FG%	18-50	36.0%
3PT%	3-14	21.4%
FT%	18-30	60.0%

Dead Ball Rebounds: 9, 0

GAME EIGHTEEN



Official Basketball Box Score - Final
Charlotte at Old Dominion
 01/26/22 Charlayne Arena, Norfolk, Va.
 2021-22 Women's Basketball

Game Time: 6:30 PM
 Game Duration: 1:57
 Attendance: 1,629

Officials: Brian Garland, Kyle Galway, Kristen Bell

NO. Name	Min	FG			FT			Rebounds		Fouls		TP	AS	TO	ST	Blocks		+/-
		M-A	M-A	M-A	OR	DR	TOT	PF	FD	BS	BA							
24 Molina Williams	F 28:02	2-5	1-2	1-2	1	1	2	3	3	6	0	2	0	0	1	0	2	
40 KeKe McKinney	F 35:59	5-8	0-1	0-0	1	10	11	3	2	10	0	1	1	1	5	1	1	
12 Mikayla Boykin	G 32:38	5-10	3-5	2-2	1	7	8	1	15	1	3	1	1	2	0	-6		
13 Octavia Jett-Wilson	G 37:46	8-17	2-5	4-6	4	1	5	4	5	22	1	4	0	0	0	6		
15 Jada McMillian	G 35:59	3-6	0-2	1-7	1	3	4	3	6	7	8	5	1	0	1	5		
20 Jacee Busick	F 35:59	1-2	0-0	2-3	1	2	3	0	2	4	0	1	0	0	0	3		
23 Kameron Roach	10:15	0-3	0-1	0-0	1	3	4	2	0	0	1	0	0	0	1	4		
Team																		
Totals		24-53	6-16	10-20	11	27	38	16	19	64	10	18	3	8	3	3		

Technical Fouls:NONE

Shooting By Period		
1 st FG%	6-14	42.9%
3PT%	4-6	66.7%
FT%	0-0	0%
2 nd FG%	6-13	46.2%
3PT%	1-3	33.3%
FT%	3-7	42.9%
3 rd FG%	8-16	50.0%
3PT%	0-3	0.0%
FT%	2-3	66.7%
4 th FG%	4-10	40.0%
3PT%	1-4	25.0%
FT%	5-10	50%
GM FG%	24-53	45.3%
3PT%	6-16	37.5%
FT%	10-20	50.0%

Dead Ball Rebounds: 5, 0

Old Dominion - 67

Record: 14-3 (4-1)

NO. Name	Min	FG			FT			Rebounds		Fouls		TP	AS	TO	ST	Blocks		+/-
		M-A	M-A	M-A	OR	DR	TOT	PF	FD	BS	BA							
12 Brianna Jackson	F 28:13	4-8	0-0	1-1	4	8	12	4	4	8	0	2	0	2	1	1	2	
23 Amari Young	F 21:07	6-10	0-0	1-4	4	4	8	5	4	13	0	3	1	1	0	0	-1	
1 Mariah Adams	G 33:54	4-8	0-2	3-4	4	4	7	4	4	11	6	4	1	0	1	8		
2 Iggy Allen	G 25:46	5-16	0-6	3-4	2	4	6	4	3	13	0	1	0	0	0	12		
14 Ajah Wayne	G 25:31	3-9	0-0	2-4	4	4	8	3	3	8	3	2	3	1	0	13		
4 Aziah Hudson	21:40	1-7	1-6	1-2	1	0	1	1	1	4	0	1	0	0	1	1		
11 Kaye Clark	08:59	0-2	0-1	0-0	0	0	0	3	0	0	1	1	0	0	0	1		
44 Amthya Moreland	07:51	1-2	0-0	1-2	4	0	4	0	1	3	1	1	0	0	1	-2		
0 Joy Campbell	18:45	1-3	1-2	2-2	0	1	1	1	5	2	0	0	0	0	0	9		
25 Kaylen Nelson	08:14	0-0	0-0	2-2	1	0	1	0	1	2	0	1	1	0	0	-5		
Team																		
Totals		25-65	2-17	15-25	24	26	50	26	22	67	13	17	7	4	4	0		

Technical Fouls:Coach 3(0):43

Shooting By Period		
1 st FG%	5-22	22.7%
3PT%	0-6	0.0%
FT%	1-2	50%
2 nd FG%	9-17	52.9%
3PT%	2-4	50.0%
FT%	0-0	0%
3 rd FG%	6-16	37.5%
3PT%	0-5	0.0%
FT%	6-11	54.5%
4 th FG%	5-10	50.0%
3PT%	0-2	0.0%
FT%	8-12	66.7%
GM FG%	25-65	38.5%
3PT%	2-17	11.8%
FT%	15-25	60.0%

Dead Ball Rebounds: 6, 0

Old Dominion - 61

Record: 14-4 (2-2)

NO. Name	Min	FG			FT			Rebounds		Fouls		TP	AS	TO	ST	Blocks		+/-
		M-A	M-A	M-A	OR	DR	TOT	PF	FD	BS	BA							
12 Brianna Jackson	F 22:23	5-9	0-0	1-2	2	3	5	4	4	11	0	0	3	1	1	2		
23 Amari Young	F 33:34	3-6	0-0	3-4	6	6	12	2	3	9	2	2	2	0	0	1		
1 Mariah Adams	G 32:41	4-10	2-5	1-2	0	3	3	4	1	11	5	2	2	0	0	1		
2 Iggy Allen	G 34:19	6-24	0-4	2-3	2	4	6	4	3	14	1	2	2	0	3	-9		
14 Ajah Wayne	G 34:30	2-8	0-3	4-6	1	2	3	3	3	8	0	4	1	0	2	0		
0 Joy Campbell	07:19	0-1	0-0	0-0	0	0	0	0	0	0	0	0	0	0	1	-4		
44 Amthya Moreland	08:34	1-2	0-0	1-2	1	3	4	0	2	3	0	0	0	2	1	-8		
11 Kaye Clark	20:15	2-4	1-1	0-0	1	2	3	1	0	5	2	0	0	0	0	2		
4 Aziah Hudson	08:25	0-0	0-0	0-0	0	0	0	0	0	0	0	0	0	0	0	0		
Team																		
Totals		23-64	3-13	12-19	16	23	39	19	16	61	10	13	12	3	8	-3		

Technical Fouls:NONE

Shooting By Period		
1 st FG%	5-17	29.4%
3PT%	0-2	0.0%
FT%	1-3	33.3%
2 nd FG%	8-17	47.1%
3PT%	2-5	40.0%
FT%	2-2	100%
3 rd FG%	5-17	29.4%
3PT%	0-4	0.0%
FT%	1-2	50%
4 th FG%	5-13	38.5%
3PT%	0-3	0.0%
FT%	8-12	66.7%
GM FG%	23-64	35.9%
3PT%	3-13	23.1%
FT%	12-19	63.2%

Dead Ball Rebounds: 5, 0

Biggest lead	UNT		Points from Turnovers	UNT	ODU	Period by Period Scoring					
	2 (1 st 9:23)	12 (4 th 0:13)				1st	2nd	3rd	4th	TOT	
Best Scoring Run	7 (3 rd 1:16)	8 (2 nd 5:40)	26	34		UNT	10	15	18	14	57
Lead Changes	3		Second Chance	4	19	ODU	11	20	18	18	67
Times Tied	4		Fast Breaks	11	7						
Time with Lead	00:25	34:47	Bench	6	14						

Biggest lead	CLT		Points from Turnovers	CLT	ODU	Period by Period Scoring					
	11 (4 th 8:09)	3 (3 rd 9:08)				1st	2nd	3rd	4th	TOT	
Best Scoring Run	10 (3 rd 0:51)	7 (2 nd 4:56)	28	26		CLT	16	16	18	14	64
Lead Changes	2		Second Chance	10	7	ODU	11	20	11	19	61
Times Tied	4		Fast Breaks	6	10						
Time with Lead	32:36	05:59	Bench	4	8						

GAME NINETEEN



Official Basketball Box Score - Final
Old Dominion at Charlotte
 01/29/22 Haddon Arena, Charlotte, N.C.
 20

Old Dominion Women's Basketball 2021-22 Game Notes

BOX SCORES

GAME TWENTY-ONE



Official Basketball Box Score - Final
Old Dominion at WKU
 02/05/22 E.A. Diddle Arena, Bowling Green, Ky.
 2021-22 Women's Basketball

Game Time: 2:00 PM
 Game Duration: 2:09
 Attendance: 1,156

Officials: Angelica Sufren, Brian Hall, Troy Miles

Old Dominion - 57

Record: 16-5 (9-3)

NO. Name	Min	FG M-A	3P M-A	FT M-A	Rebounds		Fouls	TP	AS	TO	ST	Blocks			+/-
					OR	DR						FF	FD	BS	
12 Brianna Jackson	08:34	1-2	0-0	0-0	1	2	3	2	2	0	0	0	1	0	2
23 Amari Young	28:19	3-5	0-0	1-1	2	1	3	3	1	6	1	1	0	1	-10
1 Mariah Adams	31:59	2-8	0-0	0-0	1	1	2	2	1	4	5	3	2	0	-9
2 Iggy Allen	37:52	8-18	4-12	2-2	3	5	8	4	2	22	1	3	2	1	-14
14 Ajah Wayne	31:46	4-12	0-2	1-4	2	3	5	1	3	9	3	1	1	1	-22
11 Kaye Clark	23:21	2-7	1-4	0-0	2	1	3	2	0	5	1	0	1	1	-5
0 Joy Campbell	06:24	0-3	0-1	0-0	0	0	0	1	0	0	1	0	1	0	-3
4 Aziah Hudson	22:18	2-7	1-5	1-2	1	1	2	3	1	6	1	3	0	0	-14
44 Amiyah Moreland	05:03	0-1	0-0	1-2	0	0	2	1	1	1	0	0	0	1	-1
5 Ashanti Barnes-Williams	01:28	0-0	0-0	0-0	0	0	0	0	0	0	0	0	0	0	2
2 Eden Sample	01:28	1-1	0-0	0-0	1	0	1	0	0	2	0	1	0	0	2
35 Alex Rouse	01:28	0-0	0-0	0-0	0	0	0	0	0	0	0	0	0	0	2
Team					1	1	2								
Totals	23:64	6-26	5-11	16	15	31	20	11	57	12	7	6	1	1	-14

Shooting By Period		
1st FG%	5-15	33.3%
3PT%	1-5	20.0%
FT%	0-0	0%
2nd FG%	5-17	29.4%
3PT%	1-8	12.5%
FT%	0-2	0%
3rd FG%	8-17	47.1%
3PT%	3-6	50.0%
FT%	3-4	75%
4th FG%	5-15	33.3%
3PT%	1-7	14.3%
FT%	2-5	40%
GM FG%	23-64	35.9%
3PT%	6-26	23.1%
FT%	5-11	45.5%

Technical Fouls: NONE

Dead Ball Rebounds: 2.0

WKU - 71

Record: 15-7 (9-3)

NO. Name	Min	FG M-A	3P M-A	FT M-A	Rebounds		Fouls	TP	AS	TO	ST	Blocks			+/-	
					OR	DR						FF	FD	BS		BA
11 Jaylin Foster	24:41	4-9	2-3	3-4	3	3	6	3	3	13	0	1	1	0	2	13
3 Alexis Mead	31:07	3-7	1-2	8-10	3	5	8	1	5	15	4	2	2	0	0	10
4 Meral Abdelgawad	34:15	4-12	1-5	4-6	1	1	2	4	0	13	5	1	0	0	1	10
5 Mya Meredith	23:00	3-10	1-4	4-8	3	4	7	1	5	11	1	2	0	0	1	7
20 Macye Blevins	22:11	0-4	0-2	0-0	3	4	7	3	0	0	0	1	0	1	1	2
1 Hope Sivori	22:20	4-7	3-5	0-0	1	3	4	0	1	11	2	4	2	0	0	16
42 Gabby McBride	15:56	0-1	0-0	0-0	4	4	8	2	1	0	1	0	0	0	0	1
24 Jenna Walker	07:39	0-1	0-1	2-2	0	0	0	0	1	2	0	0	0	0	0	0
14 Teresa Faustino	05:45	1-2	0-0	0-0	0	1	1	0	0	2	0	1	1	0	0	4
30 Selma Kulo	11:22	2-3	0-0	0-0	2	2	1	0	4	0	1	0	0	0	1	11
21 Tori Hunter	00:52	0-0	0-0	0-0	0	0	0	0	0	0	0	0	0	0	0	-2
25 Jordan Smith	00:52	0-0	0-0	0-0	0	0	0	0	0	0	0	0	0	0	0	-2
Team					5	2	7									
Totals	21:56	8-22	21-30	23	29	52	11	20	71	13	17	6	1	6	14	

Shooting By Period		
1st FG%	9-16	56.3%
3PT%	4-10	40.0%
FT%	5-6	83.3%
2nd FG%	6-16	37.5%
3PT%	1-4	25.0%
FT%	3-4	75%
3rd FG%	1-6	6.3%
3PT%	0-5	0.0%
FT%	4-8	50%
4th FG%	5-8	62.5%
3PT%	3-3	100.0%
FT%	9-12	75%
GM FG%	21-56	37.5%
3PT%	8-22	36.4%
FT%	21-30	70.0%

Technical Fouls: NONE

Dead Ball Rebounds: 6.0

ODU		WKU	
Biggest lead	0 (1st 10:00)	26 (2nd 3:12)	
Best Scoring Run	17 (3rd 4:35)	10 (1st 1:06)	
Lead Changes	0		
Times Tied	0		
Time with Lead	00:00	39:17	

Points from		ODU		WKU	
Turnovers	24	14			
Paint	26	24			
Second Chance	17	13			
Fast Breaks	10	18			
Bench	14	19			

Period by Period Scoring	
1st	11
2nd	11
3rd	22
4th	13
TOT	57

WKU	
27	16
6	22
7	1

GAME TWENTY-TWO



Official Basketball Box Score - Final
FIU at Old Dominion
 02/07/22 Charney Arena, Norfolk, Va.
 2021-22 Women's Basketball

Game Time: 6:30 PM
 Game Duration: 2:01
 Attendance: 1,151

Officials: Scott Varough, Nykesha Thompson, Priscilla Herring

FIU - 61

Record: 11-10 (3-7)

NO. Name	Min	FG M-A	3P M-A	FT M-A	Rebounds		Fouls	TP	AS	TO	ST	Blocks			+/-	
					OR	DR						FF	FD	BS		BA
44 Maria Torres	15:49	1-2	0-0	0-0	0	1	1	4	2	2	0	4	1	0	1	-1
10 Zaida Gonzalez	13:09	1-2	0-0	0-0	1	0	1	0	0	2	0	1	1	0	0	-20
3 Tanajah Hayes	26:18	2-7	0-0	3-4	1	2	3	4	4	7	0	6	0	0	2	-10
15 Kyla Nelson	35:55	3-9	1-5	2-2	1	6	7	3	3	9	1	6	5	0	1	-18
32 Aniel Colon	23:22	6-13	1-4	0-0	2	4	6	3	0	13	0	1	1	0	1	-10
5 Grace Hunter	23:22	6-13	1-4	4-6	2	4	5	16	5	11	1	1	1	1	-4	
12 Emerald Ekplleta	27:54	2-6	0-0	6-7	2	1	3	1	6	10	1	0	2	0	1	-8
1 Raquel Ferrer-Bernad	08:11	0-0	0-0	1-2	0	0	0	0	1	1	0	0	0	0	0	3
21 Hope Butera	06:34	0-1	0-0	2-2	4	1	1	1	2	0	2	0	0	1	7	
23 Alma Danielsson	01:50	0-1	0-0	0-0	0	0	0	0	0	0	0	0	0	0	0	-2
2 Olivia Trice	17:36	0-0	0-0	0-0	0	1	1	0	0	0	0	0	0	0	0	3
Team					1	5	6									
Totals	20:55	3-12	18-23	12	24	36	22	22	61	7	23	11	1	8	-12	

Shooting By Period		
1st FG%	3-14	21.4%
3PT%	1-4	25.0%
FT%	6-8	75%
2nd FG%	3-14	21.4%
3PT%	0-3	0.0%
FT%	2-4	50%
3rd FG%	6-12	50.0%
3PT%	0-1	0.0%
FT%	9-9	88.9%
4th FG%	8-15	53.3%
3PT%	2-4	50.0%
FT%	8-15	53.3%
GM FG%	20-55	36.4%
3PT%	3-12	25.0%
FT%	18-23	78.3%

Technical Fouls: NONE

Dead Ball Rebounds: 3.0

Old Dominion - 73

Record: 17-5 (7-3)

NO. Name	Min	FG M-A	3P M-A	FT M-A	Rebounds		Fouls	TP	AS	TO	ST	Blocks			+/-	
					OR	DR						FF	FD	BS		BA
12 Brianna Jackson	22:32	3-4	0-0	2-2	2	2	4	4	4	8	1	3	1	1	0	8
23 Amari Young	27:11	7-13	0-0	1-2	2	7	9	4	2	15	2	0	2	0	0	4
1 Mariah Adams	32:22	2-5	0-1	2-2	0	2	2	4	3	6	2	7	3	1	0	3
2 Iggy Allen	29:28	5-11	2-4	2-2	3	2	5	3	1	14	3	3	1	1	0	14
14 Ajah Wayne	27:57	6-15	1-2	2-4	3	3	6	2	8	15	2	2	0	2	0	3
44 Amiyah Moreland	12:00	1-3	0-0	2-4	3	6	4	2	4	0	2	0	3	0	-4	
11 Kaye Clark	15:09	1-3	1-1	1-4	1	0	1	1	2	4	1	2	1	0	1	3
4 Aziah Hudson	17:35	2-7	1-3	0-0	0	1	1	0	0	5	2	0	0	0	0	16
5 Ashanti Barnes-Williams	03:00	0-0	0-0	0-0	1	0	1	0	0	2	0	0	1	0	0	6
0 Joy Campbell	06:50	0-0	0-0	0-0	0	3	3	0	0	0	0	2	3	0	0	6
35 Kaylen Nelson	01:04	0-0	0-0	0-0	0	0	0	0	0	0	0	0	0	0	0	0
25 Alexia Rouse	03:38	0-0	0-0	0-0	0	0	0	0	0	0	0	0	0	0	0	-1
2 Eden Sample	01:05	0-0	0-0	0-0	0	0	0	0	0	0	0	0	0	0	0	2
Team					1	2	3									
Totals	28:62	5-11	12-20	16	25	41	22	22	73	15	23	9	8	1	12	

Shooting By Period		
1st FG%	6-16	37.5%
3PT%	3-5	60.0%
FT%	3-4	75%
2nd FG%	7-14	50.0%
3PT%	1-3	33.3%
FT%	2-2	100%
3rd FG%	6-15	40.0%
3PT%	0-2	0.0%
FT%	5-10	50%
4th FG%	9-17	52.9%
3PT%	1-1	100.0%
FT%	2-4	50%
GM FG%	28-62	45.2%
3PT%	5-11	45.5%
FT%	12-20	60.0%

Technical Fouls: NONE

Dead Ball Rebounds: 2.0

FIU		ODU	
Biggest lead	1 (1st 2:42)	17 (3rd 6:51)	
Best Scoring Run	9 (1st 2:42)	7 (1st 7:00)	
Lead Changes	2		
Times Tied	2		
Time with Lead	00:18	37:53	

Points from		FIU		ODU	
Turnovers	11	23			

Old Dominion Women's Basketball 2021-22 Game Notes

BOX SCORES

GAME TWENTY-FIVE



Official Basketball Box Score - Final
Marshall at Old Dominion
 02/19/22 Charlayne Arena, Norfolk, Va.
 2021-22 Women's Basketball

Game Time: 6:30 PM
 Game Duration: 1:46
 Attendance: 1,765

Officials: Dawn Marsh, Stephanie Barkdale, Josh Howat

Marshall - 64

Record: 13-10 (8-6)

NO. Name	Min	FG M-A	3P M-A	FT M-A	Rebounds			Fouls			TP	AS	TO	ST	Blocks		+/-
					OR	DR	TOT	PF	FD	BS					BA		
24 Kennedi Colclough	29:37	4-10	1-1	0-0	0	6	6	3	0	9	1	5	0	0	2	5	0
34 Lorelei Roper	28:34	2-2	0-0	0-0	0	4	4	4	1	4	2	2	0	1	0	1	0
4 Savannah Wheeler	35:24	9-16	3-7	9-9	1	5	6	2	5	30	3	3	0	0	1	0	22
10 Aaliyah Dunham	38:15	5-11	3-6	2-3	1	7	8	1	5	15	3	1	0	0	0	0	13
33 Brianah Ferby	17:31	0-4	0-2	0-0	0	1	1	3	1	0	1	0	3	0	0	0	1
3 CC Mays	24:27	1-3	1-2	0-2	1	3	4	2	3	3	4	2	2	0	0	0	20
0 Kia Sivlis	07:07	0-0	0-0	0-0	1	0	1	2	0	0	0	1	0	0	0	0	-2
23 Alexis Johnson	19:05	1-4	1-1	0-0	0	4	4	2	0	3	0	2	2	0	0	0	3
Team					3	2	5	0	0	0	2						
Totals	22:50	9-19	11-14	7	32	39	19	15	64	14	18	7	1	3	16		

Technical Fouls: NONE

Shooting By Period		
1 st FG%	9-13	69.2%
3PT%	3-4	75.0%
FT%	1-1	100%
2 nd FG%	3-10	30.0%
3PT%	3-5	60.0%
FT%	4-4	100%
3 rd FG%	2-15	13.3%
3PT%	0-6	0.0%
FT%	6-7	85.7%
4 th FG%	8-12	66.7%
3PT%	3-4	75.0%
FT%	0-2	0%
GM FG%	22-50	44.0%
3PT%	9-19	47.4%
FT%	11-14	78.6%

Dead Ball Rebounds: 2, 0

Old Dominion - 48

Record: 19-6 (9-4)

NO. Name	Min	FG M-A	3P M-A	FT M-A	Rebounds			Fouls			TP	AS	TO	ST	Blocks		+/-
					OR	DR	TOT	PF	FD	BS					BA		
12 Brianna Jackson	25:00	4-10	0-0	2-2	2	2	4	2	3	10	1	4	1	1	0	0	-11
23 Amari Young	28:04	1-5	0-0	0-3	1	5	6	2	4	2	1	1	0	0	0	0	-8
1 Mariah Adams	30:03	1-3	0-1	0-0	0	3	3	3	2	1	1	0	1	0	1	0	-13
2 Iggy Allen	35:12	1-16	1-8	1-4	1	4	5	3	2	4	2	1	2	0	0	0	-9
14 Ajah Wayne	36:26	9-18	0-3	5-6	4	4	8	2	5	23	1	5	2	0	1	-8	
11 Kaye Clark	13:06	0-3	0-2	0-0	2	1	3	2	1	0	0	0	0	0	0	-22	
4 Aziah Hudson	16:41	1-3	1-2	4-4	2	0	2	0	3	7	1	1	1	0	0	-3	
5 Ashanti Barnes-Williams	07:49	0-1	0-0	0-0	0	2	2	0	1	0	0	1	0	0	0	-3	
0 Joy Campbell	05:10	0-0	0-0	0-0	0	0	0	1	0	0	0	1	0	0	0	-7	
25 Kaylen Nelson	02:29	0-0	0-0	0-0	0	1	1	0	0	0	1	0	0	0	0	4	
Team					3	0	3	0	0	0	0						
Totals	17:59	2-16	12-19	15	22	37	15	19	48	8	14	7	3	1	-16		

Technical Fouls: NONE

Shooting By Period		
1 st FG%	4-10	40.0%
3PT%	1-3	33.3%
FT%	5-5	100%
2 nd FG%	4-15	26.7%
3PT%	1-5	20.0%
FT%	2-2	100%
3 rd FG%	6-17	35.3%
3PT%	0-1	0.0%
FT%	4-9	44.4%
4 th FG%	3-17	17.6%
3PT%	0-7	0.0%
FT%	1-3	33.3%
GM FG%	17-59	28.8%
3PT%	2-16	12.5%
FT%	12-19	63.2%

Dead Ball Rebounds: 2, 0

	MAR	ODU
Biggest lead	19 (4 th 1:43)	1 (1 st 8:23)
Best Scoring Run	12 (4 th 6:11)	11 (3 rd 6:30)
Lead Changes	6	6
Times Tied	4	4
Time with Lead	36:50	01:46

Points from	MAR		ODU	
	Turnovers	16	14	14
Paint	18	24		
Second Chance	5	16		
Fast Breaks	7	8		
Bench	6	7		

Period by Period Scoring	MAR				ODU					
	1st	2nd	3rd	4th	TOT	1st	2nd	3rd	4th	TOT
	22	13	10	19	64	14	11	16	7	48

GAME TWENTY-SIX



Official Basketball Box Score - Final
Western Ky. at Old Dominion
 02/19/22 Charlayne Arena, Norfolk, Va.
 2021-22 Women's Basketball

Game Time: 2:00 PM
 Game Duration: 1:51
 Attendance: 2,085

Officials: Brian Garner, Jennifer Rezac, Maria Gearhart

Western Ky. - 55

Record: 17-9 (10-5)

NO. Name	Min	FG M-A	3P M-A	FT M-A	Rebounds			Fouls			TP	AS	TO	ST	Blocks		+/-
					OR	DR	TOT	PF	FD	BS					BA		
11 Jaylin Foster	31:00	4-8	0-0	2-4	2	7	9	5	3	10	2	0	2	1	0	-17	
1 Hope Sivori	15:30	0-9	0-3	0-0	0	0	0	0	0	0	1	2	1	0	1	-18	
3 Alexis Mead	29:14	3-10	1-3	5-7	3	0	3	2	4	12	0	6	1	0	0	-21	
4 Meral Abdelgawad	36:56	7-11	1-4	1-6	1	1	2	2	8	16	2	4	0	0	0	-20	
20 Macey Blavins	28:41	3-12	0-5	3-3	3	6	9	2	5	9	2	3	1	0	2	-16	
14 Teresa Faustino	14:03	0-0	0-0	2-2	0	1	1	1	2	1	2	0	0	0	0	-6	
21 Tori Hunter	07:52	1-1	0-0	2-3	1	1	2	1	2	4	0	0	0	0	0	-3	
24 Jenna Walker	18:47	1-3	0-1	0-0	0	2	2	1	0	2	0	1	1	0	0	0	
42 Gabby McBride	08:47	0-1	0-0	0-0	1	2	3	1	1	0	0	0	0	2	0	-2	
30 Selma Kulo	08:06	0-2	0-0	0-2	1	2	1	1	0	0	0	0	0	0	0	1	
Team					2	4	6	0	0	0							
Totals	19:57	2-16	15-29	14	25	39	16	25	55	8	18	6	3	4	-20		

Technical Fouls: NONE

Shooting By Period		
1 st FG%	3-15	20.0%
3PT%	0-7	0.0%
FT%	1-4	25%
2 nd FG%	5-15	33.3%
3PT%	1-3	33.3%
FT%	1-1	100%
3 rd FG%	7-17	41.2%
3PT%	0-1	0.0%
FT%	5-7	71.4%
4 th FG%	4-10	40.0%
3PT%	1-4	25.0%
FT%	8-15	53.3%
GM FG%	19-57	33.3%
3PT%	2-16	12.5%
FT%	15-29	51.7%

Dead Ball Rebounds: 8, 0

Old Dominion - 75

Record: 20-6 (10-4)

NO. Name	Min	FG M-A	3P M-A	FT M-A	Rebounds			Fouls			TP	AS	TO	ST	Blocks		+/-
					OR	DR	TOT	PF	FD	BS					BA		
23 Amari Young	27:18	6-10	0-0	0-2	1	5	6	2	1	12	3	0	1	1	0	18	
1 Mariah Adams	30:47	0-3	0-0	0-0	0	2	2	1	1	0	6	3	4	0	0	22	
2 Iggy Allen	31:05	5-15	2-7	4-4	4	10	14	2	5	16	0	1	0	0	0	20	
4 Aziah Hudson	24:58	8-9	4-5	2-2	0	1	1	4	1	22	0	0	3	0	0	13	
14 Ajah Wayne	23:25	2-10	0-3	3-4	1	2	3	3	3	7	1	3	2	1	1	18	
11 Kaye Clark	16:42	0-6	0-3	2-2	3	2	5	2	1	2	2	1	2	0	0	1	
12 Brianna Jackson	11:04	1-3	0-0	1-1	2	4	2	1	3	0	0	1	1	1	0	0	
5 Ashanti Barnes-Williams	08:02	2-4	0-0	0-0	1	4	4	0	4	1	0	0	0	0	0	4	
25 Kaylen Nelson	12:55	1-6	0-2	0-0	3	1	4	3	2	2	0	1	0	1	0	0	
0 Joy Campbell	11:11	0-2	0-1	0-0	0	2	2	1	0	0	1	0	1	0	1	1	
35 Alex Rouse	05:47	2-2	0-0	1-1	2	0	2	1	1	5	0	1	0	0	0	1	
24 Eden Sample	02:46	1-2	0-1	0-0	0	0	0	0	0	0	0	0	0	0	0	2	
Team					2	2	4	0	0	1							
Totals	28:72	6-22	13-16	21	30	51	25	16	75	14	11	14	4	3	20		

Technical Fouls: NONE

Dead Ball Rebounds: 1, 0

	WKU	ODU
Biggest lead	0 (1 st 10:00)	25 (4 th 9:09)
Best Scoring Run	6 (4 th 7:47)	11 (1 st 6:51)
Lead Changes	0	