

STATISTICAL BREAKDOWN		
VS MIDDLE TENNESSEE		
Monarchs	Hitting	Blue Raiders
.258	AVG.	.266
.359	SLUG	.347
.350	OB%	.336
255	RUNS	214
410	HITS	443
78	2B	74
13	3B	8
19	HR	15
224	RBI	192
323	SO	370
201	BB	134
71-91	SB-SA	19-34
Monarchs	Pitching	Blue Raiders
4.66	ERA	5.68
425.1	IP	425.0
283	SO	337
.287	B/AVG.	.283
Monarchs	Fielding	Blue Raiders
1276	PO	1275
537	A	472
56	E	57
.970	Fld. %	.968
45	DP	35

league and 124th in the nation. He holds a 6-3 overall record and has allowed 68 hits, 20 runs (18 earned) and has struck out 30 batters. Opponents are hitting .280 against him.

Sunday Starter: TBA

SCOUTING MIDDLE TENNESSEE (18-31, 4-20 C-USA)

Middle Tennessee enters the weekend with an 18-31 overall record and a 4-20 mark in conference play. The Blue Raiders recently completed the season sweep of Austin Peay (28-18), which had won three of four coming into the game, with a 17-3 victory at Raymond C. Hand Park. The Blue Raiders pounded out 19 hits, led by Austin Dennis who went 4-for-4 with a double, three RBIs and one run scored. Aaron Aucker and Blake Benefield combined to go 6-for-10 in the middle of the order, as Aucker was 3-for-5 with three runs scored and two RBI and Benefield hit pair of doubles in his 3-for-5 effort that included three RBI and two runs scored.

Riley Delgado leads the pack with a .398 batting average and 74 hits, while Brad Jarreau is hitting .299 with 58 hits and 25 RBIs. As a team, Middle Tennessee is hitting .266 and the team holds a 5.68 ERA.

Friday Starter: Jake Wyrick (LHP, So., 4.68 ERA, 3-6)

Wyrick holds a 4.68 ERA and a 3-6 overall record. He has made an appearance in 13 games, with 11 starts, and has pitched in 50 innings. He has allowed 40 hits, 34 runs (26 earned) and has fanned 36 while walking 32. Opponents are hitting .220 against him.

2015: Selected by the New York Mets in the 38th round of the 2015 MLB First-Year Player Draft ... Named second team all-conference as a freshman at Cleveland State Community College ... Named TJCAA Pitcher of the Week twice and was an Academic All-American ... Started 12 games and held a 4.08 ERA with 76 strikeouts in 70.2 innings, allowing 57 hits and a .223 average against as a freshman.

Saturday Starter: AJ Spencer (RHP, Fr., 3.58 ERA, 1-1)

Spencer holds a 3.58 ERA in 37.2 innings pitched and has a 1-1 overall record. He is making his fifth start of the season and his 17th appearance. He has allowed 36 hits, 17 runs (15 earned) and has walked 15 batters. He has also fanned 29, as hitter are batting .257 against him.

High School: Had a 0.85 ERA as a senior at Union Grove ... Also had a .476 average, .516 on-base %, .768 slugging % and .857 fielding % in 2015.

Sunday Starter: TBA

C-USA PLAYERS OF THE WEEK

Feb. 22	H	Esteban Puerta, 1B, FAU
Feb. 22	P	Sam Sinnen, RHP, ODU
Feb. 29	H	Thomas Peter, LF, WKU
Feb. 29	P	Tyler Clancy, LHP, LA Tech
Mar. 7	H	Chandler Hall, SS, LA Tech
Mar. 7	P	Jon Duplantier, RHP, Rice
Mar. 14	H	Drew Ober, DH, Charlotte
Mar. 14	P	Ricardo Salinas, RHP, Rice
Mar. 21	H	Kerr (FAU) & Sandlin (USM)
Mar. 21	P	Aaron Burns, RHP, UTSA
Mar. 28	H	Charlie Warren, RF, Rice
Mar. 28	P	Jon Duplantier, RHP, Rice
Apr. 4	H	Zack Soria, C, FIU
Apr. 4	P	Nate Hoffman, RHP, MTSU
Apr. 11	H	Ober (CHA) & Washam (LA Tech)
Apr. 11	P	Holden Capps, LHP, Charlotte
Apr. 18	H	Tristan Gray, OF, Rice
Apr. 18	P	Joshua Shapiro, LHP, Marshall
Apr. 25	H	Steven Kraft, 2B, WKU
Apr. 25	P	Josh Maciejewski, LHP, Charlotte
May 2	H	CJ Chatham (FAU) & Tyler Ratliff (Marshall)
May 2	P	Ryan Thurston, LHP, WKU
May 9	H	Chuckie Robinson, C, USM
May 9	P	Blake Fox, LHP, Rice

P - Pitcher
H - Hitter

LAST TIME OUT

LYNCHBURG, Va. -- Old Dominion baseball fell to Liberty, 7-6, on Wednesday afternoon after the Flames came back from a three-run deficit heading into the bottom of the seventh at the Liberty Baseball Stadium. The Monarchs moved to 29-19 on the season, while the Flames improved to 23-27 overall.

The Monarchs held a 6-3 lead heading into the bottom of the seventh inning, but the Flames put together a comeback of four runs over the next two innings to take the lead from ODU for the first time in the contest (7-6) in the bottom of the eighth. ODU had one more chance in the top of the ninth to either tie the game or take the lead, but relief pitcher Carson Herndon retired all three batters, including two strikeouts to secure the win for the Flames.

After a scoreless two innings, the Monarchs put three runs up on the board. With the bases loaded and two outs, Kurt Sinnen blasted a three-run double to center field, his 10th double of the season. The Flames cut the ODU lead to 3-1 after scoring on a double play in the bottom of the inning.

ODU increased its lead to 5-1 in the bottom of the fifth inning after scoring two runs on two hits. With two runners on, Sinnen struck again with a single to center field to bring home Nick Walker, while the second run was scored off a fielder's choice by Connor Myers. The Flames once again countered with a run of their own, but that was all they would get, as ODU headed into the top of the six with a 5-2 edge.

A sacrifice fly by Will Shepherd in the bottom of the 6th inched Liberty within two runs (5-3), but the Monarchs answered with a sacrifice fly of their own from Myers to pull ahead 6-3 in the top of the seventh.

Sinnen led the Monarchs with a 2-for-5 showing, including his 10th double of the year, and 4 RBIs. His RBI mark also tied his career high that he set against FAU on April 1 this season. Four other Monarchs also recorded a hit, while Myers drove in two runs. Morgan Maguire suffered the loss after allowing three runs, which included the go-ahead score, in the eighth.

Two Flames players recorded three hits on the day, while Shepherd led the team with two RBIs. Jon Letchworth earned the win after pitching one inning, while Herndon posted his third save of the year.

ODUI 003 020 100 - 6 6 0
LIBI 001 011 13X - 7 12 1

ODUI Jake Josephs, Joey Benitez (4), Culver Lamb (5), Nick Hartman (7), Morgan Maguire (8), Brett Smith (8)
LIBI Jordan Scott, Parker Bean (3), Shane Quarterly (3), Caleb Evans (5), Cody Gamble (5), Jon Letchworth (8), Carson Herndon (9)

Win! Jon Letchworth (1-0)
Loss! Morgan Maguire (2-1)
Savel Carson Herndon (3)

ROSTER BREAKDOWN		
PITCHERS: 15 (9 RHP, 6 LHP)		
10	Nick Hartman	RHP
16	Thomas Busbice	RHP
17	Culver Lamb	RHP
18	Grayson Bailey	LHP
21	Morgan Maguire	RHP
24	Brett Smith	RHP
28	Jake Josephs	LHP
31	Nate Matheson	LHP
32	Victor Diaz	RHP
34	Sam Sinnen	RHP
40	Adam Bainbridge	LHP
42	Joey Benitez	LHP
43	Isaiah Nelson	LHP
44	Drew Moyer	RHP
45	Jack Jett	RHP
OUTFIELDERS: (6)		
1	Justin Hayes	L/L
4	Nick Walker	R/R
7	Will Morgan	L/R
9	Connor Myers	R/R
23	Cory Alexander II	R/R
33	Turner Bishop	L/L
INFIELDERS: (8)		
2	Jason McMurray	R/R
6	Grey Finwood	R/R
15	Zach Rutherford	R/R
19	Darius Gillus	R/R
20	Bryce Windham	L/R
22	Nick Lustrino	L/R
25	Seth Woodard	R/R
29	Evan Baer	R/R
CATCHERS: (4)		
11	Kyle Beam	R/R
14	Kurt Sinnen	L/R
26	Chris Livers	R/R
37	Neil Ring	R/R
BATTING HAND:		
Right	20	
Left	13	
THROWING HAND:		
Right	25	
Left	8	
STATE:		
Iowa	1	
Maryland	2	
Michigan	1	
Nebraska	1	
New Jersey	4	
Oregon	1	
Pennsylvania	1	
Texas	1	
Virginia	21	
CLASS:		
Seniors	7	
Juniors	9	
Sophomores	5	
Freshmen	12	

No.	Name	Pos.	B/T	Ht.	Wt.	Yr.	Hometown (Last School)
1	Justin Hayes	OF	L/L	5-8	150	So.	Chesapeake, Va. (Western Branch)
2	Jason McMurray	INF	R/R	6-1	200	RSr.	West Des Moines, Iowa (Iowa Western)
4	Nick Walker	INF/OF	R/R	6-0	195	Jr.	Virginia Beach, Va. (Kellam)
6	Grey Finwood	INF	R/R	6-3	200	RSo.	Norfolk, Va. (Maury)
7	Will Morgan	OF	L/R	6-1	180	Fr.	Middletown, N.J. (Christian Brothers Academy)
9	Connor Myers	OF	R/R	5-11	180	Sr.	Middletown, Md. (Middletown)
10	Nick Hartman	RHP	R/R	6-2	180	Jr.	Katy, Texas (LSU-Eunice)
11	Kyle Beam	C	R/R	6-0	225	Jr.	Hood River, Ore. (Lane CC) (Hood River Valley)
14	Kurt Sinnen	C/1b	L/R	5-11	200	Jr.	Virginia Beach, Va. (Kellam)
15	Zach Rutherford	INF	R/R	6-2	180	So.	Chesapeake, Va. (Western Branch)
16	Thomas Busbice	RHP	R/R	6-1	205	Sr.	Papillion, Neb. (Iowa Western)
17	Culver Lamb	RHP	R/R	6-3	195	So.	Virginia Beach, Va. (Chipola College)
18	Grayson Bailey	LHP	L/L	6-1	210	RSr.	Virginia Beach, Va. (Lee University)
19	Darius Gillus	INF	R/R	5-11	205	RFr.	Chesterfield, Va. (L.C. Bird)
20	Bryce Windham	INF	L/R	6-0	170	Fr.	Monroe, Mich. (Saint Mary Catholic Central)
21	Morgan Maguire	RHP	L/R	6-2	205	Fr.	Rumson, N.J. (Rumson-Fair Haven Regional)
22	Nick Lustrino	INF	L/R	6-0	185	RSr.	Spring Lake, N.J. (Manasquan)
23	Cory Alexander II	OF	R/R	6-0	170	Fr.	Goochland, Va. (Goochland)
24	Brett Smith	RHP	R/R	6-4	195	Fr.	Chesapeake, Va. (Grassfield)
25	Seth Woodard	INF	R/R	6-2	220	Fr.	Newport News, Va. (Woodside)
26	Chris Livers	C	R/R	5-9	180	Sr.	Virginia Beach, Va. (First Colonial)
28	Jake Josephs	LHP	L/L	5-11	190	RJr.	Fairfax Station, Va. (South County)
29	Evan Baer	INF	R/R	6-1	200	Fr.	Virginia Beach, Va. (Princess Anne)
31	Nate Matheson	LHP	L/L	6-3	225	So.	Hampton, Va. (Kecoughtan)
32	Victor Diaz	RHP	R/R	6-0	195	RSr.	Perth Amboy, N.J. (St. Joseph's)
33	Turner Bishop	OF	L/L	6-1	195	Jr.	Virginia Beach, Va. (Kellam)
34	Sam Sinnen	RHP	R/R	5-11	205	Jr.	Virginia Beach, Va. (Kellam)
37	Neil Ring	C	R/R	5-10	195	Fr.	Appomattox, Va. (Blair Academy)
40	Adam Bainbridge	LHP	L/L	6-3	190	Jr.	Sinking Spring, Pa. (Wilson)
42	Joey Benitez	LHP	L/L	6-1	185	Jr.	Crofton, Md. (Archbishop Spalding)
43	Isaiah Nelson	LHP	L/L	5-11	170	Fr.	Norfolk, Va. (Norfolk Academy)
44	Drew Moyer	RHP	R/R	6-6	200	Fr.	Newport News, Va. (Woodside)
45	Jack Jett	RHP	R/R	6-4	205	Fr.	Reedville, Va. (Northumberland)

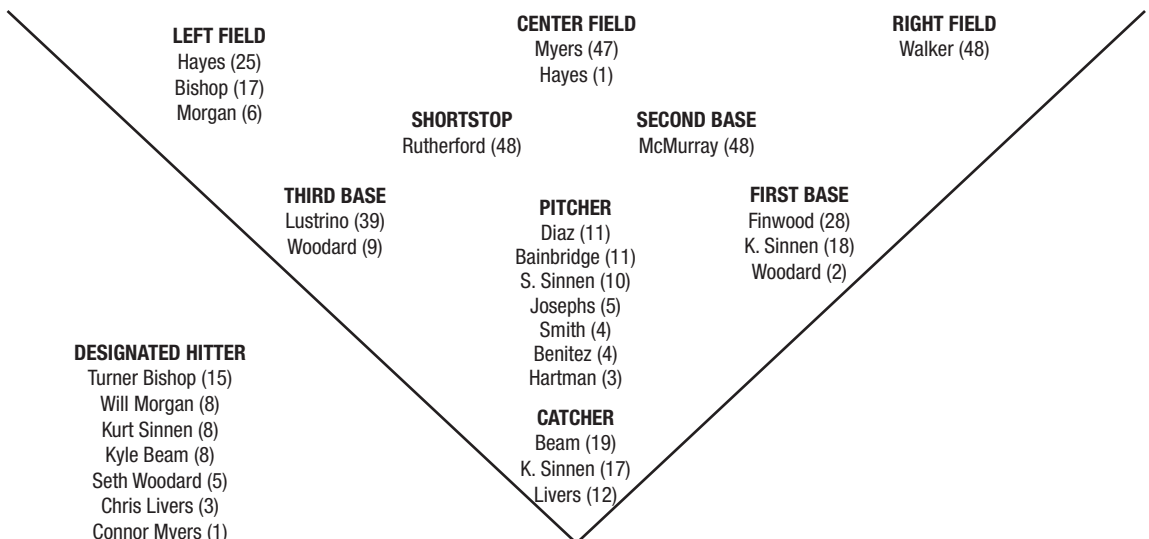
Coaching Staff:

Head Coach: 5 - Chris Finwood (VMI, '88), 5th season
 Assistant Coach: 12 - Karl Nonemaker
 Assistant Coach: 13 - Mike Marron
 Volunteer Coach: 8 - Logan Robbins
 Director of Operations - B.J. Burton

Pronunciation Guide

16 - Thomas Busbice (Bus-biss)
 22 - Nick Lust-ree-no
 26 - Chris Livers (Lie-vers)
 29 - Evan Baer (Bear)
 AC - Karl Nonemaker (Non-ah-maker)
 AC - Mike Marron (Mare-in)

START CHART



2016 BASEBALL STANDINGS

	C-USA				All Games						
	W-L	Pct.	H	A	W-L	Pct.	H	A	N	L-10	Streak
#-Southern Miss	18-6	.750	11-1	7-5	34-14	.708	22-3	9-7	3-4	7-3	W4
#-Rice	18-6	.750	10-2	8-4	31-15	.674	20-8	11-4	0-3	7-3	L1
#-Florida Atlantic	17-7	.708	9-3	8-4	33-14	.702	19-6	12-8	2-0	6-4	L1
#-Marshall	16-8	.667	7-5	9-3	27-17	.614	17-6	10-9	0-2	8-2	W6
Louisiana Tech	15-9	.625	9-3	6-6	33-14	.702	20-5	11-9	2-0	8-2	W6
Old Dominion	12-12	.500	6-6	6-6	29-19	.604	17-8	9-10	3-1	5-5	L2
WKU	10-14	.417	8-4	2-10	24-24	.500	15-8	7-16	2-0	4-6	L4
UAB	10-14	.417	8-4	2-10	19-29	.396	16-11	3-18	0-0	4-6	L5
FIU	9-15	.375	3-9	6-6	22-27	.449	13-16	9-11	0-0	4-6	L4
Charlotte	9-15	.375	4-8	5-7	20-28	.417	13-18	7-10	0-0	4-6	W1
UTSA	6-18	.250	4-8	2-10	15-32	.319	9-17	6-15	0-0	1-9	L5
Middle Tennessee	4-20	.167	4-8	0-12	18-31	.367	11-14	6-17	1-0	2-8	W1

– clinched a spot in the 2016 C-USA Championship

QUICK FACTS

GENERAL INFORMATION

Location Norfolk, Va. 23529
 Enrollment 24,672
 Founded .1930 (Norfolk Division of College of W&M)
 Nickname Monarchs
 Colors Slate Blue, Silver, Light Blue
 Stadium Bud Metheny Baseball Complex (2,500)
 Dimensions LF & RF (325), CF (395), Alleys (375)
 Surface Natural Grass
 Press Box Phones 757-683-5036 / 4142
 Conference Conference USA

UNIVERSITY PERSONNEL

President John R. Broderick (Northeastern)
 Faculty Representative Tim Seibles
 Athletic Director . Dr. Wood Selig (Washington & Lee)
 Assoc. Athletic Director (Baseball) Deb Polca
 Athletic Department Phone 757-683-3375
 Athletic Ticket Office 757-683-4444

COACHING STAFF

Head Coach Chris Finwood (VMI '88)
 Record at ODU 135-123 (5th season)
 Career Record 354-364 (14th year)
 Assistant Coaches
 Karl Nonemaker (Vanderbilt '02)
 Mike Marron (Holy Cross, '05)
 Logan Robbins (WKU, '11) / Volunteer
 Director of Operations B.J. Burton
 Office Phone 757-683-4230

TEAM INFORMATION

2015 Record 27-29
 2015 C-USA Record 13-17 (7th)
 School Record For Wins 50-11 in 1985
 Conference Championships
 '85 (Sun Belt), '94, '95, '96 (CAA)
 NCAA Appearances
 '82, '85, '90, '94, '95, '96, '00, '14
 Starting Pos. Players Returning/Lost 4/5
 Starting Pitchers Returning/Lost 4/1
 Letterman Returning/Lost 18/13

2016 C-USA CHAMPIONSHIP

The 2016 Conference USA Championship will return to Hattiesburg, Miss. for the third year in a row and the sixth time in the league's history. Southern Miss also hosted the 2015, 2014, 2009, 2005 and 1996 C-USA Championships at Pete Taylor Park. The Championship will feature the top eight teams in regular-season league play, and the format features two double-elimination brackets, with a single-elimination championship game. The championship game on Sun., May 29 will air on CBS Sports.

Southern Miss, Rice, Florida Atlantic and Marshall have all punched a ticket to the championship. The Monarchs could potentially lock up a bid as early as this coming weekend with good results. A sweep of Middle Tennessee would put ODU over the top, as the Monarchs hold series tiebreakers over FIU and Charlotte who are tied for ninth.

Game Schedule:

- Wed., May 25
 - Game 1 | 9:00a
 - Game 2 | 12:30p
 - Game 3 | 4:00p
 - Game 4 | 7:30p
- Thurs., May 26
 - Game 5 | 9:00a
 - Game 6 | 12:30p
 - Game 7 | 4:00p
 - Game 8 | 7:30p
- Fri., May 27
 - Game 9 | 3:00p
 - Game 10 | 6:30p
- Sat., May 28
 - Game 11 | 9:00a
 - Game 12 | 12:30p
 - Game 13 | 4:00p (if necessary)
 - Game 14 | 7:30p (if necessary)
- Sun., May 29
 - Championship Game | 1:00p

All times Central

SENIOR WEEKEND

The upcoming series with Middle Tennessee marks the annual ODU Baseball senior weekend. On Friday, the senior Baseball Monarchs will be a part of a graduation ceremony on the field, since the they missed their actual graduation ceremony this past weekend due to the series at Charlotte. On Sunday, the senior players will take part in "Senior Day" with their families and will receive a framed ODU baseball jersey. The seniors on the team have helped lead ODU to a 122-97 overall record and a 57-54

UPCOMING GAMES IN C-USA

Tue., May 10

Marshall at Ohio	Cancelled
(17) Florida Atlantic at Ohio State	Cancelled
LA Tech at Northwestern State	LA Tech 6-0
Middle Tennessee at Austin Peay	MTSU 17-3
Houston at (14) Rice	Houston 10-0
Samford at UAB	Samford 3-1

Wed., May 11

Old Dominion at Liberty	Liberty 7-6
(17) FAU at Ohio State	Ohio State 10-2
Northwestern State at LA Tech	LA Tech 5-4
Incarnate Word at UTSA	Incarnate Word 9-8

Fri., May 13

Middle Tennessee at Old Dominion	5:00p
Charlotte at UTSA	6:00p
Louisiana Tech at (16) Southern Miss	6:00p
Marshall at WKU	6:00p
FIU at UAB	6:30p
(17) Florida Atlantic at (14) Rice (FS2)	7:00p

Sat., May 14

Charlotte at UTSA	2:00p
FIU at UAB	2:00p
(17) Florida Atlantic at (14) Rice	2:00p
Louisiana Tech at (16) Southern Miss	2:00p
Marshall at WKU	2:00p
Middle Tennessee at Old Dominion	2:00p

Sun., May 15

Middle Tennessee at Old Dominion	11:30a
Charlotte at UTSA	1:00p
FIU at UAB	1:00p
(17) Florida Atlantic at (14) Rice	1:00p
Louisiana Tech at (16) Southern Miss	1:00p
Marshall at WKU	1:00p

All Times Central
Conference games in bold

MULTI-HIT GAMES					
PLAYER	2	3	4	5+	TOTAL
Zach Rutherford	9	5	2	-	16
Connor Myers	8	2	3	-	13
Jason McMurray	12	-	1	-	13
Nick Walker	7	5	-	-	12
Nick Lustrino	9	1	-	-	10
Kurt Sinnen	6	1	1	-	8
Kyle Beam	6	1	-	-	7
Justin Hayes	4	1	-	-	5
Turner Bishop	2	1	1	-	4
Will Morgan	2	-	-	-	2
Seth Woodard	-	1	-	-	1
TEAM	65	18	8	0	91

CAREER MULTI-HIT GAMES					
PLAYER	2	3	4	5+	TOTAL
Connor Myers	37	11	4	-	52
Nick Walker	31	9	1	-	41
Zach Rutherford	15	12	2	-	29
Jason McMurray	21	2	1	-	24
Nick Lustrino	15	1	-	-	16
Kurt Sinnen	10	1	1	-	12
Justin Hayes	8	2	-	-	10
Kyle Beam	6	1	-	-	7
Turner Bishop	2	1	1	-	4
Chris Livers	2	-	-	-	2
Will Morgan	2	-	-	-	2
Seth Woodard	-	1	-	-	1

MULTI-RBI GAMES					
PLAYER	2	3	4	5+	TOTAL
Connor Myers	8	1	-	-	9
Jason McMurray	6	1	-	-	7
Nick Walker	5	1	-	1	7
Kurt Sinnen	3	1	2	-	6
Kyle Beam	3	2	-	-	5
Turner Bishop	3	-	1	-	4
Zach Rutherford	2	1	-	-	3
Justin Hayes	2	-	-	-	2
Will Morgan	-	1	-	-	1
Grey Finwood	1	-	-	-	1
Seth Woodard	-	1	-	-	1
TEAM	33	9	2	1	45

CAREER MULTI-RBI GAMES					
PLAYER	2	3	4	5+	TOTAL
Nick Walker	20	3	-	1	24
Connor Myers	12	8	-	-	20
Jason McMurray	8	3	1	-	12
Zach Rutherford	4	2	1	-	7
Kurt Sinnen	4	1	2	-	7
Kyle Beam	3	2	-	-	5
Nick Lustrino	3	-	-	-	3
Justin Hayes	3	-	-	-	3
Chris Livers	1	-	-	-	1
Turner Bishop	3	-	1	-	4
Will Morgan	-	1	-	-	1
Seth Woodard	-	1	-	-	1
Grey Finwood	1	-	-	-	1

mark in league action, two conference tournament appearances and a NCAA Regional berth in 2014. During their time as a Monarch, the team has put together a 77-41 record at the Bud and has won 10 games against nationally ranked teams, including four wins over 2015 NCAA College World Series Champions Virginia.

WALLACE AWARD WATCH LIST

The award, sponsored by Mizuno, honors the nation's top shortstop and will be presented as part of the annual Night of Champions celebration on July 2 in Lubbock, Texas. Of the 54 players recognized on the first watch list of the year, 19 are classified as freshmen or sophomores. Among the honorees is sophomore Zach Rutherford who's hitting .317 on the season to go with his .950 fielding percentage. Four other Conference USA shortstops made the list, as CJ Chatham (Florida Atlantic), Riley Delgado (Middle Tennessee State), Ford Proctor (Rice) and Nick Dawson (Southern Miss) were also honored. For more information on the Wallace Award or the Night of Champions event, visit www.collegebaseballhall.org.

ACADEMIC PROWESS

Conference USA recently released that a total of 291 student athletes from all of Old Dominion University's athletic teams, the highest number of any league member, have earned recognition to the Commissioner's Honor Roll during the 2015-16 academic year. Student-athletes named to the Commissioner's Honor Roll maintain a cumulative grade point average of 3.0 or better. ODU's total represents 55% of its total number of student athletes and marks the third year in a row that ODU placed the highest number of total athletes on the honor roll. In all, 2,684 total student-athletes were named to the Commissioner's Honor Roll from the 14 C-USA member institutions. From the baseball team, Corey Alexander, Evan Baer, Adam Bainbridge, Kyle Beam, Joey Benitez, Thomas Busbice, Victor Diaz, Darius Gillus, Justin Hayes, Jack Jett, Culver Lamb, Chris Livers, Nick Lustrino, Morgan Maguire, Nate Matheson, Jason McMurray, Will Morgan, Drew Moyer, Isaiah Nelson, Neil Ring, Zach Rutherford, Sam Sinnen, Brett Smith, Nick Walker and Seth Woodard were recognized.

ODU also had 53 student-athletes earn the Conference USA Commissioner's Academic Medal during the 2015-16 academic year. Medals are given to those C-USA student-athletes who have achieved a cumulative GPA of 3.75 or better. Evan Baer and Brett Smith represented the baseball team.

NCAA RPI REPORT

The NCAA last updated the RPI report and Old Dominion came in at No. 66 out of 300 schools. Three Conference USA teams rank in the top 50, with Southern Miss leading the way at No. 18. Below is the C-USA RPI breakdown.

Southern Miss 18	WKU 97
Rice 27	FIU 126
Florida Atlantic 31	UAB 129
LA Tech 56	Charlotte 145
Old Dominion 66	Middle Tennessee 150
Marshall 80	UTSA 183

THE NITTY GRITTY

Old Dominion is 29-19 overall and according to WarrenNolan.com has a RPI rating of 66 and is ranked 79th in strength of schedule. The Baseball Monarchs are 2-7 against top 50 RPI teams, 11-5 against 51-100, 11-6 against 101-200 and 5-1 against 200+ RPI teams. ODU is also a part of the conference that is 157-115 overall with the fifth highest conference RPI in the nation (0.5318) out of 31 total conferences. The ACC ranks first, followed by the SEC, Big 12 and Pac 12. C-USA is ranked ahead of one power five conference, the Big 10 (7).

SWEEP OR GET SWEPT

The Monarchs had no in-between when it come to Conference USA series to start the year, as the team either swept the series or got swept in the four series that were played before UTSA. The streak was snapped when the Monarchs went 1-2 against the Roadrunners at the Bud Metheny Complex. Prior to the UTSA series, ODU went 3-0 to open the season at the Bud against WKU, got swept by Rice and Florida Atlantic and recorded its first Conference USA road series sweep since taking down Marshall in 2014, capping the series at FIU with an 11-1 victory. The Monarchs are now 6-6 at home and 6-6 on the road in Conference USA action. ODU will face Middle Tennessee for its final home conference series this weekend and will travel to Marshall to close the season.

AGREEABLE WEATHER

Old Dominion has had just one game canceled and four rescheduled so far this season due to inclement weather. In the grand scheme of baseball, that is plagued by sporadic weather, that is a pretty good stat. Last season, ODU had to reschedule nine games and canceled the entire Seton Hall series in February.

HOME AWAY FROM HOME

Old Dominion will host 28 games at the Bud Metheny Baseball Complex this season, including 15 Conference USA games. The natural grass stadium seats 2,500 people and houses one of the best atmospheres in college baseball. This season, ODU is 17-9 at home. The Monarchs hold a one-game losing streak after falling in game two of a Saturday double header against the UAB Blazers, but ODU welcomes MTSU to the stadium for its final C-USA series at home this season.

THICK AS THIEVES

The Old Dominion Monarchs have stolen 71 bases this season in 91 attempts, as 13 different players have stolen at

least one base so far. ODU's opponents have only stolen 34-of-49 bases this season. The Old Dominion record for stolen bases was set in 1985 when the Monarchs went 132-151 throughout the season.

Nick Walker leads the way on the base path with 18 steals, ranking him fifth in C-USA and 74th in the nation. As a team, the Monarchs rank 37th in the nation in total stolen bases and second in C-USA, while ranking 38th in stolen bases per game (1.49), which is third in the conference.

Below is the season's breakdown.

Player	SB	ATT
Rutherford	11	13
Myers	16	21
Walker	18	22
Hayes	7	10
McMurray	5	7
Lustrino	3	6
Finwood	2	2
K. Sinnen	3	3
Morgan	2	3
Windham	1	1
Woodard	1	1
Bishop	1	1
Livers	1	1
Totals	71	91

SCORING IN BUNCHES

Old Dominion averages 5.31 runs per game and when the Monarchs score, most of the time, it comes in bunches. ODU has posted 18 innings in which the team has scored four or more runs, including two 4-plus innings against Western Kentucky (4 in the 6th & 7 in the 8th) on March 19th. The most runs the Monarchs have scored in an inning is eight, which the team accomplished in the eighth inning in game three at FIU (4.10) and the second inning at Charlotte (5.7). The team's previous high of seven was hit twice (VMI on March 22 and WKU on March 19).

COMMONWEALTH SUCCESS

Since head coach Chris Finwood took over the program in 2012, ODU has had great success over other schools from the Commonwealth State. The Monarchs have been especially dominant at home against in-state competition, holding a 26-16 record in games played at either the Bud Metheny Baseball Complex, Harbor Park or War Memorial Stadium. In the six games against teams from Virginia this season, ODU is 7-4, including a 5-4 victory over defending National Champions UVA. The Monarchs defeated Norfolk State, Liberty, VCU, W&M, VMI and UVA so far this season, but fell to Virginia Tech, VMI and Liberty and UVA at Harbor Park. ODU is set to face VCU for its last midweek game of the season.

OVERALL RECORD VS VIRGINIA TEAMS

vs. VMI 14-2	vs. Richmond 3-2	vs. Virginia Tech 0-1
vs. Virginia 4-3	vs. Radford 1-0	
vs. James Madison 4-2	vs. Norfolk State 3-2	
vs. George Mason 3-3	vs. W&M 8-3	
vs. VCU 3-6	vs. Va. State 1-0	
vs. Liberty 3-7	vs. Longwood 1-1	

CARDIAC MONARCHS

The Monarchs have had a habit of taking things down to the wire the past 10 seasons, playing in 118 games decided by one run. The school record for most one-run games was set during the 1988 season under Mark Newman when they team played in 23 close games. ODU played in nine one-run decisions last season, and the trend seems to be climbing this year, as the Monarchs have already played in 10 one-run games, with three walk-off wins. Kurt Sinnen's walk-off hit against VMI marked the third for ODU, as Kyle Beam singled to beat Manhattan and Myers knocked one out of the park against Liberty.

2007	12	2012	9
2008	10	2013	12
2009	15	2014	15
2010	17	2015	9
2011	9	2016	10

A FEW NOTES ON 2016 C-USA BASEBALL

Conference USA has proven itself as one of the toughest baseball conferences. During the season, C-USA moved up to No. 3 in the conference RPI rankings (boydsworld.com & warrennolan.com). While the league has twice finished the season as the No. 4-ranked conference, a top three finish would be a new high mark for C-USA. Below are a few quick facts about what the league is accomplishing in 2016:

- A number three ranking in the Conference RPI rankings
- Four schools in the top 50 of the RPI rankings
- Seven schools in the top 100 of the RPI rankings

TWO-OUT HITTING		
PLAYER	AVG	RBI
Kyle Beam	.129	2
Turner Bishop	.206	6
Grey Finwood	.148	1
Darius Gillus	.000	0
Justin Hayes	.189	3
Chris Livers	.125	0
Nick Lustrino	.160	3
Jason McMurray	.210	10
Will Morgan	.333	3
Connor Myers	.315	10
Zach Rutherford	.340	8
Kurt Sinnen	.382	12
Nick Walker	.185	12
Bryce Windham	.000	0
Seth Woodard	.176	3
TEAM	.234	73

HITTING STREAKS		
PLAYER	LONGEST	CURRENT
Connor Myers	12	-
Zach Rutherford	9	7
Kurt Sinnen	8	3
Nick Walker	8	4
Jason McMurray	7	-
Nick Lustrino	6	1
Turner Bishop	6	1
Justin Hayes	3	-
Chris Livers	3	-
Grey Finwood	3	-
Kyle Beam	3	-
Will Morgan	3	-
Seth Woodard	2	-
Darius Gillus	1	-

REACHED BASE STREAKS		
PLAYER	LONGEST	CURRENT
Connor Myers	19	19
Nick Walker	18	8
Kurt Sinnen	13	4
Jason McMurray	12	12
Nick Lustrino	12	1
Zach Rutherford	12	7
Chris Livers	7	2
Turner Bishop	6	1
Grey Finwood	6	-
Kyle Beam	5	3
Justin Hayes	4	-
Seth Woodard	4	4
Will Morgan	3	-
Bryce Windham	1	-
Darius Gillus	1	-

CURRENT ODU STREAKS	
All Games	L2
Games at Bud Metheny Complex	L1
Road Games	L2
vs. Ranked Opponents	L4
vs. Conference (Home)	L1
vs. Conference (Away)	L1
vs. Non-Conference (Home)	L1
vs. Non-Conference (Away)	L2

ODU 2016 RECORD WHEN...	
Overall	29-19
Non-Conference	17-7
Conference	12-12
Home	17-9
Away	9-10
Neutral	3-0
Day	21-13
Night	8-6
vs. Left hander	10-8
vs. Right hander	19-11
1-Run games	7-3
2-Run games	7-3
5+ Run games	9-6
Extra innings	2-1
Shutouts	2-3
When scoring 0-2 runs	1-11
When scoring 3-5 runs	9-5
When scoring 6-9 runs	12-3
When scoring 10+ runs	7-0
When opponent scores 0-2 runs	11-0
When opponent scores 3-5 runs	13-6
When opponent scores 6-9 runs	4-8
When opponent scores 10+ runs	1-5
When scoring in the 1st inning	16-3
When opponent scored in the 1st inning	4-3
When scoring first	21-10
When opponent scores first	8-9
When leading after 6 innings	24-2
When leading after 7 innings	23-2
When leading after 8 innings	26-1
When trailing after 6 innings	2-13
When trailing after 7 innings	3-12
When trailing after 8 innings	0-15
When tied after 6 innings	3-4
When tied after 7 innings	3-4
When tied after 8 innings	2-1
Hit 0 home runs	19-15
Hit 1 home run	8-2
Hit 2+ home runs	2-2
Opponent hits 0 home runs	19-10
Opponent hits 1 home run	6-7
Opponent hits 2+ home runs	4-2
When making 0 errors	10-4
When making 1 error	11-8
When making 2+ errors	8-7
When out-hit opponent	16-1
When out-hit by Opponent	8-18
When hits are tied	5-0

- Seven different schools have defeated a nationally-ranked non-conference opponent at the time they played
- C-USA schools have defeated three schools that played in last year's College World Series, including wins over Vanderbilt and Virginia, the last two National Champions

Below is what the league has accomplished since its first season in 1996

- Six College World Series Appearances
- 63 NCAA Appearances
- Three National Players of the Year
- Three National Freshmen of the Year
- 144 All-Americans
- Schools have combined to win 40 or more games 62 times in the past 12 years
- Has had a team ranked No. 1 in the nation in four different seasons
- Hosted 14 NCAA Regionals and six Super Regionals
- 2003 National Champions - Rice
- 98 all-time NCAA Appearances (66 since 1995)

BABE AND BUD

Everyone knows who Bud Metheny is in the baseball world, but little know that he was the last New York Yankee to wear No. 3, Babe Ruth's number, before it was retired in honor of the star in 1948. Bud played for the Yankees from 1938-47, where he played in the second and last game of the 1943 World Series as the Yankees defeated the St. Louis Cardinals. In 1984, to honor Bud and his days with the Yankees, Old Dominion University adopted the Yankees uniform with the blue pinstripes.

The 1940 William and Mary graduate (he earned his M.Ed from William and Mary in 1952) launched a managerial career in 1948 piloting the Boston Red Sox Class "D" team in Baxley, GA. He spent the next season in the Piedmont League (Class "B") playing outfield for the Portsmouth team in 1949-50, and managing the Newport News team in 1950. Despite those commitments, Metheny still found time to begin his 32-year Old Dominion career in the spring of 1948.

Metheny joined the athletic staff in 1948 as head baseball coach compiling a 423-363-6 record before retiring in 1980. He was honored by the NCAA as the Eastern Regional Coach of the Year in 1963 and 1964 when his Monarchs captured College Division crowns those two years. Metheny was named National Coach of the Year in 1964. In 1980, his final season as the Monarchs head coach, ODU captured the Virginia State Championship by defeating the University of Virginia.

TOUGH SCHEDULE

The Baseball Monarchs are not a team to shy away from playing some of the toughest teams in the nation. ODU made a 2016 schedule that once again faced the cream of the crop. Three of ODU's opponents are ranked in the top 25 polls, including the Monarchs' fist matchup of the season NC State, with Southern Miss knocking on the door. Additionally, five of ODU's opponents advanced to the NCAA Regionals in 2015, two reached the Super Regionals and one went to Omaha for the College World Series, including eventual CWS Champion UVA.

A FAMILY AFFAIR

Sam and Kurt Sinnen, fraternal twins, have been playing baseball together since they were little. They grew up and played at the same high school and now the same University. Sam made the decision to attend Old Dominion first and his brother quickly followed. The Sinnen family also made the decision to become the legal guardians of Turner Bishop, a young man who played baseball with the Sinnen twins at Kellam High School. Bishop has become one of the Monarchs most deadly hitters, starting some games as a designated hitter.

The family atmosphere doesn't stop there, as Grey Finwood is playing for his father, head coach Chris Finwood. Grey, now a sophomore at ODU, started in the first seven games for the Monarchs at first base.

EXTRA INNINGS WITH CHRIS FINWOOD

Extra Innings with Chris Finwood debuts March 7 on ESPN Radio 94.1. The show will air every Monday evening. Finwood will give a recap of the previous week's games and upcoming Monarch baseball games as well as player interviews with host and ODU Director of Broadcasting Ted Alexander.

BASEBALL AMERICA PROJECTED FIELD OF 64

For five straight weeks, the Baseball Monarchs were listed as the first four out of the tournament before falling at VMI. For the first time this season (April 27), the Monarchs were not listed as making the field. Florida Atlantic, Southern Miss and Rice are the only Conference USA schools listed for a regional appearance. The Hawks and the Owls were also listed as hosting a regional, while FAU is listed as joining the Miami regional in Coral Gables, Fla.

REACHING NEW HEIGHTS

The Baseball Monarchs continued its best start in a decade by moving to 18-4 after taking two against the VMI Keydets. The record marked the best 22-game start since 2006 (19-3) and after sweeping the Hilltoppers in the C-USA opening weekend, ODU recorded its first ever 3-0 start to C-USA play and its first sweep to open conference play since 2008 against Delaware. In the Monarchs 8-2 win over VMI on March 22, the team hit for the cycle with the first four batters of the game. Myers notched a double, Rutherford hit a single, Walker posted a triple and Kyle Beam knocked one out of

the park.

NO RUNS FOR YOU

In ODU's opening two games, the Monarchs did not allow a run, marking the first time since 1992 that the program started the season two-straight shutouts. The games also marked the first time since 1995 that ODU has notched back-to-back shutouts. ODU opened the 1992 season with back-to-back shutouts over Coppin State (12-0 and 10-0) and put two together in 1995 with wins over Towson (7-0) at home then at Liberty (5-0).

C-USA PITCHER OF THE WEEK

Junior right-hander, Sam Sinnen, was named the Conference USA Pitcher of the Week for his efforts in the season-opening win over No. 10 NC State, as the league announced Monday afternoon.

Sinnen earned his first career weekly honor after holding No. 10 NC State to no runs and just two hits in five innings of work, as the Monarchs defeated the Wolfpack, 5-0, on opening day at the Caravelle Resort Tournament. He highlighted the day by ending the biggest NC State threat in the fourth inning by striking out the batter with two runners left on base.

Sinnen pitched a solid game before giving way in the sixth inning, finishing the game with three strikeouts and two walks as ODU opened the season with a win over a ranked opponent.

THREE TABBED PRESEASON ALL-CONFERENCE USA

Senior outfielder Connor Myers, junior pitcher Sam Sinnen and sophomore infielder Zach Rutherford represented the Monarchs on the C-USA preseason team, as Old Dominion was the only program to feature three athletes.

Myers finished the season hitting .302, knocking in 28 RBI on the season. He posted 17 multiple-hit games and 13-straight games with a hit. He was a threat once on base, as he stole 20 bases on 25 attempts, which ranked second in Conference USA. Myers led the outfield with 150 putouts, including two diving catches against Bryant and one against UAB that were both featured on SportsCenter Top-10.

Sinnen led team with a 6-3 record last season and a 2.84 ERA, which was second on the team. In 66.2 innings of work, he walked only 15 batters and paced the team with 53 strikeouts. Sinnen, who had been a part of three Monarch shutouts, recorded three saves and appeared in 21 games. He capped his sophomore campaign with Second Team All-Conference USA honors.

Rutherford started in 42-of-43 games, mostly at shortstop, as a freshman and was third on the team in hitting at .317 overall and .355 in 27 C-USA games. He recorded 13 multiple-hit games and knocked in a career high four RBI against nationally ranked Florida Atlantic. Rutherford committed only five errors and was named to the Conference USA All-Freshman squad at the conclusion of the season. Rutherford highlighted his freshman campaign by becoming just the 16th Baseball Monarch to be selected to the Collegiate Baseball and Baseball America Freshman All-American teams.

EARLY SIGNING PERIOD

Devon Adams - C- 5'11 180-South Riding, Va. (Paul VI Catholic)

A native of South Riding, Virginia, Adams earned first team All-Washington Catholic Athletic Conference honors while representing Paul VI Catholic High School. He also was named a second-team All-Virginia Independent School Athletic Association honoree.

Kyle Battle - OF- 6'1 175- Glen Allen, Va. (Glen Allen)

A Glen Allen, Va. native, Battle started in the outfield for the Glen Allen Jaguars, helping the team win the state championship as a junior. He registered a .412 batting average last year, including six doubles and four homeruns. At the conclusion of his junior campaign, Battle racked up the awards, earning first team All-Conference, All-Region, All-State and All-Metro laurels. He was also a standout in the classroom and picked up VHSL first team academic honors.

Michael Blanchard - RHP- 6'6 175, Suffolk, Va. (Nansemond River)

Blanchard went 5-1 in 36 innings as a junior at Nansemond River. He struck out 41 batters and had a 2.21 ERA.

Zack Eggers - LHP- 6'1 170 Flower Mound, Texas (Flower Mound)

While playing for Flower Mound High School in Texas and representing the Dallas Mustangs in the summer, Eggers was named to the All-Tournament Team in Perfect Game Jupiter and was also named to the Top Prospect Team at The Perfect Game Underclass South showcase in Houston in 2014. He is also a black belt in Martial Arts.

Carson Henry - INF- 6'1" 180- Virginia Beach, Va. (Greenbrier Christian)

A native of Virginia Beach, Henry has started at shortstop for Greenbrier Christian High School in Chesapeake since his sophomore season. In 2015, he hit .377, led his squad in RBIs and helped Greenbrier Christian capture the 2015 State Championship.

Corey Klak - LHP- 6'4" 175- Chesapeake, Va. (Western Branch)

Klak, a Chesapeake, Va. native, has had two very good years for Western Branch high school. He went 10-1 on the mound his junior season and was an all-conference selection. As a sophomore helped lead his Western Branch High School team to a Regional Championship, taking down nationally ranked Cosby High School in the process. The team advanced to claim the State Championship after defeating Chantilly in the title game. Klak was voted by the league as the Rookie of the Year as a sophomore and was named to the All-Conference second team for pitching and was voted as the team's Most Improved Player as a junior.

Vinnie Pasquantino - 1B- 6'4" 210 Midlothian, Va. (James River)

Pasquantino comes from Midlothian, Va. where he was a member of the James River High School varsity squad. The 6'4" standout first baseman hit an incredible .537 as a junior with five homeruns, en route to earning first team All-Region 6A South and first team All-Metro honors.

Joe Strzelecki - RHP- 6'3 215- Boynton Beach, Fla. (Polk CC)

Strzelecki joins the Baseball Monarchs from Polk Community College where he threw 27.2 innings as a freshman. He accumulated a 3.15 ERA, while striking out 28 batters last season. He attended Santaluces High School in Boynton Beach, Fla. and was a first team All-Conference selection along with MVP as a catcher and batted .386 as a senior.



HEAD COACH CHRIS FINWOOD

In just four years Chris Finwood, the 2014 ABCA East Region Coach of the Year, has put the Monarch program back into the national spotlight. Finwood won his 100th game at ODU with a 15-1 win over Charlotte on April 5th at ODU. The 2015 Monarchs defeated three nationally ranked and NCAA bound teams. ODU swept the home and home series against Virginia, took two of three from Rice and defeated FAU as well.

Last season, Finwood joined the 100 win club and his Baseball Monarchs (27-29) enjoyed two wins over then No. 1/No. 23 ranked UVA and another Top 10 victory over No. 8 ranked Rice. At the conclusion of the season, Finwood saw three players earn Conference USA honors, while freshman Zach Rutherford was named a Freshman All-American on two occasions.

Three Monarchs were selected into the MLB draft, as P.J. Higgins was picked in the 12th round by the Chicago Cubs, Greg Tomchick in the 27th round (No. 812) by the St. Louis Cardinals and Taylor Ostrich in the 34th round (1029 pick) by the Kansas City Royals.

The Monarchs won 36 games in 2014, finished fourth in Conference USA, reached the league semifinals, and earned an at-large bid to the NCAA Regionals, ODU's first since 2000.

ODU posted a 36 RPI and played one of the nation's strongest non-conference schedules, beating No. 1 Virginia and C-USA champion Rice. The 2014 Monarchs turned a school record 68 double-plays, which ranked third nationally. The team fielded .976, which was good for a top 20 national ranking.

Senior reliever Dean Ali was named to C-USA's All-Academic squad, while two Monarchs were selected into the MLB draft, led by Ryan Yarbrough who went in the fourth round to Seattle.

In 2013, the Monarchs won 30 games and placed third in the school's final season in the Colonial Athletic Association. The Monarchs finished the season strong, winning seven of their last 10 games. ODU swept three-game series from NCAA tournament participant William & Mary and a road series at James Madison. Team MVP Ben Verlander was a semifinalist for the Gregg Olson award and two Monarchs were selected in the 2013 MLB draft.

Not only have the Monarchs produced on the field, the team has also had much success in the classroom. The 2013-2014 team had a GPA of over 2.9. The team earned better than a 3.0 GPA in the fall of 2013 and 2014.

Player development has always been a big part of Finwood's success. In his coaching career he has coached over 60 players who have been drafted by Major League Organizations and 6 of them have played in the Major Leagues.

Prior to coming to ODU, Finwood guided Western Kentucky for six years as head coach and was named the 2009 Sun Belt Conference Coach of the Year.

In six seasons, the Hilltoppers witnessed unprecedented success under Finwood, a Hampton, Va. (Hampton High) native. Magical postseason runs in 2008 and 2009, both

in the Sun Belt and NCAA Tournaments, highlighted the Finwood era, as he compiled a 190-154 record at the Bowling Green, Ky. school. His 2009 squad reached the regional final in Oxford, Miss.

WKU captured the 2008 Sun Belt tournament championship. In 2009, en route to notching the program's first 40-win season in 21 years, the Hilltoppers won the Sun Belt Regular Season championship. In those two seasons, WKU earned with back-to-back trips to the NCAA Tournament, including the program's first at-large invitation (2009). The 2009 team made it to the final game in the Oxford regional and finished the year ranked 23rd in the country.

Prior to his stint at Western Kentucky, Finwood served as an assistant coach at Auburn for five seasons and helped lead the Tigers to four NCAA Regionals. During his time at Auburn, Finwood was responsible for all aspects of the Tiger defense, while also coordinating the program's recruiting efforts. In his five seasons, Auburn posted five winning campaigns and combined for 181 victories. The 2003 team, earned a top-seed in the NCAA tournament and hosted a regional after a 42-21 season and second-place finish with the West Division of the Southeastern Conference. Auburn again advanced to the regionals in 2005, falling in the finals to host Florida State.

In his five seasons at Auburn, he oversaw a defense that posted the two best fielding percentages in school history, finishing at .970 in 2002 and .968 in 2003. The 2002 fielding percentage also ranked second in the SEC and 12th nationally.

Prior to joining the staff at Auburn Finwood spent six seasons at Virginia Commonwealth -- four seasons as an assistant (1995-98) before serving as the Rams' associate head coach in 1999 and 2000. Finwood helped guide VCU to a 219-139 record in six years in Richmond. In his six seasons, VCU claimed Colonial Athletic Association regular-season titles in 1997 and 1998. The Rams also earned trips to the NCAA Tournament in 1998 and 1999, winning 40-plus games both seasons, including a school-record 46 victories during the 1998 campaign.

Finwood began his coaching career at his alma mater -- Virginia Military Institute -- serving as an assistant for three seasons before taking over the head coaching duties from 1992-94. After inheriting a VMI team that had won just two games the year before, Finwood led the Keydets to a school-record 21 wins in 1993 and 1994 and a berth in the 1993 Southern Conference Tournament championship game.

A four-year starter on the field at VMI from 1985-88, Finwood was named to the Southern Conference All-Northern Division team three times. A career .300 hitter, he posted a .399 batting average as a senior -- the sixth-best average in school history. He was also named team captain during his senior season and finished his career with the Keydets ranked second in hits and runs scored. Finwood was inducted into the VMI Athletics Hall of Fame in the summer of 2003.

Finwood was introduced as the Monarchs head coach on June 28th, 2011 and is the 13th head baseball coach in ODU history. He and his wife Annette have two children -- a daughter, Riley, and son, Greyson.

THE FINWOOD FILE

Born: Jan. 20, 1966 in Plattsburgh, N.Y.

High School: Hampton (Va.) High School

High School Athletics: Baseball, Basketball

College: Virginia Military Institute, 1988 (BA, English)

College Athletics: Baseball (1985-88), shortstop, four letters

Coaching Experience:

Virginia Military Institute, Assistant Coach, 1989-91

Virginia Military Institute, Head Coach, 1992-94

VCU, Assistant Coach, 1995-98

VCU, Associate Head Coach, 1999-2000

Auburn, Assistant Coach, 2001-05

Western Kentucky, Head Coach, 2005-2011

Old Dominion, Head Coach, 2012-Present

HEAD COACHING RECORDS | CAREER RECORD: 383-383

ODU

2012 | 19-34

2013 | 30-24

2014 | 36-26 | NCAA Regional

2015 | 27-29

2016 | 29-19

TLS 141-132 (5 years)

WKU

2006 | 22-30

2007 | 25-30

2008 | 33-27 | SBC Champions/ NCAA Tournament

2009 | 42-20 | SBC Reg. Season Champions/NCAA Reg. Finals

2010 | 35-23

2011 | 33-24

TLS 190-154 (6 yrs)

VMI

1992 | 11-39

1993 | 20-29

1994 | 21-29

TLS 52-97 (3 yrs)

FINWOOD MILESTONES

Coach of the Year: 2009 (Sun Belt)

1st Victory: Feb. 21, 1992 vs. Shenandoah (7-2 at VMI)

100th Victory: Feb. 22, 2008 vs. Bowling Green (11-4 at WKU)

200th Victory: April 10, 2010 vs. South Alabama (12-4 at WKU)

300th Victory: Mar. 8, 2014 at No. 17 Rice (2-1 at Rice, 10 inn.)

THE LAST TIME...

ODU TEAM...

Scored 30 or more runs in a game	2000 at Norfolk State (31)
Scored 20 or more runs in a game	April 2, 2014 vs. William & Mary (20)
Had 30 or more hits in a game	March 7, 2000 at Norfolk State (30)
Had 20 or more hits in a game	April 2, 2014 vs. William & Mary (21)
Hit five doubles in a game.....	May 6, 2016 at Charlotte (5)
Hit five triples in a game	May 1, 1964 vs Lynchburg (5)
Hit six home runs in a game	May 14, 1992 vs James Madison (6)
Shut out an opponent	February 20, 2016 (2-0 vs Kent State)
Was shutout by an opponent	April 24, 2016 (0-12 at LA Tech)
Shut out a C-USA opponent	May 16, 2015 (11-0 at UAB)
Was shut out by a C-USA team	April 24, 2016 (0-12 at LA Tech)
Shut out a C-USA opponent in consecutive games	N/A
Swept a conference series at home	March 18-19, 2016 vs. WKU
Swept a conference series on the road	April 8-10, 2016 at FIU
Was swept in a conference series at home	April 1-3, 2016 vs No. 17 Florida Atlantic
Was swept in a conference series on the road	March 25-17, 2016 at Rice
Beat a ranked opponent.....	March 30, 2016 at No. 20 Virginia
Won 10-straight games	March 17-April 2, 2006
Won 10-straight C-USA games	N/A
Won 10-straight games at home.....	March 15-April 15, 2006
Won 10-straight games on the road.....	1986
Won 40 games in a season.....	1994 (40)
Won a regular season conference championship.....	2007 (Colonial Athletic Association)
Won the conference tournament	1996 (Colonial Athletic Association)
Competed in the NCAA Regionals	2014 (at South Carolina)
Ended a game in a tie	1988 (3-3, at Virginia)
Turned a triple play	May 8, 2012 vs Longwood

AN ODU PLAYER...

Hit for the cycle	N/A
Hit two doubles in a game.....	May 6, 2016 (Connor Myers at Charlotte)
Hit three doubles in a game	May 11, 2010 (Chris Basker vs UMES)
Hit two triples in one game	March 2, 2005 (Evan Chipman vs Norfolk State)
Hit two home runs in one game.....	April 19, 2016 (Seth Woodard at VMI)
Hit three home runs in one game.....	March 9, 2013 (Ben Verlander vs Northeastern)
Hit a walk-off home run	March 1, 2016 (Connor Myers vs Liberty)
Hit a grand slam	March 4, 1997 (Tony Gsell vs George Washington)
Hit two grand slams in one day.....	May 21, 2010 (Chris Buss at Hofstra)
Had 4+ RBI.....	May 11, 2016 (Kurt Sinnen at Liberty, 4)
Had 5+ RBI.....	March 16, 2016 (Nick Walker vs Princeton, 6)
Hit safely in 20-straight games	2010 (Chris Baker, 28 games)
Hit safely in 30-straight games	March 23, 2010 to February 26, 2011 (Chris Baker, 34 games)
Hit 20 home runs in one season	1997 (Ron Walker, 20)
Hit .400 for the season	2009 (Jake McAloose; .413)
Was the Conference Player of the Year	2011 (Kyle Hald - CAA)

AN ODU PITCHER...

Won 10 games	2007 (Anthony Shawler, 11)
Struck out 10 or more.....	April 15, 2006 (Jason Godin vs Northeastern, 18)
Threw a no-hitter.....	May 11, 2010 (9 inn.) (C.J. Huyett)
Threw a complete game (Win)	April 19, 2015 (Adam Bainbridge vs Marshall)
Pitched 10 or more innings	1972 (Jack Baker vs Xavier-Ohio) (13)
Was the Conference Pitcher of the Year.....	2011 (Kyle Hald - CAA)

2016 NATIONAL RANKINGS (May 9)

D1BASEBALL.COM

Rank	Team	2016 Record
1	Florida	40-8
2	Texas A&M	37-10
3	Miami	35-9
4	Mississippi State	33-14
5	Florida State	32-13
6	Louisville	38-10
7	Texas Tech	37-13
8	Ole Miss	36-13
9	South Carolina	36-11
10	NC State *	32-14
11	Vanderbilt	36-12
12	Virginia *	31-17
13	Rice *	31-14
14	TCU	33-12
15	Tulane	31-14
16	LSU	31-16
17	Washington	27-16
18	Oklahoma State	30-15
19	Georgia Tech	31-15
20	Coastal Carolina	34-14
21	East Carolina	30-16
22	Arizona	31-16
23	Florida Atlantic *	33-13
24	Oregon State	29-15
25	Minnesota	30-15

USA TODAY COACHES

Rank	Team	2016 Record
1	Florida (26)	40-8
2	Texas A&M (3)	37-10
3	Miami	35-9
4	Miss St	33-14-1
5	Louisville	38-10
6	Florida State	32-13
7	Vanderbilt	36-12
8	South Carolina	36-11
9	Texas Tech	37-13
10	TCU	33-12
11	Ole Miss	36-13
12	North Carolina State *	32-14
13	LSU	31-16
14	Virginia *	31-17
15	Oklahoma State	30-15
16	Florida Atlantic *	33-13
17	Oregon State	29-15
18	UC-Santa Barbara	31-12-1
19	Michigan	34-12
20	--	31-16
21	Rice *	31-14
22	North Carolina	30-17
23	Coastal Carolina	34-14
24	Clemson	31-16
25	Georgia Tech	31-15

COLLEGIATE BASEBALL

Rank	Team	2016 Record
1.	Florida	40-8
2.	Miami, FL	35-9
3.	South Carolina	36-11
4.	Florida State	32-13
5.	Texas A&M	37-10
6.	Louisville	38-10
7.	Mississippi State	33-14-1
8.	Vanderbilt	36-12
9.	Texas Tech	37-13
10.	N.C. State *	32-14
11.	Virginia *	31-17
12.	Oklahoma State	30-15
13.	Texas Christian	33-12
14.	Washington	27-16
15.	Cal. State Fullerton	30-16
16.	Southern Mississippi	34-14
17.	Arizona	31-16
18.	Rice *	31-14
19.	Tulane	31-14
20.	Mississippi	36-13
21.	Louisiana State	31-16
22.	Georgia Tech.	31-15
23.	South Alabama	36-14
24.	Coastal Carolina	34-14
25.	Indiana	28-17

NCBWA

Rank	Team	2016 Record
1.	Florida	40-8
2.	Texas A&M	37-10
3.	Mississippi State	33-14-1
4.	Miami	35-9
5.	Louisville	38-10
6.	Florida State	32-13
7.	Vanderbilt	36-12
8.	TCU	33-12
9.	Ole Miss	36-13
10.	South Carolina	36-11
11.	Texas Tech	37-13
12.	N.C. State *	32-14
13.	LSU	31-16
14.	Virginia *	31-17
15.	Oklahoma State	30-15
16.	UC Santa Barbara	31-12-1
17.	Oregon State	29-15
18.	Florida Atlantic *	33-13
19.	Michigan	34-12
20.	North Carolina	30-17
21.	Louisiana	31-17
22.	Clemson	31-16
23.	Southern Miss	34-14
24.	Georgia Tech	31-15
25.	Arizona	31-16

FINWOOD CAREER ODU RECORD
BY OPPONENT

Team	Record
Appalachian State	1-0
Bryant	1-0
Campbell	0-2
Canisius	0-1
Charleston Southern	1-0
Charlotte	5-3
Coastal Carolina	0-1
Delaware	4-3
East Carolina	5-4
Florida Atlantic	2-8
FIU	8-2
George Mason	3-3
Georgia State	1-5
Georgia Tech	0-1
Hofstra	2-4
James Madison	4-2
Kentucky	0-1
Kent State	1-0
Liberty	3-7
Longwood	1-1
Long Island	2-1
LA Tech	6-4
Manhattan	1-0
Marist	1-1
Marshall	5-3
Maryland	0-2
Massachusetts	2-1
Middle Tennessee	2-6
Norfolk State	3-2
Northeastern	2-4
NC State	1-2
Penn	3-0
Princeton	2-0
Radford	1-0
Rice	4-8
Richmond	3-2
Rutgers	7-8
St. John's	1-0
St. Joseph's	1-0
Southern Miss	0-1
Temple	5-1
Towson	3-3
Virginia	4-3
VCU	3-6
VMI	14-2
Virginia State	1-0
Virginia Tech	0-1
UAB	4-5
UNC Wilmington	0-6
UTSA	4-5
West Virginia	1-2
Western Kentucky	4-2
William & Mary	8-3
Wofford	3-1
54 Opponents	141-132

* 2016 ODU Baseball Opponent

2016 MONARCHS


OLD DOMINION UNIVERSITY BASEBALL



**JUSTIN
HAYES**

#1

So., OF, 5-8, Chesapeake, Va.



**JASON
McMURRAY**

#2

RS-Sr., INF, 6-1, Des Moines, Iowa



**NICK
WALKER**

#4

Jr., INF/OF, 6-0, Virginia Beach, Va.



**GREYSON
FINWOOD**

#6

RS-So., INF, 6-3, Norfolk, Va.



**WILL
MORGAN**

#7

Fr., OF, 6-1, Middletown, N.J.



**CONNOR
MYERS**

#9

Sr., OF, 5-11, Middletown, Md.



**NICK
HARTMAN**

#10


Jr., RHP, 6-2, Katy, Texas



**KYLE
BEAM**

#11

Jr., C, 6-0, Hood River, Ore.



**KURT
SINNEN**

#14

Jr., C/1B, 5-11, Virginia Beach, Va.



**ZACH
RUTHERFORD**

#15

So., INF, 6-2, Chesapeake, Va.



**THOMAS
BUSBICE**

#16


Sr., RHP, 6-1, Papillion, Neb.



**CULVER
LAMB**

#17

So., RHP, 6-3, Virginia Beach, Va.



**GRAYSON
BAILEY**

#18

RS-Sr., LHP, 6-1, Virginia Beach, Va.



**DARIUS
GILLUS**

#19

RS-Fr., INF, 5-11, Chesterfield, Va.



**BRYCE
WINDHAM**

#20


Fr., INF, 6-0, Monroe, Mich.



**MORGAN
MAGUIRE**

#21

Fr., RHP, 6-2, Rumson, N.J.



**NICK
LUSTRINO**

#22

RS-Sr., INF, 6-0, Spring Lake, N.J.



**CORY
ALEXANDER II**

#23

Fr., OF, 5-11, Goochland, Va.



**BRETT
SMITH**

#24

Fr., RHP, 6-4, Chesapeake, Va.



**SETH
WOODARD**

#25

Fr., INF, 6-2, Newport News, Va.



**CHRIS
LIVERS**

#26

Sr., C, 5-9, Virginia Beach, Va.



**JAKE
JOSEPHS**

#28

RS-Jr., LHP, 5-11, Fairfax Station, Va.



**EVAN
BAER**

#29

Fr., INF, 6-1, Virginia Beach, Va.



**NATE
MATHESON**

#31

So., LHP, 6-3, Hampton, Va.

2016 MONARCHS

OLD DOMINION UNIVERSITY BASEBALL



VICTOR DIAZ
#32
RS-Sr., RHP, 6-0, Perth Amboy, N.J.



TURNER BISHOP
#33
Jr., OF, 6-1, Virginia Beach, Va.



SAM SINNEN
#34
Jr., RHP, 5-11, Virginia Beach, Va.



NEIL RING
#37
Fr., C, 5-10, Appomattox, Va.



ADAM BAINBRIDGE
#40
Jr., LHP, 6-3, Sinking Spring, Pa.




JOEY BENITEZ
#42
Jr., LHP, 6-1, Crofton, Md.



ISAIAH NELSON
#43
Fr., LHP, 5-11, Norfolk, Va.



DREW MOYER
#44
Fr., RHP, 6-6, Newport News, Va.



JACK JETT
#45
Fr., RHP, 6-4, Reedville, Va.



HEAD COACH CHRIS FINWOOD
#5
• VMI '88 • 5th year at ODU



ASST. COACH KARL NONEMAKER
#12
• Vanderbilt '02 • 5th year at ODU



ASST. COACH MIKE MARRON
#13
• College of the Holy Cross, '05
• 1st year at ODU



VOL. ASST. COACH LOGAN ROBBINS
#8
• Western Kentucky, '11
• 1st year at ODU



DIRECTOR OF BASEBALL OPS. BJ BURTON
• Western Kentucky '87
• 4th year at ODU





#1 JUSTIN HAYES • So. • OF • 5-8 • 150 • L/L • Chesapeake, Va. • Western Branch

PERSONAL: Son of Robert and Christina Hayes ... Has one sister, Raven ... Majoring in sport management ... Volunteered with Feed the Homeless ... Favorite pro athlete: David Wright ... Favorite pro team: New York Mets ... Dream Travel Spot: Bahamas.

2015: Second on team in hitting at .321 ... Played in 40 games with 12 starts (mostly in left field) ... 3 hits in a game at UTSA ... 2 RBI in a game vs. VCU.

MISCELLANEOUS

2016 Season Highs

At Bats	5 two times
Runs	3 two times
Hits	3 vs WKU
RBI	2 two times
2B	1 three times
3B	1 vs Delaware
HR	---
Walks	1 seven times
SB	2 vs Delaware
Putouts	4 vs Virginia
Assists	1 two times

Career Highs

At Bats	5 three times
Runs	3 two times
Hits	3 two times
RBI	2 three times
2B	1 six times
3B	1 vs Delaware (2.28.2016)
HR	---
Walks	1 17 times
SB	2 two times
Putouts	5 vs USM (5.21.2015)
Assists	1 three times

2016 GAME-BY-GAME STATS

2016 ODU Baseball Individual Game-by-Game for Old Dominion (as of May 12, 2016)

#1 Justin Hayes - 45 games (All games)

Date	Opponent	Pos	AB	R	H	RBI	2B	3B	HR	BB	SB	CS	HBP	SAC	SF	GDP	K	PO	A	E	Avg
Feb 19	vs NC State	*of	5	0	0	0	0	0	0	0	0	0	0	0	0	0	3	1	0	1	.000
Feb 20	vs Kent State	*of	2	0	1	0	0	0	0	1	0	2	0	0	0	0	0	0	0	0	.143
Feb 23	NORFOLK STATE	of	1	0	0	0	0	0	0	0	0	0	0	0	0	0	0	0	1	0	.125
Feb 26	MANHATTAN	of	1	0	0	0	0	0	0	0	0	0	0	0	0	0	0	0	0	0	.111
Feb 27	VIRGINIA TECH	of	2	0	2	0	0	0	0	0	0	0	0	0	0	0	0	0	0	0	.273
Feb 28	DELAWARE	*of	3	3	2	2	0	1	0	0	2	0	1	0	0	0	0	2	0	0	.357
Mar 1	LIBERTY	*of	4	0	0	0	0	0	0	0	0	0	0	0	0	0	1	1	0	0	.278
Mar 05	RUTGERS-1	*of	3	0	1	1	0	0	0	0	0	0	0	0	0	0	0	0	0	0	.286
Mar 05	RUTGERS-2	*of	3	1	1	1	0	0	0	0	0	0	0	1	0	0	1	0	0	0	.292
Mar 06	RUTGERS	of	1	0	0	0	0	0	0	0	0	0	0	0	0	0	0	0	0	0	.280
Mar 09	at VCU	*of	4	0	1	0	0	0	0	0	0	0	0	0	0	0	1	1	0	0	.276
Mar 11	at West Virginia	of	1	0	0	0	0	0	0	0	0	0	0	0	0	0	0	1	0	0	.267
Mar 12	at West Virginia-1	of	2	0	0	0	0	0	0	0	0	0	0	0	0	0	2	1	0	0	.250
Mar 12	at West Virginia	of/ph	3	1	1	1	0	0	0	0	0	0	0	0	0	0	0	0	0	0	.257
Mar 15	PRINCETON	of	1	0	0	0	0	0	0	0	0	0	0	0	0	0	0	3	0	0	.250
Mar 16	PRINCETON	*of	3	2	2	1	0	0	0	1	0	0	0	0	0	0	0	1	0	0	.282
Mar 18	WESTERN KENTUCK	*of	4	3	3	1	1	0	0	0	1	0	0	0	0	0	0	1	1	0	.326
Mar 18	WESTERN KENTUCK	*of	2	1	1	0	1	0	0	1	0	0	0	0	0	0	0	2	0	0	.333
Mar 19	WESTERN KENTUCK	of	0	0	0	0	0	0	0	0	0	0	0	0	0	0	0	0	0	0	.333
Mar 22	VMI	*of	4	0	0	1	0	0	0	0	0	0	0	0	0	0	0	1	0	0	.306
Mar 23	VMI	*of	2	1	0	2	0	0	0	1	1	0	0	0	1	0	0	1	0	0	.294
Mar 25	at RICE	*of	3	0	1	0	0	0	0	0	0	0	1	0	0	0	1	0	0	1	.296
Mar 26	at RICE	*of	2	0	0	0	0	0	0	1	0	0	0	0	0	0	1	2	0	0	.286
Mar 27	at RICE	*of	3	0	1	0	0	0	0	0	0	0	0	0	0	0	2	1	0	0	.288
Mar 30	at Virginia	*of	2	0	0	0	0	0	0	0	0	0	0	0	0	0	1	3	0	0	.279
Apr 1	FLORIDA ATLANTIC	*of	2	0	0	0	0	0	0	1	0	0	0	0	0	0	0	0	3	0	.270
Apr 03	FLORIDA ATLANTIC	of	0	0	0	0	0	0	0	1	0	0	0	0	0	0	0	0	0	0	.270
Apr 06	WILLIAM & MARY	*of	3	0	0	0	0	0	0	0	0	0	0	0	0	0	1	0	0	0	.258
Apr 08	at FIU	*of	5	0	2	1	1	0	0	0	0	0	0	0	0	0	0	1	3	0	.268
Apr 09	at FIU	*of	4	1	1	0	0	0	0	0	1	0	0	0	0	0	1	0	0	0	.267
Apr 10	at FIU	*of	4	1	0	1	0	0	0	0	0	0	0	0	0	0	2	2	0	0	.253
Apr 15	UTSA	*of	3	2	1	0	0	0	0	0	1	0	0	1	0	0	0	2	0	0	.256
Apr 16	UTSA	*of	3	0	0	0	0	0	0	0	0	0	0	0	0	0	1	1	1	0	.247
Apr 17	UTSA	of	2	0	0	0	0	0	0	0	0	0	0	0	0	0	0	0	0	0	.241
Apr 19	at VMI	of	1	0	0	0	0	0	0	0	0	0	0	0	0	0	0	1	0	0	.239
Apr 22	at Louisiana Tech	*of	1	0	0	0	0	0	0	0	0	0	0	0	0	0	0	2	1	0	.236
Apr 23	at Louisiana Tech	of	0	0	0	0	0	0	0	0	0	0	0	0	0	0	0	1	0	0	.236
Apr 24	at Louisiana Tech	of	0	0	0	0	0	0	0	0	0	0	0	0	0	0	0	0	0	0	.236
Apr 26	VIRGINIA	*of	3	1	1	1	0	0	0	0	0	0	0	0	0	0	0	4	0	0	.239
Apr 29	UAB	of	1	1	0	0	0	0	0	1	0	0	0	0	0	0	0	0	0	0	.237
Apr 30	UAB-1	*of	3	1	0	0	0	0	0	0	0	0	0	1	0	0	3	2	0	0	.229
Apr 30	UAB-2	of	1	0	0	0	0	0	0	0	0	0	0	0	0	0	1	0	0	0	.227
May 06	at Charlotte	pr/of	1	0	0	0	0	0	0	0	0	0	0	0	0	0	1	0	1	0	.224
May 07	at Charlotte	of	0	0	0	0	0	0	0	0	0	0	0	0	0	0	0	0	0	0	.224
May 11	at Liberty	of	3	0	0	0	0	0	0	0	0	0	0	0	0	0	1	2	0	0	.218
Totals			26gs	101	19	22	13	3	1	0	8	7	3	1	3	1	25	45	4	2	.218

On base pct. .279 • Slugging pct. .267

CAREER STATS

Year	avg	gp-gs	ab	r	h	2b	3b	hr	rbi	tb	slg%	bb	hbp	so	gdp	ob%	sf	sh	sb-att	po	a	e	fld%
2015	.321	40-12	53	10	17	3	0	0	6	20	.377	10	1	13	0	.438	0	0	5-7	35	1	3	.923
2016	.218	45-26	101	19	22	3	1	0	13	27	.267	8	1	25	1	.279	1	3	7-10	45	4	2	.961
TOTAL	.253	85-38	154	29	39	6	1	0	19	47	.305	18	2	38	1	.337	1	3	12-17	80	5	5	.944



#2 JASON MCMURRAY • R/Sr. • INF • 6-1 • 200 • R/R • West Des Moines, Iowa. • Iowa Western

PERSONAL: Son of Scott and Terri McMurray ... Has two brothers Brian and Kevin ... Has one sister Kylie ... Majoring in sociology ... NCYL-National Council on Youth Leadership Chapter President ... Favorite pro athlete: Derek Jeter ... Favorite pro team: New York Yankees ... Favorite Foods: Steak, Cereal, Ice cream ... Dream Travel Spot: Italy.

2015: 50 starts in 53 games at shortstop and second base ... Longest hitting streak is six games ... 11 multiple hit games ... Three RBI vs. Charlotte and W&M ... Three hits vs. Charlotte and LA Tech ... Belted a grand slam at VMI.

MISCELLANEOUS

2016 Season Highs

At Bats	6 at West Virginia
Runs	2 four times
Hits	4 at Charlotte
RBI	3 vs Delaware
2B	1 12 times
3B	1 two times
HR	1 vs Delaware
Walks	2 four times
SB	1 five times
Putouts	7 at Rice
Assists	6 three times

Career Highs

At Bats	6 at West Virginia (3.12.2016)
Runs	3 at ECU (3.4.2015)
Hits	4 at Charlotte (5.6.2016)
RBI	4 vs VMI (3.25.2015)
2B	1 19 times
3B	1 three times
HR	1 three times
Walks	2 four times
SB	1 nine times
Putouts	7 at Rice (3.27.2016)
Assists	7 vs Rutgers (2.28.2015)

2016 GAME-BY-GAME STATS

**2016 ODU Baseball
Individual Game-by-Game for Old Dominion (as of May 12, 2016)**

#2 Jason McMurray - 48 games (All games)

Date	Opponent	Pos	AB	R	H	RBI	2B	3B	HR	BB	SB	CS	HBP	SAC	SF	GDP	K	PO	A	E	Avg
Feb 19	vs NC State	*2b	5	1	1	0	1	0	0	0	1	0	0	0	0	0	0	2	3	0	.200
Feb 20	vs Kent State	*2b	4	0	1	0	0	0	0	0	0	0	0	0	0	0	0	3	3	0	.222
Feb 21	vs Appalachian State	*2b	3	0	0	1	0	0	0	0	0	0	0	0	1	0	0	3	1	0	.167
Feb 23	NORFOLK STATE	*2b	4	0	2	1	1	0	0	0	0	0	0	0	0	0	0	2	2	0	.250
Feb 26	MANHATTAN	*2b	4	1	2	2	1	0	0	2	1	0	0	0	0	0	1	2	6	0	.300
Feb 27	VIRGINIA TECH	*2b	3	0	1	0	0	0	0	1	0	0	0	0	0	0	0	3	2	0	.304
Feb 28	DELAWARE	*2b	4	1	1	3	0	0	1	1	0	0	0	0	0	0	1	3	3	0	.296
Mar 1	LIBERTY	*2b	3	0	0	1	0	0	0	0	0	0	0	0	1	0	0	4	2	1	.267
Mar 05	RUTGERS-1	*2b	3	0	0	0	0	0	0	0	0	0	0	1	0	0	0	4	3	0	.242
Mar 05	RUTGERS-2	*2b	2	2	0	0	0	0	0	2	0	0	1	0	0	0	1	2	3	0	.229
Mar 06	RUTGERS	*2b	3	0	1	0	0	0	0	1	0	0	0	0	0	0	1	4	1	0	.237
Mar 09	at VCU	*2b	5	0	0	0	0	0	0	0	0	0	0	0	0	0	2	0	6	0	.209
Mar 11	at West Virginia	*2b	4	2	2	1	1	1	0	0	0	0	0	0	0	0	1	3	1	1	.234
Mar 12	at West Virginia-1	*2b	4	0	0	0	0	0	0	1	0	0	0	0	0	0	2	1	2	0	.216
Mar 12	at West Virginia	*2b	6	1	1	0	1	0	0	0	1	0	0	0	0	0	2	1	2	0	.211
Mar 15	PRINCETON	*2b	4	2	2	1	0	0	0	0	0	0	0	0	0	0	1	3	3	0	.230
Mar 16	PRINCETON	*2b	5	0	1	0	0	0	0	0	0	0	0	0	0	0	1	1	3	0	.227
Mar 18	WESTERN KENTUCK	*2b	4	0	2	2	0	0	0	0	0	0	0	0	0	0	0	2	2	0	.243
Mar 18	WESTERN KENTUCK	*2b	2	0	0	0	0	0	0	1	0	0	0	1	0	0	0	3	2	0	.236
Mar 19	WESTERN KENTUCK	*2b	4	2	2	1	0	0	0	1	0	0	0	0	0	0	1	2	4	0	.250
Mar 22	VMI	*2b	4	1	0	0	0	0	0	0	0	0	0	0	0	0	1	3	4	0	.237
Mar 23	VMI	*2b	4	1	1	0	1	0	0	0	0	0	0	0	0	0	1	1	4	0	.238
Mar 25	at RICE	*2b	3	0	0	0	0	0	0	0	0	1	0	0	0	0	1	1	3	0	.230
Mar 26	at RICE	*2b	2	1	1	0	1	0	0	2	0	0	0	0	0	0	0	5	3	0	.236
Mar 27	at RICE	*2b	4	0	1	0	0	0	0	0	0	0	0	0	0	0	1	7	1	0	.237
Mar 30	at Virginia	*2b	4	0	1	0	0	0	0	0	0	0	0	0	0	0	0	1	3	0	.237
Apr 1	FLORIDA ATLANTIC	*2b	5	0	1	0	0	0	0	0	0	0	0	0	0	0	1	2	3	0	.235
Apr 02	FLORIDA ATLANTIC	*2b	3	0	0	0	0	0	0	0	0	0	0	0	0	0	0	2	1	0	.229
Apr 03	FLORIDA ATLANTIC	*2b	3	0	0	0	0	0	0	0	0	0	0	0	0	0	2	2	3	0	.222
Apr 06	WILLIAM & MARY	*2b	2	0	1	1	0	0	0	0	0	0	0	0	0	0	0	1	1	0	.227
Apr 08	at FIU	*2b	4	1	1	0	0	0	0	0	0	0	1	1	0	0	2	4	0	1	.228
Apr 09	at FIU	*2b	4	1	2	2	0	0	0	0	0	0	0	0	0	0	0	4	1	0	.237
Apr 10	at FIU	*2b	4	1	2	2	1	0	0	1	1	0	0	0	0	0	0	2	3	0	.246
Apr 15	UTSA	*2b	4	0	0	0	0	0	0	0	0	0	0	0	0	0	3	1	2	0	.238
Apr 16	UTSA	*2b	4	0	2	0	0	0	0	0	0	0	0	0	0	0	1	3	1	0	.246
Apr 17	UTSA	*2b	4	0	0	0	0	0	0	0	0	0	0	0	0	0	0	5	1	0	.239
Apr 19	at VMI	*2b	3	1	1	1	1	0	0	1	0	1	0	0	0	0	1	2	1	1	.241
Apr 22	at Louisiana Tech	*2b	3	0	0	0	0	0	0	1	0	0	0	0	0	0	1	2	3	0	.236
Apr 23	at Louisiana Tech	*2b	3	1	0	0	0	0	0	1	0	0	0	0	0	1	0	1	4	0	.231
Apr 24	at Louisiana Tech	*2b	3	0	2	0	0	0	0	0	0	0	0	0	0	0	0	2	1	0	.240
Apr 26	VIRGINIA	*2b	4	1	1	1	0	1	0	0	0	0	0	0	0	1	0	1	5	1	.240
Apr 29	UAB	*2b	4	0	2	2	1	0	0	0	0	0	0	0	0	0	1	1	1	0	.247
Apr 30	UAB-1	*2b	3	2	2	1	0	0	0	1	1	0	0	0	0	0	0	3	5	0	.255
Apr 30	UAB-2	*2b	3	0	1	1	1	0	0	0	0	0	0	0	1	0	1	2	2	0	.256
May 06	at Charlotte	*2b	5	1	4	2	1	0	0	0	0	0	0	0	0	0	0	4	6	0	.273
May 07	at Charlotte	*2b	5	0	1	1	0	0	0	0	0	0	0	0	0	0	0	6	5	0	.271
May 08	at Charlotte	*2b	3	0	0	0	0	0	0	1	0	0	0	0	0	0	1	2	2	0	.266
May 11	at Liberty	*2b	3	0	0	0	0	0	0	1	0	0	0	0	0	0	0	2	4	0	.261
Totals		48gs	176	24	46	27	12	2	1	19	5	2	2	3	3	2	32	120	127	5	.261

On base pct. .335 • Slugging pct. .369

CAREER STATS

Year	avg	gp-gs	ab	r	h	2b	3b	hr	rbi	tb	slg%	bb	hbp	so	gdp	ob%	sf	sh	sb-att	po	a	e	fld%
2015	.251	53-50	171	30	43	7	2	2	23	60	.351	14	9	37	2	.340	0	6	4-7	82	161	13	.949
2016	.261	48-48	176	24	46	12	2	1	27	65	.369	19	2	32	2	.335	3	3	5-7	120	127	5	.980
TOTAL	.256	101-98	347	54	89	19	4	3	50	125	.360	33	11	69	4	.338	3	9	9-14	202	288	18	.965



#4 NICK WALKER • Jr. • INF/OF • 6-0 • 195 • R/R • Virginia Beach, Va. • Kellam

PERSONAL: Nick Walker is the son of Robert Walker ... Majoring in finance.

2015: ODU co-leader in homers with six ... Three RBI in a game back-to-back vs. Marshall and Richmond ... Two stolen bases in a game vs. Penn ... Second on team with 12 stolen bases ... 13 multiple hit games ... Tied with Higgins for team lead with nine multiple RBI games ... Longest hit streak is six.

MISCELLANEOUS

2016 Season Highs	
At Bats	5 nine times
Runs	3 vs FIU
Hits	3 five times
RBI	6 vs Princeton
2B	1 10 times
3B	1 three times
HR	---
Walks	4 vs Rutgers
SB	3 two times
Putouts	6 two times
Assists	2 vs Virginia
Career Highs	
At Bats	6 vs Liberty (2.19.2014)
Runs	4 vs W&M (4.2.2014)
Hits	4 vs Marshall (4.19.2015)
RBI	6 vs Princeton (3.16.2016)
2B	2 vs Marshall (4.19.2015)
3B	1 six times
HR	1 10 times
Walks	4 vs Rutgers (3.5.2016)
SB	3 three times
Putouts	6 three times
Assists	7 vs Maryland (5.30.2014)

2016 GAME-BY-GAME STATS

**2016 ODU Baseball
Individual Game-by-Game for Old Dominion (as of May 12, 2016)**

#4 Nick Walker - 48 games (All games)

Date	Opponent	Pos	AB	R	H	RBI	2B	3B	HR	BB	SB	CS	HBP	SAC	SF	GDP	K	PO	A	E	Avg	
Feb 19	vs NC State	*of	2	2	2	1	0	0	0	3	3	0	0	0	0	0	0	1	2	0	0	1.000
Feb 20	vs Kent State	*of	4	0	1	0	0	0	0	0	0	0	0	0	0	0	1	2	0	0	0	.500
Feb 21	vs Appalachian State	*of	4	1	1	2	0	0	0	1	0	0	0	0	0	0	0	2	0	0	0	.400
Feb 23	NORFOLK STATE	*of	3	2	2	1	0	1	0	2	0	0	0	0	0	0	0	4	0	0	0	.462
Feb 26	MANHATTAN	*of	5	0	0	0	0	0	0	2	0	0	0	0	0	0	0	6	0	0	0	.333
Feb 27	VIRGINIA TECH	*of	3	0	1	0	1	0	0	0	0	0	0	0	0	1	0	4	0	0	0	.333
Feb 28	DELAWARE	*of	4	1	2	0	0	0	0	1	0	0	0	0	0	0	1	2	0	0	0	.360
Mar 1	LIBERTY	*of	2	0	0	0	0	0	0	2	0	0	0	0	0	0	0	1	0	1	0	.333
Mar 05	RUTGERS-1	*of	3	0	0	0	0	0	0	1	0	0	0	0	0	0	2	3	0	0	0	.300
Mar 05	RUTGERS-2	*of	1	0	0	0	0	0	0	4	0	1	0	0	0	0	1	5	1	0	0	.290
Mar 06	RUTGERS	*of	4	1	3	0	1	0	0	0	0	0	0	0	0	0	0	2	1	0	0	.343
Mar 09	at VCU	*of	3	0	1	1	0	0	0	2	0	0	0	0	0	0	2	2	0	0	0	.342
Mar 11	at West Virginia	*of	4	0	1	0	0	0	0	0	0	0	0	0	0	0	1	2	0	0	0	.333
Mar 12	at West Virginia-1	*of	4	0	1	2	1	0	0	1	0	1	0	0	0	0	2	2	0	0	0	.326
Mar 12	at West Virginia	*of	5	0	3	1	0	0	0	1	0	0	0	0	0	0	0	4	0	0	0	.353
Mar 15	PRINCETON	*of	4	1	1	0	0	0	0	0	0	0	0	0	0	0	1	1	0	0	0	.345
Mar 16	PRINCETON	*of	4	0	3	6	1	0	0	0	0	0	0	1	0	0	0	0	0	0	0	.373
Mar 18	WESTERN KENTUCK	*of	4	1	1	0	0	0	0	1	0	0	0	0	0	0	0	1	0	0	0	.365
Mar 18	WESTERN KENTUCK	*of	3	0	0	1	0	0	0	0	0	0	0	0	1	0	1	6	0	0	0	.348
Mar 19	WESTERN KENTUCK	*of	5	1	1	0	0	0	0	0	1	0	0	0	0	0	1	3	0	0	0	.338
Mar 22	VMI	*of	5	1	3	2	0	1	0	0	0	0	0	0	0	0	0	1	0	0	0	.355
Mar 23	VMI	*of	3	0	0	1	0	0	0	1	1	0	0	0	1	0	1	4	0	0	0	.342
Mar 25	at RICE	*of	4	0	0	0	0	0	0	0	0	0	0	0	0	0	2	3	0	0	0	.325
Mar 26	at RICE	*of	4	0	0	0	0	0	0	0	0	0	0	0	0	0	2	2	0	0	0	.310
Mar 27	at RICE	*of	4	0	0	0	0	0	0	0	0	0	0	0	0	0	1	0	0	0	0	.297
Mar 30	at Virginia	*of	3	0	0	1	0	0	0	0	0	0	0	0	1	0	0	1	0	0	0	.287
Apr 1	FLORIDA ATLANTIC	*of	4	2	1	0	0	0	0	0	0	0	1	0	0	0	0	4	0	0	0	.286
Apr 02	FLORIDA ATLANTIC	*of	4	0	0	0	0	0	0	0	0	0	0	0	0	0	0	3	0	0	0	.275
Apr 03	FLORIDA ATLANTIC	*of	3	0	1	0	0	0	0	1	1	0	0	0	0	0	0	2	0	0	0	.276
Apr 06	WILLIAM & MARY	*of	2	2	2	1	1	0	0	1	2	0	0	0	1	0	0	3	0	0	0	.290
Apr 08	at FIU	*of	4	2	2	2	0	0	0	1	3	0	0	0	1	0	1	1	0	0	0	.297
Apr 09	at FIU	*of	5	3	3	1	1	0	0	0	0	0	0	0	0	0	0	2	0	0	0	.310
Apr 10	at FIU	*of	4	2	1	0	0	0	0	1	0	0	0	0	0	0	0	1	0	0	0	.308
Apr 15	UTSA	*of	3	2	1	0	0	0	0	0	0	0	1	0	0	0	1	1	0	0	0	.309
Apr 16	UTSA	*of	3	0	0	0	0	0	0	1	1	1	0	0	0	0	0	2	0	0	0	.302
Apr 17	UTSA	*of	4	2	2	0	0	0	0	1	2	0	0	0	0	0	0	4	1	0	0	.308
Apr 19	at VMI	*of	3	1	0	0	0	0	0	0	0	0	2	0	0	0	1	2	0	0	0	.301
Apr 22	at Louisiana Tech	*of	5	0	0	0	0	0	0	0	0	0	0	0	0	0	0	1	0	0	0	.290
Apr 23	at Louisiana Tech	*of	5	1	2	1	1	0	0	0	0	0	0	0	0	0	0	2	1	0	0	.294
Apr 24	at Louisiana Tech	*of	3	0	0	0	0	0	0	0	0	0	0	0	0	1	1	3	0	0	0	.288
Apr 26	VIRGINIA	*of	3	0	1	2	0	1	0	1	0	0	0	0	0	0	0	1	2	0	0	.289
Apr 29	UAB	*of	1	2	0	0	0	0	0	4	0	0	0	0	0	0	1	0	0	0	0	.287
Apr 30	UAB-1	*of	3	0	1	3	1	0	0	2	0	0	0	0	0	0	1	2	0	0	0	.288
Apr 30	UAB-2	*of	4	1	0	0	0	0	0	1	1	0	0	0	0	1	0	2	0	0	0	.280
May 06	at Charlotte	*of	5	2	1	0	1	0	0	1	2	0	0	0	0	0	1	1	0	0	0	.278
May 07	at Charlotte	*of	5	1	1	1	0	0	0	1	0	0	0	0	0	0	3	0	0	0	0	.275
May 08	at Charlotte	*of	4	1	1	0	1	0	0	0	0	1	0	0	0	1	0	1	0	0	0	.275
May 11	at Liberty	*of	4	2	1	0	0	0	0	1	0	0	0	0	0	0	0	4	0	0	0	.274
Totals		48gs	175	37	48	30	10	3	0	38	18	4	4	1	5	4	31	105	5	1	0	.274

On base pct. .405 • Slugging pct. .366

CAREER STATS

Year	avg	gp-gs	ab	r	h	2b	3b	hr	rbi	tb	slg%	bb	hbp	so	gdp	ob%	sf	sh	sb-att	po	a	e	fld%
2014	.309	58-47	194	43	60	11	1	4	26	85	.438	25	3	29	0	.393	2	5	16-17	93	57	4	.974
2015	.276	54-52	181	32	50	10	2	6	33	82	.453	29	8	31	1	.394	3	3	12-14	116	13	7	.949
2016	.274	48-48	175	37	48	10	3	0	30	64	.366	38	4	31	4	.405	5	1	18-22	105	5	1	.991
TOTAL	.287	160-147	550	112	158	31	6	10	89	231	.420	92	15	91	5	.397	10	9	46-53	314	75	12	.970



#6 GREY FINWOOD • RSo. • INF • 6-3 • 200 • R/R • Norfolk, Va. • Maury

PERSONAL: Grey is the son of Chris (head coach) and Annette Finwood ... Has one sister, Riley ... Majoring in sport management ... Interested in coaching.

2015: Played in eight games

MISCELLANEOUS

2016 Season Highs

At Bats	4 four times
Runs	1 seven times
Hits	1 11 times
RBI	2 vs Rutgers
2B	1 at West Virginia
3B	---
HR	---
Walks	1 nine times
SB	1 two times
Putouts	15 at LA Tech
Assists	2 two times

Career Highs

At Bats	4 four times
Runs	1 seven times
Hits	1 11 times
RBI	2 vs Rutgers (3.5.2016)
2B	1 at West Virginia (3.12.2016)
3B	---
HR	---
Walks	1 nine times
SB	1 two times
Putouts	15 at LA Tech
Assists	2 two times

2016 GAME-BY-GAME STATS

**2016 ODU Baseball
Individual Game-by-Game for Old Dominion (as of May 12, 2016)**

#6 Grey Finwood - 42 games (All games)

Date	Opponent	Pos	AB	R	H	RBI	2B	3B	HR	BB	SB	CS	HBP	SAC	SF	GDP	K	PO	A	E	Avg
Feb 19	vs NC State	*1b	4	0	0	0	0	0	0	0	0	0	1	0	0	0	2	9	0	1	.000
Feb 20	vs Kent State	*1b	2	1	0	0	0	0	0	1	1	0	0	0	0	0	0	6	1	0	.000
Feb 21	vs Appalachian State	*1b	4	1	0	0	0	0	0	1	0	0	0	0	0	0	2	8	0	0	.000
Feb 23	NORFOLK STATE	*1b	3	1	1	0	0	0	0	1	1	0	0	0	0	1	1	8	1	0	.077
Feb 26	MANHATTAN	*1b	4	0	0	0	0	0	0	1	0	0	0	0	0	0	1	11	0	0	.059
Feb 27	VIRGINIA TECH	*1b	2	0	0	0	0	0	0	0	0	0	0	0	0	0	1	6	1	0	.053
Feb 28	DELAWARE	*1b	3	1	0	0	0	0	0	0	0	0	1	0	0	0	1	11	0	0	.045
Mar 1	LIBERTY	1b	1	0	0	0	0	0	0	0	0	0	0	0	0	0	1	1	0	0	.043
Mar 05	RUTGERS-1	*1b	3	0	0	0	0	0	0	0	0	0	0	0	0	0	0	9	1	0	.038
Mar 05	RUTGERS-2	*1b	2	1	1	2	0	0	0	0	0	0	1	0	1	0	0	8	1	0	.071
Mar 06	RUTGERS	*1b	3	0	1	0	0	0	0	0	0	0	0	0	0	0	1	11	0	0	.097
Mar 09	at VCU	*1b	3	0	0	0	0	0	0	0	0	0	1	0	0	0	0	11	1	0	.088
Mar 11	at West Virginia	*1b	2	0	0	0	0	0	0	1	0	0	0	0	0	0	1	3	0	0	.083
Mar 12	at West Virginia-1	1b	2	0	1	0	1	0	0	0	0	0	0	0	0	0	1	8	0	0	.105
Mar 12	at West Virginia	*1b	1	0	0	0	0	0	0	1	0	0	0	0	0	0	0	5	2	0	.103
Mar 15	PRINCETON	*1b	4	0	0	0	0	0	0	0	0	0	0	0	0	0	2	11	0	1	.093
Mar 16	PRINCETON	1b	0	0	0	0	0	0	0	0	0	0	0	0	0	0	0	2	0	0	.093
Mar 18	WESTERN KENTUCK	*1b	3	1	1	0	0	0	0	0	0	0	0	1	0	0	0	8	1	1	.109
Mar 18	WESTERN KENTUCK	1b	0	0	0	0	0	0	0	0	0	0	0	0	0	0	0	0	0	0	.109
Mar 19	WESTERN KENTUCK	*1b	2	0	1	0	0	0	0	0	0	0	0	0	0	0	0	13	1	0	.125
Mar 22	VMI	1b	0	0	0	0	0	0	0	0	0	0	1	0	0	0	0	3	0	0	.125
Mar 25	at RICE	*1b	3	0	1	1	0	0	0	0	0	0	0	0	0	0	1	7	0	0	.137
Mar 26	at RICE	*1b	2	0	0	0	0	0	0	0	0	0	0	1	0	0	1	8	1	0	.132
Mar 30	at Virginia	*1b	2	0	0	0	0	0	0	0	0	0	0	0	0	0	2	8	2	0	.127
Apr 1	FLORIDA ATLANTIC	*1b	2	0	0	0	0	0	0	0	0	0	0	0	0	0	2	4	0	0	.123
Apr 03	FLORIDA ATLANTIC	*1b	3	0	0	0	0	0	0	0	0	0	0	0	0	0	1	9	0	0	.117
Apr 06	WILLIAM & MARY	1b	1	0	0	0	0	0	0	0	0	0	0	0	0	0	1	3	0	0	.115
Apr 08	at FIU	*1b	3	0	0	0	0	0	0	0	0	0	0	0	0	0	2	5	0	0	.109
Apr 09	at FIU	1b	1	0	1	0	0	0	0	0	0	0	0	0	0	0	0	1	0	0	.123
Apr 10	at FIU	1b	1	1	0	0	0	0	0	0	0	0	0	0	0	0	0	3	0	0	.121
Apr 15	UTSA	1b	0	0	0	0	0	0	0	0	0	0	0	0	0	0	0	1	0	0	.121
Apr 16	UTSA	*1b	2	0	0	0	0	0	0	0	0	0	0	0	0	0	1	13	0	0	.118
Apr 19	at VMI	*1b	3	0	0	0	0	0	0	1	0	0	0	0	0	0	2	4	0	0	.113
Apr 23	at Louisiana Tech	*1b	3	0	1	1	0	0	0	0	0	0	0	1	0	0	2	15	0	0	.122
Apr 24	at Louisiana Tech	*1b	2	0	1	0	0	0	0	0	0	0	0	0	0	0	0	5	0	0	.132
Apr 26	VIRGINIA	*1b	2	0	0	0	0	0	0	1	0	0	0	0	0	0	2	12	0	0	.128
Apr 29	UAB	1b	0	0	0	0	0	0	0	0	0	0	0	0	0	0	0	2	0	0	.128
Apr 30	UAB-1	1b	0	0	0	0	0	0	0	0	0	0	0	0	0	0	0	2	0	0	.128
May 06	at Charlotte	1b	0	0	0	0	0	0	0	0	0	0	1	0	0	0	0	5	0	0	.128
May 07	at Charlotte	1b	0	0	0	0	0	0	0	0	0	0	0	0	0	0	0	4	0	0	.128
May 08	at Charlotte	*1b	2	0	1	0	0	0	0	1	0	0	0	0	0	0	0	11	0	0	.138
May 11	at Liberty	1b	1	0	0	0	0	0	0	0	0	0	0	0	0	0	1	2	0	0	.136
Totals			28gs	81	7	11	4	1	0	9	2	0	6	3	1	2	32	276	13	3	.136

On base pct. .268 • Slugging pct. .148

CAREER STATS

Year	avg	gp-gs	ab	r	h	2b	3b	hr	rbi	tb	slg%	bb	hbp	so	gdp	ob%	sf	sh	sb-att	po	a	e	fld%
2015	.000	8-0	3	0	0	0	0	0	0	0	.000	0	0	2	0	.000	0	0	0-0	14	0	0	1.000
2016	.136	42-28	81	7	11	1	0	0	4	12	.148	9	6	32	2	.268	1	3	2-2	276	13	3	.990
TOTAL	.131	50-28	84	7	11	1	0	0	4	12	.143	9	6	34	2	.260	1	3	2-2	290	13	3	.990



#7 WILL MORGAN • Fr. • OF • 6-1 • 180 • L/R • Middletown, N.J. • Christian Brothers Academy

PRIOR TO OLD DOMINION: Will was an outfielder for Christian Brothers Academy in New Jersey ... As a junior, he helped his team win both the Shore Conference and Monmouth County Tournaments ... He hit .360 with 12 doubles and 25 RBI and was named First Team All-Shore Conference and First Team All-A-North Division ... As a senior, the team collected the A-North, Shore Conference, Monmouth County, Non-Public A-South Sectional and the Non-Public Overall State Championships ... Also earned First Team All-Shore honors and was selected to play in the N.J. Senior All-Star game ... Over his career, he recorded 96 hits, 31 doubles, 10 home runs and 47 RBI.

MISCELLANEOUS

2016 Season Highs

At Bats	5 two times
Runs	2 vs App State
Hits	2 two times
RBI	3 vs App State
2B	1 three times
3B	1 vs App State
HR	---
Walks	3 vs App State
SB	1 two times
Putouts	4 vs App State
Assists	---

Career Highs

At Bats	5 two times
Runs	2 vs App State (2.21.2016)
Hits	2 two times
RBI	3 vs App State (2.21.2016)
2B	1 three times
3B	1 vs App State (2.21.2016)
HR	---
Walks	3 vs App State (2.21.2016)
SB	1 two times
Putouts	4 vs App State (2.21.2016)
Assists	---

2016 GAME-BY-GAME STATS

**2016 ODU Baseball
Individual Game-by-Game for Old Dominion (as of May 12, 2016)**

#7 Will Morgan - 24 games (All games)

Date	Opponent	Pos	AB	R	H	RBI	2B	3B	HR	BB	SB	CS	HBP	SAC	SF	GDP	K	PO	A	E	Avg
Feb 21	vs Appalachian State	*of	2	2	1	3	0	1	0	3	1	1	0	0	0	0	3	0	0	0	.500
Feb 23	NORFOLK STATE	*of	3	0	0	0	0	0	0	0	0	0	0	0	0	0	0	0	0	0	.200
Feb 26	MANHATTAN	*of	1	0	1	0	0	0	0	0	0	0	0	0	0	0	0	2	0	0	.333
Feb 27	VIRGINIA TECH	*of	1	0	0	0	0	0	0	0	0	0	0	0	0	0	1	1	0	1	.286
Mar 06	RUTGERS	*of	2	0	0	0	0	0	0	0	0	0	0	0	0	0	0	1	0	0	.222
Mar 11	at West Virginia	ph	1	0	0	0	0	0	0	0	0	0	0	0	0	0	0	0	0	0	.200
Mar 12	at West Virginia	ph	1	0	0	0	0	0	0	0	0	0	0	0	0	0	1	0	0	0	.182
Mar 15	PRINCETON	*of	0	0	0	0	0	0	0	0	0	0	0	0	0	0	0	0	0	0	.182
Mar 16	PRINCETON	*dh	4	1	2	0	1	0	0	0	0	0	0	0	0	1	0	0	0	0	.267
Mar 19	WESTERN KENTUCK	*of	4	1	2	0	0	0	0	0	0	0	0	0	0	0	1	1	0	1	.316
Mar 23	VMI	*dh	3	0	1	0	0	0	0	1	0	0	0	0	0	0	0	0	0	0	.318
Mar 30	at Virginia	pr/of	1	0	0	0	0	0	0	0	0	0	0	0	0	0	0	1	0	0	.304
Apr 1	FLORIDA ATLANTIC	ph	1	0	0	0	0	0	0	0	0	0	0	0	0	0	1	0	0	0	.292
Apr 02	FLORIDA ATLANTIC	ph/dh	1	0	1	0	1	0	0	0	0	0	0	0	0	0	0	0	0	0	.320
Apr 03	FLORIDA ATLANTIC	*of	2	0	1	0	0	0	0	0	0	0	0	0	0	0	0	1	0	0	.333
Apr 08	at FIU	ph	1	0	0	0	0	0	0	0	0	0	0	0	0	0	0	0	0	0	.321
Apr 10	at FIU	ph/of	0	0	0	1	0	0	0	1	0	0	0	0	0	0	0	0	0	0	.321
Apr 17	UTSA	*dh	3	0	1	0	1	0	0	1	1	0	0	0	0	0	0	0	0	0	.323
Apr 19	at VMI	*dh	5	0	0	1	0	0	0	0	0	0	0	0	0	0	0	0	0	0	.278
Apr 29	UAB	*dh	4	0	1	1	0	0	0	0	0	0	0	0	0	0	0	0	0	0	.275
Apr 30	UAB-1	*dh	3	0	0	0	0	0	0	0	0	0	0	1	0	0	0	0	0	0	.256
Apr 30	UAB-2	*dh	4	1	1	0	0	0	0	0	0	0	0	0	0	0	2	0	0	0	.255
May 06	at Charlotte	*dh	5	0	1	0	0	0	0	0	0	0	0	0	0	1	1	0	0	0	.250
May 07	at Charlotte	ph/dh	2	0	0	0	0	0	0	0	0	0	0	0	0	0	0	0	0	0	.241
Totals			14gs	54	5	13	6	3	1	6	2	1	0	1	0	2	11	11	0	2	.241

On base pct. .317 • Slugging pct. .333

CAREER STATS

Year	avg	gp-gs	ab	r	h	2b	3b	hr	rbi	tb	slg%	bb	hbp	so	gdp	ob%	sf	sh	sb-att	po	a	e	fld%
2016	.241	24-14	54	5	13	3	1	0	6	18	.333	6	0	11	2	.317	0	1	2-3	11	0	2	.846
TOTAL	.241	24-14	54	5	13	3	1	0	6	18	.333	6	0	11	2	.317	0	1	2-3	11	0	2	.846



#9 CONNOR MYERS • Sr. • OF • 5-11 • 180 • R/R • Middletown, Md. • Middletown

PERSONAL: Connor Myers is the son of Alan and Rita Myers ... Has one brother, Dillon and one sister, Mackenzie ... Majoring in sport management ... Four-year honor roll student ... Favorite Foods: Home-Cooked meals like spinach, steak and beets ... Favorite Movie: "Law Abiding Citizen" ... Person in history would most like to meet: Abner Doubleday ... Favorite Book Read: "The Hunger Games" by Suzanne Collins ... Dream Vacation: St. Thomas in the Virgin Islands.

2015: Three hits in a game vs. Rutgers ... Three RBI in a game vs. ECU & Charlotte ... Diving catch at UAB was the No. 3 ESPN SportsCenter Play of the day (5-16) ... Second in C-USA in steals with 20-25 ... Homered in game vs. FAU (C-USA tournament) ... 17 multiple hit games ... Longest hitting streak was 13 ... Reached base 21 straight games.

MISCELLANEOUS	
2016 Season Highs	
At Bats	6 vs FIU
Runs	3 four times
Hits	4 three times
RBI	3 vs WKU
2B	2 at Charlotte
3B	---
HR	2 vs Liberty
Walks	3 vs Manhattan
SB	2 vs William & Mary
Putouts	6 vs Liberty
Assists	1 three times
Career Highs	
At Bats	6 two times
Runs	3 seven times
Hits	4 five times
RBI	3 seven times
2B	2 two times
3B	1 five times
HR	2 vs Liberty (3.1.2016)
Walks	3 two times
SB	2 two times
Putouts	8 vs Rutgers (2.24.2013)
Assists	1 16 times

2016 GAME-BY-GAME STATS																							
2016 ODU Baseball																							
Individual Game-by-Game for Old Dominion (as of May 12, 2016)																							
#9 Connor Myers - 48 games (All games)																							
Date	Opponent	Pos	AB	R	H	RBI	2B	3B	HR	BB	SB	CS	HBP	SAC	SF	GDP	K	PO	A	E	Avg		
Feb 19	vs NC State	*of	4	1	1	0	0	0	0	0	1	0	1	0	0	0	1	4	0	0	.250		
Feb 20	vs Kent State	*of	3	0	1	1	1	0	0	0	0	0	0	0	1	0	0	3	0	0	.286		
Feb 21	vs Appalachian State	*of	5	3	3	1	0	0	1	1	1	0	0	0	0	0	0	0	0	0	.417		
Feb 23	NORFOLK STATE	*of	4	1	1	0	1	0	0	1	0	0	0	0	0	0	1	4	0	0	.375		
Feb 26	MANHATTAN	*of	3	0	1	1	0	0	0	3	0	1	0	1	0	0	0	1	0	0	.368		
Feb 27	VIRGINIA TECH	*of	2	0	0	0	0	0	0	1	0	0	0	0	0	0	1	0	0	0	.333		
Feb 28	DELAWARE	*of	5	2	3	2	1	0	0	0	1	0	0	0	0	0	0	3	0	0	.385		
Mar 1	LIBERTY	*of	5	3	4	2	1	0	2	0	0	0	0	0	0	0	0	6	0	0	.452		
Mar 05	RUTGERS-1	*of	3	1	0	0	0	0	1	0	0	0	0	0	0	0	1	1	0	0	.412		
Mar 05	RUTGERS-2	*of	5	0	2	2	1	0	0	0	1	1	0	0	0	0	0	1	5	0	.410		
Mar 06	RUTGERS	*of	4	1	1	0	0	0	0	0	0	0	0	0	0	0	1	0	0	1	.395		
Mar 09	at VCU	*of	5	2	1	0	0	0	0	0	1	0	0	0	0	0	2	3	1	0	.375		
Mar 11	at West Virginia	*of	4	0	2	0	0	0	0	0	0	1	0	0	0	0	1	4	0	0	.385		
Mar 12	at West Virginia-1	*of	5	1	1	1	0	0	0	0	0	0	0	0	0	0	2	6	0	0	.368		
Mar 12	at West Virginia	*of	5	0	1	0	0	0	0	1	0	0	0	0	0	0	1	4	0	0	.355		
Mar 15	PRINCETON	*of	4	0	0	0	0	0	0	0	0	0	0	0	0	0	2	0	0	0	.333		
Mar 16	PRINCETON	*of	3	3	1	0	0	0	0	1	0	0	1	0	0	0	0	3	0	0	.333		
Mar 18	WESTERN KENTUCK	*of	5	0	4	3	1	0	0	0	0	0	0	0	0	0	0	1	0	0	.365		
Mar 18	WESTERN KENTUCK	*of	4	1	1	0	0	0	0	0	0	0	0	0	0	0	0	0	0	0	.359		
Mar 19	WESTERN KENTUCK	*of	4	1	0	0	0	0	2	0	0	0	0	0	0	0	2	0	0	0	.341		
Mar 22	VMI	*of	5	1	1	0	1	0	0	0	0	0	0	0	0	0	1	3	0	0	.333		
Mar 23	VMI	*of	2	1	1	0	0	0	2	0	1	0	1	0	1	0	0	2	0	0	.337		
Mar 25	at RICE	*of	4	0	0	0	0	0	0	0	0	0	0	0	0	0	3	4	0	0	.323		
Mar 26	at RICE	*of	4	0	1	0	0	0	0	0	0	0	0	0	0	0	0	3	1	0	.320		
Mar 27	at RICE	*of	4	0	1	1	0	0	0	1	0	0	0	0	1	1	3	0	1	0	.317		
Mar 30	at Virginia	*of	5	1	2	1	0	0	0	0	1	0	0	0	0	0	0	3	0	0	.321		
Apr 1	FLORIDA ATLANTIC	*of	3	1	1	1	0	0	0	0	0	0	0	1	1	0	1	1	0	0	.321		
Apr 02	FLORIDA ATLANTIC	*of	4	0	0	0	0	0	0	0	0	0	0	0	0	0	2	5	0	0	.310		
Apr 03	FLORIDA ATLANTIC	*of	4	0	0	0	0	0	0	0	0	0	0	0	0	0	0	1	4	0	.299		
Apr 06	WILLIAM & MARY	*of	2	3	1	0	1	0	2	2	0	0	0	0	0	0	1	3	0	0	.303		
Apr 08	at FIU	*of	6	2	4	1	1	0	0	0	0	0	0	0	0	0	2	3	0	1	.320		
Apr 09	at FIU	*of	4	1	1	2	0	0	0	0	1	0	0	0	1	0	1	8	1	0	.318		
Apr 10	at FIU	*dh	3	2	1	2	0	0	1	1	1	0	1	0	0	0	0	0	0	0	.318		
Apr 15	UTSA	*of	4	1	2	1	1	0	0	0	0	0	0	0	0	0	0	3	0	0	.324		
Apr 16	UTSA	*of	4	0	2	0	0	0	0	1	0	0	0	0	0	0	1	1	0	1	.329		
Apr 17	UTSA	*of	5	0	2	2	0	0	0	0	1	0	0	0	0	0	0	2	0	0	.331		
Apr 19	at VMI	*of	4	0	1	1	0	0	0	1	0	0	0	0	0	0	3	3	0	0	.329		
Apr 22	at Louisiana Tech	*of	3	1	1	2	0	0	1	0	0	0	0	0	1	0	1	3	0	0	.329		
Apr 23	at Louisiana Tech	*of	3	0	1	0	1	0	0	1	0	0	0	0	0	0	0	1	0	0	.329		
Apr 24	at Louisiana Tech	*of	3	0	1	0	0	0	0	0	0	0	0	0	0	0	1	1	0	0	.329		
Apr 26	VIRGINIA	*of	4	1	2	0	1	0	0	0	0	0	0	0	0	0	0	4	0	0	.333		
Apr 29	UAB	*of	3	1	0	0	0	0	2	0	0	0	0	0	0	0	0	1	0	0	.327		
Apr 30	UAB-1	*of	5	0	1	0	0	0	0	0	0	0	0	0	0	0	3	1	0	0	.324		
Apr 30	UAB-2	*of	3	0	1	1	0	0	1	0	0	0	0	0	0	0	0	2	0	0	.324		
May 06	at Charlotte	*of	5	2	2	2	2	0	0	0	0	0	0	0	0	0	0	1	0	0	.326		
May 07	at Charlotte	*of	4	1	1	1	1	0	0	0	1	0	0	0	1	0	0	2	0	1	.324		
May 08	at Charlotte	*of	4	0	1	1	0	0	0	0	1	0	0	0	0	0	1	4	0	0	.323		
May 11	at Liberty	*of	2	0	0	2	0	0	0	1	1	1	0	0	1	0	0	0	0	0	.319		
Totals			48gs	188	39	60	34	15	0	5	22	16	5	3	3	6	1	39	119	3	5	.319	

On base pct. .388 • Slugging pct. .479

CAREER STATS																							
Year	avg	gp-gs	ab	r	h	2b	3b	hr	rbi	tb	slg%	bb	hbp	so	gdp	ob%	sf	sh	sb-att	po	a	e	fld%
2013	.300	53-52	180	33	54	9	4	2	17	77	.428	21	7	50	2	.394	0	1	13-15	141	4	0	1.000
2014	.239	59-49	180	23	43	6	0	0	23	49	.272	21	5	48	2	.333	1	5	12-15	137	6	1	.993
2015	.302	56-55	202	32	61	10	1	1	28	76	.376	17	5	34	1	.366	3	9	20-25	150	4	3	.981
2016	.319	48-48	188	39	60	15	0	5	34	90	.479	22	3	39	1	.388	6	3	16-21	119	3	5	.961
TOTAL	.291	216-204	750	127	218	40	5	8	102	292	.389	81	20	171	6	.371	10	18	61-76	547	17	9	.984



#10 NICK HARTMAN • Jr. • RHP • 6-2 • 180 • R/R • Katy, Texas • LSU-Eunice

PERSONAL: Son of Victor and Karla Hartman ... Has one sister, Clarissa ... Majoring in sport management ... Performed community service work at a retirement home in Texas ... Favorite pro athlete: Brian Cushing of the Houston Texans, and Jon Singleton of the Houston Astros ... Favorite Foods: Filet mignon wrapped in bacon ... Dream Travel Spot: San Diego.

2015: Team best five saves ... Made nine starts.

MISCELLANEOUS

2016 Season Highs

IP (S)	3.1 vs UTSA
IP (R)	3.1 at Charlotte
K	5 vs UTSA
BB	3 at LA Tech
NP	63 vs UTSA
H Allowed (S)	6 at LA Tech
H Allowed (R)	6 at West Virginia
HR Allowed	1 at VCU
Runs Allowed (S)	8 at LA Tech
Runs Allowed (R)	3 three times
ER Allowed (S)	8 at LA Tech
ER Allowed (R)	3 at West Virginia

2016 Breakdown

Opp. Avg.	.274
vs. Left	.268
vs. Right	.276
WHIP	1.63
K/IP	40/37.2

Career Highs

IP (S)	7.0 two times
IP (R)	3.2 vs USM (5.21.15)
K	6 two times
BB	4 at FAU (4.25.15)
NP	105 at MTSU (3.28.15)
H Allowed (S)	10 at UTSA (4.10.15)
H Allowed (R)	6 at W.Va. (3.12.16)
HR Allowed	1 three times
Runs Allowed (S)	8 at LA Tech (4.22.2016)
Runs Allowed (R)	3 three times
ER Allowed (S)	8 at LA Tech (4.22.2016)
ER Allowed (R)	3 at W.Va. (3.12.16)

2016 GAME-BY-GAME STATS

**2016 ODU Baseball
Individual Game-by-Game for Old Dominion (as of May 12, 2016)**

#10 Nick Hartman - 4 games (All games)

Date	Opponent	Pos	AB	R	H	RBI	2B	3B	HR	BB	SB	CS	HBP	SAC	SF	GDP	K	PO	A	E	Avg
Feb 26	MANHATTAN	p	0	0	0	0	0	0	0	0	0	0	0	0	0	0	0	1	0	0	.000
Mar 09	at VCU	p	0	0	0	0	0	0	0	0	0	0	0	0	0	0	0	0	0	1	.000
Apr 06	WILLIAM & MARY	*p	0	0	0	0	0	0	0	0	0	0	0	0	0	0	0	0	1	0	.000
Apr 30	UAB-1	p	0	0	0	0	0	0	0	0	0	0	0	0	0	0	0	0	1	0	.000
Totals		1gs	0	0	0	0	0	0	0	0	0	0	0	0	0	0	0	1	2	1	.000

On base pct. .000 • Slugging pct. .000

#10 Nick Hartman - 22 appearances (All games)

Date	Opponent	GS	IP	H	R	ER	BB	SO	2B	3B	HR	WP	BK	HBP	IBB	Score	W-L	Sv	ERA	NP
Feb 19	vs NC State		2.0	0	0	0	0	3	0	0	0	0	0	0	0	5-0	0-0	0	0.00	15
Feb 23	NORFOLK STATE		1.1	0	0	0	0	2	0	0	0	0	0	0	0	5-3	0-0	1	0.00	14
Feb 26	MANHATTAN		3.0	0	0	0	2	2	0	0	0	0	0	0	1	6-5	0-0	1	0.00	37
Mar 1	LIBERTY		1.0	2	1	1	0	1	0	0	0	1	0	0	0	7-6	1-0	1	1.23	22
Mar 05	RUTGERS-1		2.0	2	1	1	0	2	0	0	0	0	0	0	0	4-2	1-0	2	1.93	28
Mar 06	RUTGERS		0.2	1	0	0	0	0	0	0	0	0	0	0	0	2-5	1-0	2	1.80	8
Mar 09	at VCU		2.0	2	1	1	0	3	0	0	1	0	0	0	0	3-1	1-0	3	2.25	24
Mar 12	at West Virginia-1		2.0	6	3	3	0	1	3	0	0	2	0	0	0	5-4	2-0	3	3.86	31
Mar 12	at West Virginia		1.1	2	2	2	1	3	0	0	0	0	0	0	0	5-6	2-1	3	4.70	32
Mar 16	PRINCETON		1.0	1	0	0	0	1	0	0	0	0	0	0	0	10-4	2-1	3	4.41	22
Mar 18	WESTERN KENTUCK		1.0	1	0	0	0	2	0	0	0	1	0	0	0	8-3	2-1	3	4.15	20
Mar 18	WESTERN KENTUCK		1.0	1	0	0	1	2	0	0	0	0	0	0	0	4-2	2-1	4	3.93	23
Mar 23	VMI		1.0	3	3	2	1	1	0	0	0	1	0	0	0	6-5	3-1	4	4.66	23
Mar 27	at RICE		0.1	2	3	2	1	0	0	0	0	0	0	0	0	2-8	3-2	4	5.49	14
Apr 06	WILLIAM & MARY	*	3.0	0	0	0	0	4	0	0	0	0	0	0	0	7-1	4-2	4	4.76	35
Apr 10	at FIU		2.2	3	1	1	0	3	0	0	0	1	0	0	0	11-1	4-2	4	4.62	31
Apr 15	UTSA	*	3.1	2	1	0	2	5	1	0	0	1	0	0	0	5-2	4-2	4	4.08	63
Apr 22	at Louisiana Tech	*	1.0	6	8	8	3	1	1	0	0	1	0	0	0	4-11	4-3	4	6.37	45
Apr 26	VIRGINIA		1.0	3	1	1	2	0	1	0	0	1	0	0	0	4-8	4-4	4	6.46	25
Apr 30	UAB-1		2.2	0	0	0	0	2	0	0	0	0	0	0	0	7-4	4-4	5	5.94	32
May 06	at Charlotte		3.1	1	0	0	0	2	0	0	0	0	0	0	0	8-6	4-4	6	5.40	30
May 11	at Liberty		1.0	2	1	1	0	0	2	0	0	1	0	0	0	6-7	4-4	6	5.50	14
Totals		3	37.2	40	26	23	13	40	8	0	1	10	0	0	1	124-94	4-4	6	5.50	-

CAREER STATS

Year	avg	gp-gs	ab	r	h	2b	3b	hr	rbi	tb	slg%	bb	hbp	so	gdp	ob%	sf	sh	sb-att	po	a	e	fld%
2015	.000	0-0	0	0	0	0	0	0	0	0	.000	0	0	0	0	.000	0	0	0-0	6	5	0	1.000
2016	.000	0-0	0	0	0	0	0	0	0	0	.000	0	0	0	0	.000	0	0	0-0	1	2	1	.750
TOTAL	.000	0-0	0	0	0	0	0	0	0	0	.000	0	0	0	0	.000	0	0	0-0	7	7	1	.933

Year	era	w-l	app	gs	cg	sho	sv	ip	h	r	er	bb	so	2b	3b	hr	bf	bavg	wp	hbp	bk	sfa	sha
2015	5.17	0-6	17	9	0	0/2	5	55.2	58	38	32	28	41	13	2	3	257	.262	6	4	0	1	3
2016	5.50	4-4	22	3	0	0/1	6	37.2	40	26	23	13	40	8	0	1	162	.274	10	0	0	1	2
TOTAL	5.30	4-10	39	12	0	0/3	11	93.1	98	64	55	41	81	21	2	4	419	.267	16	4	0	2	5



#11 KYLE BEAM • Jr. • C • 6-0 • 225 • R/R • Hood River, Ore. • Lane CC

PRIOR TO OLD DOMINION: As a freshman at Lane Community College, Beam was selected to the Second Team All-Southern Region for the Northwest Athletic Conference (NWAC) ... In 2014, he participated in the NWACC Juco All-Star game ... In 2013, Beam's senior year of high school, he was the 5A State Player of the Year for Oregon while batting .506 with seven home runs and 42 RBI ... Following the season, Beam was selected to play in the High School All-Star game ... First Team All-State performer as a junior and senior in high school ... Also played football at Hood River Valley where he was a First Team All-League selection as a wide receiver and safety in 2012.

MISCELLANEOUS

2016 Season Highs

At Bats	7 vs Manhattan
Runs	2 four times
Hits	3 vs App State
RBI	3 two times
2B	2 vs WKU
3B	1 vs Liberty
HR	1 three times
Walks	2 two times
SB	---
Putouts	7 two times
Assists	3 two times

Career Highs

At Bats	7 vs Manhattan
Runs	2 four times
Hits	3 vs App State (2.21.2016)
RBI	3 two times
2B	2 vs WKU (3.19.2016)
3B	1 vs Liberty (3.1.2016)
HR	1 three times
Walks	2 two times
SB	---
Putouts	7 two times
Assists	3 two times

2016 GAME-BY-GAME STATS

**2016 ODU Baseball
Individual Game-by-Game for Old Dominion (as of May 12, 2016)**

#11 Kyle Beam - 31 games (All games)

Date	Opponent	Pos	AB	R	H	RBI	2B	3B	HR	BB	SB	CS	HBP	SAC	SF	GDP	K	PO	A	E	Avg	
Feb 20	vs Kent State	dh	1	0	0	0	0	0	0	1	0	0	0	0	0	0	1	0	0	0	.000	
Feb 21	vs Appalachian State	*c	4	2	3	3	0	0	1	0	0	0	0	0	0	0	0	4	0	0	.600	
Feb 23	NORFOLK STATE	*dh	3	0	0	1	0	0	0	1	0	0	0	0	0	0	0	0	0	0	.375	
Feb 26	MANHATTAN	*dh	7	1	2	1	0	0	0	0	0	0	0	0	0	0	3	0	0	0	.333	
Feb 27	VIRGINIA TECH	*c	2	0	0	0	0	0	0	0	0	0	0	0	0	0	0	2	0	0	.294	
Mar 1	LIBERTY	*c	4	2	2	1	0	1	0	0	0	0	0	0	0	0	0	6	1	0	.333	
Mar 06	RUTGERS	*c	3	0	0	1	0	0	0	0	0	0	0	0	1	0	0	4	0	0	.292	
Mar 09	at VCU	*dh	4	0	1	0	0	0	0	0	0	0	0	0	0	0	1	0	0	0	.286	
Mar 11	at West Virginia	*dh	4	0	1	0	0	0	0	0	0	0	0	0	0	0	2	0	0	0	.281	
Mar 12	at West Virginia-1	*c	5	1	2	2	0	0	1	0	0	0	0	0	0	0	2	4	3	0	.297	
Mar 12	at West Virginia	*dh	5	0	0	0	0	0	0	0	0	0	0	0	0	0	3	0	0	0	.262	
Mar 15	PRINCETON	*c	2	2	0	0	0	0	0	2	0	0	0	0	0	1	1	7	1	0	.250	
Mar 18	WESTERN KENTUCK	*dh	2	1	0	0	0	0	0	1	0	0	0	0	0	1	1	0	0	0	.239	
Mar 19	WESTERN KENTUCK	*c	4	2	2	3	2	0	1	0	0	0	0	0	0	0	1	2	2	0	.260	
Mar 22	VMI	*c	5	1	2	2	1	0	1	0	0	0	0	0	0	0	2	4	3	0	.273	
Mar 23	VMI	*c	2	0	0	0	0	0	0	1	0	0	0	0	0	0	0	5	1	0	.263	
Mar 26	at RICE	*c	4	0	0	0	0	0	0	0	0	0	0	0	0	0	2	2	0	1	.246	
Mar 27	at RICE	*c	4	0	0	0	0	0	0	0	0	0	0	0	0	0	2	2	1	0	.231	
Mar 30	at Virginia	ph	1	0	1	2	0	0	0	0	0	0	0	0	0	0	0	0	0	0	.242	
Apr 1	FLORIDA ATLANTIC	c	1	0	0	0	0	0	0	0	0	0	0	0	0	0	1	0	0	0	.239	
Apr 02	FLORIDA ATLANTIC	*c	2	0	0	0	0	0	0	0	0	0	0	0	0	0	1	3	0	0	.232	
Apr 03	FLORIDA ATLANTIC	*c	2	0	0	0	0	0	0	0	0	0	1	0	0	0	1	6	1	0	.225	
Apr 08	at FIU	c	0	0	0	0	0	0	0	1	0	0	0	0	0	0	0	2	0	0	.225	
Apr 10	at FIU	*c	2	1	0	1	0	0	0	1	0	0	1	0	1	0	0	6	0	0	.219	
Apr 16	UTSA	*c	3	0	0	0	0	0	0	0	0	0	0	0	0	1	0	3	2	0	.211	
Apr 17	UTSA	*c	1	0	0	0	0	0	0	1	0	0	0	0	0	0	0	3	0	1	.208	
Apr 23	at Louisiana Tech	*c	4	1	2	1	0	0	0	0	0	0	0	0	0	0	2	4	0	0	.222	
Apr 24	at Louisiana Tech	*c	3	0	0	0	0	0	0	0	0	0	0	0	0	0	1	3	1	0	.214	
Apr 29	UAB	*c	1	0	0	0	0	0	0	1	0	0	1	0	0	0	1	7	0	0	.212	
May 08	at Charlotte	*dh	2	0	0	0	0	0	0	2	0	0	0	0	0	0	1	0	0	0	.207	
May 11	at Liberty	*dh	3	0	0	0	0	0	0	1	0	0	0	0	0	0	2	0	0	0	.200	
Totals			27gs	90	14	18	18	3	1	3	14	0	0	3	0	2	3	31	79	16	2	.200

On base pct. .321 • Slugging pct. .356

CAREER STATS

Year	avg	gp-gs	ab	r	h	2b	3b	hr	rbi	tb	slg%	bb	hbp	so	gdp	ob%	sf	sh	sb-att	po	a	e	fld%
2016	.200	31-27	90	14	18	3	1	3	18	32	.356	14	3	31	3	.321	2	0	0-0	79	16	2	.979
TOTAL	.200	31-27	90	14	18	3	1	3	18	32	.356	14	3	31	3	.321	2	0	0-0	79	16	2	.979



#14 KURT SINNEN • Jr. • C/1B • 5-11 • 200 • L/R • Virginia Beach, Va. • Kellam

PERSONAL: Kurt Sinnen is the son of Matthew and Tina Sinnen ... Is the twin brother of Sam, and has two other brothers Brooks and Turner ... Brooks played for ODU ... Majoring in sport management.

2015: 21 games with seven starts ... Two hits in a game at UTSA

MISCELLANEOUS

2016 Season Highs

At Bats	5 seven times
Runs	2 two times
Hits	4 vs FIU
RBI	4 two times
2B	2 vs FIU
3B	1 vs WKU
HR	1 two times
Walks	2 six times
SB	1 three times
Putouts	12 vs VMI
Assists	2 three times

Career Highs

At Bats	5 seven times
Runs	2 two times
Hits	4 vs FIU (4.8.2016)
RBI	4 two times
2B	2 vs FIU (4.8.2016)
3B	1 vs WKU (3.19.2016)
HR	1 two times
Walks	2 six times
SB	1 three times
Putouts	12 vs VMI (3.23.2016)
Assists	2 four times

2016 GAME-BY-GAME STATS

2016 ODU Baseball Individual Game-by-Game for Old Dominion (as of May 12, 2016)

#14 Kurt Sinnen - 47 games (All games)

Date	Opponent	Pos	AB	R	H	RBI	2B	3B	HR	BB	SB	CS	HBP	SAC	SF	GDP	K	PO	A	E	Avg	
Feb 19	vs NC State	*c	4	0	1	2	0	0	0	1	0	0	0	0	0	0	1	9	1	0	.250	
Feb 20	vs Kent State	*c	3	0	1	1	0	0	0	1	0	0	0	0	0	0	0	7	0	0	.286	
Feb 21	vs Appalachian State	*dh	3	0	0	0	0	0	0	1	1	0	0	0	0	0	0	0	0	0	.200	
Feb 23	NORFOLK STATE	*c	4	0	1	1	0	0	0	0	0	0	0	0	0	0	2	6	0	0	.214	
Feb 26	MANHATTAN	*c	5	0	0	0	0	0	0	1	0	0	0	0	0	0	1	8	2	0	.158	
Feb 28	DELAWARE	*c	5	1	1	0	0	0	0	0	0	0	0	0	0	0	0	5	0	0	.167	
Mar 1	LIBERTY	*dh	3	0	2	1	0	0	0	0	0	0	0	0	1	0	0	0	0	0	.222	
Mar 05	RUTGERS-1	*c	4	0	0	0	0	0	0	0	0	0	0	0	0	0	0	8	0	0	.194	
Mar 05	RUTGERS-2	*c	3	1	2	0	1	0	2	0	0	0	0	0	0	0	0	4	0	0	.235	
Mar 06	RUTGERS	ph	1	0	0	0	0	0	0	0	0	0	0	0	0	0	0	0	0	0	.229	
Mar 09	at VCU	*c	3	1	1	1	0	0	1	2	0	0	0	0	0	0	0	7	1	0	.237	
Mar 11	at West Virginia	*c	4	1	1	0	0	0	0	0	0	0	0	0	0	0	0	9	2	1	.238	
Mar 12	at West Virginia-1	*dh	4	0	0	0	0	0	0	1	0	0	0	0	0	0	2	0	0	0	.217	
Mar 12	at West Virginia	ph	1	0	1	1	0	0	0	0	0	0	0	0	0	0	0	0	0	0	.234	
Mar 15	PRINCETON	*dh	2	1	1	1	0	0	0	1	1	0	1	0	0	0	0	0	0	0	.245	
Mar 16	PRINCETON	*1b	5	0	1	0	0	0	0	0	0	0	0	0	0	0	0	7	0	0	.241	
Mar 18	WESTERN KENTUCK	*c	3	0	1	0	0	0	0	0	0	0	0	1	0	0	1	10	0	0	.246	
Mar 18	WESTERN KENTUCK	*1b	2	0	1	0	1	0	2	0	0	0	0	0	0	0	0	7	0	0	.254	
Mar 19	WESTERN KENTUCK	ph/1b	1	1	1	3	0	1	0	1	0	0	0	0	1	0	0	3	1	0	.267	
Mar 22	VMI	*1b	2	2	1	0	1	0	0	2	0	0	0	0	0	0	1	9	0	0	.274	
Mar 23	VMI	*1b	5	0	1	1	0	0	0	0	0	0	0	0	0	0	2	12	0	1	.269	
Mar 25	at RICE	*c	3	0	0	0	0	0	0	0	0	0	0	0	0	0	0	4	1	0	.257	
Mar 26	at RICE	ph	1	0	0	0	0	0	0	0	0	0	0	0	0	0	0	0	0	0	.254	
Mar 27	at RICE	*1b	4	0	1	0	0	0	0	0	0	0	0	0	0	0	0	9	0	0	.253	
Mar 30	at Virginia	*c/1b	4	0	2	0	0	0	0	0	0	0	0	0	0	0	1	5	0	0	.266	
Apr 1	FLORIDA ATLANTIC	*c/1b	4	1	2	4	1	0	0	1	0	0	0	0	0	1	0	8	1	1	.277	
Apr 02	FLORIDA ATLANTIC	*1b	3	0	1	0	0	0	0	0	0	0	0	0	0	0	1	7	1	0	.279	
Apr 03	FLORIDA ATLANTIC	*dh	3	0	0	0	0	0	0	0	0	0	0	0	0	0	0	1	0	0	.270	
Apr 06	WILLIAM & MARY	*1b/c	4	0	0	0	0	0	0	0	0	0	0	0	0	0	0	9	0	0	.258	
Apr 08	at FIU	*c/1b	5	2	4	2	2	0	1	0	0	0	0	0	0	0	0	7	1	0	.286	
Apr 09	at FIU	*1b	4	0	1	2	0	0	0	0	0	0	0	0	0	0	0	6	0	0	.284	
Apr 10	at FIU	*1b	3	0	1	0	0	0	0	1	0	0	0	0	0	1	0	5	1	0	.286	
Apr 15	UTSA	*1b	3	0	0	0	0	0	0	1	0	0	0	0	0	0	0	5	0	0	.278	
Apr 16	UTSA	*dh	3	0	0	0	0	0	0	0	0	0	1	0	0	0	1	0	0	0	.270	
Apr 17	UTSA	*1b	4	0	3	0	0	0	0	1	1	0	0	0	0	0	0	9	1	0	.287	
Apr 19	at VMI	*c	3	0	0	0	0	0	0	2	0	0	0	0	0	0	1	7	2	0	.280	
Apr 22	at Louisiana Tech	*1b	4	0	1	0	0	0	0	0	0	0	0	0	0	0	0	8	0	0	.279	
Apr 23	at Louisiana Tech	*dh	4	0	1	1	0	0	0	0	0	0	0	0	0	0	1	0	0	0	.278	
Apr 24	at Louisiana Tech	*dh	3	0	2	0	1	0	0	0	0	0	0	0	0	0	0	0	0	0	.287	
Apr 26	VIRGINIA	*c	4	0	1	0	1	0	0	0	0	0	0	0	0	1	0	4	1	0	.286	
Apr 29	UAB	*1b	3	0	1	1	0	0	0	0	0	0	0	1	1	0	0	7	0	0	.287	
Apr 30	UAB-1	*1b	5	1	1	0	0	0	0	0	0	0	0	0	0	0	1	7	0	0	.284	
Apr 30	UAB-2	*1b	3	0	0	0	0	0	0	0	0	0	0	1	0	1	0	11	2	0	.278	
May 06	at Charlotte	*1b/c	3	0	0	0	0	0	0	1	0	0	0	1	0	1	0	9	0	0	.272	
May 07	at Charlotte	*1b/c	3	1	1	1	1	0	0	2	0	0	0	0	0	0	0	8	0	0	.273	
May 08	at Charlotte	*c	4	1	1	1	0	0	1	0	0	0	0	0	0	0	0	2	0	0	.273	
May 11	at Liberty	*1b/c	5	0	2	4	1	0	0	0	0	0	0	0	0	0	2	8	0	0	.277	
Totals			43gs	159	14	44	28	10	1	2	25	3	0	2	4	3	5	19	256	18	3	.277

On base pct. .376 • Slugging pct. .390

CAREER STATS

Year	avg	gp-gs	ab	r	h	2b	3b	hr	rbi	tb	slg%	bb	hbp	so	gdp	ob%	sf	sh	sb-att	po	a	e	fld%
2014	.304	26-11	46	2	14	1	0	0	7	15	.326	7	0	10	0	.396	0	1	0-0	49	5	1	.982
2015	.171	21-7	35	1	6	1	0	0	1	7	.200	5	0	7	1	.275	0	0	0-0	38	4	1	.977
2016	.277	47-43	159	14	44	10	1	2	28	62	.390	25	2	19	5	.376	3	4	3-3	256	18	3	.989
TOTAL	.267	94-61	240	17	64	12	1	2	36	84	.350	37	2	36	6	.365	3	5	3-3	343	27	5	.987



#15 ZACH RUTHERFORD • So. • INF • 6-2 • 180 • R/R • Chesapeake, Va. • Western Branch

PERSONAL: Son of Robbie and Kelly Rutherford ... One sister, Ashley ... Majoring in management ... Would like to own his own business ... 2013-14 National Honor Society secretary ... Favorite pro athlete: Mike Trout ... Favorite pro team: St. Louis Cardinals ... Dream Travel Spot: Cozumel, Mexico.

2015: Collegiate Baseball and Baseball America Freshman All-American ... C-USA All-Freshman squad ... Third on team in hitting at .317 ... Started 42 of 43 games played in (mostly at shortstop) ... Hit .355 in 27 C-USA games to lead team ... Four RBI in a game at nationally ranked FAU ... Committed only five errors ... Pitched in six games ... 13 multiple hit games ... Longest hitting streak was nine games.

MISCELLANEOUS

2016 Season Highs

At Bats	6 three times
Runs	3 vs Princeton
Hits	4 two times
RBI	3 vs WKU
2B	1 seven times
3B	1 three times
HR	1 vs Florida Atlantic
Walks	2 two times
SB	2 two times
Putouts	4 three times
Assists	9 vs Rutgers

Career Highs

At Bats	6 three times
Runs	3 two times
Hits	4 two times
RBI	4 vs FAU (4.24.2015)
2B	2 two times
3B	1 four times
HR	1 vs FAU (4.2.2016)
Walks	2 four times
SB	2 two times
Putouts	5 three times
Assists	9 vs Rutgers (3.6.2016)

2016 GAME-BY-GAME STATS

**2016 ODU Baseball
Individual Game-by-Game for Old Dominion (as of May 12, 2016)**

#15 Zach Rutherford - 48 games (All games)

Date	Opponent	Pos	AB	R	H	RBI	2B	3B	HR	BB	SB	CS	HBP	SAC	SF	GDP	K	PO	A	E	Avg	
Feb 19	vs NC State	*SS	3	1	0	0	0	0	0	2	0	0	0	0	0	0	1	0	2	0	.000	
Feb 20	vs Kent State	*SS	4	1	0	0	0	0	0	2	0	0	0	0	0	0	0	3	2	0	.000	
Feb 21	vs Appalachian State	*SS	5	0	1	1	0	0	0	0	0	1	0	0	0	0	1	0	5	0	.083	
Feb 23	NORFOLK STATE	*SS	4	1	2	1	0	0	0	1	0	0	0	0	0	0	0	2	1	0	.188	
Feb 26	MANHATTAN	*SS	6	2	3	0	0	0	1	1	0	0	0	0	1	0	0	3	2	1	.273	
Feb 27	VIRGINIA TECH	*SS	3	0	0	0	0	0	0	0	0	0	0	0	0	0	0	3	4	0	.240	
Feb 28	DELAWARE	*SS	5	0	0	1	0	0	0	0	0	0	0	0	0	0	1	0	6	0	.200	
Mar 1	LIBERTY	*SS	3	1	2	0	1	0	0	1	0	0	0	0	0	0	0	1	3	1	.242	
Mar 05	RUTGERS-1	*SS	4	1	2	0	0	0	0	0	1	0	0	0	0	0	0	0	5	1	.270	
Mar 05	RUTGERS-2	*SS	5	0	0	0	0	0	0	0	0	0	0	0	0	0	3	2	4	1	.238	
Mar 06	RUTGERS	*SS	2	0	1	0	0	0	0	0	0	0	1	1	0	1	0	4	9	1	.250	
Mar 09	at VCU	*SS	4	0	2	1	1	0	0	0	0	0	0	1	0	0	1	1	3	1	.271	
Mar 11	at West Virginia	*SS	4	0	1	0	0	0	0	0	0	0	0	0	0	0	1	3	1	0	.269	
Mar 12	at West Virginia-1	*SS	2	1	1	0	0	0	0	0	0	0	2	1	0	0	0	2	4	0	.278	
Mar 12	at West Virginia	*SS	4	1	0	1	0	0	0	1	0	0	0	0	1	0	1	4	3	0	.259	
Mar 15	PRINCETON	*SS	3	0	2	0	0	0	0	1	1	0	0	0	0	0	0	1	7	0	.279	
Mar 16	PRINCETON	*SS	4	3	3	1	0	0	0	1	1	0	0	0	0	0	0	3	4	0	.308	
Mar 18	WESTERN KENTUCK	*SS	4	0	1	1	0	0	0	0	0	0	0	0	1	0	0	1	1	0	.304	
Mar 18	WESTERN KENTUCK	*SS	3	1	1	3	0	1	0	1	1	0	0	0	0	0	2	0	4	0	.306	
Mar 19	WESTERN KENTUCK	*SS	3	1	1	1	0	0	0	1	0	0	0	2	0	0	0	3	5	1	.307	
Mar 22	VMI	*SS	4	1	3	1	0	0	0	1	0	0	0	0	0	0	0	0	4	0	.329	
Mar 23	VMI	*SS	5	1	1	1	0	1	0	0	0	0	0	0	0	0	1	1	4	0	.321	
Mar 25	at RICE	*SS	4	0	0	0	0	0	0	0	0	0	0	0	0	0	2	3	2	0	.307	
Mar 26	at RICE	*SS	4	0	1	0	1	0	0	0	0	0	0	0	0	0	0	0	5	0	.304	
Mar 27	at RICE	*SS	4	0	0	1	0	0	0	0	0	0	0	0	0	0	2	1	7	0	.292	
Mar 30	at Virginia	*SS	5	1	0	0	0	0	0	0	0	0	0	0	0	0	3	0	2	0	.277	
Apr 1	FLORIDA ATLANTIC	*SS	4	1	1	0	0	0	0	0	0	0	1	0	0	0	1	4	2	0	.276	
Apr 02	FLORIDA ATLANTIC	*SS	4	1	1	1	0	0	1	0	0	0	0	0	0	0	1	0	5	0	.275	
Apr 03	FLORIDA ATLANTIC	*SS	4	0	1	0	0	0	0	0	0	0	0	0	0	0	0	1	0	4	.274	
Apr 06	WILLIAM & MARY	*SS	4	0	0	0	0	0	0	0	0	0	0	0	0	0	0	1	1	0	.265	
Apr 08	at FIU	*SS	6	2	2	0	0	0	0	0	0	0	0	0	0	0	1	0	6	0	.268	
Apr 09	at FIU	*SS	5	2	4	1	1	0	0	0	0	0	0	0	0	0	0	0	4	0	.289	
Apr 10	at FIU	*SS	3	2	1	1	0	0	0	1	0	0	1	0	0	0	1	1	3	0	.290	
Apr 15	UTSA	*SS	3	0	2	1	0	0	0	0	0	1	0	0	1	0	0	0	2	0	.299	
Apr 16	UTSA	*SS	4	0	1	0	0	0	0	0	0	0	0	0	0	0	0	2	5	0	.297	
Apr 17	UTSA	*SS	5	0	1	0	0	0	0	0	0	1	0	0	0	0	0	0	2	5	2	.294
Apr 19	at VMI	*SS	3	1	1	0	0	0	0	1	0	0	0	1	0	0	0	4	0	1	.295	
Apr 22	at Louisiana Tech	*SS	4	1	2	0	1	0	0	0	0	0	0	0	0	0	2	0	3	0	.300	
Apr 23	at Louisiana Tech	*SS	4	0	1	0	0	0	0	0	0	0	0	1	0	0	0	2	3	0	.299	
Apr 24	at Louisiana Tech	*SS	3	0	0	0	0	0	0	0	0	0	0	0	0	0	1	1	6	0	.293	
Apr 26	VIRGINIA	*SS	4	0	0	0	0	0	0	0	0	0	0	0	0	0	1	1	5	0	.286	
Apr 29	UAB	*SS	5	2	3	2	0	1	0	0	0	0	0	0	0	0	0	2	0	0	.295	
Apr 30	UAB-1	*SS	5	0	3	2	0	0	0	0	1	0	0	0	0	0	1	2	2	0	.304	
Apr 30	UAB-2	*SS	3	1	1	0	0	0	0	2	0	0	0	0	0	0	0	2	4	1	.305	
May 06	at Charlotte	*SS	6	1	4	1	0	0	0	0	0	0	0	0	0	0	1	0	6	1	.317	
May 07	at Charlotte	*SS	4	1	1	0	1	0	0	1	0	0	0	0	0	0	1	0	6	0	.315	
May 08	at Charlotte	*SS	3	0	2	0	0	0	0	1	2	0	0	0	0	0	0	1	7	0	.321	
May 11	at Liberty	*SS	4	2	1	0	1	0	0	1	0	0	0	0	0	0	1	3	5	0	.319	
Totals			48gs	191	34	61	23	7	3	1	18	11	2	5	8	2	32	69	183	12	.319	

On base pct. .389 • Slugging pct. .403

CAREER STATS

Year	avg	gp-gs	ab	r	h	2b	3b	hr	rbi	tb	slg%	bb	hbp	so	gdp	ob%	sf	sh	sb-att	po	a	e	fld%
2015	.317	43-42	164	30	52	13	1	0	18	67	.409	10	3	26	4	.367	0	6	4-4	75	103	5	.973
2016	.319	48-48	191	34	61	7	3	1	23	77	.403	18	5	32	2	.389	2	8	11-13	69	183	12	.955
TOTAL	.318	91-90	355	64	113	20	4	1	41	144	.406	28	8	58	6	.379	2	14	15-17	144	286	17	.962

Year	era	w-l	app	gs	cg	sho	sv	ip	h	r	er	bb	so	2b	3b	hr	bf	bavg	wp	hbp	bk	sfa	sha
2015	3.24	1-2	6	0	0	0/0	0	8.1	13	3	3	1	4	1	0	0	40	.371	0	2	0	0	2
TOTAL	3.24	1-2	6	0	0	0/0	0	8.1	13	3	3	1	4	1	0	0	40	.371	0	2	0	0	2



#16 THOMAS BUSBICE • Sr. • RHP • 6-1 • 205 • R/R • Papillion, Neb. • Iowa Western

PERSONAL: Son of Joe Busbice and Damorah Alexander ... Has one brother: Matt ... Majoring in criminal justice ... Interested in law enforcement or the Air Force ... Favorite pro athlete: Stephen Curry ... Favorite pro team: San Antonio Spurs ... Dream travel spot: Maui.

2015: Fanned five at Middle Tenn ... Saves vs. Rutgers and WKU ... Team best 25 appearances.

MISCELLANEOUS

2016 Season Highs

IP (S)	---
IP (R)	2.0 vs Rutgers
K	2 two times
BB	2 two times
NP	27 vs Florida Atlantic
H Allowed (S)	---
H Allowed (R)	4 vs UTSA
HR Allowed	1 vs Virginia
Runs Allowed (S)	---
Runs Allowed (R)	4 vs Virginia Tech
ER Allowed (S)	---
ER Allowed (R)	3 two times

2016 Breakdown

Opp. Avg.	319
vs. Left	.286
vs. Right	.333
WHIP	1.73
K/IP	12/17.2

Career Highs

IP (S)	3.0 at W&M (4.14.15)
IP (R)	4.0 at MTSU (3.29.15)
K	5 at MTSU (3.29.15)
BB	4 three times
NP	74 vs Rice (3.21.15)
H Allowed (S)	5 at W&M (4.14.15)
H Allowed (R)	7 vs Rice (3.21.15)
HR Allowed	1 four times
Runs Allowed (S)	5 at W&M (4.14.15)
Runs Allowed (R)	4 two times
ER Allowed (S)	5 at W&M (4.14.15)
ER Allowed (R)	3 five times

2016 GAME-BY-GAME STATS

**2016 ODU Baseball
Individual Game-by-Game for Old Dominion (as of May 12, 2016)**

#16 Thomas Busbice - 3 games (All games)

Date	Opponent	Pos	AB	R	H	RBI	2B	3B	HR	BB	SB	CS	HBP	SAC	SF	GDP	K	PO	A	E	Avg
Mar 05	RUTGERS-2	p	0	0	0	0	0	0	0	0	0	0	0	0	0	0	0	1	0	0	.000
Mar 15	PRINCETON	p	0	0	0	0	0	0	0	0	0	0	0	0	0	0	0	0	1	0	.000
Apr 03	FLORIDA ATLANTIC	p	0	0	0	0	0	0	0	0	0	0	0	0	0	0	0	0	1	0	.000
Totals		0gs	0	0	0	0	0	0	0	0	0	0	0	0	0	0	0	1	2	0	.000

On base pct. .000 • Slugging pct. .000

#16 Thomas Busbice - 17 appearances (All games)

Date	Opponent	GS	IP	H	R	ER	BB	SO	2B	3B	HR	WP	BK	HBP	IBB	Score	W-L	Sv	ERA	NP
Feb 23	NORFOLK STATE		1.0	1	0	0	0	0	1	0	0	0	0	0	0	5-3	0-0	0	0.00	21
Feb 27	VIRGINIA TECH		0.0	2	4	3	0	1	2	0	0	3	0	0	0	1-22	0-0	0	27.00	17
Mar 05	RUTGERS-2		2.0	0	0	0	0	1	0	0	0	0	0	0	0	7-4	1-0	0	9.00	21
Mar 09	at VCU		0.2	1	0	0	0	0	0	0	0	0	0	0	0	3-1	1-0	0	7.36	8
Mar 12	at West Virginia-1		1.2	2	0	0	0	1	0	0	0	1	0	0	0	5-4	1-0	0	5.06	24
Mar 12	at West Virginia		1.0	0	0	0	2	1	0	0	0	0	0	0	0	5-6	1-0	0	4.26	16
Mar 15	PRINCETON		1.1	3	2	2	0	1	0	0	0	0	0	0	0	7-6	1-0	0	5.87	17
Mar 19	WESTERN KENTUCK		0.1	2	2	2	0	0	0	0	0	0	0	0	0	12-8	1-0	0	7.88	4
Mar 22	VMI		1.0	1	1	1	1	0	0	0	0	0	0	1	0	8-2	1-0	0	8.00	21
Mar 26	at RICE		1.2	1	0	0	1	1	0	0	0	0	0	0	0	2-6	1-0	0	6.75	16
Mar 30	at Virginia		1.0	1	1	1	0	1	0	0	1	0	0	0	0	5-4	1-0	0	6.94	14
Apr 1	FLORIDA ATLANTIC		1.0	0	0	0	0	0	0	0	0	0	0	0	0	7-10	1-0	0	6.39	11
Apr 03	FLORIDA ATLANTIC		1.0	3	3	3	1	2	1	0	0	0	0	0	0	0-11	1-0	0	7.90	27
Apr 06	WILLIAM & MARY		1.0	1	0	0	0	2	0	0	0	0	0	0	0	7-1	1-0	0	7.36	15
Apr 17	UTSA		1.0	4	2	2	0	0	1	0	0	0	0	0	0	2-7	1-0	0	8.04	27
Apr 22	at Louisiana Tech		1.2	1	0	0	2	1	0	0	0	0	0	1	0	4-11	1-0	0	7.27	40
Apr 30	UAB-2		0.1	0	0	0	0	0	0	0	0	0	0	0	0	3-6	1-0	0	7.13	8
Totals		0	17.2	23	15	14	7	12	5	0	1	4	0	2	0	83-112	1-0	0	7.13	-

CAREER STATS

Year	avg	gp-gs	ab	r	h	2b	3b	hr	rbi	tb	slg%	bb	hbp	so	gdp	ob%	sf	sh	sb-att	po	a	e	fld%
2015	.000	0-0	0	0	0	0	0	0	0	0	.000	0	0	0	0	.000	0	0	0-0	3	11	2	.875
2016	.000	0-0	0	0	0	0	0	0	0	0	.000	0	0	0	0	.000	0	0	0-0	1	2	0	1.000
TOTAL	.000	0-0	0	0	0	0	0	0	0	0	.000	0	0	0	0	.000	0	0	0-0	4	13	2	.895

Year	era	w-l	app	gs	cg	sho	sv	ip	h	r	er	bb	so	2b	3b	hr	bf	bavg	wp	hbp	bk	sfa	sha
2015	4.84	3-2	25	1	0	0/3	2	44.2	46	30	24	26	37	11	0	3	201	.279	12	3	0	3	4
2016	7.13	1-0	17	0	0	0/0	0	17.2	23	15	14	7	12	5	0	1	87	.319	4	2	0	3	3
TOTAL	5.49	4-2	42	1	0	0/3	2	62.1	69	45	38	33	49	16	0	4	288	.291	16	5	0	6	7



#17 CULVER LAMB • So. • RHP • 6-3 • 195 • R/R • Virginia Beach, Va. • Chipola College

PRIOR TO OLD DOMINION: Member of the Chipola College baseball program that went 40-12 and won the Panhandle Conference Championship in 2015 ... Played first base and was a right-handed pitcher ... Named Second Team All-Panhandle Conference as a pitcher and earned Academic All-Conference honors ... Registered a 3.36 ERA in 67 innings pitched and 65 strikeouts ... Also hit .250 overall and .450 in the conference ... Earned First Team All-Region honors as a pitcher and third baseman and Second Team All-State as a pitcher at Tallwood High School.

MISCELLANEOUS

2016 Season Highs

IP (S)	---
IP (R)	3.2 vs Kent State
K	5 vs Kent State
BB	3 at Charlotte
NP	53 two times
H Allowed (S)	---
H Allowed (R)	4 at VMI
HR Allowed	1 three times
Runs Allowed (S)	---
Runs Allowed (R)	5 at VMI
ER Allowed (S)	---
ER Allowed (R)	5 at VMI

2016 Breakdown

Opp. Avg.	.290
vs. Left	.314
vs. Right	.276
WHIP	1.64
K/IP	28/34.0

Career Highs

IP (S)	---
IP (R)	3.2 vs Kent State (2.20.16)
K	5 vs Kent State (2.20.16)
BB	3 at Charlotte (5.7.2016)
NP	53 two times
H Allowed (S)	---
H Allowed (R)	5 at VMI (4.19.2016)
HR Allowed	1 three times
Runs Allowed (S)	---
Runs Allowed (R)	5 at VMI (4.19.2016)
ER Allowed (S)	---
ER Allowed (R)	5 at VMI (4.19.2016)

2016 GAME-BY-GAME STATS

**2016 ODU Baseball
Individual Game-by-Game for Old Dominion (as of May 12, 2016)**

#17 Culver Lamb - 8 games (All games)

Date	Opponent	Pos	AB	R	H	RBI	2B	3B	HR	BB	SB	CS	HBP	SAC	SF	GDP	K	PO	A	E	Avg
Feb 28	DELAWARE	p	0	0	0	0	0	0	0	0	0	0	0	0	0	0	0	0	1	0	.000
Mar 11	at West Virginia	p	0	0	0	0	0	0	0	0	0	0	0	0	0	0	0	0	0	1	.000
Mar 12	at West Virginia-1	p	0	0	0	0	0	0	0	0	0	0	0	0	0	0	0	0	1	0	.000
Mar 15	PRINCETON	p	0	0	0	0	0	0	0	0	0	0	0	0	0	0	0	0	0	1	.000
Mar 25	at RICE	p	0	0	0	0	0	0	0	0	0	0	0	0	0	0	0	1	1	0	.000
Mar 30	at Virginia	p	0	0	0	0	0	0	0	0	0	0	0	0	0	0	0	1	1	0	.000
Apr 1	FLORIDA ATLANTIC	p	0	0	0	0	0	0	0	0	0	0	0	0	0	0	0	0	1	1	.000
Apr 30	UAB-2	p	0	0	0	0	0	0	0	0	0	0	0	0	0	0	0	0	1	0	.000
Totals		Ogs	0	0	0	0	0	0	0	0	0	0	0	0	0	0	0	2	6	3	.000

On base pct. .000 • Slugging pct. .000

#17 Culver Lamb - 21 appearances (All games)

Date	Opponent	GS	IP	H	R	ER	BB	SO	2B	3B	HR	WP	BK	HBP	IBB	Score	W-L	Sv	ERA	NP
Feb 20	vs Kent State		3.2	3	0	0	1	5	0	0	0	0	0	0	0	2-0	0-0	0	0.00	53
Feb 28	DELAWARE		3.1	3	2	2	0	4	0	0	1	0	0	0	0	10-4	1-0	0	2.57	53
Mar 05	RUTGERS-2		3.0	3	0	0	0	1	0	0	0	0	0	0	0	7-4	1-0	1	1.80	51
Mar 11	at West Virginia		1.0	1	2	0	0	1	1	0	0	0	0	0	0	3-4	1-1	1	1.64	17
Mar 12	at West Virginia-1		1.2	0	0	0	1	1	0	0	0	0	0	0	0	5-4	1-1	1	1.42	25
Mar 15	PRINCETON		1.2	2	2	2	2	3	1	0	0	0	0	0	0	7-6	2-1	1	2.51	30
Mar 18	WESTERN KENTUCK		1.0	1	0	0	0	1	1	0	0	0	0	0	0	8-3	2-1	1	2.35	11
Mar 18	WESTERN KENTUCK		1.0	1	0	0	0	1	0	0	0	0	0	1	0	4-2	2-1	1	2.20	16
Mar 19	WESTERN KENTUCK		0.2	4	3	2	0	0	0	0	0	0	0	0	0	12-8	2-1	1	3.18	20
Mar 25	at RICE		2.0	2	1	1	1	2	0	0	0	0	0	1	0	1-3	2-1	1	3.32	34
Mar 30	at Virginia		1.1	0	0	0	0	1	0	0	0	0	0	0	0	5-4	2-1	1	3.10	12
Apr 1	FLORIDA ATLANTIC		1.1	2	2	2	1	0	0	0	0	0	0	0	0	7-10	2-2	1	3.74	24
Apr 03	FLORIDA ATLANTIC		0.2	2	2	2	0	1	1	0	0	0	0	1	0	0-11	2-2	1	4.43	20
Apr 06	WILLIAM & MARY		1.0	0	0	0	0	1	0	0	0	0	0	0	0	7-1	2-2	1	4.24	6
Apr 08	at FIU		1.0	3	4	4	2	1	1	0	0	0	0	0	0	12-11	2-2	1	5.55	29
Apr 16	UTSA		1.2	1	2	0	1	0	1	0	0	1	0	0	0	0-3	2-2	1	5.19	35
Apr 19	at VMI		0.1	5	5	5	1	0	1	0	0	1	0	0	0	6-8	2-2	1	6.84	24
Apr 26	VIRGINIA		1.2	3	1	1	0	0	1	0	1	0	0	0	0	4-8	2-2	1	6.75	20
Apr 30	UAB-2		3.0	1	0	0	1	2	0	0	0	1	0	0	0	3-6	2-2	1	6.10	46
May 07	at Charlotte		2.0	2	2	2	3	2	0	0	1	0	0	0	0	8-5	3-2	1	6.27	38
May 11	at Liberty		1.1	1	1	1	0	1	0	1	0	1	0	0	0	6-7	3-2	1	6.29	20
Totals		0	34.1	40	29	24	14	28	8	1	3	4	0	3	0	117-112	3-2	1	6.29	-

CAREER STATS

Year	avg	gp-gs	ab	r	h	2b	3b	hr	rbi	tb	slg%	bb	hbp	so	gdp	ob%	sf	sh	sb-att	po	a	e	fld%
2016	.000	0-0	0	0	0	0	0	0	0	0	.000	0	0	0	0	.000	0	0	0-0	2	6	3	.727
TOTAL	.000	0-0	0	0	0	0	0	0	0	0	.000	0	0	0	0	.000	0	0	0-0	2	6	3	.727

Year	era	w-l	app	gs	cg	sho	sv	ip	h	r	er	bb	so	2b	3b	hr	bf	bavg	wp	hbp	bk	sfa	sha
2016	6.29	3-2	21	0	0	0/1	1	34.1	40	29	24	14	28	8	1	3	158	.290	4	3	0	1	2
TOTAL	6.29	3-2	21	0	0	0/1	1	34.1	40	29	24	14	28	8	1	3	158	.290	4	3	0	1	2



#18 GRAYSON BAILEY • RSr. • LHP • 6-1 • 210 • L/L • Virginia Beach, Va. • Lee University

PRIOR TO OLD DOMINION: Member of the Lee University baseball team ... Led the team to two NCCAA World Series Runner-Up titles in 2014 and 2015 ... In 2014, recorded a 2.05 ERA and one save in 26.1 innings pitched ... Also notched 18 hits and a .202 batting average ... In 2015, went 3-2 in 35.2 innings with a 3.28 ERA ... Was named an Academic All-American twice ... Attended Frank W. Cox High School and was a First Team All-Beach, First Team All-Region, First Team All-Hampton Roads, Honorable Mention All-State and led the team to the regional semifinals ... Played with the Peninsula Pilots in the Coastal Plains League and helped the team win two CPL Championships (2013 & 2014).

MISCELLANEOUS

2016 Season Highs

IP (S)	---
IP (R)	4.0 at FIU
K	5 at FIU
BB	3 vs Virginia Tech
NP	54 at FIU
H Allowed (S)	---
H Allowed (R)	2 four times
HR Allowed	---
Runs Allowed (S)	---
Runs Allowed (R)	4 at LA Tech
ER Allowed (S)	---
ER Allowed (R)	3 at LA Tech

2016 Breakdown

Opp. Avg.	.230
vs. Left	.227
vs. Right	.231
WHIP	1.22
K/IP	16/22.1

Career Highs

IP (S)	---
IP (R)	4.0 at FIU (4.9.2016)
K	5 at FIU (4.9.2016)
BB	3 vs Va. Tech (2.27.16)
NP	54 at FIU (4.9.2016)
H Allowed (S)	---
H Allowed (R)	2 three times
HR Allowed	---
Runs Allowed (S)	---
Runs Allowed (R)	4 at LA Tech (4.22.2016)
ER Allowed (S)	---
ER Allowed (R)	3 at LA Tech (4.22.2016)

2016 GAME-BY-GAME STATS

**2016 ODU Baseball
Individual Game-by-Game for Old Dominion (as of May 12, 2016)**

#18 Grayson Bailey - 5 games (All games)

Date	Opponent	Pos	AB	R	H	RBI	2B	3B	HR	BB	SB	CS	HBP	SAC	SF	GDP	K	PO	A	E	Avg
Mar 12	at West Virginia	p	0	0	0	0	0	0	0	0	0	0	0	0	0	0	0	0	2	0	.000
Mar 19	WESTERN KENTUCK	p	0	0	0	0	0	0	0	0	0	0	0	0	0	0	0	0	1	0	.000
Apr 16	UTSA	p	0	0	0	0	0	0	0	0	0	0	0	0	0	0	0	0	2	0	.000
Apr 24	at Louisiana Tech	p	0	0	0	0	0	0	0	0	0	0	0	0	0	0	0	0	0	1	.000
Apr 26	VIRGINIA	p	0	0	0	0	0	0	0	0	0	0	0	0	0	0	0	0	1	0	.000
Totals		Ogs	0	0	0	0	0	0	0	0	0	0	0	0	0	0	0	0	6	1	.000

On base pct. .000 • Slugging pct. .000

#18 Grayson Bailey - 18 appearances (All games)

Date	Opponent	GS	IP	H	R	ER	BB	SO	2B	3B	HR	WP	BK	HBP	IBB	Score	W-L	Sv	ERA	NP
Feb 23	NORFOLK STATE		2.0	2	1	1	0	0	0	0	0	0	0	0	0	5-3	0-0	0	4.50	38
Feb 27	VIRGINIA TECH		0.1	2	3	2	3	1	0	0	0	1	0	0	0	1-22	0-0	0	11.57	29
Mar 09	at VCU		1.0	1	0	0	0	0	0	0	0	0	0	0	0	3-1	0-0	0	8.10	19
Mar 12	at West Virginia		1.1	0	0	0	1	0	0	0	0	0	0	0	0	5-6	0-0	0	5.79	19
Mar 15	PRINCETON		1.0	0	0	0	0	1	0	0	0	0	0	0	0	7-6	0-0	1	4.76	16
Mar 16	PRINCETON		1.0	0	0	0	1	1	0	0	0	1	0	0	0	10-4	0-0	1	4.05	22
Mar 18	WESTERN KENTUCK		1.0	0	0	0	0	1	0	0	0	0	0	0	0	4-2	1-0	1	3.52	9
Mar 19	WESTERN KENTUCK		0.2	0	0	0	1	0	0	0	0	1	0	0	0	12-8	1-0	1	3.24	6
Mar 22	VMI		2.0	1	0	0	1	3	0	0	0	0	0	1	0	8-2	1-0	1	2.61	42
Mar 26	at RICE		1.2	1	1	1	1	0	0	0	0	2	0	0	0	2-6	1-0	1	3.00	25
Mar 30	at Virginia		1.0	2	1	1	0	0	0	0	0	0	0	0	0	5-4	2-0	1	3.46	10
Apr 1	FLORIDA ATLANTIC		0.2	1	1	0	0	1	1	0	0	1	0	0	0	7-10	2-0	1	3.29	17
Apr 06	WILLIAM & MARY		1.0	0	0	0	0	1	0	0	0	0	0	0	0	7-1	2-0	1	3.07	14
Apr 09	at FIU		4.0	0	0	0	1	5	0	0	0	0	0	0	0	10-2	2-0	2	2.41	54
Apr 16	UTSA		2.0	3	0	0	0	1	0	0	0	0	0	0	0	0-3	2-0	2	2.18	28
Apr 24	at Louisiana Tech		0.1	2	4	3	0	1	1	0	0	1	0	1	0	0-12	2-0	2	3.43	22
Apr 26	VIRGINIA		1.0	1	1	1	2	0	1	0	0	0	0	0	0	4-8	2-0	2	3.68	23
Apr 30	UAB-2		0.1	1	1	0	1	0	0	0	0	0	0	0	0	3-6	2-0	2	3.63	14
Totals		0	22.1	17	13	9	12	16	3	0	0	7	0	2	0	93-106	2-0	2	3.63	-

CAREER STATS

Year	avg	gp-gs	ab	r	h	2b	3b	hr	rbi	tb	slg%	bb	hbp	so	gdp	ob%	sf	sh	sb-att	po	a	e	fld%
2016	.000	0-0	0	0	0	0	0	0	0	0	.000	0	0	0	0	.000	0	0	0-0	0	6	1	.857
TOTAL	.000	0-0	0	0	0	0	0	0	0	0	.000	0	0	0	0	.000	0	0	0-0	0	6	1	.857

Year	era	w-l	app	gs	cq	sho	sv	ip	h	r	er	bb	so	2b	3b	hr	bf	bavg	wp	hbp	bk	sfa	sha
2016	3.63	2-0	18	0	0	0/0	2	22.1	17	13	9	12	16	3	0	0	97	.230	7	2	0	1	8
TOTAL	3.63	2-0	18	0	0	0/0	2	22.1	17	13	9	12	16	3	0	0	97	.230	7	2	0	1	8



#19 DARIUS GILLUS • RFr. • INF • 5-11 • 205 • R/R • Chesterfield, Va. • L.C. Bird

PERSONAL: Son of Quinton and Gail Gillus ... Has two sisters: Jasmine and LaTisha ... Majoring in criminal justice ... Interested in the CIA ... Favorite pro athlete: Bo Jackson ... Favorite pro team: New York Yankees ... Favorite Food: Pizza ... Dream Travel Spot: Spain.

2015: Did not play.

MISCELLANEOUS

2016 Season Highs

At Bats	2 two times
Runs	---
Hits	1 vs WKU
RBI	1 vs WKU
2B	---
3B	---
HR	---
Walks	1 vs Manhattan
SB	---
Putouts	6 at West Virginia
Assists	1 vs Virginia Tech

Career Highs

At Bats	2 two times
Runs	---
Hits	1 vs WKU (3.19.2016)
RBI	1 vs WKU (3.19.2016)
2B	---
3B	---
HR	---
Walks	1 vs Manhattan (2.26.2016)
SB	---
Putouts	6 at West Virginia (3.12.2016)
Assists	1 vs Virginia Tech (2.27.2016)

2016 GAME-BY-GAME STATS

**2016 ODU Baseball
Individual Game-by-Game for Old Dominion (as of May 12, 2016)**

#19 Darius Gillus - 13 games (All games)

Date	Opponent	Pos	AB	R	H	RBI	2B	3B	HR	BB	SB	CS	HBP	SAC	SF	GDP	K	PO	A	E	Avg
Feb 26	MANHATTAN	ph	0	0	0	0	0	0	0	1	0	0	0	0	0	0	0	0	0	0	.000
Feb 27	VIRGINIA TECH	1b	1	0	0	0	0	0	0	0	0	0	0	0	0	0	1	2	1	0	.000
Mar 1	LIBERTY	1b	0	0	0	0	0	0	0	0	0	0	0	0	0	0	0	0	1	0	.000
Mar 05	RUTGERS-1	ph	1	0	0	1	0	0	0	0	0	0	0	0	0	0	0	0	0	0	.000
Mar 12	at West Virginia-1	ph	1	0	0	0	0	0	0	0	0	0	0	0	0	0	0	0	0	0	.000
Mar 12	at West Virginia	1b	2	0	0	0	0	0	0	0	0	0	0	0	0	0	2	6	0	0	.000
Mar 19	WESTERN KENTUCK	ph	1	0	1	1	0	0	0	0	0	0	0	0	0	0	0	0	0	0	.167
Mar 22	VMI	pr/1b	0	0	0	0	0	0	0	0	0	0	0	0	0	0	0	2	0	0	.167
Apr 1	FLORIDA ATLANTIC	1b	0	0	0	0	0	0	0	0	0	0	0	0	0	0	0	1	0	0	.167
Apr 08	at FIU	ph	1	0	0	0	0	0	0	0	0	0	0	0	0	0	1	0	0	0	.143
Apr 16	UTSA	1b	0	0	0	0	0	0	0	0	0	0	0	0	0	0	0	1	0	1	.143
Apr 22	at Louisiana Tech	ph/of	2	0	0	0	0	0	0	0	0	0	0	0	1	0	0	0	0	0	.111
Apr 26	VIRGINIA	dh	1	0	0	0	0	0	0	0	0	0	0	0	0	0	0	0	0	0	.100
Totals		Ogs	10	0	1	2	0	0	0	1	0	0	0	0	1	4	13	1	1	1	.100

On base pct. .182 • Slugging pct. .100

CAREER STATS

Year	avg	gp-gs	ab	r	h	2b	3b	hr	rbi	tb	slg%	bb	hbp	so	gdp	ob%	sf	sh	sb-att	po	a	e	fld%
2016	.100	13-0	10	0	1	0	0	0	2	1	.100	1	0	4	1	.182	0	0	0-0	13	1	1	.933
TOTAL	.100	13-0	10	0	1	0	0	0	2	1	.100	1	0	4	1	.182	0	0	0-0	13	1	1	.933



#20 BRYCE WINDHAM • Fr. • INF • 6-0 • 170 • L/R • Monroe, Mich. • Saint Mary Catholic Central

PRIOR TO OLD DOMINION: Played baseball, basketball and football at St. Mary Catholic Central ... Baseball team went 34-7 in 2014-15 and made it to the state quarterfinals ... Earned All-State honors for three years ... Helped lead the team to three league championships and two regional appearances ... Participated in the Michigan All-Star game ... Batted above .300 every year, with a high of .495 as a senior ... In basketball, played point guard and graduated as the all-time assist leader and the second all-time leading scorer ... Earned All-State honors and was asked to play in the Michigan All-Star game ... In football, played quarterback and helped lead the team to a League and State Championship in 2014 and was named to the All-State team ... Also set the school record for passing yards.

MISCELLANEOUS

2016 Season Highs

At Bats	2 vs William & Mary
Runs	1 five times
Hits	---
RBI	---
2B	---
3B	---
HR	---
Walks	1 vs App. State
SB	---
Putouts	---
Assists	2 two times

Career Highs

At Bats	2 vs W&M (4.4.2016)
Runs	1 five times
Hits	---
RBI	---
2B	---
3B	---
HR	---
Walks	1 vs App. State (2.21.2016)
SB	---
Putouts	---
Assists	2 two times

2016 GAME-BY-GAME STATS

**2016 ODU Baseball
Individual Game-by-Game for Old Dominion (as of May 12, 2016)**

#20 Bryce Windham - 18 games (All games)

Date	Opponent	Pos	AB	R	H	RBI	2B	3B	HR	BB	SB	CS	HBP	SAC	SF	GDP	K	PO	A	E	Avg
Feb 21	vs Appalachian State	2b	0	1	0	0	0	0	0	1	0	0	0	0	0	0	0	0	1	1	.000
Feb 27	VIRGINIA TECH	ph	1	0	0	0	0	0	0	0	0	0	0	0	0	0	0	0	0	0	.000
Mar 1	LIBERTY	pr	0	0	0	0	0	0	0	0	0	0	0	0	0	0	0	0	0	0	.000
Mar 09	at VCU	ph	0	0	0	0	0	0	0	0	0	0	0	1	0	0	0	0	0	0	.000
Mar 12	at West Virginia-1	pr	0	0	0	0	0	0	0	0	0	0	0	0	0	0	0	0	0	0	.000
Mar 12	at West Virginia	pr	0	1	0	0	0	0	0	0	0	0	0	0	0	0	0	0	0	0	.000
Mar 15	PRINCETON	pr	0	1	0	0	0	0	0	0	0	0	0	0	0	0	0	0	0	0	.000
Mar 18	WESTERN KENTUCK	pr	0	0	0	0	0	0	0	0	0	0	0	0	0	0	0	0	0	0	.000
Mar 22	VMI	2b	1	0	0	0	0	0	0	0	0	0	0	0	0	0	1	0	2	0	.000
Mar 27	at RICE	pr	0	0	0	0	0	0	0	0	0	0	0	0	0	0	0	0	0	0	.000
Apr 06	WILLIAM & MARY	2b	2	0	0	0	0	0	0	0	0	0	0	0	0	0	1	0	2	0	.000
Apr 08	at FIU	pr	0	1	0	0	0	0	0	0	0	0	0	0	0	0	0	0	0	0	.000
Apr 09	at FIU	pr	0	1	0	0	0	0	0	0	0	0	0	0	0	0	0	0	0	0	.000
Apr 10	at FIU	pr	0	0	0	0	0	0	0	0	0	0	0	0	0	0	0	0	0	0	.000
Apr 15	UTSA	pr	0	0	0	0	0	0	0	0	1	0	0	0	0	0	0	0	0	0	.000
Apr 16	UTSA	pr	0	0	0	0	0	0	0	0	0	0	0	0	0	0	0	0	0	0	.000
Apr 22	at Louisiana Tech	of	1	0	0	0	0	0	0	0	0	0	0	0	0	0	0	0	0	0	.000
Apr 29	UAB	pr	0	0	0	0	0	0	0	0	0	0	0	0	0	0	0	0	0	0	.000
Totals		0gs	5	5	0	0	0	0	0	1	1	0	0	1	0	0	2	0	5	1	.000

On base pct. .167 • Slugging pct. .000

CAREER STATS

Year	avg	gp-gs	ab	r	h	2b	3b	hr	rbi	tb	slg%	bb	hbp	so	gdp	ob%	sf	sh	sb-att	po	a	e	fld%
2016	.000	18-0	5	5	0	0	0	0	0	0	.000	1	0	2	0	.167	0	1	1-1	0	5	1	.833
TOTAL	.000	18-0	5	5	0	0	0	0	0	0	.000	1	0	2	0	.167	0	1	1-1	0	5	1	.833



#21 MORGAN MAGUIRE • Fr. • RHP • 6-2 • 205 • L/R • Rumson, N.J. • Rumson-Fair Haven Regional

PRIOR TO OLD DOMINION: Played at Rumson Fair-Haven High School and was selected as a two-time All-Shore Conference member and First Team All-State, along with a three-time All-Division selection ... Was named the 2014 A-Central Division Hitter of the year and 2015 A-Central Division Pitcher of the Year ... Asked to play in the Shore Conference All-Star game ... For his career, he registered 77 hits, five home runs and 53 RBI, while notching an ERA of 0.97 and a 12-4 record on the mound ... Played summer baseball for Coach Rob Maida and the 9ers Baseball Club out of N.J. with fellow teammate Will Morgan ... Also played basketball and helped the team win a conference championship and was a member of the All-Division team.

MISCELLANEOUS

2016 Season Highs

IP (S)	---
IP (R)	3.0 at Charlotte
K	4 vs UTSA
BB	3 vs UAB
NP	39 vs UAB
H Allowed (S)	---
H Allowed (R)	4 at Rice
HR Allowed	1 three times
Runs Allowed (S)	---
Runs Allowed (R)	4 at Rice
ER Allowed (S)	---
ER Allowed (R)	4 at Rice

2016 Breakdown

Opp. Avg.	.252
vs. Left	.333
vs. Right	.215
WHIP	1.24
K/IP	29/30.2

Career Highs

IP (S)	---
IP (R)	3.0 at Charlotte (5.6.2016)
K	4 vs UTSA (4.15.2016)
BB	3 vs UAB (4.29.2016)
NP	39 vs UAB (4.29.2016)
H Allowed (S)	---
H Allowed (R)	4 at Rice (3.27.16)
HR Allowed	1 three times
Runs Allowed (S)	---
Runs Allowed (R)	4 at Rice (3.27.16)
ER Allowed (S)	---
ER Allowed (R)	4 at Rice (3.27.16)

2016 GAME-BY-GAME STATS

**2016 ODU Baseball
Individual Game-by-Game for Old Dominion (as of May 12, 2016)**

#21 Morgan Maguire - 6 games (All games)

Date	Opponent	Pos	AB	R	H	RBI	2B	3B	HR	BB	SB	CS	HBP	SAC	SF	GDP	K	PO	A	E	Avg
Mar 05	RUTGERS-1	p	0	0	0	0	0	0	0	0	0	0	0	0	0	0	0	0	1	0	.000
Mar 11	at West Virginia	p	0	0	0	0	0	0	0	0	0	0	0	0	0	0	0	0	0	1	.000
Mar 12	at West Virginia-1	p	0	0	0	0	0	0	0	0	0	0	0	0	0	0	0	0	0	1	.000
Mar 27	at RICE	p	0	0	0	0	0	0	0	0	0	0	0	0	0	0	0	0	2	0	.000
Apr 08	at FIU	p	0	0	0	0	0	0	0	0	0	0	0	0	0	0	0	0	1	0	.000
Apr 29	UAB	p	0	0	0	0	0	0	0	0	0	0	0	0	0	0	0	0	1	0	.000
Totals		0gs	0	0	0	0	0	0	0	0	0	0	0	0	0	0	0	0	5	2	.000

On base pct. .000 • Slugging pct. .000

#21 Morgan Maguire - 23 appearances (All games)

Date	Opponent	GS	IP	H	R	ER	BB	SO	2B	3B	HR	WP	BK	HBP	IBB	Score	W-L	Sv	ERA	NP
Feb 21	vs Appalachian State		1.0	1	1	0	0	2	0	0	0	1	0	0	0	12-3	0-0	0	0.00	15
Feb 26	MANHATTAN		1.0	1	1	1	0	2	1	0	0	2	0	0	0	6-5	0-0	0	4.50	15
Feb 27	VIRGINIA TECH		2.2	3	3	3	0	0	0	0	1	0	0	1	0	1-22	0-0	0	7.71	29
Mar 05	RUTGERS-1		1.0	1	1	1	0	2	1	0	0	0	1	1	0	4-2	1-0	0	7.94	16
Mar 06	RUTGERS		0.1	0	1	1	1	0	0	0	0	0	0	0	0	2-5	1-0	0	9.00	8
Mar 09	at VCU		0.2	0	0	0	0	1	0	0	0	0	0	0	0	3-1	1-0	0	8.10	7
Mar 11	at West Virginia		1.2	2	0	0	0	3	0	0	0	0	1	0	0	3-4	1-0	0	6.48	25
Mar 12	at West Virginia-1		1.0	1	0	0	0	1	0	0	0	0	0	0	0	5-4	1-0	1	5.79	12
Mar 16	PRINCETON		1.0	1	0	0	0	1	0	0	0	0	0	0	0	10-4	1-0	1	5.23	15
Mar 18	WESTERN KENTUCK		1.0	1	0	0	0	1	0	0	0	0	0	0	0	8-3	1-0	1	4.76	18
Mar 18	WESTERN KENTUCK		1.0	0	0	0	0	1	0	0	0	0	0	0	0	4-2	1-0	1	4.38	11
Mar 23	VMI		1.0	0	0	0	0	1	0	0	0	0	0	0	0	6-5	1-0	1	4.05	6
Mar 27	at RICE		1.0	4	4	4	1	0	3	0	1	0	0	0	0	2-8	1-0	1	6.28	19
Mar 30	at Virginia		1.0	1	0	0	1	0	0	0	0	1	0	0	0	5-4	1-0	1	5.87	18
Apr 02	FLORIDA ATLANTIC		2.0	0	0	0	1	1	0	0	0	0	0	0	0	1-3	1-0	1	5.19	23
Apr 08	at FIU		2.2	2	0	0	0	2	1	0	0	0	0	0	0	12-11	2-0	1	4.50	33
Apr 15	UTSA		1.2	1	0	0	0	4	0	0	0	1	0	0	0	5-2	2-0	2	4.15	24
Apr 19	at VMI		2.0	2	0	0	0	2	0	0	0	1	0	0	0	6-8	2-0	2	3.80	21
Apr 24	at Louisiana Tech		0.2	1	1	1	2	1	0	1	0	2	0	1	0	0-12	2-0	2	4.07	22
Apr 26	VIRGINIA		1.1	3	3	3	1	1	1	0	1	0	0	0	0	4-8	2-0	2	4.91	31
Apr 29	UAB		1.2	1	0	0	3	2	0	0	0	0	0	0	0	6-3	2-0	2	4.61	39
May 07	at Charlotte		3.0	1	0	0	0	1	0	0	0	0	0	0	0	8-5	2-0	3	4.15	24
May 11	at Liberty		0.1	2	3	3	2	0	1	0	0	0	0	0	0	6-7	2-1	3	4.99	19
Totals		0	30.2	29	18	17	12	29	8	1	3	8	1	4	0	119-131	2-1	3	4.99	-

CAREER STATS

Year	avg	gp-gs	ab	r	h	2b	3b	hr	rbi	tb	slg%	bb	hbp	so	gdp	ob%	sf	sh	sb-att	po	a	e	fld%
2016	.000	0-0	0	0	0	0	0	0	0	0	.000	0	0	0	0	.000	0	0	0-0	0	5	2	.714
TOTAL	.000	0-0	0	0	0	0	0	0	0	0	.000	0	0	0	0	.000	0	0	0-0	0	5	2	.714

Year	era	w-l	app	gs	cg	sho	sv	ip	h	r	er	bb	so	2b	3b	hr	bf	bavg	wp	hbp	bk	sfa	sha
2016	4.99	2-1	23	0	0	0/0	3	30.2	29	18	17	12	29	8	1	3	135	.252	8	4	1	1	2
TOTAL	4.99	2-1	23	0	0	0/0	3	30.2	29	18	17	12	29	8	1	3	135	.252	8	4	1	1	2



#22 NICK LUSTRINO • Rsr. • INF • 6-0 • 185 • L/R • Spring Lake, N.J. • Manasquan

PERSONAL: Son of Loujis and Cynthia Lustrino ... Has two sisters: Kayce and Lindsey ... Plans to major in biology ... Interested in the physical therapy field ... Favorite pro athlete: Dustin Pedroia ... Favorite pro team: Boston Red Sox.

2015: 34 starts in 38 games at second and third base ... 2 RBI in a game vs. Rutgers, at ECU and at Virginia ... Homered at ECU.

MISCELLANEOUS

2016 Season Highs	
At Bats	6 vs Manhattan
Runs	2 three times
Hits	3 at Charlotte
RBI	1 10 times
2B	1 four times
3B	---
HR	---
Walks	3 at West Virginia
SB	1 three times
Putouts	3 vs Virginia
Assists	5 vs UAB
Career Highs	
At Bats	6 vs Manhattan (2.26.2016)
Runs	2 five times
Hits	3 at Charlotte (5.6.2016)
RBI	2 three times
2B	1 nine times
3B	---
HR	1 at ECU (3.4.2015)
Walks	3 at West Virginia (3.12.2016)
SB	1 four times
Putouts	3 four times
Assists	6 vs VMI (3.17.2015)

2016 GAME-BY-GAME STATS

**2016 ODU Baseball
Individual Game-by-Game for Old Dominion (as of May 12, 2016)**

#22 Nick Lustrino - 45 games (All games)

Date	Opponent	Pos	AB	R	H	RBI	2B	3B	HR	BB	SB	CS	HBP	SAC	SF	GDP	K	PO	A	E	Avg
Feb 19	vs NC State	*3b	4	0	2	1	1	0	0	1	0	0	0	0	0	0	0	2	3	0	.500
Feb 20	vs Kent State	*3b	4	0	1	0	0	0	0	0	0	1	0	0	0	0	0	2	3	0	.375
Feb 21	vs Appalachian State	*3b	3	0	0	0	0	0	0	1	0	0	0	0	0	0	0	1	2	0	.273
Feb 23	NORFOLK STATE	*3b	2	0	0	0	0	0	0	2	1	0	0	0	0	0	0	1	3	0	.231
Feb 26	MANHATTAN	*3b	6	1	2	1	0	0	0	0	0	0	0	0	0	0	0	1	1	1	.263
Feb 27	VIRGINIA TECH	*3b	3	0	0	0	0	0	0	0	0	0	0	0	0	0	0	0	2	0	.227
Feb 28	DELAWARE	*3b	4	1	1	0	0	0	0	1	0	0	0	0	0	1	0	1	1	0	.231
Mar 1	LIBERTY	*3b	3	0	0	0	0	0	0	1	0	0	0	0	0	0	1	0	0	0	.207
Mar 05	RUTGERS-1	*3b	3	1	1	1	1	0	0	1	0	0	0	0	0	0	1	1	1	0	.219
Mar 05	RUTGERS-2	*3b	4	1	2	1	0	0	0	0	0	0	1	0	0	0	0	0	1	1	.250
Mar 06	RUTGERS	*3b	2	0	1	0	0	0	0	0	0	0	0	0	0	0	0	1	1	0	.263
Mar 09	at VCU	*3b	4	0	2	0	0	0	0	0	0	0	0	0	0	0	0	1	1	0	.286
Mar 11	at West Virginia	*3b	4	0	1	1	0	0	0	0	0	0	0	0	0	0	0	0	2	1	.283
Mar 12	at West Virginia-1	*3b	3	1	2	0	0	0	0	1	0	0	0	1	0	0	1	0	4	0	.306
Mar 12	at West Virginia	*3b	3	1	0	1	0	0	0	3	0	0	0	0	0	0	0	0	1	1	.288
Mar 15	PRINCETON	*3b	3	0	0	1	0	0	0	1	0	1	0	0	0	0	0	0	1	1	.273
Mar 16	PRINCETON	*3b	2	1	0	0	0	0	0	2	0	0	1	0	0	1	0	0	1	0	.263
Mar 18	WESTERN KENTUCK	*3b	4	2	1	0	0	0	0	0	0	0	0	0	0	1	0	1	4	0	.262
Mar 18	WESTERN KENTUCK	*3b	4	0	0	0	0	0	0	0	0	0	0	0	0	0	0	0	0	0	.246
Mar 19	WESTERN KENTUCK	*3b	4	2	1	1	0	0	0	1	0	0	0	0	0	0	1	0	3	1	.246
Mar 22	VMI	*3b	4	0	2	0	0	0	0	1	1	0	0	0	0	0	0	1	0	0	.260
Mar 23	VMI	*3b	3	1	1	0	0	0	0	0	0	0	0	1	0	0	0	0	0	0	.263
Mar 25	at RICE	*3b	2	0	0	0	0	0	0	1	0	0	0	0	0	0	0	1	2	0	.256
Mar 26	at RICE	*3b	3	0	0	1	0	0	0	1	0	0	0	0	0	0	1	1	2	0	.247
Mar 27	at RICE	*3b	4	1	1	0	0	0	0	0	0	0	0	0	0	0	0	1	2	0	.247
Mar 30	at Virginia	*3b	3	2	1	0	0	0	0	0	0	0	1	0	0	0	0	3	1	0	.250
Apr 1	FLORIDA ATLANTIC	*3b	5	0	2	0	0	0	0	0	0	0	0	0	0	0	0	1	0	0	.258
Apr 02	FLORIDA ATLANTIC	*3b	3	0	0	0	0	0	0	0	0	0	0	0	0	0	0	0	1	0	.250
Apr 03	FLORIDA ATLANTIC	*3b	1	0	0	0	0	0	0	0	0	0	0	0	0	0	0	0	2	0	.247
Apr 06	WILLIAM & MARY	*3b	4	1	1	0	0	0	0	0	0	0	0	0	0	0	0	0	1	0	.248
Apr 08	at FIU	*3b	4	0	0	0	0	0	0	0	0	0	1	1	0	0	1	1	4	0	.238
Apr 09	at FIU	*3b	3	0	1	0	0	0	0	0	0	0	0	1	0	0	0	0	2	0	.241
Apr 10	at FIU	*3b	4	0	0	0	0	0	0	1	0	0	0	0	0	0	0	1	0	0	.232
Apr 15	UTSA	*3b	3	0	2	0	0	0	0	1	0	0	0	0	0	0	0	0	0	0	.243
Apr 16	UTSA	*3b	3	0	0	0	0	0	0	0	0	0	0	0	0	0	0	1	6	0	.237
Apr 17	UTSA	*3b	3	0	0	0	0	0	0	1	0	0	0	0	0	0	0	0	3	0	.231
Apr 23	at Louisiana Tech	pr/3b	1	1	0	0	0	0	0	0	0	0	0	0	0	0	0	0	0	0	.230
Apr 26	VIRGINIA	*3b	1	0	0	0	0	0	0	0	0	0	0	0	0	0	0	0	0	0	.228
Apr 29	UAB	*3b	1	0	0	0	0	0	0	0	0	0	0	0	0	0	1	0	3	0	.226
Apr 30	UAB-1	pr/3b	2	1	2	1	1	0	0	0	0	0	1	0	0	0	0	0	1	1	.238
Apr 30	UAB-2	*3b	2	0	0	0	0	0	0	1	0	0	0	1	0	0	0	0	5	0	.234
May 06	at Charlotte	*3b	5	1	3	0	1	0	0	0	0	0	0	0	0	0	0	1	0	0	.248
May 07	at Charlotte	*3b	3	1	0	0	0	0	0	0	0	0	0	1	0	0	0	1	0	0	.243
May 08	at Charlotte	*3b	4	0	0	0	0	0	0	0	0	0	0	0	0	0	1	0	0	0	.236
May 11	at Liberty	*3b	3	1	1	0	0	0	0	1	0	0	0	0	0	0	0	1	0	0	.238
Totals			39gs	143	21	34	10	4	0	22	3	3	4	6	0	3	10	24	68	6	.238

On base pct. .355 • Slugging pct. .266

CAREER STATS

Year	avg	gp-gs	ab	r	h	2b	3b	hr	rbi	tb	slg%	bb	hbp	so	gdp	ob%	sf	sh	sb-att	po	a	e	fld%
2015	.228	38-24	92	12	21	5	0	1	12	29	.315	15	3	12	1	.355	0	5	1-1	20	56	4	.950
2016	.238	45-39	143	21	34	4	0	0	10	38	.266	22	4	10	3	.355	0	6	3-6	24	68	6	.939
TOTAL	.234	83-63	235	33	55	9	0	1	22	67	.285	37	7	22	4	.355	0	11	4-7	44	124	10	.944



#23 CORY ALEXANDER II • Fr. • OF • 6-0 • 170 • R/R • Goochland, Va. • Goochland

PRIOR TO OLD DOMINION: Played on the Goochland High School baseball team where he was a member of the varsity squad all four years ... Set the stolen base record with 35 ... Named First Team All-State, First Team All-District, First Team All-Region and First Team All-Conference as a junior ... Repeated as First Team All-District and State as a senior ... Helped lead the team to the James River District Championship three times (2013, 2014, 2015) and the Quad Rivers Conference-34 Championship in 2015.

MISCELLANEOUS

2016 Season Highs

At Bats	1 vs Virginia Tech
Runs	1 five times
Hits	---
RBI	---
2B	---
3B	---
HR	---
Walks	---
SB	---
Putouts	---
Assists	---

Career Highs

At Bats	1 vs Va. Tech (2.27.2016)
Runs	1 five times
Hits	---
RBI	---
2B	---
3B	---
HR	---
Walks	---
SB	---
Putouts	---
Assists	---

2016 GAME-BY-GAME STATS

**2016 ODU Baseball
Individual Game-by-Game for Old Dominion (as of May 12, 2016)**

#23 Cory Alexander - 9 games (All games)

Date	Opponent	Pos	AB	R	H	RBI	2B	3B	HR	BB	SB	CS	HBP	SAC	SF	GDP	K	PO	A	E	Avg	
Feb 20	vs Kent State	pr	0	0	0	0	0	0	0	0	0	0	0	0	0	0	0	0	0	0	0	.000
Feb 21	vs Appalachian State	pr	0	0	0	0	0	0	0	0	0	0	0	0	0	0	0	0	0	0	0	.000
Feb 26	MANHATTAN	pr	0	1	0	0	0	0	0	0	0	0	0	0	0	0	0	0	0	0	0	.000
Feb 27	VIRGINIA TECH	of	1	0	0	0	0	0	0	0	0	0	0	0	0	0	1	0	0	0	0	.000
Mar 1	LIBERTY	pr/dh	0	1	0	0	0	0	0	0	0	0	0	0	0	0	0	0	0	0	0	.000
Mar 05	RUTGERS-1	pr	0	1	0	0	0	0	0	0	0	0	0	0	0	0	0	0	0	0	0	.000
Apr 1	FLORIDA ATLANTIC	pr	0	1	0	0	0	0	0	0	0	0	0	0	0	0	0	0	0	0	0	.000
Apr 10	at FIU	pr	0	1	0	0	0	0	0	0	0	0	0	0	0	0	0	0	0	0	0	.000
May 06	at Charlotte	pr	0	0	0	0	0	0	0	0	0	0	0	0	0	0	0	0	0	0	0	.000
Totals		0gs	1	5	0	0	0	0	0	0	0	0	0	0	0	0	1	0	0	0	0	.000

On base pct. .000 • Slugging pct. .000

CAREER STATS

Year	avg	gp-gs	ab	r	h	2b	3b	hr	rbi	tb	slg%	bb	hbp	so	gdp	ob%	sf	sh	sb-att	po	a	e	fld%
2016	.000	9-0	1	5	0	0	0	0	0	0	.000	0	0	1	0	.000	0	0	0-0	0	0	0	.000
TOTAL	.000	9-0	1	5	0	0	0	0	0	0	.000	0	0	1	0	.000	0	0	0-0	0	0	0	.000



#24 BRETT SMITH • Fr. • RHP • 6-4 • 195 • R/R • Chesapeake, Va. • Grassfield

PRIOR TO OLD DOMINION: Brett was varsity starter in both baseball and football since the 10th grade ... On the baseball diamond, he was the Conference Co-Player of the Year and a First Team All-Conference pitching selection as a senior ... Also earned Allstate/VHSL Male Athlete of the Year, Meyers Award Region Athlete of the Year and Second Team All-Region pitching honors ... He was also selected to play in the Virginia East-West All-Star game and was Second Team All-Conference on the mound in 2014 ... On the football field, was a two-year captain and amassed 27 career touchdowns ... Was a First Team All-South Region punter in 2013, along with First Team All-Conference in 2013 and 2014 ... Member of the National Honor Society and FBLA in high school.

MISCELLANEOUS

2016 Season Highs

IP (S)	5.0 vs WKU
IP (R)	3.0 at Charlotte
K	4 vs NC State
BB	4 vs Florida Atlantic
NP	79 vs Florida Atlantic
H Allowed (S)	5 two times
H Allowed (R)	4 at Charlotte
HR Allowed	1 two times
Runs Allowed (S)	4 vs Florida Atlantic
Runs Allowed (R)	2 two times
ER Allowed (S)	4 vs Florida Atlantic
ER Allowed (R)	2 two times

2016 Breakdown

Opp. Avg.	.301
vs. Left	.327
vs. Right	.286
WHIP	1.43
K/IP	20/37.0

Career Highs

IP (S)	5.0 vs WKU (3.19.16)
IP (R)	3.0 at Charlotte (5.8.2016)
K	4 vs NC State (2.19.16)
BB	4 vs FAU (4.3.2016)
NP	79 vs FAU (4.3.2016)
H Allowed (S)	5 two times
H Allowed (R)	4 at Charlotte (5.8.2016)
HR Allowed	1 vs WKU (3.19.16)
Runs Allowed (S)	4 vs FAU (4.3.2016)
Runs Allowed (R)	2 two times
ER Allowed (S)	4 vs FAU (4.3.2016)
ER Allowed (R)	2 two times

2016 GAME-BY-GAME STATS

**2016 ODU Baseball
Individual Game-by-Game for Old Dominion (as of May 12, 2016)**

#24 Brett Smith - 7 games (All games)

Date	Opponent	Pos	AB	R	H	RBI	2B	3B	HR	BB	SB	CS	HBP	SAC	SF	GDP	K	PO	A	E	Avg
Feb 26	MANHATTAN	p	0	0	0	0	0	0	0	0	0	0	0	0	0	0	0	0	1	0	.000
Mar 1	LIBERTY	p	0	0	0	0	0	0	0	0	0	0	0	0	0	0	0	0	1	0	.000
Mar 09	at VCU	*p	0	0	0	0	0	0	0	0	0	0	0	0	0	0	0	1	2	0	.000
Mar 15	PRINCETON	*p	0	0	0	0	0	0	0	0	0	0	0	0	0	0	0	1	0	0	.000
Apr 17	UTSA	p	0	0	0	0	0	0	0	0	0	0	0	0	0	0	0	0	1	0	.000
Apr 29	UAB	p	0	0	0	0	0	0	0	0	0	0	0	0	0	0	0	0	1	0	.000
Apr 30	UAB-2	p	0	0	0	0	0	0	0	0	0	0	0	0	0	0	0	0	1	0	.000
Totals		2gs	0	0	0	0	0	0	0	0	0	0	0	0	0	0	0	2	7	0	.000

On base pct. .000 • Slugging pct. .000

#24 Brett Smith - 21 appearances (All games)

Date	Opponent	GS	IP	H	R	ER	BB	SO	2B	3B	HR	WP	BK	HBP	IBB	Score	W-L	Sv	ERA	NP
Feb 19	vs NC State		2.0	1	0	0	1	4	0	0	0	0	0	0	0	5-0	0-0	0	0.00	38
Feb 26	MANHATTAN		1.1	3	2	2	0	0	1	0	0	0	0	0	0	6-5	0-0	0	5.40	30
Feb 28	DELAWARE		1.0	1	0	0	0	1	0	0	0	0	1	0	0	10-4	0-0	0	4.15	15
Mar 1	LIBERTY		2.0	2	1	0	0	2	0	0	0	0	0	0	0	7-6	0-0	0	2.84	16
Mar 09	at VCU	*	4.2	4	0	0	1	3	1	0	0	0	0	0	0	3-1	1-0	0	1.64	54
Mar 15	PRINCETON	*	2.0	2	1	1	1	1	0	0	0	0	0	0	0	7-6	1-0	0	2.08	40
Mar 19	WESTERN KENTUCK	*	5.0	5	3	3	1	2	0	0	1	0	0	0	0	12-8	1-0	0	3.00	66
Mar 23	VMI		1.0	1	0	0	1	1	0	0	0	0	0	0	0	6-5	1-0	0	2.84	17
Mar 26	at RICE		2.0	1	0	0	0	0	0	0	0	0	0	0	0	2-6	1-0	0	2.57	29
Mar 30	at Virginia		1.0	1	0	0	0	0	0	0	0	0	0	0	0	5-4	1-0	1	2.45	23
Apr 03	FLORIDA ATLANTIC	*	3.2	5	4	4	4	2	1	1	1	0	0	0	0	0-11	1-1	1	3.51	79
Apr 08	at FIU		1.0	0	0	0	0	0	0	0	0	0	0	0	0	12-11	1-1	2	3.38	11
Apr 10	at FIU		0.1	2	0	0	0	0	0	0	0	0	0	0	0	11-1	1-1	2	3.33	15
Apr 17	UTSA		1.2	2	1	1	0	0	0	0	0	0	1	0	0	2-7	1-1	2	3.45	31
Apr 19	at VMI		1.0	2	2	2	0	0	0	0	0	0	0	0	0	6-8	1-2	2	3.94	19
Apr 24	at Louisiana Tech		2.0	2	1	1	1	0	0	0	0	0	1	0	0	0-12	1-2	2	3.98	21
Apr 26	VIRGINIA		0.1	0	0	0	0	0	0	0	0	0	0	0	0	4-8	1-2	2	3.94	2
Apr 29	UAB		1.0	1	1	1	2	1	0	0	0	0	0	0	0	6-3	1-2	2	4.09	27
Apr 30	UAB-2		0.1	0	1	1	1	0	0	0	0	0	0	1	3-6	1-2	2	4.32	5	
May 08	at Charlotte		3.0	4	0	0	0	1	0	0	0	0	0	0	0	2-5	1-2	2	3.96	32
May 11	at Liberty		0.2	1	0	0	1	2	0	0	0	0	0	0	0	6-7	1-2	2	3.89	12
Totals		4	37.0	40	17	16	16	20	3	1	2	0	1	2	115-124	1-2	2	3.89	-	

CAREER STATS

Year	avg	gp-gs	ab	r	h	2b	3b	hr	rbi	tb	slg%	bb	hbp	so	gdp	ob%	sf	sh	sb-att	po	a	e	fld%
2016	.000	0-0	0	0	0	0	0	0	0	0	.000	0	0	0	0	.000	0	0	0-0	2	7	0	1.000
TOTAL	.000	0-0	0	0	0	0	0	0	0	0	.000	0	0	0	0	.000	0	0	0-0	2	7	0	1.000

Year	era	w-l	app	gs	cg	sho	sv	ip	h	r	er	bb	so	2b	3b	hr	bf	bavg	wp	hbp	bk	sfa	sha
2016	3.89	1-2	21	4	0	0/1	2	37.0	40	17	16	16	20	3	1	2	163	.301	0	2	1	3	8
TOTAL	3.89	1-2	21	4	0	0/1	2	37.0	40	17	16	16	20	3	1	2	163	.301	0	2	1	3	8



#25 SETH WOODARD • Fr. • INF • 6-2 • 220 • R/R • Newport News, Va. • Woodside

PRIOR TO OLD DOMINION: Woodard started for the Woodside baseball team since his freshman year ... Named the Freshman of the Year in 2012 ... He batted .441 with two home runs as a junior and was selected First Team All-Conference (Monitor-Merrimac) and a Second Team All-Eastern Region pick ... As a senior he was named a First Team All-Conference selection for the second time ... Helped lead the team to a District and Conference Championship and a Regional Runner-Up finish ... For his career, he recorded a .408 batting average, nine home runs, 195 RBI and 113 hits ... Also swam at Woodside and was an conference and regional place-winner ... Named the school's Freshman Athlete of the Year, Comeback Player of the Year (sophomore) and the Senior Athlete of the Year.

MISCELLANEOUS

2016 Season Highs

At Bats	4 three times
Runs	2 at VMI
Hits	3 at VMI
RBI	3 at VMI
2B	1 at Virginia
3B	1 at Florida Atlantic
HR	2 at VMI
Walks	2 at LA Tech
SB	1 vs Virginia Tech
Putouts	6 vs Liberty
Assists	4 at LA Tech

Career Highs

At Bats	4 three times
Runs	2 at VMI (4.19.2016)
Hits	3 at VMI (4.19.2016)
RBI	3 at VMI (4.19.2016)
2B	1 at Virginia (3.30.2016)
3B	1 vs FAU (4.1.2016)
HR	2 at VMI (4.19.2016)
Walks	2 at LA Tech (4.22.2016)
SB	1 vs Va. Tech (2.27.2016)
Putouts	6 vs Liberty (3.1.2016)
Assists	4 at LA Tech (4.23.2016)

2016 GAME-BY-GAME STATS

**2016 ODU Baseball
Individual Game-by-Game for Old Dominion (as of May 12, 2016)**

#25 Seth Woodard - 19 games (All games)

Date	Opponent	Pos	AB	R	H	RBI	2B	3B	HR	BB	SB	CS	HBP	SAC	SF	GDP	K	PO	A	E	Avg
Feb 19	vs NC State	ph/dh	1	0	0	0	0	0	0	0	0	0	0	0	0	0	1	0	0	0	.000
Feb 21	vs Appalachian State	3b	1	1	0	0	0	0	0	0	0	0	0	0	0	0	0	0	1	0	.000
Feb 27	VIRGINIA TECH	*dh	4	0	0	0	0	0	0	0	1	0	0	0	0	0	0	0	0	0	.000
Mar 1	LIBERTY	*1b	2	0	0	0	0	0	0	0	0	0	0	0	0	0	0	6	0	0	.000
Mar 06	RUTGERS	*3b	2	0	0	0	0	0	0	0	0	0	0	0	0	0	1	0	2	0	.000
Mar 12	at West Virginia-1	*1b	1	1	0	0	0	0	0	0	0	0	1	0	0	0	1	4	0	0	.000
Mar 30	at Virginia	*dh	4	0	1	1	1	0	0	0	0	0	0	0	0	0	0	0	0	0	.067
Apr 1	FLORIDA ATLANTIC	*dh	3	1	1	1	0	1	0	0	0	0	2	0	0	0	1	0	0	0	.111
Apr 02	FLORIDA ATLANTIC	*dh	2	0	0	0	0	0	0	0	0	0	0	0	0	0	1	0	0	0	.100
Apr 03	FLORIDA ATLANTIC	*3b	2	0	0	0	0	0	0	0	0	0	0	0	0	0	2	0	1	0	.091
Apr 06	WILLIAM & MARY	ph/dh	1	0	0	0	0	0	0	0	0	0	0	0	0	0	1	0	0	0	.087
Apr 19	at VMI	*3b	4	2	3	3	0	2	0	0	0	0	0	0	0	0	0	1	1	0	.185
Apr 22	at Louisiana Tech	*3b	2	1	1	1	0	0	1	2	0	0	0	0	0	0	0	0	1	0	.207
Apr 23	at Louisiana Tech	*3b	2	0	0	0	0	0	0	1	0	0	0	0	0	0	2	0	4	0	.194
Apr 24	at Louisiana Tech	*3b	3	0	0	0	0	0	0	0	0	0	0	0	0	0	1	2	1	0	.176
Apr 26	VIRGINIA	*3b	1	1	0	0	0	0	0	1	0	0	1	0	0	1	0	0	1	0	.171
Apr 29	UAB	*3b	2	0	0	0	0	0	0	1	0	0	0	0	0	0	1	2	1	0	.162
Apr 30	UAB-1	*3b	1	0	0	0	0	0	0	0	0	0	1	0	0	0	0	1	0	1	.158
May 07	at Charlotte	*dh	1	1	0	0	0	0	0	1	0	0	0	0	0	0	1	0	0	0	.154
Totals			16gs	39	8	6	6	1	1	3	6	1	0	5	0	1	13	16	13	1	.154

On base pct. .340 • Slugging pct. .462

CAREER STATS

Year	avg	gp-gs	ab	r	h	2b	3b	hr	rbi	tb	slg%	bb	hbp	so	gdp	ob%	sf	sh	sb-att	po	a	e	fld%
2016	.154	19-16	39	8	6	1	1	3	6	18	.462	6	5	13	1	.340	0	0	1-1	16	13	1	.967
TOTAL	.154	19-16	39	8	6	1	1	3	6	18	.462	6	5	13	1	.340	0	0	1-1	16	13	1	.967



#26 CHRIS LIVERS • Sr. • C • 5-9 • 180 • R/R • Virginia Beach, Va. • First Colonial

PERSONAL: Chris Livers is the son of Bud and Charlotte Livers ... Has two brothers Trey and Ethan ... Majoring in civil engineering technology ... Favorite Sports Personality: Josh Hamilton ... Favorite Food: Steak ... Favorite Movie: "Sandlot" ... Favorite Book Read: "The Things They Carried" by Tim O'Brien.

2015: RBI in a game vs. Charlotte.

MISCELLANEOUS

2016 Season Highs

At Bats	5 at West Virginia
Runs	2 vs UAB
Hits	1 15 times
RBI	1 five times
2B	1 three times
3B	---
HR	---
Walks	1 seven times
SB	1 at FIU
Putouts	10 two times
Assists	1 six times

Career Highs

At Bats	5 two times
Runs	2 vs UAB (4.20.2016)
Hits	2 vs LA Tech (3.22.2014)
RBI	3 vs FAU (5.3.2014)
2B	1 four times
3B	---
HR	---
Walks	1 nine times
SB	1 at FIU (4.9.2016)
Putouts	10 three times
Assists	3 at ECU (4.21.2014)

2016 GAME-BY-GAME STATS

**2016 ODU Baseball
Individual Game-by-Game for Old Dominion (as of May 12, 2016)**

#26 Chris Livers - 28 games (All games)

Date	Opponent	Pos	AB	R	H	RBI	2B	3B	HR	BB	SB	CS	HBP	SAC	SF	GDP	K	PO	A	E	Avg
Feb 21	vs Appalachian State	c	1	0	0	0	0	0	0	0	0	0	0	0	0	0	1	4	0	0	.000
Feb 26	MANHATTAN	ph	1	0	1	0	0	0	0	0	0	0	0	0	0	0	0	0	0	0	.500
Feb 27	VIRGINIA TECH	c	2	1	1	0	0	0	0	0	0	0	0	0	0	0	0	4	0	0	.500
Mar 05	RUTGERS-1	*dh	3	0	1	0	0	0	0	0	0	0	0	0	0	0	0	0	0	0	.429
Mar 12	at West Virginia	*c	5	0	0	0	0	0	0	1	0	0	0	0	0	0	2	10	1	0	.250
Mar 15	PRINCETON	ph	1	0	1	1	0	0	0	0	0	0	0	0	0	0	0	0	0	0	.308
Mar 16	PRINCETON	*c	4	0	1	1	1	0	0	1	0	0	0	0	0	0	0	10	0	0	.294
Mar 18	WESTERN KENTUCK	*c	4	0	1	0	0	0	0	0	0	0	0	0	0	0	0	9	1	0	.286
Mar 19	WESTERN KENTUCK	*dh	4	0	0	0	0	0	0	0	0	0	0	0	0	0	0	0	0	0	.240
Mar 22	VMI	dh/ph	1	0	0	1	0	0	0	0	0	0	0	0	1	0	1	0	0	0	.231
Mar 23	VMI	c	1	0	1	0	0	0	0	0	0	0	0	0	0	0	0	1	0	0	.259
Mar 26	at RICE	*dh	3	1	1	0	0	0	0	0	0	0	0	0	0	0	1	0	0	0	.267
Mar 30	at Virginia	ph/c	1	1	1	0	1	0	0	0	0	0	0	1	0	0	0	0	1	0	.290
Apr 02	FLORIDA ATLANTIC	ph/c	1	0	0	0	0	0	0	0	0	0	0	0	0	0	0	1	0	0	.281
Apr 06	WILLIAM & MARY	*c	2	0	0	1	0	0	0	1	0	0	0	0	0	0	0	6	1	0	.265
Apr 08	at FIU	c	0	0	0	0	0	0	0	0	0	0	0	0	0	0	0	1	0	0	.265
Apr 09	at FIU	*c	4	1	1	0	0	0	0	0	1	0	0	0	0	0	0	6	0	0	.263
Apr 15	UTSA	*c	4	0	0	1	0	0	0	0	0	0	0	0	0	0	1	14	0	0	.238
Apr 16	UTSA	ph	1	0	1	0	1	0	0	0	0	0	0	0	0	0	0	0	0	0	.256
Apr 17	UTSA	ph/c	2	0	1	0	0	0	0	0	0	0	0	0	0	0	0	2	1	0	.267
Apr 22	at Louisiana Tech	*c	3	0	0	0	0	0	0	1	0	0	0	0	0	0	1	8	0	1	.250
Apr 26	VIRGINIA	ph	1	0	0	0	0	0	0	0	0	0	0	0	0	0	0	0	0	0	.245
Apr 29	UAB	c	1	0	0	0	0	0	0	0	0	0	0	0	0	0	1	3	0	0	.240
Apr 30	UAB-1	*c	3	2	1	0	0	0	0	1	0	0	0	0	0	0	1	6	0	0	.245
Apr 30	UAB-2	*c	3	0	1	1	0	0	0	1	0	0	0	0	0	0	0	7	0	0	.250
May 06	at Charlotte	*c	3	0	0	0	0	0	0	0	0	0	0	1	0	0	2	5	0	0	.237
May 07	at Charlotte	*c	4	1	1	1	0	0	0	0	0	0	0	0	0	0	0	3	1	0	.238
May 11	at Liberty	*c	2	1	0	0	0	0	0	1	0	0	0	0	0	0	0	2	1	0	.231
Totals			15gs	65	8	15	7	3	0	7	1	0	0	2	1	0	11	102	7	1	.231

On base pct. .301 • Slugging pct. .277

CAREER STATS

Year	avg	gp-gs	ab	r	h	2b	3b	hr	rbi	tb	slg%	bb	hbp	so	gdp	ob%	sf	sh	sb-att	po	a	e	fld%
2013	.375	4-1	8	2	3	0	0	0	2	3	.375	1	0	0	0	.444	0	0	0-0	16	2	1	.947
2014	.259	12-7	27	3	7	1	0	0	5	8	.296	3	1	5	1	.355	0	1	0-1	57	10	0	1.000
2015	.000	6-0	2	0	0	0	0	0	1	0	.000	0	0	0	0	.000	1	0	0-0	5	1	0	1.000
2016	.231	28-15	65	8	15	3	0	0	7	18	.277	7	0	11	0	.301	1	2	1-1	102	7	1	.991
TOTAL	.245	50-23	102	13	25	4	0	0	15	29	.284	11	1	16	1	.319	2	3	1-2	180	20	2	.990



#28 JAKE JOSEPHS • R.Jr. • LHP • 5-11 • 190 • L/L • Fairfax Station, Va. • South County

PERSONAL: Jake is the son of Chris and Lynn Josephs ... Has one sister, Isabel ... Majoring in accounting ... Interested in being a CPA ... 3.77 GPA and honor society in high school ... Favorite Sports Personality: Jerry Rice ... Favorite Foods: Cheeseburger and steak ... Favorite Movie: "The Town" ... Person in history would most like to meet: Ted Williams ... Dream vacation: Paris.

2015: Pitched the last 11.1 innings without allowing a run, including four innings in a start at UAB which clinched a spot in the C-USA tournament for ODU ... Fanned 3 vs. W&M and LA Tech.

MISCELLANEOUS

2016 Season Highs

IP (S)	5.0 vs Kent State
IP (R)	3.0 at Liberty
K	4 at VMI
BB	2 vs Virginia Tech
NP	69 vs Kent State
H Allowed (S)	4 two times
H Allowed (R)	4 at West Virginia
HR Allowed	1 three times
Runs Allowed (S)	4 vs Virginia Tech
Runs Allowed (R)	2 vs Florida Atlantic
ER Allowed (S)	4 vs Virginia Tech
ER Allowed (R)	2 vs Florida Atlantic

2016 Breakdown

Opp. Avg.	.302
vs. Left	.333
vs. Right	.287
WHIP	1.34
K/IP	15/33.2

Career Highs

IP (S)	5.0 three times
IP (R)	5.0 vs LA Tech (5.9.2015)
K	4 vs Char. So. (3.26.2013)
BB	2 eight times
NP	72 vs LA Tech (5.9.2015)
H Allowed (S)	10 at Campbell (4.3.2015)
H Allowed (R)	5 at FAU (4.26.2015)
HR Allowed	1 four times
Runs Allowed (S)	6 at Campbell (4.3.2015)
Runs Allowed (R)	4 at FAU (4.26.2015)
ER Allowed (S)	6 at Campbell (4.3.2015)
ER Allowed (R)	4 at FAU (4.26.2015)

2016 GAME-BY-GAME STATS

**2016 ODU Baseball
Individual Game-by-Game for Old Dominion (as of May 12, 2016)**

#28 Jake Josephs - 8 games (All games)

Date	Opponent	Pos	AB	R	H	RBI	2B	3B	HR	BB	SB	CS	HBP	SAC	SF	GDP	K	PO	A	E	Avg
Feb 20	vs Kent State	*p	0	0	0	0	0	0	0	0	0	0	0	0	0	0	0	1	0	0	.000
Feb 27	VIRGINIA TECH	*p	0	0	0	0	0	0	0	0	0	0	0	0	0	0	0	0	1	0	.000
Mar 18	WESTERN KENTUCK	p	0	0	0	0	0	0	0	0	0	0	0	0	0	0	0	0	1	0	.000
Mar 19	WESTERN KENTUCK	p	0	0	0	0	0	0	0	0	0	0	0	0	0	0	0	0	1	0	.000
Apr 06	WILLIAM & MARY	p	0	0	0	0	0	0	0	0	0	0	0	0	0	0	0	0	1	0	.000
Apr 19	at VMI	p	0	0	0	0	0	0	0	0	0	0	0	0	0	0	0	0	1	0	.000
Apr 26	VIRGINIA	p	0	0	0	0	0	0	0	0	0	0	0	0	0	0	0	0	1	0	.000
Apr 30	UAB-2	p	0	0	0	0	0	0	0	0	0	0	0	0	0	0	0	0	1	0	.000
Totals		3gs	0	0	0	0	0	0	0	0	0	0	0	0	0	0	0	3	5	0	.000

On base pct. .000 • Slugging pct. .000

#28 Jake Josephs - 22 appearances (All games)

Date	Opponent	GS	IP	H	R	ER	BB	SO	2B	3B	HR	WP	BK	HBP	IBB	Score	W-L	Sv	ERA	NP
Feb 20	vs Kent State	*	5.0	4	0	0	0	1	0	0	0	0	0	1	0	2-0	1-0	0	0.00	69
Feb 27	VIRGINIA TECH	*	3.0	3	4	4	2	1	1	0	0	0	0	0	0	1-2	1-1	0	4.50	39
Mar 05	RUTGERS-2	*	2.0	2	1	1	1	1	0	0	1	0	0	0	0	7-4	1-1	0	4.50	29
Mar 12	at West Virginia		2.1	4	1	1	0	2	0	1	0	0	0	0	0	5-6	1-1	0	4.38	37
Mar 16	PRINCETON		1.0	0	0	0	0	1	0	0	0	0	0	0	0	10-4	1-1	0	4.05	9
Mar 18	WESTERN KENTUCK		1.0	0	0	0	0	0	0	0	0	0	0	0	0	8-3	1-1	0	3.77	11
Mar 18	WESTERN KENTUCK		1.0	0	0	0	0	1	0	0	0	0	0	0	0	4-2	1-1	0	3.52	10
Mar 19	WESTERN KENTUCK		1.1	2	0	0	0	0	0	0	0	0	0	0	0	12-8	2-1	0	3.24	17
Mar 23	VMI		1.0	2	1	1	0	1	1	0	0	0	0	0	0	6-5	2-1	0	3.57	22
Mar 25	at RICE		0.2	1	0	0	1	0	0	0	0	0	0	0	0	1-3	2-1	0	3.44	14
Mar 27	at RICE		1.0	0	0	0	0	0	0	0	0	0	0	0	0	2-8	2-1	0	3.26	12
Mar 30	at Virginia		1.0	0	0	0	1	0	0	0	0	0	0	0	0	5-4	2-1	0	3.10	10
Apr 1	FLORIDA ATLANTIC		1.0	3	2	2	0	0	0	0	1	0	0	0	0	7-10	2-1	0	3.80	18
Apr 06	WILLIAM & MARY		2.0	1	1	1	1	0	1	0	0	0	0	0	0	7-1	2-1	0	3.86	25
Apr 08	at FIU		1.0	1	0	0	0	1	0	0	0	0	0	0	0	12-11	2-1	0	3.70	16
Apr 15	UTSA		0.1	1	1	1	0	0	1	0	0	0	0	0	0	5-2	2-1	0	4.01	15
Apr 19	at VMI	*	3.0	4	1	1	0	4	1	0	1	0	0	0	0	6-8	2-1	0	3.90	49
Apr 24	at Louisiana Tech		0.2	2	1	1	0	0	0	0	0	0	0	0	0	0-12	2-1	0	4.13	14
Apr 26	VIRGINIA		0.2	2	1	1	0	0	0	0	0	0	0	0	0	4-8	2-1	0	4.34	13
Apr 30	UAB-2		1.0	2	1	1	0	1	0	0	0	0	0	0	0	3-6	2-2	0	4.50	15
May 06	at Charlotte		0.2	2	1	1	0	1	1	0	0	0	1	0	0	8-6	2-2	0	4.70	10
May 11	at Liberty	*	3.0	3	1	1	1	0	1	0	0	0	0	0	0	6-7	2-2	0	4.54	16
Totals		5	33.2	39	17	17	8	15	6	2	3	0	0	2	0	121-140	2-2	0	4.54	-

CAREER STATS

Year	avg	gp-gs	ab	r	h	2b	3b	hr	rbi	tb	slg%	bb	hbp	so	gdp	ob%	sf	sh	sb-att	po	a	e	fld%
2013	.000	0-0	0	0	0	0	0	0	0	0	.000	0	0	0	0	.000	0	0	0-0	0	6	2	.750
2015	.000	0-0	0	0	0	0	0	0	0	0	.000	0	0	0	0	.000	0	0	0-0	1	5	1	.857
2016	.000	0-0	0	0	0	0	0	0	0	0	.000	0	0	0	0	.000	0	0	0-0	3	5	0	1.000
TOTAL	.000	0-0	0	0	0	0	0	0	0	0	.000	0	0	0	0	.000	0	0	0-0	4	16	3	.870

Year	era	w-l	app	gs	cg	sho	sv	ip	h	r	er	bb	so	2b	3b	hr	bf	bavg	wp	hbp	bk	sfa	sha
2013	4.76	4-4	26	7	0	0/1	2	51.0	59	32	27	9	32	13	2	1	220	.296	3	3	0	4	5
2015	3.89	3-1	24	2	0	0/3	1	41.2	40	24	18	20	29	6	0	2	192	.255	5	5	1	2	8
2016	4.54	2-2	22	5	0	0/1	0	33.2	39	17	17	8	15	6	2	3	143	.302	0	2	0	3	1
TOTAL	4.42	9-7	72	14	0	0/5	3	126.1	138	73	62	37	76	25	4	6	555	.285	8	10	1	9	14



#31 NATE MATHESON • So. • LHP • 6-3 • 225 • L/L • Hampton, Va. • Kecoughtan

PERSONAL: Son of Mike Matheson and Christi Wallace ... Has one brother, Michael and one sister, Brittney ... Majoring in criminal justice ... Interested in law enforcement ... Graduated high school with honors ... DECA club member ... Favorite pro athlete: Clayton Kershaw ... Favorite pro team: Boston Red Sox ... Favorite food: Ham and cheese sub ... Dream travel Spot: Australia.

2015: 11 appearances with five starts ... Picked up wins vs. UAB and VMI ... Fanned five in four innings vs. Liberty.

MISCELLANEOUS

2016 Season Highs

IP (S)	---
IP (R)	1.0 vs VMI
K	2 three times
BB	3 vs Princeton
NP	24 vs Rutgers
H Allowed (S)	---
H Allowed (R)	2 two times
HR Allowed	---
Runs Allowed (S)	---
Runs Allowed (R)	4 vs Princeton
ER Allowed (S)	---
ER Allowed (R)	4 vs Princeton

2016 Breakdown

Opp. Avg.	.389
vs. Left	.800
vs. Right	.231
WHIP	4.36
K/IP	5/3.2

Career Highs

IP (S)	4.0 three times
IP (R)	2.2 vs Rutgers (3.1.2015)
K	5 at Liberty (3.31.2015)
BB	4 two times
NP	82 vs VMI (3.18.2015)
H Allowed (S)	8 at Liberty (3.31.2015)
H Allowed (R)	4 vs Rutgers (3.1.2015)
HR Allowed	2 at Liberty (3.31.2015)
Runs Allowed (S)	7 at Liberty (3.31.2015)
Runs Allowed (R)	4 vs Princeton (3.16.2016)
ER Allowed (S)	7 at Liberty (3.31.2015)
ER Allowed (R)	4 vs Princeton (3.16.2016)

2016 GAME-BY-GAME STATS

**2016 ODU Baseball
Individual Game-by-Game for Old Dominion (as of May 12, 2016)**

#31 Nate Matheson - 1 game (All games)

Date	Opponent	Pos	AB	R	H	RBI	2B	3B	HR	BB	SB	CS	HBP	SAC	SF	GDP	K	PO	A	E	Avg
Feb 23	NORFOLK STATE	p	0	0	0	0	0	0	0	0	0	0	0	0	0	0	0	0	0	1	.000
Totals		0gs	0	0	0	0	0	0	0	0	0	0	0	0	0	0	0	0	0	1	.000

On base pct. .000 • Slugging pct. .000

#31 Nate Matheson - 8 appearances (All games)

Date	Opponent	GS	IP	H	R	ER	BB	SO	2B	3B	HR	WP	BK	HBP	IBB	Score	W-L	Sv	ERA	NP
Feb 20	vs Kent State		0.1	0	0	0	0	1	0	0	0	0	0	0	0	2-0	0-0	1	0.00	3
Feb 23	NORFOLK STATE		0.2	0	0	0	1	2	0	0	0	0	0	0	0	5-3	0-0	1	0.00	17
Feb 26	MANHATTAN		0.2	1	0	0	0	0	0	0	0	1	0	0	0	6-5	0-0	1	0.00	8
Mar 1	LIBERTY		0.0	1	1	1	1	0	1	0	0	0	1	0	0	7-6	0-0	1	5.40	11
Mar 06	RUTGERS		0.2	2	1	1	2	0	0	0	0	0	0	0	0	2-5	0-0	1	7.71	24
Mar 12	at West Virginia		0.1	0	0	0	1	0	0	0	0	0	1	0	0	5-6	0-0	1	6.75	13
Mar 16	PRINCETON		0.0	2	4	4	3	0	0	0	0	0	0	0	0	10-4	0-0	1	20.25	20
Mar 22	VMI		1.0	1	1	1	1	2	0	0	0	1	0	0	0	8-2	0-0	1	17.18	19
Totals		0	3.2	7	7	7	9	5	1	0	0	2	1	1	0	45-31	0-0	1	17.18	-

CAREER STATS

Year	avg	gp-gs	ab	r	h	2b	3b	hr	rbi	tb	slg%	bb	hbp	so	gdp	ob%	sf	sh	sb-att	po	a	e	fld%
2015	.000	0-0	0	0	0	0	0	0	0	0	.000	0	0	0	0	.000	0	0	0-0	1	4	0	1.000
2016	.000	0-0	0	0	0	0	0	0	0	0	.000	0	0	0	0	.000	0	0	0-0	0	0	1	.000
TOTAL	.000	0-0	0	0	0	0	0	0	0	0	.000	0	0	0	0	.000	0	0	0-0	1	4	1	.833

Year	era	w-l	app	gs	cg	sho	sv	ip	h	r	er	bb	so	2b	3b	hr	bf	bavg	wp	hbp	bk	sfa	sha
2015	6.28	2-3	11	5	0	0/1	0	28.2	37	22	20	18	17	6	0	4	143	.316	1	4	1	2	2
2016	17.18	0-0	8	0	0	0/1	1	3.2	7	7	7	9	5	1	0	0	28	.389	2	1	1	0	0
TOTAL	7.52	2-3	19	5	0	0/2	1	32.1	44	29	27	27	22	7	0	4	171	.326	3	5	2	2	2



#32 VICTOR DIAZ • Rsr. • RHP • 6-0 • 195 • R/R • Perth Amboy, N.J. • St. Joseph's

PERSONAL: Victor Diaz Jr. is the son of Victor and Santia Diaz ... Has two sisters, Arlin, and Rosy ... Graduated with a sport management degree in spring of 2015 and is currently taking classes in the Health and Physical Education field ... Selected to the SEC Academic Honor Roll while at Mississippi State ... FCSAA Scholar Athlete selection ... Favorite Food: Chicken Parm ... Favorite Movie: "For the Love of the Game ... Favorite Book Read: "Quiet Strength" by Tony Dungy ... Dream Vacation: Australia.

2015: Four strikeouts vs. Canisius ... Six appearances and one start.

MISCELLANEOUS

2016 Season Highs

IP (S)	6.2 vs Florida Atlantic
IP (R)	3.0 vs App State
K	6 vs Princeton
BB	3 two times
NP	113 vs UAB
H Allowed (S)	11 at FIU
H Allowed (R)	3 vs App State
HR Allowed	1 four times
Runs Allowed (S)	4 vs UAB
Runs Allowed (R)	1 two times
ER Allowed (S)	3 three times
ER Allowed (R)	1 two times

2016 Breakdown

Opp. Avg.	.280
vs. Left	.313
vs. Right	.259
WHIP	1.20
K/IP	30/62.2

Career Highs

IP (S)	7.0 vs FAU (5.4.2014)
IP (R)	4.1 at Rice (3.8.2014)
K	6 two times
BB	3 three times
NP	113 vs UAB (4.30.2016)
H Allowed (S)	11 at FIU (4.9.2016)
H Allowed (R)	5 two times
HR Allowed	1 11 times
Runs Allowed (S)	4 two times
Runs Allowed (R)	5 vs Rutgers (2.24.2013)
ER Allowed (S)	4 vs ECU (4.13.2014)
ER Allowed (R)	5 vs Rutgers (2.24.2013)

2016 GAME-BY-GAME STATS

**2016 ODU Baseball
Individual Game-by-Game for Old Dominion (as of May 12, 2016)**

#32 Victor Diaz - 5 games (All games)

Date	Opponent	Pos	AB	R	H	RBI	2B	3B	HR	BB	SB	CS	HBP	SAC	SF	GDP	K	PO	A	E	Avg		
Mar 1	LIBERTY	*p	0	0	0	0	0	0	0	0	0	0	0	0	0	0	0	0	2	1	0	.000	
Apr 02	FLORIDA ATLANTIC	*p	0	0	0	0	0	0	0	0	0	0	0	0	0	0	0	0	0	2	1	0	.000
Apr 09	at FIU	*p	0	0	0	0	0	0	0	0	0	0	0	0	0	0	0	0	0	1	0	0	.000
Apr 23	at Louisiana Tech	*p	0	0	0	0	0	0	0	0	0	0	0	0	0	0	0	0	0	1	0	0	.000
Apr 30	UAB-1	*p	0	0	0	0	0	0	0	0	0	0	0	0	0	0	0	0	0	1	0	0	.000
Totals		5gs	0	0	0	0	0	0	0	0	0	0	0	0	0	0	0	0	2	6	0	.000	

On base pct. .000 • Slugging pct. .000

#32 Victor Diaz - 14 appearances (All games)

Date	Opponent	GS	IP	H	R	ER	BB	SO	2B	3B	HR	WP	BK	HBP	IBB	Score	W-L	Sv	ERA	NP
Feb 21	vs Appalachian State		3.0	3	1	1	1	4	1	0	0	0	0	0	0	12-3	0-0	0	3.00	59
Feb 26	MANHATTAN		1.0	0	0	0	0	0	0	0	0	0	0	0	0	6-5	1-0	0	2.25	15
Mar 1	LIBERTY	*	5.0	7	2	1	0	1	1	0	1	0	0	0	0	7-6	1-0	0	2.00	66
Mar 06	RUTGERS		2.1	1	1	1	3	3	0	0	0	1	1	0	1	2-5	1-1	0	2.38	43
Mar 12	at West Virginia-1	*	3.0	3	1	1	2	0	2	0	0	0	0	0	0	5-4	1-1	0	2.51	45
Mar 16	PRINCETON	*	5.0	2	0	0	0	6	0	0	0	0	0	0	0	10-4	2-1	0	1.86	56
Mar 22	VMI	*	5.0	3	0	0	0	2	0	0	0	0	0	0	0	8-2	3-1	0	1.48	55
Mar 27	at RICE	*	5.0	5	1	1	0	2	0	0	0	1	0	0	0	2-8	3-1	0	1.53	65
Apr 02	FLORIDA ATLANTIC	*	6.2	7	3	3	1	2	1	0	1	1	0	0	0	1-3	3-2	0	2.00	97
Apr 09	at FIU	*	5.0	11	2	2	0	0	1	0	0	0	1	0	0	10-2	4-2	0	2.20	75
Apr 16	UTSA	*	5.1	8	1	1	2	1	0	1	0	0	0	0	0	0-3	4-3	0	2.14	76
Apr 23	at Louisiana Tech	*	6.0	3	1	1	1	3	0	0	1	1	0	1	0	4-2	5-3	0	2.06	79
Apr 30	UAB-1	*	6.1	8	4	3	3	3	1	0	0	3	1	0	0	7-4	6-3	0	2.30	113
May 07	at Charlotte	*	4.0	7	3	3	1	3	0	0	1	1	0	0	0	8-5	6-3	0	2.59	76
Totals		11	62.2	68	20	18	14	30	7	1	4	7	4	1	1	82-56	6-3	0	2.59	-

CAREER STATS

Year	avg	gp-gs	ab	r	h	2b	3b	hr	rbi	tb	slg%	bb	hbp	so	gdp	ob%	sf	sh	sb-att	po	a	e	fld%
2013	.000	0-0	0	0	0	0	0	0	0	0	.000	0	0	0	0	.000	0	0	0-0	2	1	1	.750
2014	.000	0-0	0	0	0	0	0	0	0	0	.000	0	0	0	0	.000	0	0	0-0	5	9	0	1.000
2015	.000	0-0	0	0	0	0	0	0	0	0	.000	0	0	0	0	.000	0	0	0-0	0	3	1	.750
2016	.000	0-0	0	0	0	0	0	0	0	0	.000	0	0	0	0	.000	0	0	0-0	2	6	0	1.000
TOTAL	.000	0-0	0	0	0	0	0	0	0	0	.000	0	0	0	0	.000	0	0	0-0	9	19	2	.933

Year	era	w-l	app	gs	cg	sho	sv	ip	h	r	er	bb	so	2b	3b	hr	bf	bavg	wp	hbp	bk	sfa	sha
2013	11.91	1-0	9	0	0	0/0	0	11.1	20	16	15	7	12	8	1	2	64	.377	1	2	1	1	1
2014	3.00	5-2	18	11	1	0/1	0	69.0	72	24	23	13	45	18	0	3	289	.276	2	5	2	2	8
2015	5.28	3-1	6	1	0	0/0	0	15.1	20	9	9	3	14	6	0	2	69	.308	2	0	0	1	0
2016	2.59	6-3	14	11	0	0/0	0	62.2	68	20	18	14	30	7	1	4	264	.280	7	1	4	1	5
TOTAL	3.69	15-6	47	23	1	0/1	0	158.1	180	69	65	37	101	39	2	11	686	.289	12	8	7	5	14



#33 TURNER BISHOP • Jr. • OF • 6-1 • 195 • L/L • Virginia Beach, Va. • Kellam

PERSONAL: Turner Bishop is the son of Eddie and Carolyn Bishop ... He has two brothers, Taylor and Travis and one sister, Darcey ... Majoring in criminal justice.

2015: 11 appearances.

MISCELLANEOUS

2016 Season Highs

At Bats	5 three times
Runs	2 vs FIU
Hits	4 at Charlotte
RBI	4 vs FIU
2B	1 six times
3B	---
HR	1 four times
Walks	1 five times
SB	1 at West Virginia
Putouts	4 vs Florida Atlantic
Assists	---

Career Highs

At Bats	5 three times
Runs	2 vs FIU (4.8.2016)
Hits	4 at Charlotte (5.6.2016)
RBI	4 vs FIU (4.8.2016)
2B	1 six times
3B	---
HR	1 four times
Walks	1 five times
SB	1 at WVU (3.12.2015)
Putouts	4 vs FAU (4.2.2016)
Assists	---

2016 GAME-BY-GAME STATS

**2016 ODU Baseball
Individual Game-by-Game for Old Dominion (as of May 12, 2016)**

#33 Turner Bishop - 41 games (All games)

Date	Opponent	Pos	AB	R	H	RBI	2B	3B	HR	BB	SB	CS	HBP	SAC	SF	GDP	K	PO	A	E	Avg
Feb 19	vs NC State	*dh	4	0	0	1	0	0	0	0	0	0	0	0	0	0	0	0	0	0	.000
Feb 20	vs Kent State	*dh	1	0	0	0	0	0	0	1	0	0	0	0	0	0	1	0	0	0	.000
Feb 21	vs Appalachian State	dh	0	1	0	0	0	0	0	0	0	1	0	0	0	0	0	0	0	0	.000
Feb 23	NORFOLK STATE	dh	1	0	0	0	0	0	0	0	0	0	0	0	0	0	1	0	0	0	.000
Feb 26	MANHATTAN	*of	3	0	0	0	0	0	0	0	0	0	0	0	0	0	3	1	0	0	.000
Feb 27	VIRGINIA TECH	ph/of	1	0	0	0	0	0	0	0	0	0	0	0	0	0	0	0	0	0	.000
Feb 28	DELAWARE	*dh	4	0	1	0	1	0	0	1	0	0	0	0	0	0	1	0	0	0	.071
Mar 1	LIBERTY	ph	1	0	1	2	0	0	0	0	0	0	0	0	0	0	0	0	0	0	.133
Mar 05	RUTGERS-2	*dh	5	1	1	0	1	0	0	0	0	0	0	0	0	0	1	0	0	0	.150
Mar 06	RUTGERS	*dh	4	0	0	0	0	0	0	0	0	0	0	0	0	0	0	0	0	0	.125
Mar 11	at West Virginia	*of	3	0	1	1	0	0	0	0	0	0	0	0	0	0	1	0	0	0	.148
Mar 12	at West Virginia-1	*of	3	0	1	0	0	0	0	0	0	0	0	0	0	0	1	2	0	0	.167
Mar 12	at West Virginia	*of	2	0	0	0	0	0	0	0	1	0	0	0	0	0	0	0	0	0	.156
Mar 15	PRINCETON	*of	2	0	0	0	0	0	0	0	0	0	0	0	0	0	0	0	0	0	.147
Mar 18	WESTERN KENTUCK	ph	1	0	1	0	0	0	0	0	0	0	0	0	0	0	0	0	0	0	.171
Mar 18	WESTERN KENTUCK	*dh	3	1	1	0	0	0	0	0	0	0	0	0	0	0	2	0	0	0	.184
Mar 19	WESTERN KENTUCK	ph/dh	1	1	1	0	0	0	0	0	0	0	0	0	0	0	0	0	0	0	.205
Mar 22	VMI	*dh	3	1	1	1	0	0	0	0	0	0	0	0	0	0	1	0	0	0	.214
Mar 23	VMI	ph	1	1	1	1	0	0	1	0	0	0	0	0	0	0	0	0	0	0	.233
Mar 25	at RICE	*dh	3	1	1	0	0	0	0	0	0	0	0	0	0	0	1	0	0	0	.239
Mar 26	at RICE	ph	1	0	0	0	0	0	0	0	0	0	0	0	0	0	0	0	0	0	.234
Mar 27	at RICE	*dh	2	1	1	0	0	0	0	1	0	0	0	0	0	0	1	0	0	0	.245
Apr 1	FLORIDA ATLANTIC	ph	1	0	1	0	0	0	0	0	0	0	0	0	0	0	0	0	0	0	.260
Apr 02	FLORIDA ATLANTIC	*of	4	0	0	0	0	0	0	0	0	0	0	0	0	0	1	4	0	0	.241
Apr 06	WILLIAM & MARY	*dh	3	1	1	2	1	0	0	0	0	0	0	0	0	0	2	0	0	0	.246
Apr 08	at FIU	*dh	5	2	3	4	0	0	1	0	0	0	0	0	0	0	0	0	0	0	.274
Apr 09	at FIU	*dh	5	0	0	0	0	0	0	0	0	0	0	0	0	0	2	0	0	0	.254
Apr 10	at FIU	*dh	4	0	1	0	0	0	0	0	0	0	0	0	0	0	2	2	0	0	.254
Apr 15	UTSA	*dh	4	0	1	0	0	0	0	0	0	0	0	0	0	0	1	0	0	0	.253
Apr 17	UTSA	*of	3	0	0	0	0	0	0	0	0	0	0	0	0	0	3	0	0	0	.244
Apr 19	at VMI	*of	4	1	1	0	1	0	0	0	0	0	0	0	0	0	0	0	0	0	.244
Apr 22	at Louisiana Tech	*dh	4	1	2	1	0	0	1	0	0	0	0	0	0	0	2	0	0	0	.256
Apr 23	at Louisiana Tech	*of	3	0	0	0	0	0	0	1	0	0	0	0	0	0	0	2	0	0	.247
Apr 24	at Louisiana Tech	*of	2	0	0	0	0	0	0	0	0	0	0	0	0	0	1	1	0	0	.242
Apr 26	VIRGINIA	*dh	3	0	1	0	0	0	0	0	0	0	0	0	0	0	0	0	0	0	.245
Apr 29	UAB	*of	2	0	0	0	0	0	0	0	0	0	0	0	0	0	0	2	0	0	.240
Apr 30	UAB-2	*of	3	0	1	0	0	0	0	0	0	0	0	0	0	0	0	0	0	0	.242
May 06	at Charlotte	*of	4	1	4	2	1	0	1	0	0	0	0	0	0	0	0	0	0	0	.272
May 07	at Charlotte	*of	3	1	2	1	1	0	0	1	0	0	0	0	0	0	1	3	0	0	.283
May 08	at Charlotte	*of	4	0	0	0	0	0	0	0	0	0	0	0	0	1	1	2	0	0	.273
May 11	at Liberty	*of	1	0	1	0	0	0	0	0	0	0	0	0	0	0	0	0	0	0	.279
Totals			32gs	111	15	31	16	6	4	5	1	0	1	0	0	1	30	19	0	0	.279

On base pct. .316 • Slugging pct. .441

CAREER STATS

Year	avg	gp-gs	ab	r	h	2b	3b	hr	rbi	tb	slg%	bb	hbp	so	gdp	ob%	sf	sh	sb-att	po	a	e	fld%
2014	.000	0-0	0	0	0	0	0	0	0	0	.000	0	0	0	0	.000	0	0	0-0	0	1	0	1.000
2015	.000	1-1	3	0	0	0	0	0	0	0	.000	0	0	0	0	.000	0	0	0-0	0	2	1	.667
2016	.279	41-32	111	15	31	6	0	4	16	49	.441	5	1	30	1	.316	0	0	1-1	19	0	0	1.000
TOTAL	.272	42-33	114	15	31	6	0	4	16	49	.430	5	1	30	1	.308	0	0	1-1	19	3	1	.957

Year	era	w-l	app	gs	cg	sho	sv	ip	h	r	er	bb	so	2b	3b	hr	bf	bavg	wp	hbp	bk	sfa	sha
2014	2.95	3-1	16	0	0	0/1	0	18.1	9	6	6	14	8	0	0	0	83	.145	0	6	2	1	0
2015	7.11	0-0	11	0	0	0/0	0	12.2	17	11	10	12	8	4	0	2	68	.327	4	1	1	1	2
TOTAL	4.65	3-1	27	0	0	0/1	0	31.0	26	17	16	26	16	4	0	2	151	.228	4	7	3	2	2



#34 SAM SINNEN • Jr. • RHP • 5-11 • 205 • R/R • Virginia Beach, Va. • Kellam

PERSONAL: Sam Sinnen is the son of Matthew and Tina Sinnen ... He has three brothers, Brooks, his twin Kurt and Turner ... Majoring in management ... Interested in real estate.

2015: Second Team All-C-USA selection ... Team leader in wins with six and 53 strikeouts in 66.2 innings ... Three saves ... 3-2 in C-USA games ... Opponents hit .244 ... Fanned three in 1.2 innings vs. Penn ... Did not allow an earned run in his first six appearances this year.

MISCELLANEOUS

2016 Season Highs

IP (S)	6.1 vs UAB
IP (R)	3.2 vs UTSA
K	6 three times
BB	5 vs UAB
NP	113 vs UAB
H Allowed (S)	7 two times
H Allowed (R)	2 two times
HR Allowed	1 three times
Runs Allowed (S)	7 vs FIU
Runs Allowed (R)	1 at LA Tech
ER Allowed (S)	5 three times
ER Allowed (R)	1 at LA Tech

2016 Breakdown

Opp. Avg.	.234
vs. Left	.259
vs. Right	.219
WHIP	1.14
K/IP	45/59.2

Career Highs

IP (S)	7.0 four times
IP (R)	3.2 vs UTSA (4.15.2016)
K	8 vs FIU (5.2.2015)
BB	5 vs UAB (4.29.2016)
NP	113 vs UAB (4.29.2016)
H Allowed (S)	7 three times
H Allowed (R)	7 at WKU (3.15.2015)
HR Allowed	1 four times
Runs Allowed (S)	7 vs FIU (4.8.2016)
Runs Allowed (R)	5 at WKU (3.15.2015)
ER Allowed (S)	5 four times
ER Allowed (R)	5 at WKU (3.15.2015)

2016 GAME-BY-GAME STATS

**2016 ODU Baseball
Individual Game-by-Game for Old Dominion (as of May 12, 2016)**

#34 Sam Sinnen - 8 games (All games)

Date	Opponent	Pos	AB	R	H	RBI	2B	3B	HR	BB	SB	CS	HBP	SAC	SF	GDP	K	PO	A	E	Avg
Feb 19	vs NC State	*p	0	0	0	0	0	0	0	0	0	0	0	0	0	0	0	1	2	0	.000
Feb 26	MANHATTAN	*p	0	0	0	0	0	0	0	0	0	0	0	0	0	0	0	0	2	0	.000
Mar 05	RUTGERS-1	*p	0	0	0	0	0	0	0	0	0	0	0	0	0	0	0	1	1	0	.000
Mar 18	WESTERN KENTUCK	*p	0	0	0	0	0	0	0	0	0	0	0	0	0	0	0	2	0	0	.000
Apr 15	UTSA	p	0	0	0	0	0	0	0	0	0	0	0	0	0	0	0	0	2	0	.000
Apr 23	at Louisiana Tech	p	0	0	0	0	0	0	0	0	0	0	0	0	0	0	0	0	0	1	.000
Apr 29	UAB	*p	0	0	0	0	0	0	0	0	0	0	0	0	0	0	0	0	0	1	.000
May 06	at Charlotte	*p	0	0	0	0	0	0	0	0	0	0	0	0	0	0	0	0	1	0	.000
Totals		6gs	0	0	0	0	0	0	0	0	0	0	0	0	0	0	0	4	8	2	.000

On base pct. .000 • Slugging pct. .000


#34 Sam Sinnen - 13 appearances (All games)

Date	Opponent	GS	IP	H	R	ER	BB	SO	2B	3B	HR	WP	BK	HBP	IBB	Score	W-L	Sv	ERA	NP
Feb 19	vs NC State	*	5.0	2	0	0	2	3	0	0	0	0	0	0	0	5-0	1-0	0	0.00	59
Feb 26	MANHATTAN	*	5.0	4	2	1	2	4	2	0	0	1	0	1	0	6-5	1-0	0	0.90	74
Mar 05	RUTGERS-1	*	6.0	2	0	0	0	4	1	0	0	0	0	1	0	4-2	1-0	0	0.56	88
Mar 11	at West Virginia	*	5.1	4	2	1	1	3	2	0	0	0	1	0	0	3-4	1-0	0	0.84	77
Mar 18	WESTERN KENTUCK	*	5.0	6	3	3	0	6	1	0	0	0	1	0	0	8-3	2-0	0	1.71	91
Mar 25	at RICE	*	5.1	6	2	2	0	2	0	0	0	0	0	0	0	1-3	2-1	0	1.99	65
Apr 1	FLORIDA ATLANTIC	*	5.0	7	5	5	3	6	1	0	0	0	1	0	0	7-10	2-1	0	2.95	91
Apr 08	at FIU	*	3.1	6	7	5	3	2	1	0	0	0	0	0	0	12-11	2-1	0	3.83	78
Apr 15	UTSA	*	3.2	1	0	0	1	4	0	0	0	0	0	0	0	5-2	3-1	0	3.50	59
Apr 19	at VMI	*	1.2	2	0	0	1	1	1	0	0	0	0	0	0	6-8	3-1	0	3.38	28
Apr 23	at Louisiana Tech	*	3.0	2	1	1	0	0	0	0	1	0	0	0	0	4-2	3-1	1	3.35	39
Apr 29	UAB	*	6.1	3	2	2	5	6	0	1	1	1	0	0	0	6-3	4-1	1	3.29	113
May 06	at Charlotte	*	5.0	7	5	5	2	4	0	0	1	0	0	0	0	8-6	5-1	1	3.77	89
Totals		10	59.2	52	29	25	20	45	9	1	3	2	1	4	0	75-59	5-1	1	3.77	-

CAREER STATS

Year	avg	gp-gs	ab	r	h	2b	3b	hr	rbi	tb	slg%	bb	hbp	so	gdp	ob%	sf	sh	sb-att	po	a	e	fld%
2014	.000	0-0	0	0	0	0	0	0	0	0	.000	0	0	0	0	.000	0	0	0-0	1	3	0	1.000
2015	.000	0-0	0	0	0	0	0	0	0	0	.000	0	0	0	0	.000	0	0	0-0	7	4	0	1.000
2016	.000	0-0	0	0	0	0	0	0	0	0	.000	0	0	0	0	.000	0	0	0-0	4	8	2	.857
TOTAL	.000	0-0	0	0	0	0	0	0	0	0	.000	0	0	0	0	.000	0	0	0-0	12	15	2	.931

Year	era	w-l	app	gs	cg	sho	sv	ip	h	r	er	bb	so	2b	3b	hr	bf	bavg	wp	hbp	bk	sfa	sha
2014	2.22	1-0	16	1	0	0/1	0	24.1	19	10	6	13	14	5	0	1	106	.218	1	2	0	1	3
2015	2.84	6-3	21	7	0	0/3	3	66.2	63	26	21	15	53	16	1	1	278	.244	3	1	0	2	2
2016	3.77	5-1	13	10	0	0/1	1	59.2	52	29	25	20	45	9	1	3	254	.234	2	4	1	2	6
TOTAL	3.11	12-4	50	18	0	0/5	4	150.2	134	65	52	48	112	30	2	5	638	.236	6	7	1	5	11



#40 ADAM BAINBRIDGE • Jr. • LHP • 6-3 • 190 • L/L • Sinking Spring, Pa. • Wilson

PERSONAL: Adam Bainbridge is the son of Rich and Lynne Bainbridge ... He has two brothers, Andrew and Matt and one sister, Emily ... Majoring in finance.

2015: Team best ERA at 2.39 ... Two saves ... Complete game victory over Marshall ... Fanned career high six vs. Marshall ... Opponents hit .215 ... 4-1 with a 2.57 ERA in C-USA games.

MISCELLANEOUS

2016 Season Highs

IP (S)	5.0 four times
IP (R)	2.2 vs Florida Atlantic
K	4 at West Virginia
BB	4 vs WKU
NP	83 at West Virginia
H Allowed (S)	9 two times
H Allowed (R)	3 vs Florida Atlantic
HR Allowed	2 at Charlotte
Runs Allowed (S)	5 three times
Runs Allowed (R)	2 vs Florida Atlantic
ER Allowed (S)	5 three times
ER Allowed (R)	2 vs Florida Atlantic

2016 Breakdown

Opp. Avg.	.353
vs. Left	.396
vs. Right	.336
WHIP	1.77
K/IP	19/46.1

Career Highs

IP (S)	9.0 vs Marshall (4.19.2015)
IP (R)	2.2 two times
K	6 vs Marshall (4.19.2015)
BB	4 vs WKU (3.18.2016)
NP	111 vs Marshall (4.19.2015)
H Allowed (S)	9 two times
H Allowed (R)	3 three times
HR Allowed	2 at Charlotte (5.8.2016)
Runs Allowed (S)	5 three times
Runs Allowed (R)	2 four times
ER Allowed (S)	5 three times
ER Allowed (R)	2 two times

2016 GAME-BY-GAME STATS

**2016 ODU Baseball
Individual Game-by-Game for Old Dominion (as of May 12, 2016)**

#40 Adam Bainbridge - 9 games (All games)

Date	Opponent	Pos	AB	R	H	RBI	2B	3B	HR	BB	SB	CS	HBP	SAC	SF	GDP	K	PO	A	E	Avg
Feb 21	vs Appalachian State	*p	0	0	0	0	0	0	0	0	0	0	0	0	0	0	0	1	1	0	.000
Mar 06	RUTGERS	*p	0	0	0	0	0	0	0	0	0	0	0	0	0	0	0	0	2	0	.000
Mar 18	WESTERN KENTUCK	*p	0	0	0	0	0	0	0	0	0	0	0	0	0	0	0	0	2	0	.000
Mar 26	at RICE	*p	0	0	0	0	0	0	0	0	0	0	0	0	0	0	0	1	1	0	.000
Mar 30	at Virginia	*p	0	0	0	0	0	0	0	0	0	0	0	0	0	0	0	1	1	0	.000
Apr 03	FLORIDA ATLANTIC	p	0	0	0	0	0	0	0	0	0	0	0	0	0	0	0	0	1	0	.000
Apr 10	at FIU	*p	0	0	0	0	0	0	0	0	0	0	0	0	0	0	0	1	4	0	.000
Apr 17	UTSA	*p	0	0	0	0	0	0	0	0	0	0	0	0	0	0	0	0	2	0	.000
May 08	at Charlotte	*p	0	0	0	0	0	0	0	0	0	0	0	0	0	0	0	0	3	0	.000
Totals		8gs	0	0	0	0	0	0	0	0	0	0	0	0	0	0	0	4	17	0	.000

On base pct. .000 • Slugging pct. .000

#40 Adam Bainbridge - 12 appearances (All games)

Date	Opponent	GS	IP	H	R	ER	BB	SO	2B	3B	HR	WP	BK	HBP	IBB	Score	W-L	Sv	ERA	NP
Feb 21	vs Appalachian State	*	5.0	5	1	1	1	1	1	0	0	0	0	0	0	12-3	1-0	0	1.80	61
Feb 28	DELAWARE	*	4.2	6	2	2	0	0	0	1	1	0	0	2	0	10-4	1-0	0	2.79	60
Mar 06	RUTGERS	*	5.0	5	2	2	1	1	0	0	0	0	1	0	0	2-5	1-0	0	3.07	66
Mar 12	at West Virginia	*	5.0	9	3	2	1	4	3	0	0	0	0	0	0	5-6	1-0	0	3.20	83
Mar 18	WESTERN KENTUCK	*	4.0	7	2	2	4	3	2	0	0	0	0	0	0	4-2	1-0	0	3.42	76
Mar 26	at RICE	*	2.2	5	5	5	2	1	2	0	1	0	0	0	0	2-6	1-1	0	4.78	55
Mar 30	at Virginia	*	2.2	4	2	2	1	2	1	0	0	1	0	0	0	5-4	1-1	0	4.97	43
Apr 03	FLORIDA ATLANTIC	*	2.2	3	2	2	2	0	1	0	0	0	0	0	0	0-11	1-1	0	5.12	32
Apr 10	at FIU	*	5.0	3	0	0	3	3	0	0	0	0	0	0	0	11-1	2-1	0	4.42	77
Apr 17	UTSA	*	3.1	4	4	1	1	2	0	0	0	0	0	0	0	2-7	2-2	0	4.28	56
Apr 24	at Louisiana Tech	*	2.1	7	5	5	1	1	1	1	0	0	0	0	0	0-12	2-3	0	5.10	53
May 08	at Charlotte	*	4.1	9	5	5	0	1	1	0	2	0	0	0	0	2-5	2-4	0	5.59	65
Totals		11	46.2	67	33	29	17	19	12	2	4	1	0	3	0	55-66	2-4	0	5.59	-

CAREER STATS

Year	avg	gp-gs	ab	r	h	2b	3b	hr	rbi	tb	slg%	bb	hbp	so	gdp	ob%	sf	sh	sb-att	po	a	e	fld%
2015	.000	0-0	0	0	0	0	0	0	0	0	.000	0	0	0	0	.000	0	0	0-0	2	9	0	1.000
2016	.000	0-0	0	0	0	0	0	0	0	0	.000	0	0	0	0	.000	0	0	0-0	4	17	0	1.000
TOTAL	.000	0-0	0	0	0	0	0	0	0	0	.000	0	0	0	0	.000	0	0	0-0	6	26	0	1.000

Year	era	w-l	app	gs	cg	sho	sv	ip	h	r	er	bb	so	2b	3b	hr	bf	bavg	wp	hbp	bk	sfa	sha
2014	0.00	0-0	9	0	0	0/0	0	6.1	5	0	0	3	5	0	0	0	27	.208	0	0	0	0	0
2015	2.39	4-1	21	8	1	0/2	2	67.2	52	21	18	14	33	9	1	1	265	.215	3	3	0	1	5
2016	5.59	2-4	12	11	0	0/0	0	46.2	67	33	29	17	19	12	2	4	218	.353	1	3	0	2	6
TOTAL	3.51	6-5	42	19	1	0/2	2	120.2	124	54	47	34	57	21	3	5	510	.272	4	6	0	3	11



#42 JOEY BENITEZ • Jr. • LHP • 6-1 • 185 • L/L • Crofton, Md. • Archbishop Spalding

PERSONAL: Joseph Benitez is the son of Rick and Lisa Benitez and he has one brother, Nick ... Volunteered his time with Happy Helpers and Sarah's House ... Majoring in psychology ... Battled and defeated papillary thyroid cancer and had surgery to remove his thyroid, plus 24 lymph nodes.

2015: 18 appearances ... Eight starts ... Picked up save vs. W&M ... Fanned four in a game vs. Rice and ECU.

MISCELLANEOUS	
2016 Season Highs	
IP (S)	5.0 vs Norfolk State
IP (R)	5.1 at LA Tech
K	5 at LA Tech
BB	3 three times
NP	92 at LA Tech
H Allowed (S)	5 two times
H Allowed (R)	6 at LA Tech
HR Allowed	1 vs Liberty
Runs Allowed (S)	3 vs UAB
Runs Allowed (R)	3 three times
ER Allowed (S)	2 vs Norfolk State
ER Allowed (R)	3 three times
2016 Breakdown	
Opp. Avg.	.303
vs. Left	.225
vs. Right	.333
WHIP	1.59
K/IP	23/38.1
Career Highs	
IP (S)	6.0 vs ECU (4.15.2015)
IP (R)	5.1 at LA Tech (4.22.2016)
K	5 at LA Tech (4.22.2016)
BB	3 two times
NP	92 at LA Tech (4.22.2016)
H Allowed (S)	9 vs Rice (3.21.2015)
H Allowed (R)	6 at LA Tech (4.22.2016)
HR Allowed	1 six times
Runs Allowed (S)	6 vs Rice (3.21.2015)
Runs Allowed (R)	5 vs VCU (4.8.2015)
ER Allowed (S)	5 vs Rice (3.21.2015)
ER Allowed (R)	4 times

2016 GAME-BY-GAME STATS																									
2016 ODU Baseball																									
Individual Game-by-Game for Old Dominion (as of May 12, 2016)																									
#42 Joey Benitez - 10 games (All games)																									
Date	Opponent	Pos	AB	R	H	RBI	2B	3B	HR	BB	SB	CS	HBP	SAC	SF	GDP	K	PO	A	E	Avg				
Feb 23	NORFOLK STATE	*p	0	0	0	0	0	0	0	0	0	0	0	0	0	0	0	0	2	0	0	.000			
Feb 27	VIRGINIA TECH	p	0	0	0	0	0	0	0	0	0	0	0	0	0	0	0	1	0	0	.000				
Mar 05	RUTGERS-2	p	0	0	0	0	0	0	0	0	0	0	0	0	0	0	0	0	1	0	.000				
Mar 15	PRINCETON	p	0	0	0	0	0	0	0	0	0	0	0	0	0	0	0	0	1	0	.000				
Mar 23	VMI	*p	0	0	0	0	0	0	0	0	0	0	0	0	0	0	0	0	2	0	.000				
Apr 06	WILLIAM & MARY	p	0	0	0	0	0	0	0	0	0	0	0	0	0	0	0	0	2	0	.000				
Apr 17	UTSA	p	0	0	0	0	0	0	0	0	0	0	0	0	0	0	0	0	1	0	.000				
Apr 22	at Louisiana Tech	p	0	0	0	0	0	0	0	0	0	0	0	0	0	0	0	0	1	0	.000				
Apr 30	UAB-2	*p	0	0	0	0	0	0	0	0	0	0	0	0	0	0	0	1	0	1	.000				
May 08	at Charlotte	p	0	0	0	0	0	0	0	0	0	0	0	0	0	0	0	1	0	0	.000				
Totals		3gs	0	0	0	0	0	0	0	0	0	0	0	0	0	0	0	3	10	1	.000				
On base pct. .000 • Slugging pct. .000																									
#42 Joey Benitez - 17 appearances (All games)																									
Date	Opponent	GS	IP	H	R	ER	BB	SO	2B	3B	HR	WP	BK	HBP	IBB	Score	W-L	Sv	ERA	NP					
Feb 23	NORFOLK STATE	*	4.0	5	2	2	3	2	1	0	0	0	0	0	0	5-3	1-0	0	4.50	69					
Feb 27	VIRGINIA TECH		2.0	2	3	3	1	3	1	0	0	1	0	1	0	1-22	1-0	0	7.50	33					
Mar 1	LIBERTY		1.0	1	1	1	0	1	0	0	1	0	0	1	0	7-6	1-0	0	7.71	18					
Mar 05	RUTGERS-2		2.0	4	3	3	1	0	0	0	0	0	0	1	0	7-4	1-0	0	9.00	41					
Mar 12	at West Virginia-1		0.2	1	0	0	2	0	0	0	0	0	0	0	0	5-4	1-0	0	8.38	21					
Mar 15	PRINCETON		3.0	4	1	1	0	1	0	0	0	1	0	0	0	7-6	1-0	0	7.11	37					
Mar 19	WESTERN KENTUCK		1.0	0	0	0	1	0	0	0	0	0	0	0	0	12-8	1-0	0	6.59	9					
Mar 23	VMI	*	5.0	4	1	1	0	3	1	0	0	0	0	0	0	6-5	1-0	0	5.30	50					
Mar 27	at RICE		0.2	2	0	0	0	0	0	0	0	0	0	0	0	2-8	1-0	0	5.12	6					
Apr 02	FLORIDA ATLANTIC		0.1	1	0	0	0	1	1	0	0	0	0	0	0	1-3	1-0	0	5.03	7					
Apr 06	WILLIAM & MARY		1.0	2	0	0	0	0	0	0	0	0	0	0	0	7-1	1-0	0	4.79	18					
Apr 17	UTSA		3.0	2	0	0	1	2	0	0	0	0	0	0	0	2-7	1-0	0	4.18	29					
Apr 22	at Louisiana Tech		5.1	6	3	3	3	5	3	1	0	0	1	0	0	4-11	1-0	0	4.34	92					
Apr 26	VIRGINIA	*	3.0	2	1	1	3	1	0	0	0	0	0	0	0	4-8	1-0	0	4.22	50					
Apr 30	UAB-2	*	4.0	5	3	1	2	3	1	0	0	0	0	0	0	3-6	1-0	0	4.00	52					
May 08	at Charlotte		0.2	0	0	0	0	0	0	0	0	0	0	0	0	2-5	1-0	0	3.93	6					
May 11	at Liberty		1.2	3	1	1	0	1	1	0	0	0	0	0	0	6-7	1-0	0	3.99	24					
Totals		4	38.1	44	19	17	17	23	9	1	1	2	0	4	0	81-114	1-0	0	3.99	-					

CAREER STATS																									
Year	avg	gp-gs	ab	r	h	2b	3b	hr	rbi	tb	slg%	bb	hbp	so	gdp	ob%	sf	sh	sb-att	po	a	e	fld%		
2014	.000	0-0	0	0	0	0	0	0	0	0	.000	0	0	0	0	.000	0	0	0-0	0	3	0	1.000		
2015	.000	0-0	0	0	0	0	0	0	0	0	.000	0	0	0	0	.000	0	0	0-0	1	8	0	1.000		
2016	.000	0-0	0	0	0	0	0	0	0	0	.000	0	0	0	0	.000	0	0	0-0	3	10	1	.929		
TOTAL	.000	0-0	0	0	0	0	0	0	0	0	.000	0	0	0	0	.000	0	0	0-0	4	21	1	.962		
Year	era	w-l	app	gs	cq	sho	sv	ip	h	r	er	bb	so	2b	3b	hr	bf	bavg	wp	hbp	bk	sfa	sha		
2014	3.00	1-1	10	0	0	0/0	0	12.0	12	5	4	4	7	3	0	1	50	.267	2	0	0	0	1		
2015	5.54	1-2	18	8	0	0/1	1	50.1	75	34	31	11	27	9	2	4	233	.357	1	4	0	4	4		
2016	3.99	1-0	17	4	0	0/0	0	38.1	44	19	17	17	23	9	1	1	171	.303	2	4	0	0	5		
TOTAL	4.65	3-3	45	12	0	0/1	1	100.2	131	58	52	32	57	21	3	6	454	.328	5	8	0	4	10		

**#29 EVAN BAER • Fr. • INF • 6-1 • 200 • R/R • Virginia Beach, Va. • Princess Anne**

- Member of the Princess Anne High School baseball team that won the 2015 Conference Championship and advanced to the Regional Tournament quarterfinals, marking the first regional appearance for Princess Anne in 10 years
- Recorded a batting average of .410 as a senior
- Named First Team All-Atlantic Conference, Second Team All-Tidewater and Co-Conference Player of the year over his career.

**#37 NEIL RING • Fr. • C • 5-10 • 195 • R/R • Appomattox, Va. • Blair Academy**

- Named All-Prep A and All-MAPL in 2015
- Helped lead the team to a New Jersey State Prep A Championship two times (2014 & 2015)
- Played in the Triple Crown Richmond All-Star game in 2014
- Batted .400 as a senior
- Also played football at Blair Academy and was named All-Prep in 2014

**#43 ISAIAH NELSON • Fr. • LHP • 5-11 • 170 • L/L • Norfolk, Va. • Norfolk Academy**

- Named First Team All-TCIS in 2013
- Also earned First Team All-TCIS and First Team All-State honors in 2014
- Helped lead Norfolk Academy to a TCIS Championship in 2014

**#44 DREW MOYER • Fr. • RHP • 6-6 • 200 • R/R • Newport News, Va. • Woodside**

- Member of the Woodside High School baseball team that made an appearance in the 2015 Regional Tournament
- Went 8-2 overall with a 1.9 ERA in 2015
- Named First Team 6A All-Region as a junior and senior
- Also earned First Team All-TCIS as a sophomore and junior and Second Team All-TCIS as an eighth grader playing on varsity at Hampton Roads Academy.

**#45 JACK JETT • Fr. • RHP • 6-4 • 205 • R/R • Reedville, Va. • Northumberland**

- Starting pitcher on the 2014 State Champion Northumberland High School baseball team
- Went 8-2 on the mound with a 2.8 ERA and recorded a .546 batting average to earn First Team All-Conference, Region, and State at second base
- Named to the All-Conference, All-Region and All-State team as a designated hitter as a senior
- All-Academic team all four years of high school and was a member of the Beta Club and the Peer Leaders Association

2016 STARTS BY POSITION/BATTING ORDER

Player	GS	Position											Batting Order																									
		p	c	1b	2b	3b	ss	lf	cf	rf	of	dh	1st	2nd	3rd	4th	5th	6th	7th	8th	9th																	
Connor Myers	48	47	29	.	.	.	19
Jason McMurray	48	.	.	.	48	5	10	22	10	1		
Zach Rutherford	48	48	35	13	
Nick Walker	48	48	.	.	19	12	17	
Kurt Sinnen	43	.	17	18	1	18	.	21	3		
Nick Lustrino	39	39	1	26	9	3		
Turner Bishop	32	17	4	9	4	6	8	1		
Grey Finwood	28	.	.	28	19	9	.	.		
Kyle Beam	27	.	19	14	3	6	1	2	1		
Justin Hayes	26	25	1	1	25	.	.		
Seth Woodard	16	.	.	2	.	9	3	1	5	4	3			
Chris Livers	15	.	12	3	3	2	1	4	2		
Will Morgan	14	6	1	5	.	2	6		
Adam Bainbridge	11	11		
Victor Diaz	11	11		
Sam Sinnen	10	10		
Jake Josephs	5	5		
Brett Smith	4	4		
Joey Benitez	4	4		
Nick Hartman	3	3		

TEAM W-L RECORD WHEN STARTER

PITCHER:		
Victor Diaz	11	(8-3)
Adam Bainbridge	11	(5-6)
Sam Sinnen	10	(7-3)
Jake Josephs	5	(2-3)
Brett Smith	4	(3-1)
Joey Benitez	4	(2-2)
Nick Hartman	3	(2-1)
CATCHER:		
Kyle Beam	19	(10-9)
Kurt Sinnen	17	(11-6)
Chris Livers	12	(8-4)
FIRST BASE:		
Grey Finwood	28	(15-13)
Kurt Sinnen	18	(12-6)
Seth Woodard	2	(2-0)
SECOND BASE:		
Jason McMurray	48	(29-19)
THIRD BASE:		
Nick Lustrino	39	(26-13)
Seth Woodard	9	(3-6)
SHORTSTOP:		
Zach Rutherford	48	(29-19)
LEFT FIELD:		
Justin Hayes	25	(18-7)
Turner Bishop	17	(8-9)
Will Morgan	6	(3-3)
CENTER FIELD:		
Connor Myers	47	(28-19)
Justin Hayes	1	(1-0)
RIGHT FIELD:		
Nick Walker	48	(29-19)
DESIGNATED HITTER:		
Turner Bishop	15	(10-5)
Kurt Sinnen	8	(5-3)
Will Morgan	8	(5-3)
Kyle Beam	8	(4-4)
Seth Woodard	5	(2-3)
Chris Livers	3	(2-1)
Connor Myers	1	(1-0)

TEAM W-L RECORD BY ORDER

LEADOFF:	
Connor Myers	29 (19-10)
Nick Walker	19 (10-9)
2ND SPOT:	
Zach Rutherford	35 (19-16)
Nick Walker	12 (10-2)
Kurt Sinnen	1 (0-1)
3RD SPOT:	
Kurt Sinnen	18 (10-8)
Nick Walker	17 (9-8)
Zach Rutherford	13 (10-3)
CLEANUP:	
Connor Myers	19 (10-9)
Kyle Beam	14 (9-5)
Jason McMurray	5 (4-1)
Turner Bishop	4 (2-2)
Seth Woodard	3 (1-2)
Chris Livers	3 (3-0)
5TH SPOT:	
Kurt Sinnen	21 (15-6)
Jason McMurray	10 (4-6)
Turner Bishop	9 (7-2)
Kyle Beam	3 (2-1)
Chris Livers	3 (1-2)
Seth Woodard	1 (0-1)
Will Morgan	1 (0-1)
6TH SPOT:	
Jason McMurray	22 (17-5)
Kyle Beam	6 (1-5)
Seth Woodard	5 (2-3)
Will Morgan	5 (3-2)
Turner Bishop	4 (1-3)
Kurt Sinnen	3 (3-0)
Chris Livers	2 (2-0)
Nick Lustrino	1 (0-1)
7TH SPOT:	
Nick Lustrino	26 (19-7)
Jason McMurray	10 (4-6)
Turner Bishop	6 (3-3)
Seth Woodard	4 (2-2)
Chris Livers	1 (1-0)
Kyle Beam	1 (0-1)
8TH SPOT:	
Grey Finwood	19 (12-7)
Nick Lustrino	9 (5-4)
Turner Bishop	8 (4-4)
Chris Livers	4 (3-1)
Seth Woodard	3 (2-1)
Will Morgan	2 (2-0)
Kyle Beam	2 (1-1)
Justin Hayes	1 (0-1)
9TH SPOT:	
Justin Hayes	25 (19-6)
Grey Finwood	9 (3-6)
Will Morgan	6 (3-3)
Nick Lustrino	3 (2-1)
Chris Livers	2 (0-2)
Kyle Beam	1 (1-0)
Jason McMurray	1 (0-1)
Turner Bishop	1 (1-0)

2016 ODU Baseball Overall Statistics for Old Dominion (as of May 11, 2016) (All games Sorted by Batting avg)

Record: 29-19 Home: 17-9 Away: 9-10 Neutral: 3-0 C-USA: 12-12

Player	avg	gp-gs	ab	r	h	2b	3b	hr	rbi	tb	slg%	bb	hp	so	gdp	ob%	sf	sh	sb-att	po	a	e	fld%
Zach Rutherford	.319	48-48	191	34	61	7	3	1	23	77	.403	18	5	32	2	.389	2	8	11-13	69	183	12	.91
Connor Myers	.319	48-48	188	39	60	15	0	5	34	90	.479	22	3	39	1	.388	6	3	16-21	119	3	5	.91
Turner Bishop	.279	41-32	111	15	31	6	0	4	16	49	.441	5	1	30	1	.316	0	0	1-1	19	0	0	1.0
Kurt Sinnen	.277	47-43	159	14	44	10	1	2	28	62	.390	25	2	19	5	.376	3	4	3-3	256	18	3	.91
Nick Walker	.274	48-48	175	37	48	10	3	0	30	64	.366	38	4	31	4	.405	5	1	18-22	105	5	1	.91
Jason McMurray	.261	48-48	176	24	46	12	2	1	27	65	.369	19	2	32	2	.335	3	3	5-7	120	127	5	.91
Will Morgan	.241	24-14	54	5	13	3	1	0	6	18	.333	6	0	11	2	.317	0	1	2-3	11	0	2	.81
Nick Lustrino	.238	45-39	143	21	34	4	0	0	10	38	.266	22	4	10	3	.355	0	6	3-6	24	68	6	.91
Chris Livers	.231	28-15	65	8	15	3	0	0	7	18	.277	7	0	11	0	.301	1	2	1-1	102	7	1	.91
Justin Hayes	.218	45-26	101	19	22	3	1	0	13	27	.267	8	1	25	1	.279	1	3	7-10	45	4	2	.91
Kyle Beam	.200	31-27	90	14	18	3	1	3	18	32	.356	14	3	31	3	.321	2	0	0-0	79	16	2	.91
Seth Woodard	.154	19-16	39	8	6	1	1	3	6	18	.462	6	5	13	1	.340	0	0	1-1	16	13	1	.91
Grey Finwood	.136	42-28	81	7	11	1	0	0	4	12	.148	9	6	32	2	.268	1	3	2-2	276	13	3	.91
Darius Gillus	.100	13-0	10	0	1	0	0	0	2	1	.100	1	0	4	1	.182	0	0	0-0	13	1	1	.91
Bryce Windham	.000	18-0	5	5	0	0	0	0	0	0	.000	1	0	2	0	.167	0	1	1-1	0	5	1	.81
Cory Alexander	.000	9-0	1	5	0	0	0	0	0	0	.000	0	0	1	0	.000	0	0	0-0	0	0	0	.01
Totals	.258	48	1589	255	410	78	13	19	224	571	.359	201	36	323	28	.350	24	35	71-91	1276	537	56	.91
Opponents	.287	48	1630	248	468	79	10	25	220	642	.394	162	30	283	34	.359	18	48	35-51	1255	465	72	.91

LOB - Team (376), Opp (366). DPs turned - Team (45), Opp (37). CI - Team (2), SINNEN, K 1, BEAM, K 1, Opp (1). IBB - Team (8), MYERS, C 4, LUSTRINO, N 2, RUTHERFORD,Z 1, WALKER, N 1, Opp (3). Picked off - MORGAN, W 2, WALKER, N 2, HAYES, J 1, MYERS, C 1, RUTHERFORD,Z 1.

(All games Sorted by Earned run avg)

Player	era	w-l	app	gs	cg	sho	sv	ip	h	r	er	bb	so	2b	3b	hr	b/avg	wp	hp	bk	sfa	sf
Victor Diaz	2.59	6-3	14	11	0	0/0	0	62.2	68	20	18	14	30	7	1	4	.280	7	1	4	1	
Grayson Bailey	3.63	2-0	18	0	0	0/0	2	22.1	17	13	9	12	16	3	0	0	.230	7	2	0	1	
Sam Sinnen	3.77	5-1	13	10	0	0/1	1	59.2	52	29	25	20	45	9	1	3	.234	2	4	1	2	
Brett Smith	3.89	1-2	21	4	0	0/1	2	37.0	40	17	16	16	20	3	1	2	.301	0	2	1	3	
Joey Benitez	3.99	1-0	17	4	0	0/0	0	38.1	44	19	17	17	23	9	1	1	.303	2	4	0	0	
Jake Josephs	4.54	2-2	22	5	0	0/1	0	33.2	39	17	17	8	15	6	2	3	.302	0	2	0	3	
Morgan Maguire	4.99	2-1	23	0	0	0/0	3	30.2	29	18	17	12	29	8	1	3	.252	8	4	1	1	
Nick Hartman	5.50	4-4	22	3	0	0/1	6	37.2	40	26	23	13	40	8	0	1	.274	10	0	0	1	
Adam Bainbridge	5.59	2-4	12	11	0	0/0	0	46.2	67	33	29	17	19	12	2	4	.353	1	3	0	2	
Culver Lamb	6.29	3-2	21	0	0	0/1	1	34.1	40	29	24	14	28	8	1	3	.290	4	3	0	1	
Thomas Busbice	7.13	1-0	17	0	0	0/0	0	17.2	23	15	14	7	12	5	0	1	.319	4	2	0	3	
Nate Matheson	17.18	0-0	8	0	0	0/1	1	3.2	7	7	7	9	5	1	0	0	.389	2	1	1	0	
Drew Moyer	45.00	0-0	1	0	0	0/0	0	1.0	2	5	5	3	1	0	0	0	.400	2	2	0	0	
Totals	4.66	29-19	48	48	0	2/2	16	425.1	468	248	220	162	283	79	10	25	.287	49	30	8	18	
Opponents	4.32	19-29	48	48	2	3/2	10	418.1	410	255	201	201	323	78	13	19	.258	38	36	2	24	

PB - Team (8), SINNEN, K 5, LIVERS, C 2, BEAM, K 1, Opp (6). Pickoffs - Team (11), BAINBRIDGE,A 4, LAMB, C 2, JOSEPHS, J 2, SINNEN, S 1, BAILEY, G 1, SMITH, B 1, Opp (7). SBA/ATT - SINNEN, K (15-21), LIVERS, C (12-14), BEAM, K (8-12), HARTMAN, N (7-9), BENITEZ, J (4-8), DIAZ, V (3-7), SINNEN, S (4-5), MAGUIRE, M (3-4), BAILEY, G (3-4), JOSEPHS, J (3-3), SMITH, B (3-3), MATHESON, N (2-2), BUSBICE, T (2-2), LAMB, C (0-2), BAINBRIDGE,A (1-2).

2016 ODU Baseball
Overall Statistics for Old Dominion (as of May 11, 2016)
(All games Sorted by Fielding pct)

Player	c	po	a	e	fld%	dp	sba	csb	sba%	pb	ci
Adam Bainbridge	21	4	17	0	1.000	2	1	1	.500	0	0
Turner Bishop	19	19	0	0	1.000	0	0	0	---	0	0
Brett Smith	9	2	7	0	1.000	1	3	0	1.000	0	0
Victor Diaz	8	2	6	0	1.000	0	3	4	.429	0	0
Jake Josephs	8	3	5	0	1.000	0	3	0	1.000	0	0
Thomas Busbice	3	1	2	0	1.000	0	2	0	1.000	0	0
Nick Walker	111	105	5	1	.991	1	0	0	---	0	0
Chris Livers	110	102	7	1	.991	2	12	2	.857	2	0
Grey Finwood	292	276	13	3	.990	26	0	0	---	0	0
Kurt Sinnen	277	256	18	3	.989	15	15	6	.714	5	1
Jason McMurray	252	120	127	5	.980	36	0	0	---	0	0
Kyle Beam	97	79	16	2	.979	1	8	4	.667	1	1
Seth Woodard	30	16	13	1	.967	1	0	0	---	0	0
Justin Hayes	51	45	4	2	.961	0	0	0	---	0	0
Connor Myers	127	119	3	5	.961	1	0	0	---	0	0
Zach Rutherford	264	69	183	12	.955	30	0	0	---	0	0
Nick Lustrino	98	24	68	6	.939	7	0	0	---	0	0
Darius Gillus	15	13	1	1	.933	0	0	0	---	0	0
Joey Benitez	14	3	10	1	.929	1	4	4	.500	0	0
Sam Sinnen	14	4	8	2	.857	0	4	1	.800	0	0
Grayson Bailey	7	0	6	1	.857	0	3	1	.750	0	0
Will Morgan	13	11	0	2	.846	0	0	0	---	0	0
Bryce Windham	6	0	5	1	.833	0	0	0	---	0	0
Nick Hartman	4	1	2	1	.750	0	7	2	.778	0	0
Culver Lamb	11	2	6	3	.727	0	0	2	.000	0	0
Morgan Maguire	7	0	5	2	.714	0	3	1	.750	0	0
Nate Matheson	1	0	0	1	.000	0	2	0	1.000	0	0
Drew Moyer	0	0	0	0	.000	0	0	0	---	0	0
Cory Alexander	0	0	0	0	.000	0	0	0	---	0	0
Totals	1869	1276	537	56	.970	45	35	16	.686	8	2
Opponents	1792	1255	465	72	.960	37	71	20	.780	6	1

2016 ODU Baseball
Conference statistics for Old Dominion (as of May 08, 2016)
(C-USA games only Sorted by Batting avg)

Record: 12-12 Home: 6-6 Away: 6-6 C-USA: 12-12

Player	avg	gp-gs	ab	r	h	2b	3b	hr	rbi	tb	slg%	bb	hp	so	gdp	ob%	sf	sh	sb-att	po	a	e	fld%
Zach Rutherford	.361	24-24	97	16	35	4	2	1	15	46	.474	7	2	17	0	.411	1	4	5-6	27	97	5	.961
Turner Bishop	.323	21-17	62	9	20	2	0	3	8	31	.500	3	0	18	1	.354	0	0	0-0	16	0	0	1.000
Kurt Sinnen	.308	24-22	78	7	24	6	1	1	15	35	.449	11	1	6	4	.391	2	4	1-1	132	9	1	.993
Connor Myers	.305	24-24	95	14	29	7	0	2	20	42	.442	7	1	20	1	.346	4	1	7-7	54	2	4	.933
Jason McMurray	.302	24-24	86	10	26	5	0	0	14	31	.360	9	1	16	1	.371	1	2	2-3	68	59	1	.992
Will Morgan	.267	12-7	30	2	8	2	0	0	2	10	.333	2	0	5	1	.313	0	1	1-1	2	0	1	.667
Darius Gillus	.250	5-0	4	0	1	0	0	0	1	1	.250	0	0	1	1	.250	0	0	0-0	2	0	1	.667
Grey Finwood	.241	19-11	29	2	7	0	0	0	2	7	.241	1	1	10	0	.290	0	3	0-0	116	3	1	.992
Justin Hayes	.227	22-13	44	10	10	3	0	0	3	13	.295	5	0	13	1	.306	0	2	3-4	23	3	1	.963
Nick Walker	.204	24-24	93	23	19	5	0	0	9	24	.258	14	2	18	3	.315	2	0	12-14	46	1	0	1.000
Chris Livers	.200	15-10	40	5	8	1	0	0	3	9	.225	3	0	7	0	.256	0	1	1-1	65	3	1	.986
Nick Lustrino	.191	22-18	68	9	13	2	0	0	3	15	.221	7	1	6	1	.276	0	4	0-1	10	40	1	.980
Kyle Beam	.114	15-13	35	5	4	2	0	0	5	6	.171	8	3	14	2	.319	1	0	0-0	43	7	2	.962
Seth Woodard	.111	9-9	18	3	2	0	1	1	2	7	.389	5	3	9	0	.385	0	0	0-0	5	8	1	.929
Bryce Windham	.000	9-0	1	2	0	0	0	0	0	0	.000	0	0	0	0	.000	0	0	1-1	0	0	0	.000
Cory Alexander	.000	3-0	0	2	0	0	0	0	0	0	.000	0	0	0	0	.000	0	0	0-0	0	0	0	.000
Totals	.264	24	780	119	206	39	4	8	102	277	.355	82	15	160	16	.341	11	22	33-39	618	272	25	.973
Opponents	.306	24	790	134	242	34	7	14	120	332	.420	84	13	129	18	.378	11	34	15-21	618	236	27	.969

LOB - Team (174), Opp (181). DPs turned - Team (23), Opp (20). CI - Team (1), BEAM, K 1, Opp (1). IBB - Team (3), MYERS, C 3, Opp (1). Picked off - MORGAN, W 1, WALKER, N 1.

(C-USA games only Sorted by Earned run avg)

Player	era	w-l	app	gs	cg	sho	sv	ip	h	r	er	bb	so	2b	3b	hr	b/avg	wp	hp	bk	sfa	sha
Joey Benitez	2.40	0-0	7	1	0	0/0	0	15.0	16	6	4	7	11	5	1	0	.308	0	1	0	0	4
Morgan Maguire	3.07	1-0	9	0	0	0/0	2	14.2	11	5	5	7	13	4	1	1	.212	3	1	0	1	1
Victor Diaz	3.29	3-2	7	7	0	0/0	0	38.1	49	15	14	8	14	3	1	3	.318	6	1	3	0	4
Grayson Bailey	3.38	1-0	8	0	0	0/0	1	10.2	8	7	4	4	9	2	0	0	.235	5	1	0	1	5
Brett Smith	4.95	0-1	10	2	0	0/0	1	20.0	22	11	11	9	6	1	1	2	.306	0	2	0	2	5
Jake Josephs	5.59	1-1	11	0	0	0/0	0	9.2	14	6	6	2	4	1	1	1	.359	0	1	0	1	0
Sam Sinnen	5.65	4-1	8	6	0	0/0	1	36.2	38	25	23	14	30	3	1	3	.271	1	2	0	2	5
Nick Hartman	6.46	0-2	8	2	0	0/0	3	15.1	16	13	11	7	17	2	0	0	.271	4	0	0	1	1
Adam Bainbridge	7.40	1-4	7	6	0	0/0	0	24.1	38	23	20	13	11	7	1	3	.380	0	0	0	1	6
Culver Lamb	8.16	1-1	10	0	0	0/0	0	14.1	19	16	13	9	10	4	0	1	.322	2	3	0	0	1
Thomas Busbice	9.00	0-0	7	0	0	0/0	0	7.0	11	7	7	4	4	2	0	0	.379	0	1	0	2	2
Totals	5.11	12-12	24	24	0	0/0	8	206.0	242	134	117	84	129	34	7	14	.306	21	13	3	11	34
Opponents	4.11	12-12	24	24	2	3/2	6	206.0	206	119	94	82	160	39	4	8	.264	17	15	0	11	22

PB - Team (3), BEAM, K 1, LIVERS, C 1, SINNEN, K 1, Opp (2). Pickoffs - Team (6), JOSEPHS, J 2, BAINBRIDGE,A 2, LAMB, C 1, SINNEN, S 1, Opp (2). SBA/ATT - LIVERS, C (8-9), DIAZ, V (3-6), BEAM, K (4-6), SINNEN, K (3-4), BENITEZ, J (2-3), BUSBICE, T (2-2), SINNEN, S (2-2), BAINBRIDGE,A (1-2), HARTMAN, N (2-2), SMITH, B (1-1), BAILEY, G (1-1), LAMB, C (0-1), JOSEPHS, J (1-1).

2016 ODU Baseball
Conference statistics for Old Dominion (as of May 08, 2016)
(C-USA games only Sorted by Fielding pct)

Player	c	po	a	e	fld%	dp	sba	csb	sba%	pb	ci
Nick Walker	47	46	1	0	1.000	0	0	0	---	0	0
Turner Bishop	16	16	0	0	1.000	0	0	0	---	0	0
Adam Bainbridge	15	2	13	0	1.000	1	1	1	.500	0	0
Victor Diaz	6	2	4	0	1.000	0	3	3	.500	0	0
Morgan Maguire	4	0	4	0	1.000	0	0	0	---	0	0
Brett Smith	3	0	3	0	1.000	0	1	0	1.000	0	0
Jake Josephs	3	0	3	0	1.000	0	1	0	1.000	0	0
Nick Hartman	1	0	1	0	1.000	0	2	0	1.000	0	0
Thomas Busbice	1	0	1	0	1.000	0	2	0	1.000	0	0
Kurt Sinnen	142	132	9	1	.993	10	3	1	.750	1	0
Jason McMurray	128	68	59	1	.992	18	0	0	---	0	0
Grey Finwood	120	116	3	1	.992	10	0	0	---	0	0
Chris Livers	69	65	3	1	.986	2	8	1	.889	1	0
Nick Lustrino	51	10	40	1	.980	3	0	0	---	0	0
Justin Hayes	27	23	3	1	.963	0	0	0	---	0	0
Kyle Beam	52	43	7	2	.962	1	4	2	.667	1	1
Zach Rutherford	129	27	97	5	.961	15	0	0	---	0	0
Connor Myers	60	54	2	4	.933	1	0	0	---	0	0
Seth Woodard	14	5	8	1	.929	1	0	0	---	0	0
Joey Benitez	5	2	2	1	.800	1	2	1	.667	0	0
Culver Lamb	5	1	3	1	.800	0	0	1	.000	0	0
Grayson Bailey	4	0	3	1	.750	0	1	0	1.000	0	0
Sam Sinnen	7	2	3	2	.714	0	2	0	1.000	0	0
Darius Gillus	3	2	0	1	.667	0	0	0	---	0	0
Will Morgan	3	2	0	1	.667	0	0	0	---	0	0
Cory Alexander	0	0	0	0	.000	0	0	0	---	0	0
Bryce Windham	0	0	0	0	.000	0	0	0	---	0	0
Totals	915	618	272	25	.973	23	15	6	.714	3	1
Opponents	881	618	236	27	.969	20	33	6	.846	2	1