



OLD DOMINION

2021-22 WOMEN'S BASKETBALL

3 NATIONAL CHAMPIONSHIPS /// 1,100+ PROGRAM WINS /// 25 NCAA APPEARANCES

2021-22 SCHEDULE/RESULTS

N9	vs. SOUTH CAROLINA ST.	W, 80-52
N14	vs. AUBURN	W, 57-44
N18	vs. GEORGE WASHINGTON	L, 47-45
N21	at VCU	L, 71-48
N26	Saint Joseph's !	W, 67-50
N27	Texas Tech !	W, 59-45
N28	Stetson !	W, 61-51
D5	at William & Mary	W, 68-55
D8	vs. BOWIE STATE	W, 70-29
D12	vs. NORFOLK STATE	W, 76-47
D18	at Appalachian State	W, 85-49
D22	at Temple	W, 71-68
D30	vs. FIU *	PPD
J13	at UTSA *	W, 57-46
J15	at UTEP *	L, 53-48
J17	vs. FLORIDA ATLANTIC *	1:30 p.m.
J20	vs. RICE *	6:30 p.m.
J22	vs. NORTH TEXAS *	1 p.m.
J26	vs. CHARLOTTE *	6:30 p.m.
J29	at Charlotte *	4 p.m.
F3	at Marshall *	6 p.m.
F5	at WKU *	3 p.m.
F10	vs. MIDDLE TENNESSEE *	6:30 p.m.
F13	at UAB *	1 p.m.
F17	vs. MARSHALL *	6:30 p.m.
F19	vs. WKU *	2 p.m.
F24	at Florida Atlantic *	6 p.m.
F26	at FIU *	12 p.m.
M2	vs. LA Tech *	6:30 p.m.
M5	at Middle Tennessee *	3 p.m.
M8-12	C-USA Tournament (Frisco, Texas)	

All times Eastern & subject to change

Home games in ALL CAPS

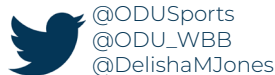
! - Van Chancellor Classic (Katy, Texas)

* - Denotes C-USA Contest

ODU Athletic Communications

Women's Basketball Contact: Matt Wurzbarger
Email: mwurzbur@odu.edu
Phone: 540-392-2711 (C) | 757-683-3395 (O)

ODUSPORTS.COM



OLD DOMINION (11-3, 1-1 C-USA) vs. Florida Atlantic (4-10, 0-3 C-USA)

GAME 15 // JAN. 17 // 1:30 PM ET // CHARTWAY ARENA (NORFOLK, VA.)



OLD DOMINION MONARCHS

Head Coach: DeLisha Milton-Jones
Record at ODU: 24-14 (2nd season)
Career Record: 56-46 (4th season)
2020-21 Record: 13-11 (7-9 C-USA)
Last Game: L, 53-48 at UTEP
Ranking: N/A

VS.



FLORIDA ATLANTIC OWLS

Head Coach: Jennifer Sullivan
Record at FAU: 4-10 (1st season)
Career Record: 4-10 (1st season)
2020-21 Record: 11-11 (8-8 C-USA)
Last Game: L, 82-65 vs. UAB
Ranking: N/A

SERIES HISTORY

All-Time: ODU leads, 12-0
Last Meeting: W, 77-72 (1/9/21) at FAU
First Meeting: W, 80-44 (1/18/14) at ODU
Streak: W12

BROADCAST INFORMATION

Stream: ESPN+
Radio: Money Talk 1310 AM
100.9 FM and 97.3 HD2
PXP: Matthew Hatfield
Color: Susan Montgomery

THE STARTING FIVE

- The Monarchs saw their nine-game win streak end on Saturday. The streak was the longest under head coach DeLisha Milton-Jones and was, at the time, the fifth-longest streak in Division I. ODU trailed by as many as 11 in the second half at UTEP but twice tied the score in the fourth only for the Miners to score the last five points of the game. After shooting 7-for-25 (.281) in the first half, the Monarchs shot 50 percent in the second half, including a 6-of-10 mark in the fourth quarter. For the game, Old Dominion made 19 of its 49 attempts (.388) and was 2-of-11 from behind the arc.

- ODU and FAU are meeting for the 13th time on Monday. The Monarchs have never lost a game to the Owls, boasting a 12-0 series record.

- Amari Young enters Monday's game with 999 career points. She is on the precipice of becoming the 35th member of the 1,000-point club at ODU. Ajah Wayne also scored her 1,000th career point this season, doing so against Saint Joseph's on Nov. 26.

- The Monarchs are one of the tightest defensive units in the country this year. ODU entered Sunday ranked seventh nationally and first in C-USA in scoring defense (50.5). The Monarchs are 21st in field goal percentage defense (.349) and 22nd in 3-point field goal percentage defense (.251). ODU is turning teams over 22.64 times per game (13th in DI) while averaging the 11th-most steals per game (12.5) in the country.

- On Feb. 19, 2021 the Monarchs sat at 6-9 overall and 3-8 in Conference USA before ending the season with seven wins in their last nine games. The Monarchs are a combined 18-5 (.783) since that Feb. 19 loss to UAB. Those 18 wins are the most by a C-USA team over that span, and no team in C-USA can match ODU's win percentage since Feb. 19.

PREVIOUS GAME STARTERS

#	Name	PPG	RPG	APG	MPG
#1	Mariah Adams Sr. G 6-0	6.4	2.7	4.0	30.1
#2	Iggy Allen Gr. G 5-11	14.3	8.2	1.9	29.2
#11	Kaye Clark Jr. G 5-7	6.0	2.6	1.9	25.6
#14	Ajah Wayne Sr. G/F 5-10	13.9	6.0	1.8	28.9
#23	Amari Young Sr. F 5-11	8.1	5.2	0.4	25.3

QUICK FACTS

General Information

Location: Norfolk, Va. (23529)
 Nickname: Monarchs
 Founded: 1930 (as the Norfolk Division of The College of William & Mary)
 Enrollement: 24,824
 School Colors: Slate Blue (PMS 540)
 Silver (PMS 877)
 Light Blue (PMS 283)
 Home Court: Chartway Arena (8,472)
 Conference: Conference USA
 President: Dr. Brian O. Hemphill (Saint Augustine's)
 Athletic Director: Dr. Camden Wood Selig (Washington & Lee)
 A.D. Office Phone: 757-683-3369
 Sr. Woman Administrator: Carolyn Crutchfield
 Faculty Representative: Stacie Raymer
 Athletic Department Phone: 757-683-3375
 Official Website: ODUSports.com
 Ticket Office Phone: 757-683-4444
 Ticket Office Website: ynottix.com

Program History

First Year: 1969-70
 All-Time: 1,108-473 (.701)
 NCAA Appearances: 25 (Last, 2008)
 NCAA Record: 34-24
 WNIT Appearances: 8 (Last, 2019)
 WNIT Record: 7-8

2021-22 Coaching & Support Staff

Head Coach: DeLisha Milton-Jones
 Record at ODU: 24-14
 Overall Record: 56-46
 Assistant Coach: Shammond Williams
 Assistant Coach & Co-Recruiting Coordinator: Danielle Bell
 Assistant Coach & Co-Recruiting Coordinator: Roland Jones Jr.
 Director of Basketball Operations: Corey Green
 Video Coordinator: Kyle Weakland
 Athletic Trainer: Andilynn Beadles
 Strength Coach: Ryan Hardie
 Academic Advisor: Kristin Eden
 Sport Administrator: Carolyn Crutchfield
 Student Manager: Marcus Gear
 Office Phone Number: 757-683-3401

2020-21 Season In Review

Overall Record: 13-11
 C-USA Record: 7-9
 Postseason: N/A
 C-USA Tournament: Semifinals
 Letterwinners Returning/Lost: 5/5
 Starters Returning/Lost: 4/1
 Newcomers: 10 (5 freshman)

Radio Information

Radio Station: 94.1 WVSP-FM / 1310 WGH-AM
 PBP: Matthew Hatfield
 Analyst: Susan Montgomery (at home)

ROSTER BREAKDOWN

NUMERICAL

No.	NAME	POS.	CL.	HT.	HOMETOWN (HS/PREV. SCHOOL)
0	Joy Campbell	G	So.	5-6	Fontana, Calif. / Etiwanda / UC Riverside
1	Mariah Adams	G	Sr.	6-0	Little Rock, Ark. / eStem
2	Iggy Allen	G	Gr.	5-11	Pompano Beach, Fla. / Dillard / FAU
3	Taleah Washington	G	Jr.	5-7	District Heights, Md. / Forestville / Syracuse
4	Aziah Hudson	G	Sr.	5-6	Baldwin, N.Y. / Baldwin
5	Ashanti Barnes-Williams	F	Fr.	6-1	Norfolk, Va. / Lake Taylor
11	Kaye Clark	G	Jr.	5-7	Milwaukee, Wisc. / Rufus King/ Trinity Valley CC
12	Brianna Jackson	F	Jr.	6-3	Virginia Beach, Va. / Princess Anne
14	Ajah Wayne	G/F	Sr.	5-10	Birmingham, Ala. / Ramsay
20	Maggie Robinson	F	Gr.	6-0	Mobile, Ala. / W.P. Davidson / Shelton State CC
23	Amari Young	F	Sr.	5-11	North Augusta, S.C. / North Augusta
24	Eden Sample	G	Fr.	5-11	Gwinnett, Ga. / Collins Hill
25	Kaylen Nelson	G/F	Fr.	5-11	Tulsa, Okla. / Union
35	Alex Rouse	G	Fr.	5-8	Little Rock, Ark. / Joe T. Robinson
44	Amhyia Moreland	F	Fr.	6-1	Charlotte, N.C. / Zebulon B. Vance

ALPHABETICAL

No.	NAME	POS.	CL.	HT.	HOMETOWN (HS/PREV. SCHOOL)
1	Mariah Adams	G	Sr.	6-0	Little Rock, Ark. / eStem
2	Iggy Allen	G	Gr.	5-11	Pompano Beach, Fla. / Dillard / FAU
5	Ashanti Barnes-Williams	F	Fr.	6-1	Norfolk, Va. / Lake Taylor
0	Joy Campbell	G	So.	5-6	Fontana, Calif. / Etiwanda / UC Riverside
11	Kaye Clark	G	Jr.	5-7	Milwaukee, Wisc. / Rufus King/ Trinity Valley CC
4	Aziah Hudson	G	Sr.	5-6	Baldwin, N.Y. / Baldwin
12	Brianna Jackson	F	Jr.	6-3	Virginia Beach, Va. / Princess Anne
44	Amhyia Moreland	F	Fr.	6-1	Charlotte, N.C. / Zebulon B. Vance
25	Kaylen Nelson	G/F	Fr.	5-11	Tulsa, Okla. / Union
20	Maggie Robinson	F	Gr.	6-0	Mobile, Ala. / W.P. Davidson / Shelton State CC
35	Alex Rouse	G	Fr.	5-8	Little Rock, Ark. / Joe T. Robinson
24	Eden Sample	G	Fr.	5-11	Gwinnett, Ga. / Collins Hill
3	Taleah Washington	G	Jr.	5-7	District Heights, Md. / Forestville / Syracuse
14	Ajah Wayne	G/F	Sr.	5-10	Birmingham, Ala. / Ramsay
23	Amari Young	F	Sr.	5-11	North Augusta, S.C. / North Augusta

COACHES & STAFF

Head Coach	DeLisha Milton-Jones
Assistant Coach	Shammond Williams
Asst. Coach & Co-Recruiting Coord.	Danielle Bell
Asst. Coach & Co-Recruiting Coord.	Roland Jones Jr.
Director of Basketball Operations	Corey Green
Video Coordinator	Kyle Weakland
Sports Performance Coach	Ryan Hardie
Athletic Trainer	Andilynn Beadles

PRONUNCIATION GUIDE

#1 Mariah Adams	muh-RYE-uh
#3 Taleah Washington	tah-LEE-uh
#4 Aziah Hudson	ay-ZHUH
#12 Brianna Jackson	bree-AHN-nuh
#14 Ajah Wayne	ay-ZHUH
#24 Eden Sample	ee-DEN
#35 Alex Rouse	rhyms with house
#44 Amhyia Moreland	uh-MY-uh

BY STATE/COUNTRY

Alabama (2)
 Maggie Robinson
 Ajah Wayne

Arkansas (2)
 Mariah Adams
 Alex Rouse

California (1)
 Joy Campbell

Florida (1)
 Iggy Allen

Georgia (1)
 Eden Sample

Maryland (1)
 Taleah Washington

New York (1)
 Aziah Hudson

North Carolina (1)
 Amhyia Moreland

Oklahoma (1)
 Kaylen Nelson

South Carolina (1)
 Amari Young

Virginia (2)
 Ashanti Barnes-Williams
 Brianna Jackson

Wisconsin (1)
 Kaye Clark

BY POSITION

GUARD (8)
 Mariah Adams
 Iggy Allen
 Joy Campbell
 Kaye Clark
 Aziah Hudson
 Alex Rouse
 Eden Sample
 Taleah Washington

GUARD/FORWARD (2)
 Kaylen Nelson
 Ajah Wayne

FORWARD (5)
 Ashanti Barnes-Williams
 Brianna Jackson
 Amhyia Moreland
 Maggie Robinson
 Amari Young

BY CLASS

GRADUATES (2)
 Iggy Allen
 Maggie Robinson

SENIORS (4)
 Mariah Adams
 Aziah Hudson
 Ajah Wayne
 Amari Young

JUNIORS (3)
 Kaye Clark
 Brianna Jackson
 Taleah Washington

SOPHOMORES (1)
 Joy Campbell

FRESHMAN (5)
 Ashanti Barnes-Williams
 Amhyia Moreland
 Kaylen Nelson
 Alex Rouse
 Eden Sample



DELISHA MILTON-JONES

Experience: Second Season at ODU (fourth season overall)

Alma Mater: Florida, '97

All-Time Record: 56-46 (.549)

ODU Record: 24-14 (.632)

C-USA Record: 8-10 (.444)

CAREER TIMELINE

COACHING HISTORY

OLD DOMINION, Head Coach (2020-present)

SYRACUSE, Assistant Coach (2019-20)

- Helped recruit No. 4 class in the nation
- Wins over No. 5 Louisville and No. 8 Florida State

PEPPERDINE, Head Coach (2017-19)

- WNIT Sweet 16 in '19
- Finished 22-10 in 2018-19, one of the best turnarounds in the country
- 22 wins marked the program's most wins since 2002

PEPPERDINE, Assistant Coach (2016-17)

PLAYING HISTORY

WNBA (1999-2016)

- Fourth pick in the '99 Draft
- 2x WNBA Champion
- 3x WNBA All-Star
- Retired in '16 with most games played in league history with 499

USA BASKETBALL (1998, 1995-96, 1998-00)

- 2x Gold Medalist in '00 & '08
- 2x FIBA World Champion in '98 & '02

FLORIDA (1991-95)

- Florida Gator Hall Of Fame Inductee (2007)
- 1997 Wade Trophy Winner
- 1997 All-American
- 1,858 points scored

EDUCATION

University of Florida ('97)

DeLisha Milton-Jones, the two-time Olympic gold medalist with a decorated professional career in the WNBA and overseas and former head coach at Pepperdine University, was announced as the new head coach of the Old Dominion women's basketball program by Director of Athletics Dr. Camden Wood Selig on April 17, 2020.

Milton-Jones guided the Monarchs to a 13-11 overall mark and a Conference USA Tournament Semifinals appearance in 2020-21. She notched her first win on the Monarchs' bench on Dec. 3 with a 70-47 result over William & Mary in ODU's home opener. Just three days later, she picked up another win over an in-state opponent – beating eventual Atlantic 10 champion VCU 81-76 in overtime. The Monarchs closed out the regular season with four wins in their last five games, including a 74-57 triumph on the road at C-USA Champions Middle Tennessee. Milton-Jones' Monarchs carried that momentum with them to Frisco, Texas for the C-USA Tournament. ODU won three games in as many days, including a pair of overtime victories, to reach the semifinals as the No. 6 seed out of the east. ODU took Rice, the west's top seed, to the brink before eventually falling 62-60. In all, the Monarchs were 7-2 in their final nine games.

Under the tutelage of Milton-Jones, three Monarchs earned significant accolades in 2020-21. Victoria Morris and Amari Young both placed on the all-conference second team. Young was also on the C-USA All-Defensive Team and the VaSID All-State Second Team. Wayne played her way on to the C-USA All-Tournament Team. ODU also found success in the classroom in 2020-21 with nine players featured on the Conference USA Commissioner's Honor Roll.

Milton-Jones has excelled at every stop of her basketball career. She started her college coaching career as an assistant at Pepperdine in 2016-17. After one season, she moved into the head coaching role and led the program to unprecedented success. In the 2017-18 season, she guided Pepperdine to 10 wins, the most at the Malibu school since 2012. In her second year, the Waves finished 22-10, winning 12 more games than the previous year in one of the best turnarounds in the country. The Waves' 22 victories in 2018-19 also marked the program's most since 2002. Pepperdine earned a WNIT bid for the program's first postseason tournament appearance, and then advanced to the Sweet 16 with wins over St. Mary's and Cal Baptist.

She left Pepperdine for the assistant coaching role at Syracuse following the 2019 WNIT run. Milton-Jones joined the staff of veteran head coach Quentin Hillsman. With Milton-Jones on the bench, the Orange put together a 16-15 mark, highlighted by wins over No. 5 Louisville and No. 8 Florida State.

Milton-Jones's coaching career followed a long and successful professional and international basketball career. Drafted fourth in the 1999 WNBA draft, she played 17 years in the league, retiring from the WNBA in 2016 after setting the record for most games played in league history with 499, which was later broken by WNBA great Sue Bird. She helped lead the Los Angeles Sparks to back-to-back WNBA Championships in 2001 and 2002. She was selected to the WNBA All-Star team in 2000, 2004 and 2007. In all, Milton-Jones played for Atlanta, New York, Washington and San Antonio, in addition to Los Angeles. Her 5,571 career points still rank ninth in WNBA history. She also made stops in Spain, Italy, Turkey, South Korea, the Czech Republic and Russia to play professionally.

On the international stage, Milton-Jones helped the United States win Olympic gold medals in 2000 and 2008. In the latter, she was coached by former ODU legend, Anne Donovan. She missed the 2004 Olympics with an injury. While playing for the national team, Milton-Jones also helped Team USA win FIBA Championships in 1998 and 2002.

Milton-Jones's first venture into coaching came when she was named interim coach of the Los Angeles Stars midway through the 2005 American Basketball Association. She became just the second woman to coach a men's professional basketball team.

Milton-Jones, who played for four years for Carol Ross at Florida, had one of the most remarkable college careers at Florida, capped off her senior year when she was named the 1997 Wade Trophy Winner, the 1997 Honda Award Winner, the 1997 SEC Player of the Year and a First Team All-American selection amongst other highly-touted accolades. She scored 1,858 points during her career, helping the Gators to four straight NCAA tournament appearances. Ironically, her final collegiate game was a 53-51 loss to Old Dominion in the 1997 NCAA Elite Eight. She was named to the Florida Gator Hall of Fame in 2007.



#0
JOY CAMPBELL
5-6 | So. | Guard
Fontana, Calif. | Etiwanda
UC Riverside



#1
MARIAH ADAMS
6-0 | Sr. | Guard
Little Rock, Ark. | eSTEM



#2
IGGY ALLEN
5-11 | Gr. | Guard
Pompano Beach, Fla. | Dillard
Florida Atlantic



#3
TALEAH WASHINGTON
5-7 | Jr. | Guard
District Heights, Md. | Forestville
Syracuse



#4
AZIAH HUDSON
5-6 | Sr. | Guard
Baldwin, N.Y. | Baldwin



#5
ASHANTI BARNES-WILLIAMS
6-1 | Fr. | Forward
Norfolk, Va. | Lake Taylor



#11
KAYE CLARK
5-7 | Jr. | Guard
Milwaukee, Wisc. | Rufus King
Trinity Valley CC



#12
BRIANNA JACKSON
6-3 | Jr. | Forward
Virginia Beach, Va. | Princess Anne
Miami (Fla.)



#14
AJAH WAYNE
5-10 | Sr. | Guard/Forward
Birmingham, Ala. | Ramsay



#20
MAGGIE ROBINSON
6-0 | Gr. | Forward
Mobile, Ala. | W.P. Davidson
Shelton State CC



#23
AMARI YOUNG
5-11 | Sr. | Forward
North Augusta, S.C. | North Augusta



#24
EDEN SAMPLE
5-11 | Fr. | Guard
Gwinnett, Ga. | Collins Hill



#25
KAYLEN NELSON
5-11 | Fr. | Guard
Tulsa, Okla. | Union



#35
ALEX ROUSE
5-8 | Fr. | Guard
Little Rock, Ark. | Joe T. Robinson



#44
AMHYIA MORELAND
6-1 | Fr. | Forward
Charlotte, N.C. | Zebulon B. Vance



DELISHA MILTON-JONES
HEAD COACH
Second Year at ODU; Fourth Overall



SHAMMOND WILLIAMS
ASSISTANT COACH
First Year at ODU



DANIELLE BELL
ASST. COACH &
RECRUITING COORD.
First Year at ODU



ROLAND JONES JR.
ASST. COACH &
RECRUITING COORD.
Second Year at ODU



COREY GREEN
DIRECTOR OF OPERATIONS
First Year at ODU



KYLE WEAKLAND
VIDEO COORDINATOR
Sixth Year at ODU



ANDILYNN BEADLES
ATHLETIC TRAINER
Third Year at ODU



RYAN HARDIE
SPORTS PERFORMANCE
Fourth Year at ODU

STATS COMPARISON



CATEGORY

Overall Record	11-3	9-4
Points Per Game	63.7	65.7
Opp. Points Per Game	50.5	65.4
Scoring Margin	+13.2	+0.3
Rebounds Per Game	38.2	38.3
Rebounding Margin	+1.1	+2.7
Field Goal Pct.	39.8	40.5
Opp. Field Goal Pct.	34.9	38.9
3 PT Pct.	28.3	32.1
Opp. 3 PT Pct.	25.1	29.4
Free Throw Pct.	61.0	75.5
Assists Per Game	11.6	13.1
Turnovers Per Game	15.8	15.9
Blocked Shots Per Game	4.3	2.3
Steals Per Game	12.5	6.0

NCAA STATISTICAL RANKINGS

Jan. 15, 2021

TEAM RANKINGS (TOP 100)

CATEGORY	STAT	NCAA RANK
Scoring Defense	50.5	7
Steals Per Game	12.5	11
Turnover Margin	+6.86	13
Turnovers Forced	22.64	13
Field Goal % Def.	34.9	21
3Pt Field Goal % Def.	25.1	22
Scoring Margin	+13.2	49
Blocks Per Game	4.3	58
Free Throw Attempts	277	64

2021-22 C-USA Preseason Poll (first-place votes)

1. Charlotte (6) – 185 pts
2. **Old Dominion (6) – 173 pts**
- T3. Middle Tennessee (2) – 150 pts
- T3. North Texas – 150 pts
- T3. UTEP – 150 pts
6. LA Tech – 106 pts
7. FIU – 104 pts
8. Rice – 94 pts
9. Marshall – 85 pts
10. Florida Atlantic – 69 pts
11. UAB – 64 pts
12. WKU – 62 pts
13. Southern Miss – 56 pts
14. UTSA – 19 pts

NCAA STATISTICAL RANKINGS

Jan. 15, 2021

INDIVIDUAL

PLAYER	CATEGORY	STAT	NCAA RANK
Mariah Adams	Steals	30	108
	Steals Per Game	2.50	52
	Assist Turnover Ratio	1.50	174
	Assists Per Game	4.0	130
Iggly Allen	Points Per Game	14.3	196
	Rebounds	115	116
	Rebounds Per Game	8.2	100
Kaye Clark	Steals	32	84
	Steals Per Game	2.29	79
Brianna Jackson	Blocked Shots	22	74
	Blocks Per Game	1.57	73
Ajah Wayne	FT Made	53	73
	FT Attempts	73	60
	Steals Per Game	1.86	211
	Points Per Game	13.9	221

2020-21 C-USA Preseason Team

- *Quincy Noble, North Texas, R-Jr., G
- *Octavia Jett-Wilson, Charlotte, Gr., G
- Iggly Allen, Old Dominion, Gr., G**
- Katia Gallegos, UTEP, So., G
- Savannah Wheeler, Marshall, So, G
- Amari Young, Old Dominion, Sr., F**
- Jada McMillian, Charlotte, Sr., G
- Ajah Wayne, Old Dominion, Sr., G/F**

*Preseason Co-Player of the Year

MONARCH NOTES

SERIES HISTORY

All-Time: ODU leads, 12-0

First Meeting: W, 77-72 (1/9/21) at FAU

Last Meeting: W, 80-44 (1/18/14) at ODU

Streak: W12

ODU and FAU are meeting for the 13th time on Monday. The Monarchs have never lost a game to the Owls, boasting a 12-0 series record.

The sides played two times last season with ODU winning 71-56 and 77-72. **Ajah Wayne** had a pair of double-doubles in those games with 23 points and 14 rebounds in the first game and 19 and 12 in the second.

LAST TIME OUT

A push in the fourth quarter was not enough for the Old Dominion women's basketball team in a 53-48 loss at UTEP on Saturday afternoon. The Monarchs trailed by as many as 11 in the second half but twice tied the score in the fourth only for the Miners to score the last five points of the game to end ODU's nine-game winning streak.

ODU entered the fourth quarter down 39-30 and netted the first eight of the period with seven of those eight coming from **Iggy Allen**. Trailing by four, **Kaye Clark** converted a layup then tied up Adhel Tac on the next possession, giving the ball back to the Monarchs. ODU took advantage of the opportunity with **Amari Young** scoring on a jumper to tie the game at 48-48 with 2:32 left to go.

Young's bucket was the last of the game for the Monarchs as ODU turned it over on the next three possessions. In that span, Katia Gallegos converted an old-fashioned three-point play to give the Miners the lead for good, and Teal Battle tacked on two more at the line.

After shooting 7-for-25 (.281) in the first half, the Monarchs shot 50 percent in the second half, including a 6-of-10 mark in the fourth quarter. For the game, Old Dominion made 19 of its 49 attempts (.388) and was 2-of-11 from behind the arc.

Six Monarchs scored between six and nine points, led by Allen's nine. **Mariah Adams** scored eight to go with five rebounds, four steals and three assists. Clark chipped in seven on 3-of-6 shooting. Young had six points and now has 999 in her career.

SCOUTING FAU

The Owls dropped their fifth straight on Saturday, losing 82-65 at home to UAB. FAU allowed 55-percent shooting from the Blazers and shot below 35 percent.

Janeta Rozentale paced FAU with 21 points, six rebounds and five steals. She combined with Sofia Galeron to go 6-of-12 from 3-point range. The rest of the team made just one trey on 13 attempts.

Rozentale is FAU's second-leading scorer, averaging 12.3 per game and is first on the team in rebounding (8.3). Amber Gaston is the Owls' top scorer at 13.1 per game

on 52.5 percent shooting but did not play against the Blazers. Gaston also averages more than one block per contest.

CLAMPING DOWN

The Monarchs are one of the tightest defensive units in the country this year. ODU entered Friday ranked seventh nationally and first in C-USA in scoring defense (50.3). The Monarchs are 13th in field goal percentage defense (.343) and 17th in 3-point field goal percentage defense (.247). ODU is turning teams over 22.85 times per game (11th in DI) while averaging the 11th-most steals per game (12.6) in the country.

Only twice this season has an ODU opponent scored more than 55 points in a game. Teams have shot 40 percent or better only four times against ODU, and four teams have failed to crack the 30-percent mark.

The Monarchs have turned a team over 20 or more times on eight occasions and have forced 30-plus turnovers thrice.

THE TURNING POINT

On Feb. 19, the Monarchs lost a 74-61 home game to UAB, dropping to 6-9 overall and 3-8 in Conference USA. ODU responded with 37-point win over UAB the following day, starting a run of seven wins over the last nine games of the season. The Monarchs are a combined 18-5 (.783) since the Feb. 19 loss to UAB.

ODU's 18 wins are the most by a C-USA team over that span, and no team in C-USA can match ODU's win percentage since Feb. 19.

2020-21 IN REVIEW

The Monarchs posted a 13-11 overall mark in 2020-21, going 7-9 in Conference USA games. ODU turned it on late, going 7-2 in its final nine games of the season. During that stretch, the Monarchs upset eventual C-USA champion Middle Tennessee on the road and won three games in as many nights to reach the semifinals of the conference tournament as the East Division's No. 6 seed.

ODU was strong on the glass last season, ranking fourth in the conference and 48th nationally with 40.5 boards per game. The Monarchs boasted two of the conference's top rebounders in **Amari Young** and **Ajah Wayne**. Young averaged a double-double and was 2nd in C-USA and 18th in DI with 11.2 rebounds per game. Wayne averaged 9.7 boards per contest (fourth in C-USA, 49th in DI) and was the leading offensive rebounder in the conference (3.8). Old Dominion was 10-3 last season when winning the rebounding battle.

The Monarchs also took great care of the ball when in possession, averaging only 12.7 turnovers per game, good for second in C-USA and 25th nationally. Starting point guard **Mariah Adams** boasted a 1.78 assist-to-turnover ratio, the fourth-best mark in C-USA. As a team, ODU's 1.06 assist-to-turnover ratio was third-best in the conference.

CREDENTIALS

Working press credentials for all Old Dominion basketball games may be secured by contacting the athletic communications office at least two days prior to the desired game. All credentials will be left at the pass gate at Chartway Arena, located at the loading dock entrance on 45th Street across from the parking garage. The credentials must be worn at press row and in the press room. **PARKING PASSES ARE AVAILABLE ON A LIMITED BASIS.** Please contact Matt Wurzbarger for credential or parking pass inquiries.

PRESS ROW

Press row is located at courtside. All radio and television broadcasts are originated at courtside. For any assistance during a game, please see Matt Wurzbarger, who is located at the end of the scorers' table near the ODU bench.

PRESS ROOM/SERVICES

The Carol R. Hudson Press Room is located under section 107 in Chartway Arena. Outside telephone lines, along with wireless and ethernet connections, are available and may be used on a first-come, first-served basis. The press and media hostess and athletic public relations office assistants are available to assist in the filing of post-game stories. A complete play-by-play as well as halftime (12 column) and post-game (NCAA 16 column) statistics are distributed. Pre-game press packets are available one hour prior to tip-off.

PHOTOGRAPHERS

Only working photographers are allowed at courtside. Credentials must be secured at least two days in advance. All photographers must display their badge at all times. Photographers will have access to the Carol R. Hudson Press Room, which provides ethernet, to work pre-game, during the game and post-game on their photography needs.

RADIO BROADCASTS

Requests to broadcast any ODU game must be approved in advance by the athletic public relations office. Phone lines are available at courtside. For additional lines, please contact Matt Wurzbarger or Matt Drexler of Spectra. For reference, ODU women's basketball games are broadcast on ESPN 94.1 FM or Money Talk 1310 AM, if there are scheduling conflicts with ESPN.

INTERVIEWS

Post-game interviews with Coach DeLisha Milton-Jones and select players are conducted in the Carol R. Hudson, Jr. Press Room. These interviews will be conducted only after the 10-minute cooling off period. Interviews with the visiting coach are also conducted in the press room. All interviews with Old Dominion players and coaches during the week must be arranged through the athletic communications office. If media has preference on which players they would like to interview in the press conference, please contact Matt Wurzbarger at the final media timeout of the fourth quarter to submit your request.

JUST MONARCHS, PLEASE

Although the women's basketball team used to be referred to as the Lady Monarchs, they now should be referred to as the Monarchs. Additionally, Old Dominion University is our official title but ODU will work just fine when abbreviating the school. Old Dom, Old Domin and other variations are incorrect.

SITUATIONAL RECORDS

STAT	Record (last year)
Home	4-1 (6-6)
Home (C-USA)	0-0 (3-6)
Home (Non-Conference)	4-1 (3-0)
Away	4-2 (4-4)
Away (C-USA)	1-1 (4-3)
Away (Non-Conference)	3-1 (0-1)
Neutral	3-0 (3-1)
Leading after 1Q	9-2 (6-7)
Trailing after 1Q	2-1 (4-4)
Tied after 1Q	0-0 (3-0)
Leading at Half	9-0 (7-4)
Trailing at Half	2-3 (6-6)
Tied at Half	0-0 (0-1)
Leading after 3Q	11-0 (9-4)
Trailing after 3Q	0-3 (4-7)
Tied after 3Q	0-0 (0-0)
Scores < 50	0-3 (0-1)
Scores 50-59	3-0 (2-1)
Scores 60-69	3-0 (0-4)
Scores 70-79	3-0 (7-1)
Scores 80-89	2-0 (3-3)
Scores 90-99	0-0 (1-1)
Scores >100	0-0 (0-0)
Allows < 50	6-1 (3-0)
Allows 50-59	4-1 (4-1)
Allows 60-69	1-0 (1-2)
Allows 70-79	0-1 (4-4)
Allows 80-89	0-0 (1-2)
Allows 90-99	0-0 (0-1)
Allows >100	0-0 (0-1)
FG% >= 40	6-0 (10-5)
FG% < 40	5-3 (3-6)
Opp. FG% >= 40	2-2 (5-8)
Opp. FG% < 40	9-1 (8-3)
FG% > Opp.	9-0 (10-2)
FG% <= Opp.	2-3 (3-9)
3PT Made > Opp.	7-0 (8-4)
3PT Made <= Opp.	4-3 (5-7)
FT% >= 70	3-0 (2-1)
FT% < 70	8-3 (11-10)
FT ATT > Opp.	6-2 (10-2)
FT ATT <= Opp.	5-1 (3-9)
Rebounds > Opp.	7-0 (10-3)
Rebounds <= Opp.	4-3 (3-8)
Assists > Opp.	10-0 (8-4)
Assists <= Opp.	1-3 (5-7)
Turnovers > Opp.	1-1 (4-4)
Turnovers <= Opp.	10-2 (9-6)
Overtime	0-0 (3-3)
OT at Home	0-0 (1-1)
OT on Road	0-0 (0-2)
Top 25	0-0 (0-0)
Top 25 at Home	0-0 (0-0)
Top 25 on Road	0-0 (0-0)

MONARCH NOTES CONTINUED.

POTENT QUOTABLES

"Yes, we knew the streak would eventually end. I'm just upset that it ended this way with us basically giving the game away. On the defensive end we had too many breakdowns, too many players going rogue and lacking discipline." **Head coach DeLisha Milton-Jones on ODU's loss at UTEP**

"The things we were trying to stress in the first half, we were finally able to implement in the second half. We made some adjustments and were able to find direct line passes to our bigs or open gaps for our guards to exploit with drives or shots." **Head coach DeLisha Milton-Jones on the Monarchs' second half offensive turnaround at UTEP**

"I think this loss will serve us well. Hopefully we can get on another win streak, but the most important win is the next one." **Head coach DeLisha Milton-Jones on the end of ODU's nine-game win streak**

"We have a lot of games left. We can't let one game define us. We could've won this game, but we can't dwell on it." **Mariah Adams on ODU's loss at UTEP**

HIGH EXPECTATIONS

Coaches of Conference USA have predicted a two-horse race between the Monarchs and Charlotte for the regular season title. The Monarchs finished just 12 points behind the 49ers in the preseason poll, and both teams received six first-place votes. ODU and Charlotte battled three times last season with each game going beyond regulation. The Monarchs and 49ers played a pair of double-overtime affairs, including a 90-89 ODU win in the C-USA Quarterfinals.

ALLEN, WAYNE, YOUNG NAMED PRESEASON ALL-C-USA

The Monarchs were well-represented in the Conference USA Preseason Team as **Iggy Allen, Ajah Wayne** and **Amari Young** all featured on the eight-person team. Those three selections were the most by any C-USA team, and only Charlotte joined ODU with multiple honorees on the team. Allen, last season's C-USA Newcomer of the Year with FAU, makes the preseason team for the first time. Both Wayne and Young were named preseason all-conference prior to the start of last season as well.

MILTON-JONES ANNOUNCES COACHING STAFF

Head coach **DeLisha Milton-Jones** finalized her coaching staff in early September with the hiring of **Danielle Bell, Shammond Williams**, and **Corey Green** and the elevation of **Roland Jones Jr.**

- A Hampton Roads native, Bell serves as assistant coach and co-recruiting coordinator. Bell joined the Monarchs following a three-year stint at Gardner-Webb. She also had stops at Norfolk State, Richmond and Georgia. She helped the Spartans to their first winning season in

16 years and reached the 2011 Sweet 16 with the Bulldogs. The Kellam High School product graduated from Richmond in 2010 and was a four-year letterwinner with the Spiders.

- Williams was a standout performer at North Carolina with a decade-long professional playing career. Williams made the Final Four in 1995, 1997 and 1998 and left Chapel Hill as the program's career leader in 3-pointers and free throw percentage. He was drafted by the Chicago Bulls in the second round of the 1998 NBA Draft and played in 325 games with seven different franchises. Williams was also a decorated player in several European domestic leagues and has represented the Republic of Georgia on the international stage. He has previously served as a men's basketball assistant coach at Furman, Tulane and WKU.

- Jones Jr. was elevated to the role of assistant coach and co-recruiting coordinator after serving as the program's director of basketball operations last season. Prior to ODU, Jones Jr. was a girl's basketball assistant coach at Etiwanda High School in California, where he coached current Monarch **Joy Campbell**. Jones Jr. previously served under Milton-Jones at Pepperdine in 2017-18 and helped lay the groundwork for the Waves' 22-win team the following season. He played professionally in nine different countries and was a junior college honorable mention all-American at Cochise College.

- No stranger to ODU women's basketball, Green was hired as the new director of basketball operations. He was a former student manager and office assistant and eventual interim video coordinator for the Monarchs and graduated from ODU in 2016. Following graduation, Green was a women's basketball GA at Detroit then worked for women's hoops at Memphis for three seasons, first as the video coordinator and then the director of basketball operations.

MONARCHS ADD 10 FOR 2021-22 SEASON

Head coach **DeLisha Milton-Jones** added 10 newcomers prior to the start of the season. The 10-member signing class includes five freshmen, four Division I transfers and a second team junior college all-American.

- **Iggy Allen** comes to ODU as a graduate transfer. Last season she was named C-USA's Newcomer of the Year while at Florida Atlantic. She set single-season Division I-era program records in scoring (22.2 points per game) and rebounding (10.9 rebounds per game) with the Owls. Allen also played at Miami (Fla.) and Mississippi State, where she played in the NCAA Final as a freshman. As a high schooler, Allen was ranked as the No. 43 prospect nationally.

SITUATIONAL RECORDS

STAT	Record (last year)
3 points or less	1-1 (3-2)
4-9 points	0-1 (4-6)
10-19 points	6-0 (3-3)
20+ points	4-1 (3-0)
Night	3-1 (6-5)
Day	8-2 (7-6)
November	5-2 (0-1)
December	5-0 (3-0)
January	1-1 (2-4)
February	0-0 (3-5)
March	0-0 (5-1)
Sunday	4-1 (2-0)
Monday	0-0 (0-0)
Tuesday	1-0 (1-0)
Wednesday	2-0 (1-1)
Thursday	1-1 (3-0)
Friday	1-0 (4-4)
Saturday	2-1 (2-6)

GAME STATS

CATEGORY	STATS
Most Pts	85 at App State (12/18)
Low Pts	45 vs. GW (11/18)
Most Opp. Pts	71 at VCU (11/21)
Low Opp. Pts	29 vs. Bowie State (12/8)
Largest Lead	41 vs. Bowie State (12/8)
Largest Deficit	26 at VCU (11/21)
Most Lead Changes	6 (2x) last: vs. GW (11/18)
Longest ODU led	39:45 (2x), last: vs. Bowie State (12/8)
Longest ODU trailed	39:29 at VCU (11/21)
Most 1Q Pts	32 at App State (12/18)
Low 1Q Pts	7 vs. Norfolk State (12/12)
Most Opp. 1Q Pts	19 at Temple (12/22)
Low Opp. 1Q Pts	2 vs. Bowie State (12/8)
Most 2Q Pts	24 (2x) last: vs. Norfolk State (12/12)
Low 2Q Pts	6 (2x), last: at UTEP (1/15)
Most Opp. 2Q Pts	18 (2x) last: at VCU (11/21)
Low Opp. 2Q Pts	4 vs. Texas Tech (11/27)
Most 1st Half Pts	49 at App State (12/18)
Low 1st Half Pts	15 at UTEP (1/15)
Most Opp. 1st Half Pts	35 at VCU (11/21)
Low Opp. 1st Half Pts	12 vs. Bowie State (12/8)
Most 3Q Pts	24 at Temple (12/22)
Low 3Q Pts	8 vs. GW (11/18)
Most Opp. 3Q Pts	21 vs. SJU (11/26)
Low Opp. 3Q Pts	4 vs. Bowie State (12/8)
Most 4Q Pts	25 vs. SJU (11/26)
Low 4Q Pts	9 at UTSA (1/13)
Most Opp. 4Q Pts	26 at Temple (12/22)
Low Opp. 4Q Pts	5 at UTSA (1/13)
Most 2nd Half Pts	45 (2x), last: at Temple (12/22)
Low 2nd Half Pts	22 vs. Texas Tech (11/27)
Most Opp. 2nd Half Pts	38 at Temple (12/22)
Low Opp. 2nd Half Pts	17 vs. Bowie State (12/8)

MONARCH NOTES CONTINUED..

- **Ashanti Barnes-Williams** was rated a top-150 recruit by ProspectsNation coming out of Lake Taylor High School in Norfolk. She helped lead the Titans to a state title and received VHSL 4A All-State honors in 2020. Additionally, she is a former First Team All-Conference and Second Team All-Tidewater honoree.

- **Joy Campbell** played in 18 of a possible 19 games as a freshman at UC Riverside last season. She was second on the team in both assists and steals. Campbell is a former Sun/Bulletin Player of the Year at Etiwanda High School. The Eagles were ranked as high as sixth nationally by MaxPreps in Campbell's senior season.

- **Kaye Clark** was a Second Team NJCAA All-American for Trinity Valley CC last season. In her two seasons at Trinity Valley, the Cardinals went a combined 54-4 and played for the NJCAA championship in 2021. She averaged 14.2 points, 5.5 rebounds and 4.3 assists per game in her all-American campaign while making 1.5 3-pointers per game at a .407 clip.

- **Brianna Jackson** started her collegiate career at Miami (Fla.), where she played two seasons. Jackson featured in 40 total games for the Hurricanes. She led Miami and was sixth in the ACC in blocks per game (1.30) as a freshman. Jackson was a four-star prospect out of local powerhouse Princess Anne High School and was the fourth-ranked player in the state of Virginia. A former VHSL 5A State Player of the year, she won four state titles with the Cavaliers.

- **Amhyia Moreland** was a two-time state champion with Zebulon B. Vance High School in Charlotte. She had an 11-point, 13-board double-double in the 2021 state title game. She garnered I-Meck Player of the Year honors after averaging 18.3 points and 7.4 rebounds per game as a senior.

- **Kaylen Nelson** averaged 13.4 points and 5.9 rebounds as a senior at Union High School in Tulsa, garnering all-state honors in the process. She was also a First Team All-World honoree as a senior as she helped guide Union to the 6A state semifinals.

- **Alex Rouse** was a multi-sport athlete at Joe T. Robinson High School in Little Rock. She averaged 25.5 points, six rebounds and three assists as a senior en route to all-conference and all-state honors. She played in the state tournament in basketball and also won a state title in soccer. Additionally, she owns one varsity letter for volleyball.

- **Eden Sample** was a nominee for the 2021 McDonald's All-American game and an Atlanta Journal-Constitution 6A All-State Second Teamer as a senior. She received first team all-conference honors as a junior, leading Collins Hill High School in scoring at 16.5 points per game.

- **Taleah Washington** played two seasons at Syracuse and reached the Round of 32 in the 2021 NCAA Tournament. She played in 42 total games for the Orange and was

coached by Milton-Jones as a freshman. In high school, Washington was a two-time state champion, a 1,000-point scorer and a two-time MVP of the Rose Classic.

1K WATCH

The Monarchs added its newest member of the 1,000-point club on Nov. 26. **Ajah Wayne** became the 34th Monarch to tally 1,000 points in a career and now has 1,133. She currently ranks 27th all-time at ODU.

Amari Young sits at 999 career points and is on pace to join Wayne in the 1,000-point club this season.

In total, 34 ODU players have reached the 1,000-point threshold. The Monarchs boast 15 1,500-point scorers and six 2,000-point scorers. Anne Donovan holds the career scoring record at Old Dominion with 2,719 points in her 136 career games (20.0 per game).

SILVER MONARCHS

The Monarchs are celebrating the 25th anniversary of their 1996-97 national runner-up squad. That year, ODU posted a 34-2 overall record, going 16-0 in conference and winning the sixth of an eventual 17-consecutive CAA crowns. The 96-97 edition of the Monarchs owned the best offense in the nation (84.4 points per game) and won by an average of 31.9 points per game.

ODU opened the NCAA Tournament with a 102-52 win over Liberty then survived in overtime vs. Purdue, 69-65. After a comfortable win over LSU to reach the Elite Eight, the Monarchs eked out a pair of one-point wins to reach the title game for the first time since winning it all in 1985. The Monarchs topped Florida and current head coach **DeLisha Milton-Jones** in the Elite Eight before beating Stanford 83-82 in the Final Four. Old Dominion ran in to a Tennessee team in the midst of an run of 46-straight wins and back-to-back national titles and lost 68-59 in the championship game.

A NEW VOICE FOR THE MONARCHS

Longtime Hampton Roads area sports broadcaster **Matthew Hatfield** was hired in early October to be the new play-by-play announcer for ODU women's basketball. A native of Virginia Beach, Hatfield has been covering sports in the state for nearly two decades. He joined VirginiaPreps.com in December of 2004 and became the site's publisher in 2016.

In 2010, was hired by Max Media and has been hosting a weekly or daily show on ESPN Radio 94.1 FM for 11 years, making him the longest-tenured active local sports radio host in the Tidewater market. He currently hosts the 757 Saturday Sports Talk from 10 a.m. to noon on ESPN Radio 94.1.

THE LAST TIME...

TEAM SCORING

100+	W, 105-62 vs. Hofstra (2/14/04)
90+	W, 90-89 2OT vs. CLT (3/11/21)
<40	L, 37-55 at GW (11/28/20)
Allowed 100+	L, 102-95 2OT vs. CLT (2/10/21)
Allowed <40	W, 70-29 vs. Bowie State (12/8)
5 plys w/ 10+ Pts (5)	W, 80-52 vs. S.C. State (11/9/21)
6 plys w/ 10+ Pts (6)	W, 95-68 vs. FIU (1/12/19)

TEAM STATS

60%+	61.4% at Southern Miss (2/10/18)
60%+ 3PT	69.2% at Southern Miss (2/10/18)
0 3PT	at VCU (11/21/21)
10+ 3PT	12 vs. WKU (3/9/21)
100% FT	5-5 at George Mason (11/17/17)
40+ FT ATT	42 vs. William & Mary (12/8/18)
10+ REB MARG.	+11 at Temple (12/22)
20+ REB MARG.	+20 vs Marshall (2/22/20)
30+ REB MARG.	+33 vs Florida Atlantic (3/13/19)
20+ OFF REBS	26 at Temple (12/22)

OVERTIME

Game	W, 90-89 vs. CLT (3/11/21)
Win	W, 90-89 vs. CLT (3/11/21)
Loss	L, 87-80 vs. CLT (2/13/21)
Road Game	L, 87-80 vs. CLT (2/13/21)

INDIVIDUAL

50+ Points	Anne Donovan (50) vs. Norfolk State (12/11/80)
40+ Points	Jennie Simms (41) at Florida Atlantic (2/4/17)
30+ Points	Amari Young (31) vs. CLT (3/11/21)
2 players with 20+ Points	I. Allen (23) / A. Wayne (21) at App State (12/18/21)
Triple-Double	Ticha Penicheiro (22p/15r/14s) vs. St. Francis (Pa.) (3/13/98)
Double-Double (P/R)	Iggy Allen (19p, 10r) at UTSA (1/13)
Double-Double (P/A)	Taylor Edwards vs. Jacksonville (11/24/18)
2 players with D/D	I. Allen / A. Wayne at Temple (12/22)
10+ 3PT	TJ Jordan (10) vs. Northeastern (2/8/07)
20+ FT ATT	Ajah Wayne (20) at Cincinnati (11/12/18)
15+ REB	Iggy Allen (15) vs. Norfolk State (12/12)
20+ REB	Amari Young (24) vs. Charlotte (2/10/21)
10+ OFF REB	Ashley Scott (11) vs. Florida Atlantic (3/13/19)
10+ ASTS	Taylor Edwards (10) vs. Jacksonville (11/24/18)
5+ BLKS	Marie Reichert (5) vs. Campbell (11/8/19)
5+ STLS	Mariah Adams (6) at Temple (12/22)

MONARCH NOTES CONTINUED..

All ODU women's basketball games can be heard on ESPN Radio 94.1 FM or Money Talk 1310 AM/100.9 FM/97.3 HD2FM. Joining Hatfield on the call will be former Monarch women's basketball assistant coach Susan Montgomery.

2021-22 STREAM INFORMATION

All home contests during the 2021-22 season are streaming live on either CUSA.tv or ESPN+. Twelve of ODU's 14 home games will be found on CUSA.tv, while the Monarch's matchups with Auburn (Nov. 14) and Rice (Jan. 20) will be on ESPN+. In addition, ODU's Feb. 5 game at WKU will broadcast live on ESPN+ with all other road conference games appearing on CUSA.tv.

CUSA.tv offers three payment options, including a 24-hour pass (\$6.95), a monthly recurring subscription (\$10.95), and a yearly pass (\$99.95). ESPN+ is available for \$6.99 per month or for an annual subscription of \$69.99.

STAYING SOCIAL

Be sure to follow Old Dominion women's basketball on Facebook (@ODUWBB), Twitter (@ODU_WBB) and Instagram (@oduwbasketball) to stay up-to-date with the program.

In addition, follow Old Dominion University Athletics on Facebook (@ODUsports), Twitter (@ODUSports) and Instagram (@odusports) for all things ODU sports related.

CAREER TOTALS

Double-Figure Scoring Games

	2021-22	Career	Streak
Ajah Wayne	11	62	---
Amari Young	6	49	---
Iggy Allen	10	34	---
Aziah Hudson	---	29	---
Mariah Adams	3	21	---
Maggie Robinson	---	17	---
Brianna Jackson	2	10	---
Taleah Washington	1	3	---
Kaye Clark	2	2	---
Joy Campbell	---	1	---

30-Point Games

	2021-22	Career
Iggy Allen	---	4
Ajah Wayne	---	1
Amari Young	---	1

20-Point Games

	2021-22	Career
Iggy Allen	3	15
Ajah Wayne	2	13
Amari Young	---	6
Mariah Adams	---	2
Aziah Hudson	---	2

10-Rebound Games

	2021-22	Career
Amari Young	1	29
Ajah Wayne	2	25
Iggy Allen	4	11
Brianna Jackson	1	1
Maggie Robinson	---	1

Double-Doubles

	2021-22	Career
Ajah Wayne	2	20
Amari Young	---	17
Iggy Allen	4	15
Brianna Jackson	1	1

GAMES LEADING ODU IN...

Scoring

	2021-22
Iggy Allen	7
Ajah Wayne	7
Amari Young	1

Rebounding

	2021-22
Iggy Allen	10
Brianna Jackson	3
Amari Young	3
Ajah Wayne	2

Assists

	2021-22
Mariah Adams	8
Kaye Clark	3
Iggy Allen	2
Ajah Wayne	2
Amari Young	2
Ashanti Barnes-Williams	1
Taleah Washington	1

Steals

	2021-22
Kaye Clark	6
Mariah Adams	5
Iggy Allen	3
Amari Young	2
Joy Campbell	1
Aziah Hudson	1
Brianna Jackson	1

Blocks

	2021-22
Brianna Jackson	9
Amari Young	5
Ajah Wayne	3
Kaye Clark	2
Amhyia Moreland	2
Taleah Washington	1

TOP 25 POLLS

AP (Jan. 9)

Rank	Team	Record	Prev. Rank
1	South Carolina (26)	15-1	1
2	Stanford	11-3	2
3	Louisville (4)	13-1	3
4	North Carolina State	14-2	5
5	Tennessee	15-1	7
6	Indiana	12-2	6
7	Arizona	11-1	4
8	Maryland	12-4	10
9	Iowa State	14-1	12
10	Connecticut	7-3	11
11	Michigan	13-2	8
12	LSU	15-2	13
13	Texas	11-2	9
14	Baylor	10-3	14
15	Georgia Tech	11-3	16
16	Duke	11-2	17
17	Georgia	13-3	15
18	BYU	12-1	18
19	Kentucky	8-4	21
20	Notre Dame	11-3	20
21	North Carolina	14-1	19
22	Colorado	13-0	NR
23	Oklahoma	13-2	23
24	South Florida	11-4	24
25	Kansas State	13-2	NR

USA TODAY/WBCA COACHES (Jan. 11)

Rank	Team	Record	Prev. Rank
1	South Carolina (24)	15-1	1
2	Louisville (7)	13-1	2
3	Stanford (1)	11-3	3
4	North Carolina State	14-2	4
5	Indiana	12-2	6
6	Tennessee	15-1	8
7	Arizona	11-1	5
8	Maryland	12-4	9
9	Iowa State	14-1	12
10	Michigan	13-2	7
11	Connecticut	7-3	11
12	Texas	11-2	10
13	Baylor	10-3	13
14	LSU	15-2	16
15	Georgia	13-3	14
16	Georgia Tech	11-3	17
17	Brigham Young	12-1	18
18	North Carolina	14-1	15
19	Notre Dame	11-3	19
20	Kentucky	8-4	20
21	Duke	11-2	22
22	Colorado	13-0	NR
23	Florida Gulf Coast	13-1	NR
24	South Florida	11-4	24
25	Oklahoma	13-2	25

NET RANKINGS

C-USA ONLY (Jan. 13)

Rank	Team	Record	Prev. Rank
49	Middle Tennessee	11-3	48
84	Old Dominion	10-2	82
92	North Texas	6-5	93
121	Charlotte	5-6	139
129	UTEP	9-4	120
152	WKU	10-4	159
155	Marshall	6-5	154
159	UAB	7-5	163
205	LA Tech	6-7	206
213	FIU	5-5	205
224	Southern Miss	8-5	226
225	Florida Atlantic	2-9	240
229	Rice	4-5	208
277	UTSA	4-10	280

AROUND THE LEAGUE

CONFERENCE USA STANDINGS (AS OF JAN. 15)

	C-USA	Pct.	H	A	Overall	Pct.	H	A	N	L10	Streak
EAST											
→WKU	5-0	1.000	2-0	3-0	12-4	.750	5-2	6-1	1-1	9-1	W7
→Charlotte	2-0	1.000	0-0	2-0	6-6	.500	1-2	3-3	2-1	5-5	W2
→Marshall	4-1	.800	2-0	2-1	9-5	.643	5-1	3-4	1-0	6-4	W1
→Middle Tennessee	4-2	.667	2-0	2-2	12-4	.750	6-0	5-3	1-1	7-3	L1
→Old Dominion	1-1	.500	0-0	1-1	11-3	.786	4-1	4-2	3-0	9-1	L1
→FIU	1-2	.333	1-2	0-0	9-5	.643	7-4	2-1	0-0	7-3	W1
→Florida Atlantic	0-3	.000	0-3	0-0	4-10	.286	3-7	1-3	0-0	2-8	L5
WEST											
→UAB	3-1	.750	0-0	3-1	10-5	.667	6-0	4-5	0-0	7-3	W2
→UTEP	2-2	.500	2-2	0-0	10-4	.714	7-2	2-1	1-1	6-4	W1
→Southern Miss	2-2	.500	1-0	1-2	10-5	.667	6-1	3-3	1-1	7-3	W2
→North Texas	1-2	.333	1-1	0-1	7-6	.538	5-3	0-3	2-0	5-5	L1
→UTSA	1-3	.250	1-3	0-0	4-11	.267	3-5	1-4	0-2	3-7	L2
→Louisiana Tech	0-4	.000	0-1	0-3	8-7	.533	5-1	2-6	1-0	4-6	L4
→Rice	0-3	.000	0-2	0-1	5-6	.455	4-4	1-2	0-0	4-6	L3

THIS WEEK'S GAMES

Thursday, Jan. 13	Coverage	Time (CT)
→Middle Tennessee 60, at Florida Atlantic 56		
→UAB 65, at FIU 56		
→LA Tech 60, at Southern Miss 65		
→Marshall 54, at North Texas 64		
→WKU 78, at Rice 61		
→Old Dominion 57, at UTSA 46		
→Charlotte 71, at UTEP 59		

Saturday, Jan. 15

→Middle Tennessee 54, at FIU 56 (OT)
→Charlotte 58, at UTSA 33
→UAB 82, at Florida Atlantic 65
→WKU 61, at North Texas 54
→Old Dominion 48, at UTEP 53
→Marshall 66, at Rice 53

Monday, Jan. 17 - Rescheduled from previously postponed COVID-19 games

→Florida Atlantic at Old Dominion		12:30 p.m.
→FIU at Charlotte	CUSA.tv	1 p.m.
→UTEP at Southern Miss	ESPN+	1 p.m.
→UTSA at LA Tech		1 p.m.

→ Conference USA game

GAME NIGHT NOTES

→Charlotte held its second-straight opponent to 60 points or less keeping UTSA to a season-low 33 points ... it is also the second-fewest points allowed by a C-USA team this season as ODU held Bowie State to 29 earlier this season

→Charlotte's **Octavia Jett-Wilson**, the Co-C-USA Preseason Player of the Year recorded her 10th double-digit scoring night of the year as she led the 49ers with 15 points including an 8-of-12 mark from the FT line ... she has reached double-digit scoring in 10 of 12 games this season

→WKU extended its win-streak to seven-straight and now has a perfect 5-0 record in C-USA play after a road victory at North Texas

→WKU had four players reach double-digit scoring behind **Merel Abdelgawad's** 18 points on 7-of-11 shooting from the field

→The Lady Hilltoppers forced North Texas into 29 turnovers

→FIU knocked off Middle Tennessee in overtime with a 56-54 win behind **Kyla Nelson's** 17 points and six rebounds

→UAB scored a season-high 82 points in a win over FAU to earn its 10th win of the season

→UAB's **Zakya Weathersby** recorded her C-USA leading 11th double-double of the season with 19 points and a game-high 11 rebounds ... Weathersby was 9-of-10 from the field

→Marshall moved to 4-1 in league action with a 66-53 road win over Rice ... the Thundering Herd had three players reach at least 15 points led by **Aaliyah Dunham's** 17 including a 3-of-4 mark from 3-point range

→Marshall forced Rice into 23 turnovers in the defensive battle and scored 32 points off turnovers

→UTEP snapped ODU's nine-game win streak with a dominant defensive 53-48 victory in El Paso

→UTEP got a team-high 15 points and eight rebounds from **Teal Battle**, her sixth-straight game with at least 10 points and her 11th of the season



#0 JOY CAMPBELL

5-6 | SOPHOMORE | GUARD | FONTANA, CALIF. | UC RIVERSIDE | ETIWANDA

PLAYER NOTES

- Made a 3-pointer in her last two games.
- Matched a career high with five steals at Appalachian State.
- Set season highs with six points and 20 minutes played vs. Bowie State. Led the Monarchs in minutes.
- Grabbed a season-high four rebounds vs. Stetson.
- Made her ODU debut vs. South Carolina State and played 10 minutes.
- Played in 18 of a possible 19 games as a freshman at UC Riverside and was 2nd on the team in assists (28) and steals (29).
- Former Sun/Bulletin Girls' Basketball Player of the Year and Inland Empire Co-MVP at Etiwanda High School.
- Majoring in biology and intends to become a neonatal doctor.

CAREER HIGHS

PTS: 10, Cal Poly - 1/30/21*
RBS: 7, Cal St. Fullerton - 2/5/21*
AST: 6 (2x), last: UC Santa Barbara - 2/26/21*
STL: 5 (2x), last: Appalachian State - 12/18/21
BLK: 1, Cal Poly - 1/29/21*
MIN: 35, Cal St. Fullerton - 2/6/21*
FG: 4 (2x), last: Cal St. Fullerton - 2/6/21*
FGA: 10, UC Santa Barbara - 2/27/21*
3FG: 1 (4x), last: UTEP - 1/15/22
3FGA: 4, UTSA - 1/13/22
FT: 5, Cal Poly - 1/29/21*
FTA: 6, Cal Poly - 1/29/21*
 *at previous school

SEASON HIGHS

PTS: 6, Bowie State - 12/8/21
RBS: 4, Stetson - 11/28/21
AST: 2, Appalachian State - 12/18/21
STL: 5, Appalachian State - 12/18/21
BLK: ---
MIN: 20, Bowie State - 12/8/21
FG: 2 (3x), last: UTSA - 1/13/22
FGA: 6 (2x), last: UTSA - 1/13/22
3FG: 1 (2x), last: UTEP - 1/15/22
3FGA: 4, UTSA - 1/13/22
FT: 2, Bowie State - 12/8/21
FTA: 5, Bowie State - 12/8/21

2021-22 GAME-BY-GAME

Opponent	Date	GS	MIN	Total		3-Pointers		Free throws		Rebounds				PF	A	TO	BLK	STL	PTS	AVG
				FG-FGA	PCT	3FG-3FGA	PCT	FT-FTA	PCT	OFF	DEF	TOT	AVG							
South Carolina St.	11/09/2021		09:45	0-0	.000	0-0	.000	0-0	.000	0	0	0	0.0	0	0	0	0	0	0	0.0
Auburn	11/14/2021		00:38	0-1	.000	0-0	.000	0-0	.000	0	0	0	0.0	0	0	0	0	0	0	0.0
George Washington	11/18/2021		04:55	0-0	.000	0-0	.000	0-0	.000	0	0	0	0.0	0	0	1	0	0	0	0.0
at VCU	11/21/2021		06:12	1-2	.500	0-1	.000	0-0	.000	0	0	0	0.0	0	0	1	0	0	2	0.5
vs Saint Joseph's	11/26/2021		01:12	0-2	.000	0-0	.000	0-0	.000	1	1	2	0.4	0	0	0	0	0	0	0.4
vs Stetson	11/28/2021		05:40	0-0	.000	0-0	.000	0-0	.000	0	4	4	1.0	0	0	1	0	0	0	0.3
at William & Mary	12/05/2021		05:32	0-3	.000	0-1	.000	0-0	.000	1	2	3	1.3	2	0	0	0	0	0	0.3
Bowie St.	12/08/2021		20:00	2-6	.333	0-2	.000	2-5	.400	2	0	2	1.4	0	0	1	0	1	6	1.0
Norfolk St.	12/12/2021		04:00	0-0	.000	0-0	.000	1-2	.500	0	0	0	1.2	0	0	1	0	0	1	1.0
at Appalachian St.	12/18/2021		18:07	2-4	.500	0-0	.000	0-0	.000	0	3	3	1.4	1	2	5	0	5	4	1.3
at UTSA	01/13/2022		12:02	2-6	.333	1-4	.250	0-2	.000	0	1	1	1.4	1	1	0	0	1	5	1.6
at UTEP	01/15/2022		04:40	1-1	1.000	1-1	1.000	0-0	.000	0	0	0	1.3	0	0	0	0	0	3	1.8
Totals		0	92:43	8-25	.320	2-9	.222	3-9	.333	4	11	15	1.3	4	3	10	0	7	21	1.8

CAREER STATISTICS

SEASON	TEAM	GP-GS	MIN/AVG	Field Goals		3-Point		F-Throws		Rebounds				Scoring						
				FG-FGA	FG%	3FG-3FGA	3FG%	FT-FTA	FT%	OFF	DEF	TOT	AVG	PF-FO	A	TO	BLK	STL	PTS	AVG
2020-21	UCR	18-7	319/17.7	23-62	.371	2-8	.250	17-22	.773	5	28	33	1.8	40-1	28	31	1	29	65	3.6
2021-22	ODU	12-0	93/7.7	8-25	.320	2-9	.222	3-9	.333	4	11	15	1.3	4-0	3	10	0	7	21	1.8
TOTAL FOR ODU		12-0	93/7.7	8-25	.320	2-9	.222	3-9	.333	4	11	15	1.3	4-0	3	10	0	7	21	1.8
TOTAL		30-7	411/13.7	31-87	.356	4-17	.235	20-31	.645	9	39	48	1.6	44-1	31	41	1	36	86	2.9



#1 MARIAH ADAMS

6-0 | SENIOR | GUARD | LITTLE ROCK, ARK. | ESTEM

PLAYER NOTES

- Top-10 in C-USA in assist-to-turnover ratio (1.50, 4th), steals per game (2.50, 4th) and assists per game (4.0, 5th).
- Has 12 steals in her last four games, including six at Temple and four at UTEP.
- Set a career high with six steals at Temple. Also had nine points and six assists.
- Averaged 12.3 points, 5.3 rebounds, 6.3 assists and 3.3 steals per game over three games at the Van Chancellor Classic, helping ODU to a 3-0 record. Shot 59.1 percent from the field, 3-of-4 from 3-point range and 8-of-9 from the foul line.
- Had one of her finest performances in an ODU uniform vs. Texas Tech. Set or matched career highs with 14 points, seven rebounds, seven assists and four steals while shooting 5-of-9 and 4-for-4 from the foul line.
- Set a new career high with 14 points vs. Saint Joseph's. Also matched her personal best with six assists. Made two 3-pointers, both coming as part of an eight-point third quarter.

CAREER HIGHS

PTS: 14 (2x), last: Texas Tech - 11/27/21
RBS: 7 (2x), last: Texas Tech - 11/27/21
AST: 7, Texas Tech - 11/27/21
STL: 6, Temple - 12/22/21
BLK: 3, Norfolk State - 11/9/18
MIN: 39, UTEP - 1/15/21
FG: 5 (6x), last: Texas Tech - 11/27/21
FGA: 15, Saint Mary's - 12/22/18
3FG: 3, Saint Mary's - 12/22/18
3FGA: 9, Saint Mary's - 12/22/18
FT: 6, William & Mary - 12/5/19
FTA: 6 (3x), last: Temple - 12/22/21

SEASON HIGHS

PTS: 14 (2x), last: Texas Tech - 11/27/21
RBS: 7, Texas Tech - 11/27/21
AST: 7, Texas Tech - 11/27/21
STL: 6, Temple - 12/22/21
BLK: ---
MIN: 39, UTEP - 1/15/22
FG: 5 (2x), last: Texas Tech - 11/27/21
FGA: 10, UTEP - 1/15/21
3FG: 2, Saint Joseph's - 11/26/21
3FGA: 4, UTSA - 1/13/22
FT: 5, Temple - 12/22/21
FTA: 6, Temple - 12/22/21

2021-22 GAME-BY-GAME

Opponent	Date	GS	MIN	Total		3-Pointers		Free throws		Rebounds				PF	A	TO	BLK	STL	PTS	AVG	
				FG-FGA	PCT	3FG-3FGA	PCT	FT-FTA	PCT	OFF	DEF	TOT	AVG								
South Carolina St.	11/09/2021	*	24:22	4-9	.444	0-2	.000	2-2	1.000	0	1	1	1.0	4	2	1	0	4	10	10.0	
Auburn	11/14/2021	*	24:17	0-4	.000	0-2	.000	0-2	.000	0	2	2	1.5	4	2	4	0	1	0	5.0	
George Washington	11/18/2021	*	35:05	1-7	.143	0-0	.000	0-0	.000	0	3	3	2.0	4	1	2	0	0	2	4.0	
vs Saint Joseph's	11/26/2021		29:07	5-8	.625	2-2	1.000	2-2	1.000	1	4	5	2.8	3	6	2	0	2	14	6.5	
vs Texas Tech	11/27/2021		34:12	5-9	.556	0-1	.000	4-4	1.000	1	6	7	3.6	4	7	1	0	4	14	8.0	
vs Stetson	11/28/2021	*	35:09	3-5	.600	1-1	1.000	2-3	.667	2	2	4	3.7	2	6	3	0	4	9	8.2	
at William & Mary	12/05/2021	*	33:38	1-5	.200	0-3	.000	0-0	.000	1	0	1	3.3	2	2	1	0	3	2	7.3	
Bowie St.	12/08/2021	*	17:56	1-3	.333	0-2	.000	2-2	1.000	0	1	1	3.0	3	2	0	0	0	4	6.9	
Norfolk St.	12/12/2021	*	24:34	0-2	.000	0-1	.000	1-2	.500	0	1	1	2.8	2	6	4	0	1	1	6.2	
at Temple	12/22/2021		31:40	2-8	.250	0-2	.000	5-6	.833	2	0	2	2.7	5	6	7	0	6	9	6.5	
at UTSA	01/13/2022	*	31:19	2-7	.286	0-4	.000	0-0	.000	0	0	0	2.5	2	5	3	0	1	4	6.3	
at UTEP	01/15/2022	*	39:11	4-10	.400	0-1	.000	0-0	.000	1	4	5	2.7	1	3	4	0	4	8	6.4	
Totals			9	360:30	28-77	.364	3-21	.143	18-23	.783	8	24	32	2.7	36	48	32	0	30	77	6.4

CAREER STATISTICS

SEASON	TEAM	GP-GS	MIN/AVG	Field Goals		3-Point		F-Throws		Rebounds				Scoring						
				FG-FGA	FG%	3FG-3FGA	3FG%	FT-FTA	FT%	OFF	DEF	TOT	AVG	PF-FO	A	TO	BLK	STL	PTS	AVG
2018-19	ODU	32-4	741/23.2	52-168	.310	22-90	.244	29-39	.744	19	74	93	2.9	71-1	60	43	7	24	155	4.8
2019-20	ODU	28-2	657/23.5	62-156	.397	13-50	.260	29-39	.744	28	71	99	3.5	52-0	62	52	7	28	166	5.9
2020-21	ODU	24-24	769/32.0	79-203	.389	15-41	.366	29-40	.725	29	70	99	4.1	66-2	96	54	9	30	202	8.4
2021-22	ODU	12-9	361/30.0	28-77	.364	3-21	.143	18-23	.783	8	24	32	2.7	36-1	48	32	0	30	77	6.4
TOTAL		96-39	2527/26.3	221-604	.366	53-202	.262	105-141	.745	84	239	323	3.4	225-4	266	181	23	112	600	6.3



#2 IGGY ALLEN

5-11 | GRADUATE | GUARD | POMPANO BEACH, FLA. | DILLARD | FLORIDA ATLANTIC

PLAYER NOTES

- A Preseason All-Conference USA honoree.

- Ranks fifth in C-USA in rebounds per game (8.2) and is 9th in points per game (14.3).

- Recorded her third double-double in the last four games with a game-high 19 points and 10 rebounds at UTSA.

- Posted a second consecutive 20-point performance at Temple (22). Made all nine of her foul shots.

- Set a new season high with 23 points at Appalachian State. Made 10 of 15 shots, including 3-of-4 from deep.

- Matched her season high with 15 boards vs. NSU. Chipped in 15 points for her 2nd double-double of the year.

- Set a career high with seven assists vs. Stetson, also had three steals and three treys.

- Named C-USA Player of the Week on Nov. 15. Averaged 18.0 points and 11.0 rebounds in ODU's first two games. Had a 21-point, 15-rebound double-double to lead the Monarchs past Auburn.

CAREER HIGHS

PTS: 35, Western Kentucky - 2/5/21*

RBS: 18, Southern Miss - 2/26/21*

AST: 7, Stetson - 11/28/21

STL: 6, Old Dominion - 1/9/21*

BLK: 3, Western Kentucky - 2/5/21*

MIN: 39, Auburn - 11/14/21

FG: 14, Western Kentucky - 2/5/21*

FGA: 25 (4x), last: UAB - 3/10/21*

3FG: 5 (3x), last: Southern Miss - 2/26/21*

3FGA: 9 (2x), last: Middle Tennessee - 1/1/21*

FT: 9 (2x), last: Temple - 12/22/21

FTA: 10, UTEP - 2/21/21*

*at previous school

SEASON HIGHS

PTS: 23, Appalachian State - 12/18/21

RBS: 15 (2x), last: Norfolk State - 12/12/21

AST: 7, Stetson - 11/28/21

STL: 3 (5x), last: UTSA - 1/13/22

BLK: 1 (2x), last: Temple - 12/22/21

MIN: 39, Auburn - 11/14/21

FG: 10, Appalachian State - 12/18/21

FGA: 19, Temple - 12/22/21

3FG: 3 (4x), last: Appalachian State - 12/18/21

3FGA: 8, Stetson - 11/28/21

FT: 9, Temple - 12/22/21


FTA: 9(2x), last Temple - 12/22/21

2021-22 GAME-BY-GAME

Opponent	Date	GS	MIN	Total		3-Pointers		Free throws		Rebounds				PF	A	TO	BLK	STL	PTS	AVG		
				FG-FGA	PCT	3FG-3FGA	PCT	FT-FTA	PCT	OFF	DEF	TOT	AVG									
South Carolina St.	11/09/2021	*	22:23	6-13	.462	2-2	1.000	1-2	.500	3	4	7	7.0	2	1	0	0	3	15	15.0		
Auburn	11/14/2021	*	38:21	7-17	.412	3-6	.500	4-6	.667	5	10	15	11.0	3	1	2	0	2	21	18.0		
George Washington	11/18/2021	*	31:31	3-13	.231	1-3	.333	2-3	.667	1	7	8	10.0	1	2	0	1	1	9	15.0		
at VCU	11/21/2021	*	36:56	3-14	.214	0-5	.000	0-1	.000	0	4	4	8.5	4	0	1	0	2	6	12.8		
vs Saint Joseph's	11/26/2021	*	17:53	6-8	.750	3-4	.750	0-0	.000	1	3	4	7.6	4	0	1	0	0	15	13.2		
vs Texas Tech	11/27/2021	*	32:13	5-14	.357	2-5	.400	0-0	.000	2	6	8	7.7	2	1	2	0	0	12	13.0		
vs Stetson	11/28/2021	*	34:02	6-17	.353	3-8	.375	1-2	.500	3	3	6	7.4	1	7	0	0	3	16	13.4		
at William & Mary	12/05/2021	*	31:35	7-14	.500	2-3	.667	0-0	.000	0	8	8	7.5	3	4	5	0	3	16	13.8		
Bowie St.	12/08/2021	*	16:42	1-10	.100	0-4	.000	0-1	.000	1	4	5	7.2	0	2	2	0	1	2	12.4		
Norfolk St.	12/12/2021	*	26:17	4-11	.364	0-4	.000	7-9	.778	6	9	15	8.0	1	2	4	0	1	15	12.7		
at Appalachian St.	12/18/2021	*	23:13	10-15	.667	3-4	.750	0-0	.000	0	8	8	8.0	2	2	1	0	1	23	13.6		
at Temple	12/22/2021	*	37:12	6-19	.316	1-4	.250	9-9	1.000	8	4	12	8.3	3	1	2	1	3	22	14.3		
at UTSA	01/13/2022	*	33:42	8-17	.471	0-3	.000	3-4	.750	0	10	10	8.5	1	1	1	0	3	19	14.7		
at UTEP	01/15/2022	*	29:24	4-12	.333	0-4	.000	1-1	1.000	0	5	5	8.2	3	2	2	0	1	9	14.3		
Totals			14	411:24	.392	76-194	.392	20-59	.339	28-38	.737	30	85	115	8.2	30	26	23	2	24	200	14.3

CAREER STATISTICS

SEASON	TEAM	GP-GS	MIN/AVG	Field Goals		3-Point		F-Throws		Rebounds				Scoring						
				FG-FGA	FG%	3FG-3FGA	3FG%	FT-FTA	FT%	OFF	DEF	TOT	AVG	PF-FO	A	TO	BLK	STL	PTS	AVG
2016-17	MSU	20-0	111/5.6	22-46	.478	0-1	.000	9-14	.643	8	9	17	0.9	13-0	9	16	0	8	53	2.7
2019-20	Miami	12-0	109/9.1	9-27	.333	1-4	.250	4-8	.500	11	7	18	1.5	15-0	5	13	0	6	23	1.9
2020-21	FAU	22-22	717/32.6	186-427	.436	50-129	.388	67-96	.698	62	178	240	10.9	81-5	53	88	6	49	489	22.2
2021-22	ODU	14-14	411/29.4	76-194	.392	20-59	.339	28-38	.737	30	85	115	8.2	30-0	26	23	2	24	200	14.3
TOTAL FOR ODU		14-14	411/29.4	76-194	.392	20-59	.339	28-38	.737	30	85	115	8.2	30-0	26	23	2	24	200	14.3
TOTAL		68-36	1348/19.8	293-694	.422	71-193	.368	108-156	.692	111	279	390	5.7	139-5	93	140	8	87	765	11.3



#3 TALEAH WASHINGTON

5-7 | JUNIOR | GUARD | DISTRICT HEIGHTS, MD. | FORESTVILLE | SYRACUSE

PLAYER NOTES

- Played in her 50th career game at Appalachian State. Also made the first start of her three-year career.
- Set a new career high with 12 points vs. Norfolk State, going 3-of-5 from deep. Also a personal best in made treys.
- Matched her season high with six points and handed out a personal-best five assists vs. Bowie State.
- Set a new career high with two blocks vs. Auburn.
- Made her ODU debut vs. S.C. State and scored six points. Made a career-high four free throws and matched a personal-best with five attempts from the line.
- A two-year player at Syracuse. Reached the Round of 32 in the 2021 NCAA Tournament. A member of the SAAC Equity Group.

CAREER HIGHS

PTS: 12, Norfolk State - 12/12/21
RBS: 4 (2x), last: UMBC - 12/8/19*
AST: 5, Bowie State - 12/8/21
STL: 2 (2x), last: Norfolk State - 12/12/21
BLK: 2, Auburn - 11/14/21
MIN: 25, Appalachian State - 12/18/21
FG: 4 (4x), last: Norfolk State - 12/12/21
FGA: 11, UMES - 11/12/19*
3FG: 3, Norfolk State - 12/12/21
3FGA: 8, UMES - 11/12/19*
FT: 4, S.C. State - 11/9/21
FTA: 5 (2x), last: S.C. State - 11/9/21
 *at previous school

SEASON HIGHS


PTS: 12, Norfolk State - 12/12/21
RBS: 2 (3x), last: George Washington - 11/18/21
AST: 5, Bowie State - 12/8/21
STL: 2, Norfolk State - 12/12/21
BLK: 2, Auburn - 11/14/21
MIN: 25, Appalachian State - 12/18/21
FG: 4, Norfolk State - 12/12/21
FGA: 7, Appalachian State - 12/18/21
3FG: 3, Norfolk State - 12/12/21
3FGA: 5 (2x), last: Norfolk State - 12/12/21
FT: 4, S.C. State - 11/9/21
FTA: 5, S.C. State - 11/9/21

2021-22 GAME-BY-GAME

Opponent	Date	GS	MIN	Total		3-Pointers		Free throws		Rebounds				Other						
				FG-FGA	PCT	3FG-3FGA	PCT	FT-FTA	PCT	OFF	DEF	TOT	AVG	PF	A	TO	BLK	STL	PTS	AVG
South Carolina St.	11/09/2021		13:27	1-5	.200	0-1	.000	4-5	.800	0	2	2	2.0	1	1	3	1	1	6	6.0
Auburn	11/14/2021		08:16	0-1	.000	0-0	.000	0-0	.000	0	2	2	2.0	0	0	2	2	0	0	3.0
George Washington	11/18/2021		05:35	0-2	.000	0-2	.000	0-0	.000	1	1	2	2.0	1	0	1	0	0	0	2.0
at VCU	11/21/2021		12:21	2-4	.500	0-2	.000	0-2	.000	0	1	1	1.8	0	1	1	0	0	4	2.5
at William & Mary	12/05/2021		03:09	1-2	.500	1-2	.500	0-0	.000	0	0	0	1.4	0	0	1	0	0	3	2.6
Bowie St.	12/08/2021		17:19	2-6	.333	2-5	.400	0-0	.000	0	0	0	1.2	0	5	0	0	0	6	3.2
Norfolk St.	12/12/2021		15:15	4-6	.667	3-5	.600	1-2	.500	0	0	0	1.0	1	3	4	0	2	12	4.4
at Appalachian St.	12/18/2021	*	24:47	2-7	.286	1-4	.250	1-1	1.000	0	1	1	1.0	2	0	3	0	1	6	4.6
at Temple	12/22/2021	*	15:43	0-3	.000	0-2	.000	0-0	.000	0	1	1	1.0	1	0	0	0	0	0	4.1
Totals		2	115:51	12-36	.333	7-23	.304	6-10	.600	1	8	9	1.0	6	10	15	3	4	37	4.1

CAREER STATISTICS

SEASON	TEAM	GP-GS	MIN/AVG	Field Goals		3-Point		F-Throws		Rebounds				Other				Scoring		
				FG-FGA	FG%	3FG-3FGA	3FG%	FT-FTA	FT%	OFF	DEF	TOT	AVG	PF	FO	A	TO	BLK	STL	PTS
2019-20	Syr	29-0	310/10.7	33-109	.303	16-66	.242	10-18	.556	13	13	26	0.9	31-1	12	20	1	7	92	3.2
2020-21	Syr	13-0	146/11.3	8-31	.258	3-21	.143	2-2	1.000	3	10	13	1.0	8-0	4	9	0	3	21	1.6
2021-22	ODU	9-2	116/12.9	12-36	.333	7-23	.304	6-10	.600	1	8	9	1.0	6-0	10	15	3	4	37	4.1
TOTAL FOR ODU		9-2	116/12.9	12-36	.333	7-23	.304	6-10	.600	1	8	9	1.0	6-0	10	15	3	4	37	4.1
TOTAL		51-2	572/11.2	53-176	.301	26-110	.236	18-30	.600	17	31	48	0.9	45-1	26	44	4	14	150	2.9



#4 AZIAH HUDSON

5-6 | SENIOR | GUARD | BALDWIN, N.Y. | BALDWIN

PLAYER NOTES

- Had season highs of three rebounds and three assists at Appalachian State.
- Matched season highs with eight points and two steals vs. Bowie State. Had her second multi-trey game of the season, knocking down a pair against the Bulldogs.
- Scored a season-high eight points vs. Texas Tech. Made her first two 3-pointers of the season vs. the Lady Raiders, both in the fourth quarter to end TTU's comeback bid. Her first trey ended an 8-0 run and restored ODU's double-digit lead.
- Named C-USA Co-Sixth Player of the year in 2020, was 14th in the conference with 48 treys.

CAREER HIGHS

PTS: 23, Marshall - 2/6/21
RBS: 4 (3x), last: Charlotte - 2/13/21
AST: 6, WKU - 3/9/21
STL: 4, Florida Atlantic - 2/26/20
BLK: 2 (2x), last: Florida Atlantic - 1/8/21
MIN: 46, Charlotte - 2/10/21
FG: 8, Marshall - 2/6/21
FGA: 16, FIU - 1/1/21
3FG: 6, LA Tech - 2/1/20
3FGA: 14, Marshall - 3/2/19
FT: 7, Campbell - 11/6/18
FTA: 7, Campbell - 11/6/18

SEASON HIGHS

PTS: 8 (2x), last: Bowie State - 12/8/21
RBS: 3, Appalachian State - 12/18/21
AST: 3, Appalachian State - 12/18/21
STL: 2 (5x), last: Temple - 12/22/21
BLK: ---
MIN: 27, Texas Tech - 11/27/21
FG: 3 (2x), last: Bowie State - 12/8/21
FGA: 6 (3x), last: Bowie State - 12/8/21
3FG: 2 (3x), last: Norfolk State - 12/12/21
3FGA: 5 (3x), last: UTSA - 1/13/22
FT: 3, VCU - 11/21/21
FTA: 5, VCU - 11/21/21

2021-22 GAME-BY-GAME

Opponent	Date	GS	MIN	Total		3-Pointers		Free throws		Rebounds				Scoring						
				FG-FGA	PCT	3FG-3FGA	PCT	FT-FTA	PCT	OFF	DEF	TOT	AVG	PF	A	TO	BLK	STL	PTS	AVG
South Carolina St.	11/09/2021		18:26	1-5	.200	0-4	.000	0-2	.000	0	0	0	0.0	1	1	1	0	1	2	2.0
Auburn	11/14/2021		16:24	0-4	.000	0-3	.000	2-2	1.000	0	0	0	0.0	1	0	0	0	2	2	2.0
George Washington	11/18/2021		16:05	0-2	.000	0-2	.000	0-0	.000	1	0	1	0.3	0	0	0	0	1	0	1.3
at VCU	11/21/2021		19:04	0-3	.000	0-2	.000	3-5	.600	0	0	0	0.3	3	0	1	0	1	3	1.8
vs Saint Joseph's	11/26/2021		17:27	0-6	.000	0-5	.000	0-0	.000	1	0	1	0.4	0	2	0	0	0	0	1.4
vs Texas Tech	11/27/2021		27:04	3-6	.500	2-4	.500	0-1	.000	0	0	0	0.3	0	0	0	0	0	8	2.5
vs Stetson	11/28/2021		06:04	0-2	.000	0-1	.000	0-0	.000	0	0	0	0.3	3	1	1	0	1	0	2.1
at William & Mary	12/05/2021		12:38	1-3	.333	1-2	.500	0-0	.000	0	1	1	0.4	2	0	1	0	0	3	2.3
Bowie St.	12/08/2021		12:08	3-6	.500	2-5	.400	0-0	.000	0	1	1	0.4	0	0	1	0	2	8	2.9
Norfolk St.	12/12/2021		20:27	2-4	.500	2-4	.500	0-0	.000	0	0	0	0.4	1	0	1	0	2	6	3.2
at Appalachian St.	12/18/2021		21:44	2-4	.500	0-0	.000	1-1	1.000	0	3	3	0.6	1	3	0	0	2	5	3.4
at Temple	12/22/2021		13:08	1-2	.500	1-2	.500	0-0	.000	0	0	0	0.6	0	0	0	0	2	3	3.3
at UTSA	01/13/2022		17:56	0-5	.000	0-5	.000	0-0	.000	0	0	0	0.5	1	0	0	0	0	0	3.1
at UTEP	01/15/2022		16:17	1-3	.333	0-2	.000	0-0	.000	0	0	0	0.5	1	0	0	0	1	2	3.0
Totals		0	234:52	14-55	.255	8-41	.195	6-11	.545	2	5	7	0.5	14	7	6	0	15	42	3.0

CAREER STATISTICS

SEASON	TEAM	GP-GS	MIN/AVG	Field Goals		3-Point		F-Throws		Rebounds				Scoring						
				FG-FGA	FG%	3FG-3FGA	3FG%	FT-FTA	FT%	OFF	DEF	TOT	AVG	PF-FO	A	TO	BLK	STL	PTS	AVG
2018-19	ODU	32-12	819/25.6	87-249	.349	55-181	.304	41-59	.695	6	29	35	1.1	46-0	21	36	5	24	270	8.4
2019-20	ODU	30-2	645/21.5	66-183	.361	48-141	.340	16-18	.889	7	22	29	1.0	37-0	24	12	1	13	196	6.5
2020-21	ODU	23-7	663/28.8	66-166	.398	31-98	.316	29-37	.784	16	24	40	1.7	40-1	24	17	3	16	192	8.3
2021-22	ODU	14-0	235/16.8	14-55	.255	8-41	.195	6-11	.545	2	5	7	0.5	14-0	7	6	0	15	42	3.0
TOTAL		99-21	2362/23.9	233-653	.357	142-461	.308	92-125	.736	31	80	111	1.1	137-1	76	71	9	68	700	7.1



#5 ASHANTI BARNES-WILLIAMS

6-1 | FRESHMAN | FORWARD | NORFOLK, VA. | LAKE TAYLOR

PLAYER NOTES

- Set season highs with six points, three rebounds and one block vs. Bowie State. Also played a season-high 17 minutes, shooting 3-of-6 from the floor.
- Made her collegiate debut against S.C. State. Filled the box score with five points, two rebounds, two assists and two steals. Played 13 minutes, the most among the Monarchs' five freshmen.
- A top-150 recruit by ProspectsNation.com. Won a 4A state title with Lake Taylor in Norfolk. 4A All-State in 2020 and a former first team all-region and second team all-Tidewater honoree.

CAREER HIGHS

PTS: 6, Bowie State - 12/8/21
 RBS: 3, Bowie State - 12/8/21
 AST: 2, S.C. State - 11/9/21
 STL: 2, S.C. State - 11/9/21
 BLK: 1, Bowie State - 12/8/21
 MIN: 17, Bowie State - 12/8/21
 FG: 3, Bowie State - 12/8/21
 FGA: 6, Bowie State - 12/8/21
 3FG: ---
 3FGA: 2, S.C. State - 11/9/21
 FT: 3, S.C. State - 11/9/21
 FTA: 5, S.C. State - 11/9/21

SEASON HIGHS

PTS: 6, Bowie State - 12/8/21
 RBS: 3, Bowie State - 12/8/21
 AST: 2, S.C. State - 11/9/21
 STL: 2, S.C. State - 11/9/21
 BLK: 1, Bowie State - 12/8/21
 MIN: 17, Bowie State - 12/8/21
 FG: 3, Bowie State - 12/8/21
 FGA: 6, Bowie State - 12/8/21
 3FG: ---
 3FGA: 2, S.C. State - 11/9/21
 FT: 3, S.C. State - 11/9/21
 FTA: 5, S.C. State - 11/9/21

2021-22 GAME-BY-GAME

Opponent	Date	GS	MIN	Total		3-Pointers		Free throws		Rebounds				PF				PTS	AVG	
				FG-FGA	PCT	3FG-3FGA	PCT	FT-FTA	PCT	OFF	DEF	TOT	AVG	A	TO	BLK	STL			
South Carolina St.	11/09/2021		13:42	1-4	.250	0-2	.000	3-5	.600	1	1	2	2.0	4	2	1	0	2	5	5.0
Auburn	11/14/2021		00:53	0-0	.000	0-0	.000	0-0	.000	0	0	0	1.0	1	0	0	0	0	0	2.5
at VCU	11/21/2021		01:30	0-0	.000	0-0	.000	0-0	.000	0	0	0	0.7	0	0	0	0	0	0	1.7
vs Saint Joseph's	11/26/2021		02:47	0-1	.000	0-0	.000	0-0	.000	0	0	0	0.5	0	0	0	0	0	0	1.3
vs Stetson	11/28/2021		04:00	0-2	.000	0-0	.000	0-0	.000	0	0	0	0.4	2	0	1	0	0	0	1.0
Bowie St.	12/08/2021		17:17	3-6	.500	0-0	.000	0-0	.000	2	1	3	0.8	2	0	1	1	0	6	1.8
Norfolk St.	12/12/2021		05:49	0-1	.000	0-0	.000	0-0	.000	0	1	1	0.9	0	1	0	0	1	0	1.6
Totals		0	45:58	4-14	.286	0-2	.000	3-5	.600	3	3	6	0.9	9	3	3	1	3	11	1.6

CAREER STATISTICS

SEASON	TEAM	GP-GS	MIN/AVG	Field Goals		3-Point		F-Throws		Rebounds				Scoring						
				FG-FGA	FG%	3FG-3FGA	3FG%	FT-FTA	FT%	OFF	DEF	TOT	AVG	PF-FO	A	TO	BLK	STL	PTS	AVG
2021-22	ODU	7-0	46/6.6	4-14	.286	0-2	.000	3-5	.600	3	3	6	0.9	9-0	3	3	1	3	11	1.6
TOTAL		7-0	46/6.6	4-14	.286	0-2	.000	3-5	.600	3	3	6	0.9	9-0	3	3	1	3	11	1.6



#11 KAYE CLARK

5-7 | JUNIOR | GUARD | MILWAUKEE, WISC. | RUFUS KING | TRINITY VALLEY

PLAYER NOTES

- Sixth in C-USA with 2.29 steals per game. Has multiple steals in nine games, including a trio of four-steal outings.
- Came off the bench to score a personal-best 15 points vs. Stetson. Made six of her nine shots, including a pair of 3-pointers, and had three steals. Played a season-high 37 minutes.
- Had seven points vs. Saint Joseph's. Scored the last five points of the first half for the Monarchs. Set season highs in minutes (33) and assists (three) vs. the Hawks.
- Made her team debut vs. S.C. State. Was one of five Monarchs to score in double figures (11) and shared the game high with four steals.
- A Second Team NJCAA All-American in 2021. Averaged 14.2 points, 5.5 rebounds and 4.3 assists on .534 shooting that season. Guided Trinity Valley to a 22-3 record and the NJCAA title game.
- Played 51 total games at Trinity Valley, averaging 11.9 points, 4.6 rebounds, 3.9 assists and 2.4 steals per game.

CAREER HIGHS

PTS: 15, Stetson - 11/28/21
RBS: 5 (3x), last: Texas Tech - 11/27/21
AST: 4 (2x), last: Norfolk State - 12/12/21
STL: 4 (3x), last: Norfolk State - 12/12/21
BLK: 2, George Washington - 11/18/21
MIN: 37, Stetson - 11/28/21
FG: 6, Stetson - 11/28/21
FGA: 9, Stetson - 11/28/21
3FG: 2 (2x), last: Stetson - 11/28/21
3FGA: 3 (5x), last: UTEP - 1/15/21
FT: 2 (3x), last: UTSA - 1/13/22
FTA: 4, Stetson - 11/28/21

SEASON HIGHS


PTS: 15, Stetson - 11/28/21
RBS: 5 (3x), last: Texas Tech - 11/27/21
AST: 4 (2x), last: Norfolk State - 12/12/21
STL: 4 (3x), last: Norfolk State - 12/12/21
BLK: 2, George Washington - 11/18/21
MIN: 37, Stetson - 11/28/21
FG: 6, Stetson - 11/28/21
FGA: 9, Stetson - 11/28/21
3FG: 2 (2x), last: Stetson - 11/28/21
3FGA: 3 (5x), last: UTEP - 1/15/21
FT: 2 (3x), last: UTSA - 1/13/22
FTA: 4, Stetson - 11/28/21

2021-22 GAME-BY-GAME

Opponent	Date	GS	MIN	Total		3-Pointers		Free throws		Rebounds				Other Stats							
				FG-FGA	PCT	3FG-3FGA	PCT	FT-FTA	PCT	OFF	DEF	TOT	AVG	PF	A	TO	BLK	STL	PTS	AVG	
South Carolina St.	11/09/2021	*	22:10	4-8	.500	2-3	.667	1-2	.500	4	1	5	5.0	2	1	3	1	4	11	11.0	
Auburn	11/14/2021	*	26:26	0-1	.000	0-1	.000	2-2	1.000	0	0	0	2.5	3	1	1	0	1	2	6.5	
George Washington	11/18/2021	*	29:59	3-8	.375	0-3	.000	0-0	.000	0	3	3	2.7	1	2	1	2	3	6	6.3	
at VCU	11/21/2021	*	24:56	3-7	.429	0-1	.000	0-0	.000	2	3	5	3.3	3	2	3	0	2	6	6.3	
vs Saint Joseph's	11/26/2021	*	33:36	3-5	.600	1-2	.500	0-0	.000	2	1	3	3.2	1	3	0	1	1	7	6.4	
vs Texas Tech	11/27/2021	*	21:02	0-4	.000	0-0	.000	0-0	.000	4	1	5	3.5	5	3	3	1	2	0	5.3	
vs Stetson	11/28/2021	*	37:16	6-9	.667	2-3	.667	1-4	.250	0	2	2	3.3	3	2	2	0	3	15	6.7	
at William & Mary	12/05/2021	*	29:26	3-7	.429	0-2	.000	2-2	1.000	2	1	3	3.3	1	4	2	0	4	8	6.9	
Bowie St.	12/08/2021	*	13:24	1-3	.333	0-1	.000	0-0	.000	1	1	2	3.1	2	1	3	0	3	2	6.3	
Norfolk St.	12/12/2021	*	23:16	1-5	.200	1-3	.333	0-0	.000	0	2	2	3.0	3	4	3	0	4	3	6.0	
at Appalachian St.	12/18/2021	*	23:46	3-3	1.000	1-1	1.000	0-0	.000	0	3	3	3.0	1	3	1	0	2	7	6.1	
at Temple	12/22/2021	*	24:47	2-5	.400	0-1	.000	1-2	.500	1	2	3	3.0	3	1	3	0	1	5	6.0	
at UTSA	01/13/2022	*	25:01	1-3	.333	1-2	.500	2-2	1.000	0	0	0	2.8	2	0	5	0	1	5	5.9	
at UTEP	01/15/2022	*	21:42	3-6	.500	1-3	.333	0-0	.000	1	0	1	2.6	4	0	4	0	1	7	6.0	
Totals			13	356:48	33-74	.446	9-26	.346	9-14	.643	17	20	37	2.6	34	27	34	5	32	84	6.0

CAREER STATISTICS

SEASON	TEAM	GP-GS	MIN/AVG	Field Goals		3-Point		F-Throws		Rebounds				Scoring						
				FG-FGA	FG%	3FG-3FGA	3FG%	FT-FTA	FT%	OFF	DEF	TOT	AVG	PF-FO	A	TO	BLK	STL	PTS	AVG
2021-22	ODU	14-13	357/25.5	33-74	.446	9-26	.346	9-14	.643	17	20	37	2.6	34-1	27	34	5	32	84	6.0
TOTAL		14-13	357/25.5	33-74	.446	9-26	.346	9-14	.643	17	20	37	2.6	34-1	27	34	5	32	84	6.0



#12 BRIANNA JACKSON

6-3 | JUNIOR | FORWARD | VIRGINIA BEACH, VA. | PRINCESS ANNE | MIAMI (FLA.)

PLAYER NOTES

- Set a new career high with 12 rebounds at UTSA. Narrowly missed a double-double with eight points.
- Scored in double figures in back-to-back games vs. App State (10) and Temple (11).
- Blocked three shots at Temple. Now has four games with three blocks this season.
- Second in C-USA and top-75 nationally in blocks (22) and blocks per game (1.57).
- Played a season-high 22 minutes against Saint Joseph's. Tallied seven points and five rebounds with two steals (season high) and one block.
- Made her first start as a Monarch at VCU. Scored four points with six rebounds.

CAREER HIGHS

PTS: 14 (2x), last: Jacksonville - 11/25/20*
RBS: 12, UTSA - 1/13/22
AST: 2 (3x), last: North Florida - 11/28/20*
STL: 4, NC State - 2/20/20*
BLK: 5, Florida State - 1/26/20*
MIN: 32, Florida State - 1/26/20*
FG: 6 (2x), last: Wake Forest - 2/27/20*
FGA: 13, Florida State - 1/5/20*
3FG: 1, Jackson State - 11/10/19*
3FGA: 2, Jackson State - 11/10/19*
FT: 6, Florida Atlantic - 12/3/20*
FTA: 7 (2x), last: UTSA - 1/13/22

SEASON HIGHS

PTS: 11, Temple - 12/22/21
RBS: 12, UTSA - 1/13/22
AST: 1 (3x), last: Bowie State - 12/8/21
STL: 2, Saint Joseph's - 11/26/21
BLK: 3 (4x), last: Temple - 12/22/21
MIN: 25, UTEP - 1/15/21
FG: 5 (2x), last: Temple - 12/22/21
FGA: 9, George Washington - 11/18/21
3FG: ---
3FGA: 1, George Washington - 11/18/21
FT: 4, UTSA - 1/13/22
FTA: 7, UTSA - 1/13/22

*at previous school

2021-22 GAME-BY-GAME

Opponent	Date	GS	MIN	Total		3-Pointers		Free throws		Rebounds				PF				PTS		AVG	
				FG-FGA	PCT	3FG-3FGA	PCT	FT-FTA	PCT	OFF	DEF	TOT	AVG	PF	A	TO	BLK	STL	PTS		
South Carolina St.	11/09/2021		05:32	1-2	.500	0-0	.000	0-0	.000	1	0	1	1.0	0	0	1	1	0	2	2.0	
Auburn	11/14/2021		07:50	1-2	.500	0-0	.000	0-1	.000	1	4	5	3.0	2	0	2	3	0	2	2.0	
George Washington	11/18/2021		14:57	4-9	.444	0-1	.000	0-1	.000	2	2	4	3.3	2	0	1	3	0	8	4.0	
at VCU	11/21/2021	*	20:02	2-4	.500	0-0	.000	0-0	.000	3	3	6	4.0	4	0	3	0	0	4	4.0	
vs Saint Joseph's	11/26/2021	*	22:29	3-6	.500	0-0	.000	1-1	1.000	1	4	5	4.2	4	1	1	1	2	7	4.6	
vs Texas Tech	11/27/2021	*	22:21	0-4	.000	0-0	.000	2-2	1.000	1	1	2	3.8	4	1	4	0	0	2	4.2	
vs Stetson	11/28/2021	*	15:02	1-2	.500	0-0	.000	2-2	1.000	1	1	2	3.6	1	0	1	2	0	4	4.1	
at William & Mary	12/05/2021		13:01	2-4	.500	0-0	.000	0-0	.000	2	2	4	3.6	3	0	3	1	1	4	4.1	
Bowie St.	12/08/2021		13:36	3-5	.600	0-0	.000	1-3	.333	2	1	3	3.6	2	1	0	3	0	7	4.4	
Norfolk St.	12/12/2021		16:40	2-4	.500	0-0	.000	3-5	.600	1	4	5	3.7	5	0	5	1	0	7	4.7	
at Appalachian St.	12/18/2021		18:03	5-7	.714	0-0	.000	0-0	.000	2	6	8	4.1	2	0	2	2	1	10	5.2	
at Temple	12/22/2021		17:13	5-8	.625	0-0	.000	1-4	.250	3	2	5	4.2	4	0	1	3	1	11	5.7	
at UTSA	01/13/2022		22:02	2-6	.333	0-0	.000	4-7	.571	5	7	12	4.8	2	0	1	1	0	8	5.8	
at UTEP	01/15/2022		25:47	2-3	.667	0-0	.000	3-4	.750	1	1	2	4.6	3	0	1	1	1	7	5.9	
Totals			4	234:35	33-66	.500	0-1	.000	17-30	.567	26	38	64	4.6	38	3	26	22	6	83	5.9

CAREER STATISTICS

SEASON	TEAM	GP-GS	MIN/AVG	Field Goals		3-Point		F-Throws		Rebounds				Scoring						
				FG-FGA	FG%	3FG-3FGA	3FG%	FT-FTA	FT%	OFF	DEF	TOT	AVG	PF-FO	A	TO	BLK	STL	PTS	AVG
2019-20	Miami	30-16	507/16.9	56-112	.500	1-6	.167	33-52	.635	46	90	136	4.5	83-4	10	27	39	30	146	4.9
2020-21	Miami	10-4	84/8.4	11-24	.458	0-3	.000	13-14	.929	10	16	26	2.6	15-0	2	5	4	4	35	3.5
2021-22	ODU	14-4	235/16.8	33-66	.500	0-1	.000	17-30	.567	26	38	64	4.6	38-1	3	26	22	6	83	5.9
TOTAL FOR ODU		14-4	235/16.8	33-66	.500	0-1	.000	17-30	.567	26	38	64	4.6	38-1	3	26	22	6	83	5.9
TOTAL		54-24	826/15.3	100-202	.495	1-10	.100	63-96	.656	82	144	226	4.2	136-5	15	58	65	40	264	4.9



#14 AJAH WAYNE

5-10 | SENIOR | GUARD/FORWARD | BIRMINGHAM, ALA. | RAMSAY

PLAYER NOTES

- 11th in C-USA in scoring (13.9). Also fifth in free throws attempted (73) and sixth in FTs made (53).
- Top 50 among active DI players in career free throw attempts (431).
- Netted 24 points in the win at W&M, the most by a Monarch this season. Scored 21 at App State and now has 13 career 20-point games.
- Scored her 1,000th career point vs. Saint Joseph's. Currently 27th in all-time scoring at ODU (1,133).
- Led ODU with 17 points vs. Texas Tech and hit a season-high three 3-pointers.
- Had 12 points, 10 coming in the fourth quarter, and nine rebounds vs. Saint Joseph's. Grabbed five offensive rebounds in the 4th to help ODU pull away.
- A Preseason All-Conference USA honoree.
- Had her first double-double of the season vs. Auburn with 19 points and 11 boards. Now has 19 career double-doubles. Shot 8-of-9 from the charity stripe.

CAREER HIGHS

PTS: 35, Auburn - 11/14/19
RBS: 16, Cincinnati - 11/12/18
AST: 7, Florida Atlantic - 1/10/19
STL: 6, Jacksonville - 11/24/18
BLK: 2 (7x), last: UTSA - 1/13/22
MIN: 43, vs. Charlotte - 3/11/21
FG: 14, Auburn - 11/14/19
FGA: 22, Rice - 3/12/21
3FG: 6, Auburn - 11/14/19
3FGA: 9, Marshall - 3/2/19
FT: 14, Cincinnati - 11/12/18
FTA: 20, Cincinnati - 11/12/18

SEASON HIGHS

PTS: 24, William & Mary - 12/5/21
RBS: 11 (2x), last: Temple - 12/22/21
AST: 4 (2x), last: Saint Joseph's - 11/26/21
STL: 3 (3x), last: Appalachian State - 12/18/21
BLK: 2 (3x), last: UTSA - 1/13/22
MIN: 36 (2x), last: Saint Joseph's - 11/26/21
FG: 7 (3x), last: Appalachian State - 12/18/21
FGA: 18, Auburn - 11/14/21
3FG: 3 (3x), last: Appalachian State - 12/18/21
3FGA: 7, UTSA - 1/13/22
FT: 9, William & Mary - 12/5/21
FTA: 12, William & Mary - 12/5/21

2021-22 GAME-BY-GAME

Opponent	Date	GS	MIN	Total		3-Pointers		Free throws		Rebounds				PF	A	TO	BLK	STL	PTS	AVG	
				FG-FGA	PCT	3FG-3FGA	PCT	FT-FTA	PCT	OFF	DEF	TOT	AVG								
South Carolina St.	11/09/2021	*	26:39	4-13	.308	1-4	.250	6-6	1.000	4	3	7	7.0	1	1	1	1	2	15	15.0	
Auburn	11/14/2021	*	35:50	5-18	.278	1-6	.167	8-9	.889	2	9	11	9.0	1	2	0	1	1	19	17.0	
George Washington	11/18/2021	*	30:18	4-10	.400	1-3	.333	3-4	.750	4	1	5	7.7	0	4	1	0	1	12	15.3	
at VCU	11/21/2021	*	31:02	4-10	.400	0-1	.000	5-7	.714	4	0	4	6.8	0	0	3	0	1	13	14.8	
vs Saint Joseph's	11/26/2021	*	35:47	5-15	.333	0-1	.000	2-3	.667	7	2	9	7.2	0	4	2	1	1	12	14.2	
vs Texas Tech	11/27/2021	*	30:38	7-13	.538	3-6	.500	0-0	.000	3	4	7	7.2	4	0	1	0	3	17	14.7	
vs Stetson	11/28/2021	*	25:36	2-4	.500	0-1	.000	3-6	.500	0	4	4	6.7	3	2	2	0	2	7	13.6	
at William & Mary	12/05/2021	*	29:18	7-13	.538	1-2	.500	9-12	.750	3	3	6	6.6	2	2	1	0	3	24	14.9	
Bowie St.	12/08/2021	*	16:16	3-4	.750	3-3	1.000	2-2	1.000	0	1	1	6.0	3	2	2	0	2	11	14.4	
Norfolk St.	12/12/2021	*	27:39	6-12	.500	0-3	.000	4-6	.667	3	1	4	5.8	2	1	3	2	1	16	14.6	
at Appalachian St.	12/18/2021	*	25:42	7-12	.583	3-4	.750	4-4	1.000	2	0	2	5.5	0	2	1	0	3	21	15.2	
at Temple	12/22/2021	*	31:34	4-13	.308	1-2	.500	4-7	.571	6	5	11	5.9	4	2	2	2	2	13	15.0	
at UTSA	01/13/2022	*	31:33	2-7	.286	2-7	.286	3-4	.750	0	6	6	5.9	3	3	3	2	2	9	14.5	
at UTEP	01/15/2022	*	25:18	3-8	.375	0-0	.000	0-3	.000	2	5	7	6.0	2	0	2	0	2	6	13.9	
Totals			14	403:09	63-152	.414	16-43	.372	53-73	.726	40	44	84	6.0	25	25	24	9	26	195	13.9

CAREER STATISTICS

SEASON	TEAM	GP-GS	MIN/AVG	Field Goals		3-Point		F-Throws		Rebounds				Scoring						
				FG-FGA	FG%	3FG-3FGA	3FG%	FT-FTA	FT%	OFF	DEF	TOT	AVG	PF-FO	A	TO	BLK	STL	PTS	AVG
2018-19	ODU	31-30	898/29.0	125-349	.358	18-74	.243	101-154	.656	82	163	245	7.9	81-2	65	59	10	53	369	11.9
2019-20	ODU	27-27	720/26.7	110-287	.383	15-70	.214	55-91	.604	57	128	185	6.9	52-1	33	54	5	30	290	10.7
2020-21	ODU	18-17	563/31.3	105-198	.530	8-37	.216	61-113	.540	69	106	175	9.7	45-1	33	50	3	33	279	15.5
2021-22	ODU	14-14	403/28.8	63-152	.414	16-43	.372	53-73	.726	40	44	84	6.0	25-0	25	24	9	26	195	13.9
TOTAL		90-88	2584/28.7	403-986	.409	57-224	.254	270-431	.626	248	441	689	7.7	203-4	156	187	27	142	1133	12.6



#20 MAGGIE ROBINSON

6-0 | GRADUATE | FORWARD | MOBILE, ALA. | SHELTON STATE CC | W.P. DAVISON

PLAYER NOTES

- Started all 24 games for ODU last season. Was fifth on the team in rebounding (5.2) and shot a team-best .367 from deep. Notched a career-high with 19 points vs. Rice on Jan. 16.
- Redshirted the 2019-20 campaign while recovering from a torn ACL suffered prior to the season.
- Played in all 32 games and made 31 starts in her first season at ODU in 2018-19 and averaged 7.1 points and 4.1 rebounds. Scored 17 against No. 13 NC State. Sank the go-ahead 3-pointer with 1:05 remaining in overtime in the Monarchs' win at Cincinnati.
- Made back-to-back NJCAA Final Fours with Shelton State CC. Averaged 12 points and 7.5 rebounds in 2017-18 while leading the conference in shooting percentage, free throw percentage and rebounding. Named to the NJCAA All-Tournament Team.

CAREER HIGHS

PTS: 19, Rice - 1/16/21
RBS: 11, Cincinnati - 11/12/18
AST: 4, Charlotte - 2/23/19
STL: 4, Charlotte - 2/13/21
BLK: 3, UAB - 2/19/21
MIN: 46, Charlotte - 3/11/21
FG: 8, Marshall - 2/5/21
FGA: 15, Charlotte - 2/16/19
3FG: 4, Charlotte - 2/16/19
3FGA: 13, Charlotte - 2/16/19
FT: 5, William & Mary - 12/8/18
FTA: 8, William & Mary - 12/8/18

SEASON HIGHS

PTS: ---
RBS: ---
AST: ---
STL: ---
BLK: ---
MIN: ---
FG: ---
FGA: ---
3FG: ---
3FGA: ---
FT: ---
FTA: ---

CAREER STATISTICS

SEASON	TEAM	GP-GS	MIN/AVG	Field Goals		3-Point		F-Throws		Rebounds				Scoring						
				FG-FGA	FG%	3FG-3FGA	3FG%	FT-FTA	FT%	OFF	DEF	TOT	AVG	PF-FO	A	TO	BLK	STL	PTS	AVG
2018-19	ODU	32-31	792/24.8	77-230	.335	40-149	.268	32-46	.696	48	84	132	4.1	71-0	31	41	6	18	226	7.1
2020-21	ODU	24-24	719/30.0	74-169	.438	22-60	.367	19-24	.792	46	78	124	5.2	55-3	23	25	12	15	189	7.9
TOTAL		56-55	1511/27.0	151-399	.378	62-209	.297	51-70	.729	94	162	256	4.6	126-3	54	66	18	33	415	7.4



#23 AMARI YOUNG

5-11 | SENIOR | FORWARD | NORTH AUGUSTA, S.C. | NORTH AUGUSTA

PLAYER NOTES

- A Preseason All-Conference USA honoree.
- Ranks 37th among active Division I players with 773 career rebounds.
- Set a season high with three blocks at UTSA.
- Scored 10 points on 4-of-4 shooting vs. Norfolk State.
- Matched her season high with 11 points vs. Bowie State. Needed only 15 minutes to score those 11 points.
- Scored 10 points with eight rebounds vs. Auburn.
- Started ODU's season opener with S.C. State and posted 11 points, six rebounds and two steals in 21 minutes of action.

CAREER HIGHS

PTS: 31, Charlotte - 3/11/21
RBS: 24 (2x), last: WKU - 3/5/21
AST: 5, Charlotte - 3/11/21
STL: 5 (5x), last: William & Mary - 12/5/21
BLK: 4, William & Mary - 12/5/19
MIN: 48, Charlotte - 3/11/21
FG: 15, Charlotte - 3/11/21
FGA: 29, Charlotte - 3/11/21
3FG: 1, 7x last vs. Rice - 3/7/20
3FGA: 2, 6x last vs. Rice - 3/7/20
FT: 10, Campbell - 11/8/19
FTA: 12, Campbell - 11/8/19

SEASON HIGHS

PTS: 11 (2x), last: Bowie State - 12/8/21
RBS: 12, George Washington - 11/18/21
AST: 3, Appalachian State - 12/18/21
STL: 5, William & Mary - 12/5/21
BLK: 3, UTSA - 1/13/22
MIN: 34, VCU - 11/21/21
FG: 5 (2x), last: Bowie State - 12/8/21
FGA: 10, Temple - 12/22/21
3FG: ---
3FGA: ---
FT: 4 (2x), last: UTEP - 1/15/22
FTA: 7 UTEP - 1/15/22

2021-22 GAME-BY-GAME

Opponent	Date	GS	MIN	Total		3-Pointers		Free throws		Rebounds				PF				PTS	AVG		
				FG-FGA	PCT	3FG-3FGA	PCT	FT-FTA	PCT	OFF	DEF	TOT	AVG	PF	A	TO	BLK			STL	
South Carolina St.	11/09/2021	*	20:53	5-9	.556	0-0	.000	1-3	.333	3	3	6	6.0	2	0	2	0	2	11	11.0	
Auburn	11/14/2021	*	33:19	3-7	.429	0-0	.000	4-6	.667	2	6	8	7.0	4	0	2	1	1	10	10.5	
George Washington	11/18/2021	*	29:14	4-8	.500	0-0	.000	0-6	.000	8	4	12	8.7	2	0	2	1	1	8	9.7	
at VCU	11/21/2021	*	34:54	4-6	.667	0-0	.000	2-4	.500	3	3	6	8.0	3	2	5	1	2	10	9.8	
vs Saint Joseph's	11/26/2021	*	29:24	4-8	.500	0-0	.000	2-4	.500	2	3	5	7.4	3	0	1	0	0	10	9.8	
vs Texas Tech	11/27/2021	*	25:20	3-8	.375	0-0	.000	0-3	.000	3	1	4	6.8	2	0	1	2	1	6	9.2	
vs Stetson	11/28/2021	*	19:02	3-6	.500	0-0	.000	2-5	.400	0	3	3	6.3	3	0	0	1	0	8	9.0	
at William & Mary	12/05/2021	*	27:53	2-3	.667	0-0	.000	0-2	.000	0	5	5	6.1	0	1	4	0	5	4	8.4	
Bowie St.	12/08/2021	*	15:10	5-6	.833	0-0	.000	1-2	.500	3	2	5	6.0	0	0	0	0	2	11	8.7	
Norfolk St.	12/12/2021	*	22:07	4-4	1.000	0-0	.000	2-4	.500	3	2	5	5.9	0	0	5	1	2	10	8.8	
at Appalachian St.	12/18/2021	*	17:49	2-4	.500	0-0	.000	1-2	.500	0	2	2	5.5	1	3	0	2	0	5	8.5	
at Temple	12/22/2021	*	28:42	4-10	.400	0-0	.000	0-2	.000	3	2	5	5.5	3	0	2	1	3	8	8.4	
at UTSA	01/13/2022	*	19:18	3-6	.500	0-0	.000	1-1	1.000	1	3	4	5.4	4	0	3	3	1	7	8.3	
at UTEP	01/15/2022	*	31:59	1-5	.200	0-0	.000	4-7	.571	1	2	3	5.2	3	0	2	1	1	6	8.1	
Totals			14	355:05	47-90	.522	0-0	.000	20-51	.392	32	41	73	5.2	30	6	29	14	21	114	8.1

CAREER STATISTICS

SEASON	TEAM	GP-GS	MIN/AVG	Field Goals		3-Point		F-Throws		Rebounds				Scoring						
				FG-FGA	FG%	3FG-3FGA	3FG%	FT-FTA	FT%	OFF	DEF	TOT	AVG	PF-FO	A	TO	BLK	STL	PTS	AVG
2018-19	ODU	32-3	726/22.7	104-215	.484	6-16	.375	52-102	.510	82	127	209	6.5	82-0	27	45	14	50	266	8.3
2019-20	ODU	30-30	858/28.6	129-289	.446	1-19	.053	60-121	.496	88	157	245	8.2	70-1	32	71	24	63	319	10.6
2020-21	ODU	22-22	739/33.6	128-284	.451	0-1	.000	44-96	.458	80	166	246	11.2	65-3	39	51	22	45	300	13.6
2021-22	ODU	14-14	355/25.4	47-90	.522	0-0	.000	20-51	.392	32	41	73	5.2	30-0	6	29	14	21	114	8.1
TOTAL		98-69	2679/27.3	408-878	.465	7-36	.194	176-370	.476	282	491	773	7.9	247-4	104	196	74	179	999	10.2



#24 EDEN SAMPLE

5-11 | FRESHMAN | GUARD | GWINNETT, GA. | COLLINS HILL

PLAYER NOTES

- Scored her first collegiate basket vs. Bowie State. Set personal bests with two points, two rebounds, one assist and one steal. Also played a season-high 13 minutes.
- Played in ODU's season opener with S.C. State. Made one free throw in four minutes of action.
- A nominee for the 2021 McDonald's All-American game and an Atlanta Journal-Constitution 6A All-State Second Team player as a senior. Led Collins Hill to a 6A state quarterfinal appearance as a senior. Was her team's leading scorer as a junior with 16.5 points per game. The MVP of the Deep South Classic as both a junior and a senior.

CAREER HIGHS

PTS: 2 (2x), last: Appalachian State - 12/18/21
RBS: 2 (2x), last: Norfolk State - 12/12/21
AST: 1 (2x), last: Appalachian State - 12/18/21
STL: 1, Bowie State - 12/8/21
BLK: 1, Appalachian State - 12/18/21
MIN: 13, Bowie State - 12/8/21
FG: 1 (2x), last: Appalachian State - 12/18/21
FGA: 3 (2x), last: Bowie State - 12/8/21
3FG: ---
3FGA: 3, William & Mary - 12/5/21
FT: 1 (2x), last: Norfolk State - 12/12/21
FTA: 2 (3x), last: Norfolk State - 12/12/21

SEASON HIGHS

PTS: 2 (2x), last: Appalachian State - 12/18/21
RBS: 2 (2x), last: Norfolk State - 12/12/21
AST: 1 (2x), last: Appalachian State - 12/18/21
STL: 1, Bowie State - 12/8/21
BLK: 1, Appalachian State - 12/18/21
MIN: 13, Bowie State - 12/8/21
FG: 1 (2x), last: Appalachian State - 12/18/21
FGA: 3 (2x), last: Bowie State - 12/8/21
3FG: ---
3FGA: 3, William & Mary - 12/5/21
FT: 1 (2x), last: Norfolk State - 12/12/21
FTA: 2 (3x), last: Norfolk State - 12/12/21

2021-22 GAME-BY-GAME

Opponent	Date	GS	MIN	Total		3-Pointers		Free throws		Rebounds				PF	A	TO	BLK	STL	PTS	AVG
				FG-FGA	PCT	3FG-3FGA	PCT	FT-FTA	PCT	OFF	DEF	TOT	AVG							
South Carolina St.	11/09/2021		03:55	0-0	.000	0-0	.000	1-2	.500	0	0	0	0.0	0	0	0	0	0	1	1.0
at VCU	11/21/2021		01:30	0-0	.000	0-0	.000	0-0	.000	0	0	0	0.0	1	0	0	0	0	0	0.5
at William & Mary	12/05/2021		04:02	0-3	.000	0-3	.000	0-0	.000	0	0	0	0.0	1	0	0	0	0	0	0.3
Bowie St.	12/08/2021		12:54	1-3	.333	0-1	.000	0-2	.000	1	1	2	0.5	1	1	0	0	1	2	0.8
Norfolk St.	12/12/2021		03:17	0-1	.000	0-0	.000	1-2	.500	2	0	2	0.8	1	0	0	0	0	1	0.8
at Appalachian St.	12/18/2021		04:53	1-2	.500	0-1	.000	0-0	.000	0	0	0	0.7	0	1	0	1	0	2	1.0
Totals		0	30:31	2-9	.222	0-5	.000	2-6	.333	3	1	4	0.7	4	2	0	1	1	6	1.0

CAREER STATISTICS

		Field Goals		3-Point		F-Throws		Rebounds				Scoring								
SEASON	TEAM	GP-GS	MIN/AVG	FG-FGA	FG%	3FG-3FGA	3FG%	FT-FTA	FT%	OFF	DEF	TOT	AVG	PF-FO	A	TO	BLK	STL	PTS	AVG
2021-22	ODU	6-0	31/5.1	2-9	.222	0-5	.000	2-6	.333	3	1	4	0.7	4-0	2	0	1	1	6	1.0
TOTAL		6-0	31/5.1	2-9	.222	0-5	.000	2-6	.333	3	1	4	0.7	4-0	2	0	1	1	6	1.0



#25 KALEN NELSON

5-11 | FRESHMAN | GUARD/FORWARD | TULSA, OKLA. | UNION

PLAYER NOTES

- Played a season-high 17 minutes vs. Bowie State, scoring a personal-best four points.
- Scored her first collegiate basket vs. Saint Joseph's.
- Played the most minutes (eight) by an ODU freshman vs. Auburn. Scored her first career point and grabbed two rebounds.
- Played 11 minutes in ODU's season opener vs. S.C. State. Grabbed five rebounds, including a pair of offensive boards.
- Averaged 13.4 points and 5.9 rebounds per game as a senior at Union High School, garnering all-state and All-World honors. Guided Union to the state semifinals in her final season, where it lost to the eventual state champions.
- A Second Team All-World honoree as a junior, averaging 12.8 points per game.

CAREER HIGHS

PTS: 4, Bowie State - 12/8/21
RBS: 5, S.C. State - 11/9/21
AST: 1, Appalachian State - 12/18/21
STL: 1 (3x), last: UTSA - 1/13/22
BLK: ---
MIN: 17, Bowie State - 12/8/21
FG: 1 (5x), last: Appalachian State - 12/18/21
FGA: 5 (2x), last: Appalachian State - 12/18/21
3FG: ---
3FGA: ---
FT: 2, Bowie State - 12/8/21
FTA: 2 (2x), last: Bowie State - 12/8/21

SEASON HIGHS

PTS: 4, Bowie State - 12/8/21
RBS: 5, S.C. State - 11/9/21
AST: 1, Appalachian State - 12/18/21
STL: 1 (3x), last: UTSA - 1/13/22
BLK: ---
MIN: 17, Bowie State - 12/8/21
FG: 1 (5x), last: Appalachian State - 12/18/21
FGA: 5 (2x), last: Appalachian State - 12/18/21
3FG: ---
3FGA: ---
FT: 2, Bowie State - 12/8/21
FTA: 2 (2x), last: Bowie State - 12/8/21

2021-22 GAME-BY-GAME

Opponent	Date	GS	MIN	Total		3-Pointers		Free throws		Rebounds				PF	A	TO	BLK	STL	PTS	AVG
				FG-FGA	PCT	3FG-3FGA	PCT	FT-FTA	PCT	OFF	DEF	TOT	AVG							
South Carolina St.	11/09/2021		10:57	0-2	.000	0-0	.000	0-0	.000	2	3	5	5.0	1	0	0	0	0	0	0.0
Auburn	11/14/2021		07:46	0-1	.000	0-0	.000	1-2	.500	1	1	2	3.5	0	0	0	0	0	1	0.5
George Washington	11/18/2021		02:21	0-0	.000	0-0	.000	0-0	.000	0	0	0	2.3	0	0	0	0	0	0	0.3
at VCU	11/21/2021		01:30	0-1	.000	0-0	.000	0-0	.000	0	1	1	2.0	0	0	0	0	0	0	0.3
vs Saint Joseph's	11/26/2021		07:17	1-1	1.000	0-0	.000	0-0	.000	1	1	2	2.0	0	0	0	0	0	2	0.6
vs Texas Tech	11/27/2021		03:43	0-0	.000	0-0	.000	0-0	.000	0	1	1	1.8	0	0	0	0	0	0	0.5
vs Stetson	11/28/2021		13:29	1-3	.333	0-0	.000	0-0	.000	0	2	2	1.9	2	0	0	0	0	2	0.7
at William & Mary	12/05/2021		06:22	1-2	.500	0-0	.000	0-0	.000	0	0	0	1.6	0	0	0	0	1	2	0.9
Bowie St.	12/08/2021		16:38	1-5	.200	0-0	.000	2-2	1.000	1	1	2	1.7	0	0	3	0	1	4	1.2
Norfolk St.	12/12/2021		03:08	0-0	.000	0-0	.000	0-0	.000	0	0	0	1.5	0	0	0	0	0	0	1.1
at Appalachian St.	12/18/2021		14:53	1-5	.200	0-0	.000	0-0	.000	1	0	1	1.5	1	1	0	0	0	2	1.2
at UTSA	01/13/2022		07:08	0-0	.000	0-0	.000	0-0	.000	0	2	2	1.5	1	0	0	0	1	0	1.1
at UTEP	01/15/2022		05:42	0-1	.000	0-0	.000	0-0	.000	0	0	0	1.4	1	0	1	0	0	0	1.0
Totals		0	100:54	5-21	.238	0-0	.000	3-4	.750	6	12	18	1.4	6	1	4	0	3	13	1.0

CAREER STATISTICS

		Field Goals		3-Point		F-Throws		Rebounds				Scoring								
SEASON	TEAM	GP-GS	MIN/AVG	FG-FGA	FG%	3FG-3FGA	3FG%	FT-FTA	FT%	OFF	DEF	TOT	AVG	PF-FO	A	TO	BLK	STL	PTS	AVG
2021-22	ODU	13-0	101/7.8	5-21	.238	0-0	.000	3-4	.750	6	12	18	1.4	6-0	1	4	0	3	13	1.0
TOTAL		13-0	101/7.8	5-21	.238	0-0	.000	3-4	.750	6	12	18	1.4	6-0	1	4	0	3	13	1.0



#35 ALEX ROUSE

5-8 | FRESHMAN | GUARD | LITTLE ROCK, ARK. | JOE T. ROBINSON

PLAYER NOTES

- Played four minutes in ODU's season opener vs. S.C. State. Grabbed one offensive rebound.
- A multi-sport athlete at Joe T. Robinson. Scored over 2,000-career points to set the school record. Earned all-conference and all-state recognition as a senior after averaging 25.5 points, six rebounds and three assists per game
- A former state champion in soccer and played volleyball for a season.
- Father played football at Arkansas and for the Chicago Bears.

CAREER HIGHS

PTS: ---
 RBS: 1 (2x), last: VCU - 11/21/21
 AST: ---
 STL: ---
 BLK: ---
 MIN: 4, S.C. State - 11/9/21
 FG: ---
 FGA: ---
 3FG: ---
 3FGA: ---
 FT: ---
 FTA: ---

SEASON HIGHS

PTS: ---
 RBS: 1 (2x), last: VCU - 11/21/21
 AST: ---
 STL: ---
 BLK: ---
 MIN: 4, S.C. State - 11/9/21
 FG: ---
 FGA: ---
 3FG: ---
 3FGA: ---
 FT: ---
 FTA: ---

2021-22 GAME-BY-GAME

Opponent	Date	GS	MIN	Total		3-Pointers		Free throws		Rebounds				PF	A	TO	BLK	STL	PTS	AVG
				FG-FGA	PCT	3FG-3FGA	PCT	FT-FTA	PCT	OFF	DEF	TOT	AVG							
South Carolina St.	11/09/2021		03:55	0-0	.000	0-0	.000	0-0	.000	1	0	1	1.0	1	0	0	0	0	0	0.0
at VCU	11/21/2021		01:30	0-0	.000	0-0	.000	0-0	.000	1	0	1	1.0	0	0	0	0	0	0	0.0
Totals		0	05:25	0-0	.000	0-0	.000	0-0	.000	2	0	2	1.0	1	0	0	0	0	0	0.0

CAREER STATISTICS

SEASON	TEAM	GP-GS	MIN/AVG	Field Goals		3-Point		F-Throws		Rebounds				Scoring							
				FG-FGA	FG%	3FG-3FGA	3FG%	FT-FTA	FT%	OFF	DEF	TOT	AVG	PF	FO	A	TO	BLK	STL	PTS	AVG
2021-22	ODU	2-0	5/2.7	0-0	.000	0-0	.000	0-0	.000	2	0	2	1.0	1-0	0	0	0	0	0	0	0.0
TOTAL		2-0	5/2.7	0-0	.000	0-0	.000	0-0	.000	2	0	2	1.0	1-0	0	0	0	0	0	0	0.0



#44 AMHYIA MORELAND

6-1 | FRESHMAN | FORWARD | CHARLOTTE, N.C. | ZEBULON B. VANCE

PLAYER NOTES

- Notched a personal best four points vs. Norfolk State.
- Came down with a season-high four boards vs. Bowie State. Also had two steals.
- Grabbed three rebounds vs. Stetson.
- Scored two points and grabbed two rebounds in four minutes of action in ODU's season opener with S.C. State.
- A two-time 4A state champion. Posted an 11-point, 13-rebound double-double in the 2021 state championship. Averaged 18.2 points and 7.4 rebounds per game as a senior, earning I-Meck Player of the Year honors.

CAREER HIGHS

PTS: 4, Norfolk State - 12/12/21
RBS: 4, Bowie State - 12/8/21
AST: 1 (2x), last: Norfolk State - 12/12/21
STL: 2, Bowie State - 12/8/21
BLK: 1 (3x), last: William & Mary - 12/5/21
MIN: 11, Bowie State - 12/8/21
FG: 2, Norfolk State - 12/12/21
FGA: 3, S.C. State - 11/9/21
3FG: ---
3FGA: ---
FT: 1, Bowie State - 12/8/21
FTA: 2, Bowie State - 12/8/21

SEASON HIGHS

PTS: 4, Norfolk State - 12/12/21
RBS: 4, Bowie State - 12/8/21
AST: 1 (2x), last: Norfolk State - 12/12/21
STL: 2, Bowie State - 12/8/21
BLK: 1 (3x), last: William & Mary - 12/5/21
MIN: 11, Bowie State - 12/8/21
FG: 2, Norfolk State - 12/12/21
FGA: 3, S.C. State - 11/9/21
3FG: ---
3FGA: ---
FT: 1, Bowie State - 12/8/21
FTA: 2, Bowie State - 12/8/21

2021-22 GAME-BY-GAME

Opponent	Date	GS	MIN	Total		3-Pointers		Free throws		Rebounds				PF	A	TO	BLK	STL	PTS	AVG
				FG-FGA	PCT	3FG-3FGA	PCT	FT-FTA	PCT	OFF	DEF	TOT	AVG							
South Carolina St.	11/09/2021		03:55	1-3	.333	0-0	.000	0-0	.000	0	2	2	2.0	0	0	2	0	0	2	2.0
at VCU	11/21/2021		08:33	0-0	.000	0-0	.000	0-0	.000	0	2	2	2.0	4	1	2	1	0	0	1.0
vs Saint Joseph's	11/26/2021		03:01	0-2	.000	0-0	.000	0-0	.000	0	0	0	1.3	0	0	2	0	0	0	0.7
vs Texas Tech	11/27/2021		03:27	0-0	.000	0-0	.000	0-0	.000	0	0	0	1.0	3	0	0	0	0	0	0.5
vs Stetson	11/28/2021		04:40	0-2	.000	0-0	.000	0-0	.000	1	2	3	1.4	2	0	3	1	0	0	0.4
at William & Mary	12/05/2021		03:26	1-2	.500	0-0	.000	0-0	.000	0	0	0	1.2	0	0	1	0	2	0.7	
Bowie St.	12/08/2021		10:40	0-1	.000	0-0	.000	1-2	.500	0	4	4	1.6	2	0	0	0	2	1	0.7
Norfolk St.	12/12/2021		07:31	2-2	1.000	0-0	.000	0-1	.000	1	1	2	1.6	2	1	1	0	1	4	1.1
at Appalachian St.	12/18/2021		07:03	0-1	.000	0-0	.000	0-0	.000	1	1	2	1.7	4	0	0	0	0	0	1.0
Totals		0	52:16	4-13	.308	0-0	.000	1-3	.333	3	12	15	1.7	17	2	10	3	3	9	1.0

CAREER STATISTICS

SEASON	TEAM	GP-GS	MIN/AVG	Field Goals		3-Point		F-Throws		Rebounds				Scoring						
				FG-FGA	FG%	3FG-3FGA	3FG%	FT-FTA	FT%	OFF	DEF	TOT	AVG	PF-FO	A	TO	BLK	STL	PTS	AVG
2021-22	ODU	9-0	52/5.8	4-13	.308	0-0	.000	1-3	.333	3	12	15	1.7	17-0	2	10	3	3	9	1.0
TOTAL		9-0	52/5.8	4-13	.308	0-0	.000	1-3	.333	3	12	15	1.7	17-0	2	10	3	3	9	1.0

2021-22 OVERALL SEASON STATS

Game Records

Record	Overall	Home	Away	Neutral
ALL GAMES	11-3	4-1	4-2	3-0
CONFERENCE	1-1	0-0	1-1	0-0
NON-CONFERENCE	10-2	4-1	3-1	3-0

Score by Periods

Team	1st	2nd	3rd	4th	OT	TOT
Old Dominion	219	212	229	232	0	892
Opponents	144	185	193	185	0	707

Team Box Score

No.	Player	Total			3-Point			F-Throw		Rebounds				PF DQ A TO BLK STL PTS AVG								
		GP-GS	MIN	AVG	FG-FGA	FG%	3FG-3FGA	3FG%	FT-FTA	FT%	OFF	DEF	TOT	AVG	PF	DQ	A	TO	BLK	STL	PTS	AVG
2	ALLEN, Iggy	14-14	411:24	29.4	76-194	.392	20-59	.339	28-38	.737	30	85	115	8.2	30	0	26	23	2	24	200	14.3
14	WAYNE, Ajah	14-14	403:09	28.8	63-152	.414	16-43	.372	53-73	.726	40	44	84	6.0	25	0	25	24	9	26	195	13.9
23	YOUNG, Amari	14-14	355:05	25.4	47-90	.522	0-0	.000	20-51	.392	32	41	73	5.2	30	0	6	29	14	21	114	8.1
1	ADAMS, Mariah	12-9	360:30	30.0	28-77	.364	3-21	.143	18-23	.783	8	24	32	2.7	36	1	48	32	0	30	77	6.4
11	CLARK, Kaye	14-13	356:48	25.5	33-74	.446	9-26	.346	9-14	.643	17	20	37	2.6	34	1	27	34	5	32	84	6.0
12	JACKSON, Brianna	14-4	234:35	16.8	33-66	.500	0-1	.000	17-30	.567	26	38	64	4.6	38	1	3	26	22	6	83	5.9
3	WASHINGTON, Taleah	9-2	115:51	12.9	12-36	.333	7-23	.304	6-10	.600	1	8	9	1.0	6	0	10	15	3	4	37	4.1
4	HUDSON, Aziah	14-0	234:52	16.8	14-55	.255	8-41	.195	6-11	.545	2	5	7	0.5	14	0	7	6	0	15	42	3.0
0	CAMPBELL, Joy	12-0	92:43	7.7	8-25	.320	2-9	.222	3-9	.333	4	11	15	1.3	4	0	3	10	0	7	21	1.8
5	BARNES-WILLIAMS, Ashanti	7-0	45:58	6.6	4-14	.286	0-2	.000	3-5	.600	3	3	6	0.9	9	0	3	3	1	3	11	1.6
44	MORELAND, Amhyia	9-0	52:16	5.8	4-13	.308	0-0	.000	1-3	.333	3	12	15	1.7	17	0	2	10	3	3	9	1.0
24	SAMPLE, Eden	6-0	30:31	5.1	2-9	.222	0-5	.000	2-6	.333	3	1	4	0.7	4	0	2	0	1	1	6	1.0
25	NELSON, Kaylen	13-0	100:54	7.8	5-21	.238	0-0	.000	3-4	.750	6	12	18	1.4	6	0	1	4	0	3	13	1.0
35	ROUSE, Alex	2-0	05:25	2.7	0-0	.000	0-0	.000	0-0	.000	2	0	2	1.0	1	0	0	0	0	0	0	0.0
Team											25	29	54					5				
Total		14	2800		329-826	.398	65-230	.283	169-277	.610	202	333	535	38.2	254	3	163	221	60	175	892	63.7
Opponents		14	2800		250-717	.349	48-191	.251	159-239	.665	171	349	520	37.1	270	7	118	317	42	102	707	50.5

Team Statistics

	ODU	OPP
Scoring	892	707
Points per game	63.7	50.5
Scoring margin	+13.2	-
Field goals-att	329-826	250-717
Field goal pct	.398	.349
3 point fg-att	65-230	48-191
3-point FG pct	.283	.251
3-pt FG made per game	4.6	3.4
Free throws-att	169-277	159-239
Free throw pct	.610	.665
F-Throws made per game	12.1	11.4
Rebounds	535	520
Rebounds per game	38.2	37.1
Rebounding margin	+1.1	-
Assists	163	118
Assists per game	11.6	8.4
Turnovers	221	317
Turnovers per game	15.8	22.6
Turnover margin	+6.9	-
Assist/turnover ratio	0.7	0.4
Steals	175	102
Steals per game	12.5	7.3
Blocks	60	42
Blocks per game	4.3	3.0
Winning streak	0	-
Home win streak	2	-
Attendance	8659	5425
Home games-Avg/Game	5-1732	6-904
Neutral site-Avg/Game	-	3-0

Team Results

Date	Opponent		Score	Att.
11/09/2021	South Carolina St.	W	80-52	1649
11/14/2021	Auburn	W	57-44	1776
11/18/2021	George Washington	L	45-47	1719
11/21/2021	at VCU	L	48-71	641
11/26/2021	vs Saint Joseph's	W	67-50	0
11/27/2021	vs Texas Tech	W	59-45	0
11/28/2021	vs Stetson	W	61-51	0
12/05/2021	at William & Mary	W	68-55	221
12/08/2021	Bowie St.	W	70-29	1591
12/12/2021	Norfolk St.	W	76-47	1924
12/18/2021	at Appalachian St.	W	85-49	204
12/22/2021	at Temple	W	71-68	3122
01/13/2022	at UTSA	W	57-46	455
01/15/2022	at UTEP	L	48-53	782

CONFERENCE USA STATS

Game Records

Record	Overall	Home	Away	Neutral
ALL GAMES	1-1	0-0	1-1	0-0
CONFERENCE	1-1	0-0	1-1	0-0
NON-CONFERENCE	0-0	0-0	0-0	0-0

Score by Periods

Team	1st	2nd	3rd	4th	OT	TOT
Old Dominion	27	21	30	27	0	105
Opponents	18	29	33	19	0	99

Team Box Score

No.	Player	Total			3-Point			F-Throw		Rebounds				Other				PTS	AVG			
		GP-GS	MIN	AVG	FG-FGA	FG%	3FG-3FGA	3FG%	FT-FTA	FT%	OFF	DEF	TOT	AVG	PF	DQ	A			TO	BLK	STL
2	ALLEN, Iggy	2-2	63:06	31.6	12-29	.414	0-7	.000	4-5	.800	0	15	15	7.5	4	0	3	3	0	4	28	14.0
12	JACKSON, Brianna	2-0	47:49	23.9	4-9	.444	0-0	.000	7-11	.636	6	8	14	7.0	5	0	0	2	2	1	15	7.5
14	WAYNE, Ajah	2-2	56:51	28.4	5-15	.333	2-7	.286	3-7	.429	2	11	13	6.5	5	0	3	5	2	4	15	7.5
23	YOUNG, Amari	2-2	51:17	25.6	4-11	.364	0-0	.000	5-8	.625	2	5	7	3.5	7	0	0	5	4	2	13	6.5
1	ADAMS, Mariah	2-2	70:30	35.3	6-17	.353	0-5	.000	0-0	.000	1	4	5	2.5	3	0	8	7	0	5	12	6.0
11	CLARK, Kaye	2-2	46:43	23.4	4-9	.444	2-5	.400	2-2	1.000	1	0	1	0.5	6	0	0	9	0	2	12	6.0
0	CAMPBELL, Joy	2-0	16:42	8.4	3-7	.429	2-5	.400	0-2	.000	0	1	1	0.5	1	0	1	0	0	1	8	4.0
4	HUDSON, Aziah	2-0	34:13	17.1	1-8	.125	0-7	.000	0-0	.000	0	0	0	0.0	2	0	0	0	0	1	2	1.0
25	NELSON, Kaylen	2-0	12:50	6.4	0-1	.000	0-0	.000	0-0	.000	0	2	2	1.0	2	0	0	1	0	1	0	0.0
Team											4	5	9									
Total		2	400		39-106	.368	6-36	.167	21-35	.600	16	51	67	33.5	35	0	15	32	8	21	105	52.5
Opponents		2	400		34-105	.324	9-29	.310	22-30	.733	24	59	83	41.5	38	2	18	45	4	13	99	49.5

Team Statistics

	ODU	OPP
Scoring	105	99
Points per game	52.5	49.5
Scoring margin	+3.0	-
Field goals-att	39-106	34-105
Field goal pct	.368	.324
3 point fg-att	6-36	9-29
3-point FG pct	.167	.310
3-pt FG made per game	3.0	4.5
Free throws-att	21-35	22-30
Free throw pct	.600	.733
F-Throws made per game	10.5	11.0
Rebounds	67	83
Rebounds per game	33.5	41.5
Rebounding margin	-8.0	-
Assists	15	18
Assists per game	7.5	9.0
Turnovers	32	45
Turnovers per game	16.0	22.5
Turnover margin	+6.5	-
Assist/turnover ratio	0.5	0.4
Steals	21	13
Steals per game	10.5	6.5
Blocks	8	4
Blocks per game	4.0	2.0
Winning streak	0	-
Home win streak	0	-
Attendance	0	1237
Home games-Avg/Game	0-0	2-619
Neutral site-Avg/Game	-	0-0

Team Results

Date	Opponent		Score	Att.
01/13/2022	at UTSA	W	57-46	455
01/15/2022	at UTEP	L	48-53	782

Old Dominion Women's Basketball 2021-22 Game Notes

BOX SCORES

GAME FIVE



Official Basketball Box Score - Final
Saint Joseph's at Old Dominion
11/26/21 Leonard E. Merrell Center, Katy
2021-22 Women's Basketball

Game Time: 11:00 AM
Game Duration: 1:46

Officials: Demoya Williams, Chaney Murnigh, Kristen Jones

Saint Joseph's - 50

Box score for Saint Joseph's vs Old Dominion, Game 5. Includes player stats for FG, 3P, FT, Rebounds, Fouls, TP, AS, TO, ST, Blocks, +/- and team totals.

GAME SIX



Official Basketball Box Score - Final
Old Dominion at Texas Tech
11/27/21 Leonard E. Merrell Center, Katy
2021-22 Women's Basketball

Game Time: 1:30 PM
Game Duration: 1:54

Officials: Brian Garland, Jennifer White, LaShonda Kidd

Old Dominion - 59

Box score for Old Dominion vs Texas Tech, Game 6. Includes player stats for FG, 3P, FT, Rebounds, Fouls, TP, AS, TO, ST, Blocks, +/- and team totals.

Old Dominion - 67

Box score for Old Dominion vs Old Dominion, Game 7. Includes player stats for FG, 3P, FT, Rebounds, Fouls, TP, AS, TO, ST, Blocks, +/- and team totals.

Texas Tech - 45

Box score for Texas Tech vs Old Dominion, Game 8. Includes player stats for FG, 3P, FT, Rebounds, Fouls, TP, AS, TO, ST, Blocks, +/- and team totals.

Summary statistics for Game 5: Biggest lead, Best Scoring Run, Lead Changes, Times Tied, Time with Lead.

Summary statistics for Game 6: Biggest lead, Best Scoring Run, Lead Changes, Times Tied, Time with Lead.

GAME SEVEN



Official Basketball Box Score - Final
Stetson at Old Dominion
11/28/21 Leonard E. Merrell Center, Katy
2021-22 Women's Basketball

Game Time: 11:00 AM
Game Duration: 1:51

Officials: Brian Garland, Symbri Tuttle, Jaclyn Watson

Stetson - 51

Box score for Stetson vs Old Dominion, Game 7. Includes player stats for FG, 3P, FT, Rebounds, Fouls, TP, AS, TO, ST, Blocks, +/- and team totals.

GAME EIGHT



Official Basketball Box Score - Final
Old Dominion at William & Mary
12/02/21 Kaplan Arena, Williamsburg, Va.
2021-22 Women's Basketball

Game Time: 3:00 PM
Game Duration: 1:57
Attendance: 221

Officials: Daryl Humphrey, Hilary Hartwell, Kate Wood

Old Dominion - 68

Box score for Old Dominion vs William & Mary, Game 8. Includes player stats for FG, 3P, FT, Rebounds, Fouls, TP, AS, TO, ST, Blocks, +/- and team totals.

Old Dominion - 61

Box score for Old Dominion vs Old Dominion, Game 9. Includes player stats for FG, 3P, FT, Rebounds, Fouls, TP, AS, TO, ST, Blocks, +/- and team totals.

William & Mary - 55

Box score for William & Mary vs Old Dominion, Game 10. Includes player stats for FG, 3P, FT, Rebounds, Fouls, TP, AS, TO, ST, Blocks, +/- and team totals.

Summary statistics for Game 7: Biggest lead, Best Scoring Run, Lead Changes, Times Tied, Time with Lead.

Summary statistics for Game 8: Biggest lead, Best Scoring Run, Lead Changes, Times Tied, Time with Lead.

Old Dominion Women's Basketball 2021-22 Game Notes

BOX SCORES

GAME THIRTEEN

GAME FOURTEEN



Official Basketball Box Score - Final
Old Dominion at UTSA
01/13/22 Convocation Center, San Antonio, Texas
2021-22 Women's Basketball

Game Time: 7:05 PM
Game Duration: 1:53
Attendance: 455



Official Basketball Box Score - Final
ODU at UTEP
01/15/22 Don Haskins Center, El Paso
2021-22 Women's Basketball

Game Time: 1:00 PM
Game Duration: 1:52
Attendance: 782

Officials: Chaney Maunch, Denoya Williams, Jaclyn Watson

Officials: Travis Jones, Charles Stein, Tiffany Bridges

Table with 15 columns: NO., Name, Min, FG, 3P, FT, Rebounds, Fouls, TP, AS, TO, ST, Blocks, +/-

Shooting By Period table with columns: 1st, 2nd, 3rd, 4th, GM, FT%

Technical Fouls: NONE

Dead Ball Rebounds: 4, 0

Table with 15 columns: NO., Name, Min, FG, 3P, FT, Rebounds, Fouls, TP, AS, TO, ST, Blocks, +/-

Shooting By Period table with columns: 1st, 2nd, 3rd, 4th, GM, FT%

Technical Fouls: NONE

Dead Ball Rebounds: 2, 0

Summary table with columns: Biggest lead, Best Scoring Run, Lead Changes, Times Tied, Time with Lead

Table with 15 columns: NO., Name, Min, FG, 3P, FT, Rebounds, Fouls, TP, AS, TO, ST, Blocks, +/-

Shooting By Period table with columns: 1st, 2nd, 3rd, 4th, GM, FT%

Technical Fouls: NONE

Dead Ball Rebounds: 2, 0

Table with 15 columns: NO., Name, Min, FG, 3P, FT, Rebounds, Fouls, TP, AS, TO, ST, Blocks, +/-

Shooting By Period table with columns: 1st, 2nd, 3rd, 4th, GM, FT%

Technical Fouls: NONE

Dead Ball Rebounds: 2, 0

Summary table with columns: Biggest lead, Best Scoring Run, Lead Changes, Times Tied, Time with Lead