


2011-2012 MONARCH BASKETBALL



OLD DOMINION UNIVERSITY (10-8, 5-1)

at

TOWSON TIGERS (0-18, 0-6)

JANUARY 18, 2012

MONARCH PROBABLE STARTERS

F 20 Chris Cooper, 6-9, Sr. Dumfries, Va., 10.7 ppg/ 10.2 rpg
 F 1 Nick Wright, 6-8, R-Jr., Suffolk, Va., 7.7 ppg/ 4.9 rpg
 G 22 Marquel De Lancey, 6-0, Sr., Alexandria, Va., 4.6 ppg/ 2.3 apg
 G 12 Donte Hill, 6-4, So., Virginia Beach, Va., 7.0 ppg/ 3.7 rpg
 G/F 24 Kent Bazemore, 6-5, R-Sr. Kelford, N.C., 14.6 ppg/ 5.3 rpg

OFF THE BENCH

G 15 Trian Iliadis, 6-3, Sr., Perth, W. Australia, 8.3 ppg/ 2.5 apg
 G 4 Dimitri Batten, 6-3, R-Fr., Newport News, Va., 7.8 ppg/ 2.6 rpg
 F 23 Richard Ross, 6-7, R-Fr., Wichita Falls, Texas, 5.7 ppg/ 4.7 rpg
 G 10 Breon Key, 6-2, Fr., Hampton, Va., 2.3 ppg/ 0.9 rpg
 F 40 Anton Larsen, 7-0, R-So., Copenhagen, Denmark, 1.7 ppg/ 0.9 rpg
 F 00 Jason Pimentel, 6-8, Fr. Ocala, Fla., 4.0 ppg/ 4.6 rpg

GENERAL INFORMATION

LOCATION: Norfolk, Va. 23529
 NICKNAME: Monarchs
 FOUNDED: 1930 (as the Norfolk Division of The College of William & Mary)
 ENROLLMENT: 24,466
 SCHOOL COLORS: Slate Blue (PMS 540), Silver (PMS 877), & Light Blue (PMS 283)
 HOME COURT: Ted Constant Convocation Center (8,424)
 SURFACE: Wood
 CONFERENCE: Colonial Athletic Association
 PRESIDENT: John Broderick (Northeastern)
 ATHLETIC DIRECTOR: Dr. Wood Selig (Washington & Lee)
 OFFICE PHONE: 757-683-3369
 SR. WOMEN'S ADMINISTRATOR: Deb Polca
 ATHLETIC DEPARTMENT PHONE: 757-683-3375
 TICKET OFFICE PHONE: 757-683-4444
 ATHLETIC TRAINER: Jason Mitchell
 OFFICIAL WEBSITE: www.odusports.com

ODU ON TV / RADIO

Radio: ESPN 94.1
 (Ted Alexander, Cal Bowdler, Rick Kiefner)

MONARCH 2011-12 SCHEDULE

Sat.	Oct. 29	Blue-White Scrimmage	4:00 p.m.	
Tue.	Nov. 1	vs. Barton College (exh.)	7:00 p.m.	W, 79-68
Fri.	Nov. 4	vs. Elizabeth City State (exh.)	7:00 p.m.	W, 69-43
Sat.	Nov. 12	vs. Northern Iowa	7:00 p.m.	L, 46-63
Mon.	Nov. 14	vs. Long Island	7:00 p.m.	W, 77-69
Wed.	Nov. 16	vs. Howard	7:00 p.m.	W, 53-43
Sat.	Nov. 19	South Florida %	2:00 p.m.	W, 68-66 (OT)
Sun.	Nov. 20	#2 Kentucky	12 noon	L, 52-62
Wed.	Nov. 23	vs. Vermont	7:00 p.m.	L, 63-65 (OT)
Tue.	Nov. 29	vs. East Carolina	7:00 p.m.	W, 63-58
Sat.	Dec. 3	at Northeastern*	1:00 p.m.	W, 69-59
Fri.	Dec. 9	at Fairfield +	9:30 p.m.	L, 51-59
Sat.	Dec. 17	at Central Florida	5:00 p.m.	L, 53-61
Tue.	Dec. 20	at Richmond	7:00 p.m.	L, 82-90 (OT)
Thu.	Dec. 22	vs. VMI	7:00 p.m.	W, 81-73
Fri.	Dec. 30	vs. #8 Missouri	7:00 p.m.	L, 68-75
Mon.	Jan. 2	at James Madison*	3:00 p.m.	W, 67-61 (OT)
Thu.	Jan. 5	vs. George Mason*	7:00 p.m.	L, 54-63
Sat.	Jan. 7	vs. Towson*	7:00 p.m.	W, 75-38
Wed.	Jan. 11	at Delaware*	7:00 p.m.	W, 68-66 (OT)
Sat.	Jan. 14	vs. Hofstra*	12 noon	W, 69-61
Wed.	Jan. 18	at Towson*	7:00 p.m.	
Sat.	Jan. 21	at VCU*	8:00 p.m.	
Mon.	Jan. 23	vs. Northeastern*	7:00 p.m.	
Wed.	Jan. 25	at UNCW*	7:00 p.m.	
Sat.	Jan. 28	vs. William & Mary*	4:00 p.m.	
Thu.	Feb. 2	vs. James Madison*	7:00 p.m.	
Sat.	Feb. 4	at George Mason*	5:00 p.m.	
Wed.	Feb. 8	at William & Mary*	7:00 p.m.	
Sat.	Feb. 11	vs. VCU*	2:00 p.m.	
Tue.	Feb. 14	vs. UNCW*	7:00 p.m.	
Sat.	Feb. 18	ESPN Bracketbuster ^	TBA	
Wed.	Feb. 22	at Georgia State*	7:00 p.m.	
Sat.	Feb. 25	vs. Drexel*	4:00 p.m.	
Fri.-Mon.		March 2-5		CAA Tournament

% Hall of Fame Tournament

* CAA Games

+ Game played in Springfield, Mass.

^ ESPN BRACKETBUSTER GAME

Note: Dates and times are subject to change

CAA 2011 CHAMPIONS



2011 Second Round



2011-2012 MONARCH BASKETBALL

OLD DOMINION UNIVERSITY

SERIES VS. TOWSON

ODU leads, 26-1

The Monarchs defeated the Tigers, 75-38 on Jan. 7th in Norfolk.

Bazemore scored 14 and Dimitri Batten added 11 as all 11 Monarchs scored.

Nwankwo led Towson with 11 points, followed by Jones with 10.

Towson's only win over ODU was in 2001-02 in the old ODU fieldhouse.

LAST TIME OUT

The Monarchs rallied to defeat Hofstra Saturday, 69-61 in the Constant Center.

Trian Iliadis scored 19, Bazemore 16 and Cooper 13 points.

ODU shot .463 from the floor, while the Pride shot only.358. ODU has won three straight.

ODU IN OVERTIME GAMES

Overall: 43-43
Division I: 38-35

The Monarchs tied a school record for the most overtime games in a season with five thus far with its 68-66 victory at Delaware.

The 1978-79 Monarchs also had five overtime games with wins over Florida State, East Carolina, VCU and Clemson.

Last year's CAA Champion Monarchs played no overtime contests.

1978-79 Overtime Games

Dec. 9 L at Austin Peay 68-65
Jan. 6 W Florida State (2 OT) at Scope
Feb. 3 W at East Carolina (2 OT) , 90-85
Feb. 15 W at VCU, 72-71 in Richmond Coliseum
Mar. 12 W at Clemson (2 OT)- NIT second round

THINGS YOU SHOULD KNOW

- Under Blaine Taylor, ODU is 5-3 vs. BIGEAST teams
- ODU had five sellouts and nine total home games with crowds of 8,000 or more to lead the CAA.
- ODU led the nation in rebound margin +11.7
- ODU has a 173-67(.721) record in the last seven years which is the most wins of any Virginia Division I team.
- ODU has won more CAA titles than any current league member.
(6) ODU; (4) VCU and George Mason
- ODU has competed in four NCAA Tournaments since 2005.
- ODU's senior class of last year won a school record 97 games in four years which included two NCAA appearances, and a CIT Championship.
- Kent Bazemore is the pre-season CAA Player of the Year.
- American League CY Young Award Winner and AL MVP Justin Verlander (ODU'04) and National League Silver Slugger Award pitcher Dan Hudson of the Arizona Diamondbacks (ODU'08) are former Monarch All CAA selections. Together the two won 40 games between them this year.



BLAINE TAYLOR

ODU'S ALL-TIME WINNINGEST

Blaine Taylor became ODU's all-time winningest coach with the 49-34 win over Northeastern on Jan. 5, 2011. He then joined the 200 win club at ODU with a 69-65 win against George Mason, on Jan. 8, 2011 in the Constant Center. He is 215-110 in 10 years (.666) at ODU, and 356-176 in 17 yrs overall (.669).

Blaine Taylor	(2001-)	215-110	(10 yrs)
Bud Metheny	(1948-65)	198-163	(17 yrs)
Paul Webb	(1975-85)	196-99	(10 yrs)
Sonny Allen	(1965-75)	181-94	(10 yrs)

BLAINE TAYLOR

YEAR-BY-YEAR AS A HEAD COACH

1991-92	Montana	27-4 (NCAA)
1992-93	Montana	17-11
1993-94	Montana	20-8
1994-95	Montana	21-9 (NIT)
1995-96	Montana	20-8
1996-97	Montana	21-11 (NCAA)
1997-98	Montana	16-14
2001-02	ODU	13-16
2002-03	ODU	12-15
2003-04	ODU	17-12
2004-05	ODU	28-6 (NCAA)
2005-06	ODU	24-10 (NIT Semifinals)
2006-07	ODU	24-9 (NCAA at large)
2007-08	ODU	18-16
2008-09	ODU	25-10
2009-10	ODU	27-9
2010-11	ODU	27-7
2011-12	ODU	10-8
		225-120 at ODU (11th yr)
		142-65 at Montana (7 yrs)
		TOTAL: 366-184 (.664)

1st Collegiate Win

Nov. 15, 1991 87-58 vs. Simon Fraser

100th Collegiate Win

Feb. 10, 1996, 77-46 vs. Northern Arizona

200th Collegiate Win

Jan. 19, 2005, 67-66 at Hofstra

300th Collegiate Win

March 19, 2009, 67-59 win over The Citadel (CIT)

100th Win at ODU

Dec. 2, 2006, 70-57 vs. JMU

ODU HAS MADE SEVEN STRAIGHT POST SEASON APPEARANCES

2005 – NCAA (28-6)
2006 – NIT Semi-finals (24-10)
2007 – NCAA at large (24-9)
2008 - CBI Quarterfinals (18-16)
2009 - CIT CHAMPIONS (20-9)
2010 - NCAA 2nd Round (27-9)
2011 - NCAA 2nd Round (27-7)

ODU 20-PLUS WIN SEASONS UNDER TAYLOR

2010-11	27-7	NCAA (Second Round)
2009-10	27-9	NCAA (Second Round)
2008-09	20-9	CIT Champions
2006-07	24-9	NCAA (at-large bid)
2005-06	24-10	NIT Semi-Finals
2004-05	28-6	NCAA

ODU'S TOP RPI'S

March 8, 2011	#23 (NCAA)
March 15, 2011	#29 (NCAA)
Jan. 15, 2006	#20 (Realtime)

2011-2012 MONARCH BASKETBALL

OLD DOMINION UNIVERSITY

COMPARING THE OPPONENT

	ODU	TOWSON
Scoring:	64.4	49.3
OPP Scoring:	62.9	71.1
FG PCT:	.394	.368
OPP FG PCT:	.417	.454
3PT FG PCT:	.296	.289
OPP 3PT FGPCT:	.335	.386
FT PCT:	.609	.562
REBS:	39.2	33.8
OPP REBS:	33.9	34.9
AST:	12.9	7.7
TO:	14.4	18.8
STLS:	9.1	5.1
BLKS:	3.9	4.3

ODU IN POST SEASON PLAY

NCAA

1979-80
1981-82
1984-85
1985-86*
1991-92
1994-95*
1996-97
2004-05
2006-07
2009-10*
2010-11*

* Advanced to 2nd round

NIT

1976-77
1978-79
1980-81
1982-83
1983-84
1987-88
1992-93
1993-94
1998-99
2005-06*

(Reached semifinals)

CBI

2007-08

CIT

2008-09 (Champions)

BATTLE FOR THE SILVER MACE

Beginning this year there is a new tradition between ODU and William and Mary; two staples of the Colonial Athletic Association. During the athletic season of 2011-12 this historic rivalry will come to a pinnacle in the "Optima Health Challenge." Sponsored by Hampton Roads based Optima Health, the trophy will be presented annually to the school which accumulates the most points in head-to-head competitions in all sports.

Along with the all sports challenge, the annual football contest will be the "Battle for the Silver Mace", with the winner presented a replica of the Norfolk Mace. The Mace is currently being held in the Chrysler Museum of Art, located in Downtown Norfolk. The Norfolk Mace was presented in the Norfolk Common Council by Royal Lt. Governor Robert Dinwiddie in 1754 to acknowledge that Norfolk was one of the most loyal provinces to King William.

The Monarchs won the first meeting in the now annual "Battle for the Silver Mace" in Williamsburg on Nov. 12th with a 35-31 victory.

Points Format:

During the year, the CAA foes will face off 15 times, with each event being worth 10 points. The Monarchs and Tribe will compete head-to-head in football, men's and women's basketball, men's and women's swimming & diving, men's and women's tennis, field hockey, baseball, and women's lacrosse. With the potential of meeting also in CAA tournaments. The winner will be the first to reach 80 total points.

Current score is: ODU (40), W&M (20)

ODU VICTORIES

10-12 M. Soccer 3-0
10-28 Field Hockey 2-0
11-5 M.Swimming 175-158
11-12 Football 35-31

W&M VICTORIES

10-28 W. Soccer 4-0
11-5 W. Swimming, 191-150

MONARCHS CAPTAINS

The Monarch seniors Kent Bazemore, Chris Cooper, Trian Iliadis and Marquel De Lancey are co-captains for the 2011-12 season.

MEET THE MONARCHS

ODAF BREAKFASTS

- Jan. 27 and Feb. 24
- 7:30-9:00 am in the Big Blue Room
- \$5 at the door.

ODU ACADEMIC SUCCESS

ODU enjoyed outstanding academic success last fall with a 3.4 team GPA.

Four Monarchs, Trian Iliadis, Donte Hill, Anton Larsen and Kent Bazemore were on the Dean's list.



2011-2012 MONARCH BASKETBALL

OLD DOMINION UNIVERSITY

ODU CAA STATISTICAL RANKINGS

Scoring Offense:	8th	64.4
Scoring Defense:	5th	62.9
FG PCT:	11th	.394
FGPCT DEF:	5th	.417
3PT FG PCT:	11th	.296
REBS:	1st	39.2
REB Margin:	2nd	+5.3
AST:	3rd	12.9
STLS:	3rd	9.1
BLKS:	7th	3.9

TICKETS ON SALE FOR 2012 VIRGINIA 529 CAA MEN'S AND WOMEN'S BASKETBALL CHAMPIONSHIPS

RICHMOND, Va. (December 1, 2011) – Basketball fans can get an early start on their holiday shopping as tickets for the 2012 Virginia 529 CAA Men's and Women's Basketball Championships go on sale on Friday, December 2.

The men's championship will be held March 2-5, 2012 at the Richmond Coliseum in Richmond, Va. Tournament ticket books, which provide a reserved seat in the first few rows of the upper level to all 11 games (six sessions), can be purchased for just \$80, which is a 52% savings on individual session prices.

Fans can also purchase a Full Court Frenzy ticket package, which provides a reserved seat in the first few rows of the upper level for the CAA semifinals and championship game for only \$40 (\$56 value). Individual session tickets in the upper level are also on sale for \$28.

Men's championship tickets can be ordered online (www.ticketmaster.com), by calling TicketMaster at 800-745-3000, or by visiting the Richmond Coliseum box office. Tickets can also be purchased through the box office of each CAA institution.

The Virginia 529 CAA Men's Basketball Championship set a new attendance record in 2011 with 46,544 fans witnessing the four-day event. The tournament also featured a sell-out crowd for the fifth year in a row as 11,200 people were on hand for Monday's championship game.

The Virginia 529 CAA Women's Basketball Championship returns to The Show Place Arena in Upper Marlboro, Md. on March 8-11, 2012. Tournament ticket books can be purchased for only \$38 which provides general admission seats for all 11 games (four sessions).

Single session adult tickets are available for \$12, and single session tickets for youth (ages 5-17) and senior citizens (ages 62+) are on sale for \$7. Women's championship tickets can be ordered online (www.ticketmaster.com), by calling TicketMaster at 301-952-7900 or by visiting The Show Place Arena box office. Tickets can also be purchased through the box office of each CAA institution.

For more information on tickets, game times and promotions surrounding the 2012 Virginia 529 CAA Men's and Women's Basketball Championships, log on to www.CAASports.com.

INDIVIDUAL CAA RANKINGS

Scoring:	Bazemore	9th	14.6
REBS:	Cooper	3rd	10.2
ASST:	Bazemore	9th	3.1
STLS:	Bazemore	2nd	2.4
	Iliadis	9th	1.7
OFF.REBS:	Cooper	1st	4.7

NATIONALLY RANKED MONARCHS

Chris Cooper	20th - Rebounding	10.3
Chris Cooper	8th - Double-Doubles	10
Kent Bazemore	18th - Steals	2.4
Team	49th - +5.3 Rebound Margin	
Team	26th - Steals	9.1

TWENTIETH ANNIVERSARY IN THE CAA

This is the 20th year ODU has been a member of the Colonial Athletic Association.

The Monarchs finished fourth during the regular season, but won the CAA tournament crown and advanced to the NCAA Tournament.

ODU'S TOP SENIOR CLASSES BY CAREER WINS

• 2008	94
• 2010	94
• 2007	93
• 2011	97

ODU FALL HONORS

Football	10-3	NCAA FCS 2nd round
Men's Soccer	12-6-2	NCAA 2nd Round CAA Tournament Finalist
Field Hockey	22-3	NCAA Semi-Finalists CAA Champions

CONNECT WITH ODU BASKETBALL

Facebook: www.facebook.com/ODUBasketball

Twitter: www.twitter.com/ODUMB www.twitter.com/ODUsports

Connect with all other ODU Athletic teams at www.odusports.com/social



2011-2012 MONARCH BASKETBALL

OLD DOMINION UNIVERSITY

CAREER HIGHS

KENT BAZEMORE

Points: 27, at Delaware (1-11-12)
FGM: 10, at Delaware (1-11-12)
FGA: 12, at ECU (12-7-10)
3PT FGM: 21, at Delaware (1-11-12)
FTM: 12, vs. S. Florida (11-19-11)
FTA: 14, vs. S. Florida (11-19-11)
REBS: 12, at W&M (2-9-11) & at Delaware (1-11-12)
AST: 11, vs. Northeastern (1-5-11)
BLKS: 3, vs. Hofstra (3-6-11)
STLS: 7, vs. S. Florida (11-19-11)
MINS: 39, at Delaware (1-11-12)
Career Points: 1140

CHRIS COOPER

Points: 21, at Richmond (12-20-11)
FGM: 10, at Richmond (12-20-11)
FGA: 17, vs. Kentucky (11-20-11) & at Richmond (12-20-11)
FTM: 6, vs. Bethune Cookman (11-15-09)
FTA: 10, at JMU (1-2-12)
REBS: 16, vs. UMES (12-9-10) & JMU (1-2-12)
AST: 4, at W&M (2-9-11) & LIU (11-14-11)
BLKS: 4, vs. Howard (11-16-11)
STLS: 4, vs. Howard (11-16-11)
MINS: 36, at JMU (1-2-12)

MARQUEL DE LANCEY

Points: 13, vs. LIU (11-14-11)
FGM: 5, vs. LIU (11-14-11)
FGA: 7, Xavier (11-22-10) & LIU (11-14-11)
3PT FGM: 1, Xavier (11-22-10) & LIU (11-14-11)
FTM: 3, vs. WSSU (12-22-08)
FTA: 6, vs. WSSU (12-22-08)
REBS: 5, vs. Charlotte (12-23-09)
AST: 6, vs. Towson (1-7-12)
BLKS: 1, (two times)
STLS: 5, vs. High Point (11-15-10)
MINS: 35, vs. S. Florida (11-19-11)

TRIAN ILIADIS

Points: 22, at JMU (1-2-12)
FGM: 8, vs. Hofstra (1-14-12)
FGA: 13 at JMU (1-2-12) & Hofstra (1-14-12)
3PT FGM: 5, at JMU (1-2-12)
FTM: 4, Xavier (11-22-10)
FTA: 5, vs. UMES (12-9-10)
REBS: 9, vs. Howard (11-16-11)
AST: 5, vs. UMES (12-9-10), ECU (11-29-11) & Northeastern (12-3-11)
BLKS: 2, vs. N. Iowa (11-12-11)
STLS: 3, at W&M (2-9-11) & Hofstra (1-14-12)
MINS: 38, vs. Vermont (11-23-11)

ANTON LARSEN

Points: 9, vs. UMES (12-9-10) & LIU (11-14-11)
FGM: 4, vs. LIU (11-14-11)
FGA: 5, vs. LIU (11-14-11)
3PT FGM: 2, vs. UMES (12-9-10)
FTM: 1, vs. UMES (12-9-10)
FTA: 2, vs. UMES (12-9-10)
REBS: 4, vs. UMES (12-9-10) & LIU (11-14-11)
AST: 1, vs. LIU (11-14-11)
BLKS: 1, vs. LIU (11-14-11)
STLS: 1, vs. LIU (11-14-11)
MINS: 18, vs. Howard (11-16-11)

NICK WRIGHT

Points: 24, vs. Vermont (11-23-11)
FGM: 9, vs. Vermont (11-23-11)
FGA: 12, vs. Vermont (11-23-11)
FTM: 8, vs. ECU (11-29-11) & Northeastern (12-3-11)
FTA: 14, v. ECU (11-29-11)
REBS: 10, vs. Vermont (11-23-11)
AST: 1, at Liberty (11-19-09) & UNCW (1-13-10)
BLKS: 4, vs. ECU (11-29-11)
STLS: 2, vs. Towson (3-6-10) & Kentucky (11-20-11)
MINS: 39, vs. Vermont (11-23-11)

JASON PIMENTEL

Points: 8, vs. N.Iowa (11-12-11) & vs. Towson (1-7-12)
FGM: 4, vs. Towson (1-7-12)
FGA: 7, vs. LIU (11-14-11)
FTM: 2, vs. N.Iowa (11-12-11) & LIU (11-14-11)
FTA : 3, vs. N. Iowa (11-12-11) & LIU (11-14-11)
REBS: 10, vs. LIU (11-14-11)
STLS: 3, vs. N. Iowa (11-12-11)
MINS: 27, vs. N. Iowa (11-12-11)

DIMITRI BATTEN

Points: 18, vs. ECU (11-29-11)
FGM: 7, vs. ECU (11-29-11)
FGA: 14, vs. ECU (11-29-11)
3PT FGM: 3, vs. LIU (11-14-11)
3PT FGA: 8, vs. LIU (11-14-11)
REBS: 9, vs. ECU (11-29-11)
AST: 5, vs. Fairfield (12-9-11)
STLS: 5, at Northeastern (12-3-11)
MINS: 31, vs. LIU (11-14-11)

BREON KEY

Points: 10, vs. LIU (11-14-11)
FGM: 3, vs. LIU (11-14-11)
FGA: 4, vs. LIU (11-14-11)
3PT FGM: 1, vs. LIU (11-14-11)
3PT FGA: 1, vs. N. Iowa (11-12-11) & LIU (11-14-11)
REBS: 3, vs. N. Iowa (11-12-11)
AST: 1, vs. Fairfield (12-9-11)
BLKS: 2, vs. N. Iowa (11-12-11)
Sts: 4, vs. LIU (11-14-11)
MINS: 18, vs. N. Iowa (11-12-11)

DONTE HILL

Points: 11, vs. College of Charleston (12-19-09) & vs. VMI (12-22-11)
FGM: 4, vs. College of Charleston (12-19-09) & vs. Mason (1-5-12)
FGA: 7, at UCF (12-17-11)
FTM: 6, vs. VMI (12-22-11)
FTA: 8, vs. VMI (12-22-11)
REBS: 9, vs. VMI (12-22-11)
STLS: 3, at Delaware (1-11-12)
AST: 3, vs. Presbyterian (11-13-09)
BLKS: 1, vs. Liberty (11-18-09)
MINS: 36, at JMU (1-2-12)

RICHARD ROSS

Points: 14, at Delaware (1-11-12)
FGM: 6, at Delaware (1-11-12)
FGA: 10, at Delaware (1-11-12)
FTM: 1, vs. VMI (12-22-11)
FTA: 3, vs. VMI (12-22-11)
REBS: 8, at Richmond (12-20-11) & JMU (1-2-12)
AST: 1, at Richmond (12-20-11)
BLKS: 2, at UCF (12-17-11)
STLS: 5, vs. Towson (1-7-12)
MINS: 30, at Richmond (12-20-11)



2011-2012 MONARCH BASKETBALL

OLD DOMINION UNIVERSITY

MONARCH BASKETBALL ROSTER

ALPHABETICAL

No.	Name	POS	CL	HT	WT	Hometown/ High School
4	Dimitri Batten	G	RS FR	6-3	190	Newport News, Va./Kecoughtan HS
24	Kent Bazemore	G/F	RS SR	6-5	195	Kelford, N.C./Bertie HS
20	Chris Cooper	F	SR	6-9	230	Dumfries, Va./Forest Park HS
22	Marquel De Lancey	G	SR	6-0	190	Alexandria, Va./Mount Vernon HS
12	Donte Hill	G	SO	6-4	205	Virginia Beach, Va./Norfolk Collegiate HS
15	Trian Iliadis	G	SR	6-3	185	Perth, W. Australia/Trinity College
10	Breon Key	G	FR	6-2	175	Hampton, Va./Phoebus High School
40	Anton Larsen	C/F	RS SO	7-0	240	Copenhagen, Denmark/Oster Farimagsgades
00	Jason Pimentel	F	FR	6-8	230	Ocala, Fla./Montverde Academy
2	Shquan Rogers	G	FR	6-2	190	Norfolk, Va. /Lake Taylor HS
23	Richard Ross	F	RS FR	6-7	205	Wichita Falls, Texas/Hirschi HS
1	Nick Wright	F	RS JR	6-8	208	Suffolk, Va./Nansemond River HS

NUMERICAL

No.	Name	POS	CL	HT	WT	Hometown/ High School
00	Jason Pimentel	F	FR	6-8	230	Ocala, Fla./Montverde Academy
1	Nick Wright	F	RS JR	6-8	208	Suffolk, Va./Nansemond River HS
2	Shquan Rogers	G	FR	6-2	190	Norfolk, Va./Lake Taylor HS
4	Dimitri Batten	G	RS FR	6-3	190	Newport News, Va./Kecoughtan HS
10	Breon Key	G	FR	6-2	175	Hampton, Va./Phoebus High School
12	Donte Hill	G	SO	6-4	205	Virginia Beach, Va./Norfolk Collegiate HS
15	Trian Iliadis	G	SR	6-3	185	Perth, W. Australia/Trinity College
20	Chris Cooper	F	SR	6-9	230	Dumfries, Va./Forest Park HS
22	Marquel De Lancey	G	SR	6-0	190	Alexandria, Va./Mount Vernon HS
23	Richard Ross	F	RS FR	6-7	205	Wichita Falls, Texas/Hirschi HS
24	Kent Bazemore	G/F	RS SR	6-5	195	Kelford, N.C./Bertie HS
40	Anton Larsen	C/F	RS SO	7-0	240	Copenhagen, Denmark/Oster Farimagsgades

Coaching Staff

HEAD COACH: Blaine Taylor (Montana '81) 11th Season

ASSISTANTS: Jim Corrigan (Duke '80) 18th season

Rob Wilkes 10th season (Stetson '93)

Lonnie Blow 2nd season (Virginia Wesleyan '82)

Dir. OF Basketball Operations: Drew Williamson (ODU '07) 1st season

Pronunciation Guide

Marquel DeLancey

Trian Iliadis

Dimitri Batten

Mark-Kell

Tree-In ILL-E-Ah-dus

Da-Mee-Tree



2011-2012 MONARCH BASKETBALL

OLD DOMINION UNIVERSITY

CAA PREDICTED ORDER OF FINISH

1. Drexel
2. George Mason
3. VCU
4. **Old Dominion**
5. James Madison
6. William & Mary
7. Delaware
8. Hofstra
9. Northeastern
10. UNCW
11. Georgia State
12. Towson

PRESEASON ALL CONFERENCE TEAMS

FIRST TEAM

Kent Bazemore, Old Dominion# (Sr., G, 6-5); Bradford Burgess, VCU (Sr., G/F, 6-6); Samme Givens, Drexel# (Sr., F, 6-5); Quinn McDowell, William & Mary^ (Sr., G/F, 6-6); Ryan Pearson, George Mason# (Sr., F, 6-6)

SECOND TEAM

Chris Fouch, Drexel^ (Jr., G, 6-2); Devon Moore, James Madison (Jr., G, 6-4); Mike Moore, Hofstra (Sr., G, 6-5); Keith Rendleman, UNCW (Jr., F, 6-7); Devon Saddler, Delaware (So., G, 6-2)

CAA PRESEASON PLAYER OF THE YEAR

Kent Bazemore, Old Dominion

Honorable Mention: Eric Buckner, Georgia State (Sr., F); Jonathan Lee, Northeastern (Jr., G); Dartaye Ruffin, Drexel (So., F); Joel Smith, Northeastern (Jr., G); Julius Wells, James Madison (Sr., F)

* 1st team All-CAA in 2010-11
2nd team All-CAA in 2010-11
^ 3rd team All-CAA in 2010-11

ODU BENCH SCORING/OPP

vs. Northern Iowa	17/23
vs. Long Island	27/17
vs. Howard	9/12
South Florida %	31/19
Kentucky/Penn State %	5/18
vs. Vermont	14/27
vs. East Carolina	9/30
at Northeastern*	5/32
at Fairfield +	9/17
at Central Florida	24/14
at Richmond	13/10
vs. VMI	36/49
vs. Missouri	29/8
at James Madison*	37/12
vs. George Mason*	11/5
vs. Towson*	31/4
at Delaware*	22/11
vs. Hofstra*	32/2
at Towson*	--/--
at VCU*	--/--
vs. Northeastern*	--/--
at UNCW*	--/--
vs. William & Mary*	--/--
vs. James Madison*	--/--
at George Mason*	--/--
at William & Mary*	--/--
vs. VCU*	--/--
vs. UNCW*	--/--
ESPN Bracketbuster ^	--/--
at Georgia State*	--/--
vs. Drexel*	--/--
CAA Tournament	--/--

ODU'S RECORD WHEN

ODU scores 40-49 points	0-1
ODU scores 50-59 points	1-4
ODU scores 60-69 points	6-2
ODU scores 70-79 points	2-0
ODU scores 80-89 points	1-1
ODU scores 90 or more	
OPP score less than 40	1-0
OPP score 40-49 points	1-0
OPP score 50-59 points	2-1
OPP score 60-69 points	4-4
OPP score 70-79 points	1-1
OPP score 80-89 points	
OPP score 90 or more	0-1
ODU Leads At Halftime	3-2
Tied at Halftime	1-0
ODU Trailing at Halftime	5-6

FIELD GOALS

ODU shoots 50% or better	1-0
ODU shoots 40-49%	6-2
ODU shoots 39% or lower	3-6

REBOUNDS

ODU Outrebound OPP	8-5
OPP Outrebound ODU	1-3
Even	1-0

DAYS OF THE WEEK

Monday	2-0
Tuesday	1-1
Wednesday	2-1
Thursday	1-1
Friday	0-2
Saturday	4-2
Sunday	0-1
On TV	3-5

CAREER STARTS BY YEAR

	09	10	11	12
Bazemore	9	24	28	15
Cooper	-	-	20	11
DeLancey	-	-	1	15
Iliadis	-	-	1	10
Larsen	-	-	-	1
Pimentel	-	-	-	3
Batten	-	-	-	9
Wright	-	-	-	14
Ross	-	-	-	7
Hill	-	-	-	6



2011-2012 MONARCH BASKETBALL

OLD DOMINION UNIVERSITY

PLAYERS OF THE WEEK

11-21-11: Chris Cooper, Sr., F, Old Dominion – Averaged 12.5 points and 9.3 rebounds in Old Dominion's 3-1 week. Recorded double-doubles in three of the four games, including 17 points and 12 boards in a 10-point loss to #2 Kentucky. Also had 13 points and 10 rebounds in a win over Howard and 10 points and 11 boards in a victory over LIU. Blocked seven shots and made six steals.

1-16-2: Kent Bazemore, Old Dominion – Averaged 21.5 points, 7.5 rebounds, 3.5 assists and 2.0 steals in Old Dominion's 2-0 week. Scored a career-high 27 points and tied a career-high with 12 rebounds in ODU's 68-66 overtime win at Delaware. Scored 9 of the Monarchs' 11 points in overtime and hit the game-tying free throws with 2 seconds left in regulation to force overtime. Also contributed 16 points and four assists in a 69-61 victory over Hofstra.

MONARCHS SIGN FIVE TO NATIONAL LETTERS OF INTENT

Head Basketball coach Blaine Taylor announced five standout recruits who will be joining the Monarch basketball family after signing National Letters of intent today. They are: 6-1 guard Keenan Palmore (Atlanta, Ga.), 6-9 post player, Ekene Anachebe (Fayette County, Ga.), 6-3 guard Deion Clark (Naples, Fla.), 6-5 Aaron Bacote (Hampton, Va.) and 6-9 Stuart McEwen (Sydney, Australia).

Keenan Palmore averaged 20.8 points, 10.3 rebounds, 3.5 steals and 2.5 assists per game for coach Jo Jo Cadray of Paideia School in Atlanta, Ga. Palmore led Team Georgia Elite 17-under squad to the Southern Shootout title and was named tournament MVP as he averaged 19 points per game in the event. His mother, Debra Miller Palmore was a standout basketball player at Boston University. She was selected to the U.S. Olympic team in 1980.

Taylor on Palmore " Personified our recruiting class in that we identified what we wanted, who we wanted and were fortunately enough to have things fall into place. He fits the description of a point guard. He understands the game, plays very unselfishly, and can really defend his position. "

Ekene Anachebe averaged 11 points, 8.5 rebounds and 7.1 blocked shots per game last year for Fayette County High School and head coach Andre Flynn in Georgia. He helped lead the squad to a 30-3 record and advanced to the 4A state semi-finals.

Taylor on Anachebe "Ekene is an eye-opening young man to meet and greet. He comes from a very nice family, carries himself very politely and yet possesses a physical make-up that has tremendous potential. We are very much looking forward to developing Ekene in every respect."

Aaron Bacote, a 6-5 wing who averaged 15.2 points, 5.1 rebounds and 3.2 assists per game for head coach Craig Brehon and Bethel High School. Bacote shot 83 percent from the free throw line and 51 percent from the floor. He had seven games of at least 20 points, including a 32 point effort against Atlantic Shores. He also scored 24 points in a two-point loss to Oscar Smith in the Eastern Region Tournament.

Taylor on Bacote "We have for years been looking for the right guy to come out of Craig Brehons program at Bethel to add to our program. Aaron was perfect. Hard nosed, and a good defender. Winning comes first and of course a tremendous student and ambassador for academics and the game of basketball."

Deon Clark, a 6-4 shooting guard for Barron Collier High School in Naples Fla. was the Daily News Player Of the Year. Clark averaged 22.3 points, 6.4 rebounds and 6.2 assists per game and was selected to the Class 4A All-State squad. Clark started for a Florida elite team that won the USSA national championship. He scored a career high 40 points in the district semifinals and averaged 30 points a game in both the District and regional playoffs as Barron Collier compiled a 24-6 record.

Taylor on Clark "Deon fits with this group like bread and butter. His versatility is going to be so valuable in regards to making many different combinations of players productive. He can play all over the court positionally, and play in all areas of the court productively. Every chance he has had to step up in competition he has flourished. All-in-all his future is very bright."

"This group is going to have the luxury of adding to our program at a time when numerous players in recent years have graduated, which opens the door for an exciting opportunity to contribute. Additionally we are going to go on a foreign tour in August which will help blend this group with our returning players in preparation for next season."

ALL-TIME SERIES WITH CAA TEAMS

Delaware

Series Record: ODU leads, 14-6
Last UD Win: 12-4-10; 75-67 (H)
Last ODU Win: 1-11-12; 68-66 (OT) (A)

Drexel

Series Record: ODU Leads, 10-6
Last Drexel Win: 1-13-11; 62-57 (H)
Last ODU Win: 1-16-10; 71-48 (H)

George Mason

Series: ODU Leads, 34-18
Last Mason Win: 1-5-12; 63-54 (A)
Last ODU Win: 1-8-11; 69-65 (H)

Hofstra

Series Record: ODU Leads, 15-8
Last ODU Win: 1-14-12; 69-61 (H)
Last Hofstra win: 2-10-9; 60-51 (A)

James Madison

Series Record: ODU leads, 54-34
Last ODU Win: 1-2-12 ; 67-61 (OT) (A)
Last JMU Win: 1-7-09; 70-62 (A)

UNC Wilmington

Series Record: ODU Leads, 27-17
Last ODU Win: 1-24-11; 58-43 (H)
Last UNCW Win: 1-30-08; 68-65 (H)

Towson

Series: ODU Leads, 26-1
Last TU WIN: 2001-02, 67-56 (H)
Last ODU Win: 1-7-12-12; 75-38 (H)

Virginia Commonwealth

Series Record: VCU Leads, 43-42
Last ODU Win: 3-7-11; 70-65 (CAA)
Last VCU Win: 1-22-11; 59-50 (A)

William & Mary

Series Record: ODU Leads 64-16
Last ODU Win: 2-26-11; 77-58 (H)
Last W&M Win: 3-8-08; 63-60 (CAA Tournament)

Georgia State

Series: ODU Leads 14-2
Last GSU Win: 1-3-09; 55-45 (H)
Last ODU Win: 2-15-11; 60-43 (H)

Northeastern

Series Record: ODU Leads, 6-4
Last NU Win: -30-10, NU, 74-64 (A)
Last ODU Win: 12-3-11, ODU, 69-59 (A)



2011-2012 MONARCH BASKETBALL

OLD DOMINION UNIVERSITY

SINGLE SEASON ODU DOUBLE-DOUBLE BESTS

1. Chris Gatling	20	1990-91
2. Wilson Washington	19	1976-77
3. Cal Bowdler	18	1998-99
4. Mark West	17	1982-83
5. Mark West	16	1981-82
Odell Hodge	16	1996-97
Dave Twardzik	16	1970-71*
8. Frank Hassell	15	2010-11

* Points and Assists

OPPONENT WINS AT THE TED

11-22-09	UAB, 77-62
1-7-09	James Madison, 70-62
1-24-09	Northeastern, 58-42
11-28-07	#5 Georgetown, 66-48
1-5-08	William & Mary, 70-61
1-19-08	VCU, 78-68
1-30-08	UNC Wilmington, 68-65
11-11-06	Clemson, 74-70
12-29-06	Winthrop, 71-65
1-19-06	Hofstra, 76-68
2-23-05	Hofstra, 66-63
11-29-03	#13 St. Joseph's, 75-72
12-04-02	Charlotte, 105-102 (2 OT)
1-21-04	VCU, 75-67
2-28-04	George Mason, 70-66
11-24-02	North Carolina, 67-59
12-7-02	East Carolina, 75-67
12-20-02	Dayton, 71-67
1-15-03	Delaware, 75-74 (OT)
2-1-03	VCU, 72-69
2-19-03	Drexel, 62-57
11-12-10	#20 Georgetown, 62-59
1-22-11	VCU, 59-50
11-12-11	N. Iowa, 63-46
11-23-11	Vermont, 65-63 (OT)
12-30-11	#8 Missouri, 75-68
1-5-12	George Mason, 63-54

CAA WEEKLY COACHES CONFERENCE CALL

The weekly CAA men's basketball teleconferences begin on Tuesday, Jan. 3.
The call-in number for media members is: 877-805-0692.

CAA Men's Basketball Teleconference Schedule

10:00	– Blaine Taylor, ODU
10:10	– Bill Coen, Northeastern
10:20	– Shaka Smart, VCU
10:30	– Mo Cassara, Hofstra
10:40	– Tony Shaver, William & Mary
10:50	– Buzz Peterson, UNCW
11:00	– Matt Brady, JMU
11:10	– Paul Hewitt, Mason
11:20	– Pat Skerry, Towson
11:30	– Monte' Ross, Delaware
11:40	– Bruiser Flint, Drexel
11:50	– Ron Hunter, Georgia State

ODU'S CAA SCHOLAR ATHLETES OF THE YEAR

2005	Alex Loughton
2007	Jonathan Adams
2011	Trian Iliadis

BLAINE TAYLOR BY THE NUMBERS

Alaska Fairbanks	2-0	Middle Tenn. State	0-1
American	1-0	Missouri	0-3
Arizona	0-1	Missouri-Kansas City	3-0
Arkansas State	1-0	Mississippi State	0-2
Baylor	0-2	Monmouth	1-0
Belmont	1-0	Montana State	11-5
Bethune-Cookman	1-0	Morgan State	1-0
Black Hills	1-0	Mt. St. Mary's	2-0
Bradley	1-1	Nevada	3-2
Boise State	5-5	Northeastern	6-4
Bucknell	2-1	North Carolina	0-3
Butler	0-2	Northern Iowa	0-2
Campbell	1-0	Notre Dame	1-0
CS Fullerton	1-1	NC Central	1-0
CS Northridge	6-1	UNC Wilmington	12-4
Central Florida	0-1	Northeast Illinois	2-0
Central Washington	1-0	Northern Arizona	10-4
Charlotte	2-1	Oregon	1-2
The Citadel	1-0	Oral Roberts	0-3
Clemson	1-2	Pepperdine	1-1
Cleveland State	1-0	Portland State	6-1
Coastal Carolina	2-0	Presbyterian	1-0
Colorado	1-0	Rice	2-0
Creighton	1-1	Richmond	3-4
Dayton	1-2	Rider	1-0
DePaul	1-1	Rocky Mountain	1-0
Drexel	10-6	Sacramento State	9-0
Delaware	14-6	St. Peter's	1-0
Duquesne	2-0	San Jose	3-0
E.Montana	1-0	Shawnee	1-0
East Carolina	5-1	Simon Fraser	5-0
Eastern Washington	12-2	South Alabama	1-2
E.Tennessee State	1-0	South Florida	1-0
Fairfield	1-1	South Carolina St.	2-0
Florida Atlantic	1-0	Southern Utah	2-2
Florida State	0-1	Southern Oregon	1-0
Fordham	1-0	Southeast Louisiana	1-0
George Mason	10-12	St. Mary's(CA.)	2-0
George Washington	2-1	St. Joseph's	1-2
Georgetown	2-2	Texas-Arlington	3-0
Georgia	1-0	Texas-Corpus Christi	0-1
Georgia State	11-1	Texas Christian	1-0
Gonzaga	1-1	Texas Tech	0-1
Hawaii-Hilo	1-0	Texas Southern	1-0
Hampton	0-2	Toledo	2-0
High Point	1-0	Towson	18-1
Hofstra	15-8	UAB	1-3
Howard	11-0	UTEP	0-1
Idaho State	11-3	UNLV	0-1
Idaho	7-6	Valparaiso	0-1
Illinois-Chicago	1-1	Vermont	0-1
Iona	1-0	Virginia	0-1
James Madison	20-4	VA Commonwealth	10-16
Kentucky	0-2	VMI	4-0
Kent State	1-0	Virginia Tech	4-1
Lewis-Clark	3-0	Washington	3-0
Liberty	4-0	Washington State	1-1
Long Island	1-0	W. Illinois	1-0
Longwood	2-0	W. Montana	3-0
Long Beach	1-1	W. Oregon	1-0
Louisville	0-1	Weber	6-10
Marist	1-1	Whitman	1-0
Marshall	1-1	William & Mary	19-3
Md. Eastern Shore	4-0	Winston-Salem	1-0
Manhattan	1-0	Winthrop	1-2
Memphis	0-1	Wisconsin	0-2
Michigan	0-1	Xavier	1-0
Michigan State	0-1		



2011-2012 MONARCH BASKETBALL

OLD DOMINION UNIVERSITY

TED CONSTANT CENTER RECORDS

TED CONSTANT CENTER MILESTONES

Groundbreaking: June 19, 1999
Arena opens on: Oct. 25, 2002
First Concert Event: Roberta Flack & Norfolk Symphony (Nov. 17, 2002)
First Basketball Game: Blue-White Exhibition (Oct. 26, 2002)
First Regular Season Men's game: Nov. 24, 02 vs. North Carolina
First Basket: 19:16 by Ricardo Marsh dunk vs. UNC
First Trey: 16:25 by Jawad Williams of UNC
First ODU Trey: 15:00 by John Walle
First Free Throw Made: 14:39 by Sean May of UNC
First ODU Free Throw Made: 14:22 Rashheed Wright
Longest Game: Two overtimes (ODU vs. Charlotte) Dec. 6, 03
100th win at the Ted: 1-16-10 vs. Drexel, 71-48

ODU CONSTANT CENTER INDIVIDUAL RECORDS

Points: 45, by Alex Loughton vs. Charlotte (2ot), Dec. 6, 2003
Field Goals Made: 17, by Alex Loughton vs. Charlotte, Dec. 6, 03
Field Goals ATT: 23, by Alex Loughton vs. Charlotte, Dec. 6, 03
Three Point FG Made: 6/8, by Brian Henderson vs. Marist, Feb. 18, 06
Three Point FG ATT: 9 by Marsharee Neely vs. UAB (11-22-08)
Three Point FG PCT: 100(5-5) by Alex Loughton vs. Charlotte, Dec. 6, 03
Free Throws Made: 12(12-14) by Isaiah Hunter vs. Delaware, Feb. 14, 04
Free Throws ATT: 14, by Ricardo Marsh vs. VCU (2-1-03) & by Isaiah Hunter vs. Delaware (2-14-04).
Best Free Throw PCT: 1000(10-10) by Alex Loughton vs. Liberty, Dec 18, 03
Rebounds: 16, by Alex Loughton vs. George Mason, Feb. 28, 04, & by Chris Cooper vs. UMES (12-9-10)
Assists: 11, by Troy Nance vs. Delaware (1-15-03), & by Kent Bazemore vs. Northeastern (1-5-11)
Steals: 8 by Brandon Johnson vs. George Mason (1-6-07)
Blocked Shots: 7, by Sam Harris vs. VMI (12-1-04) & Toledo (11-16-07)

ODU CONSTANT CENTER TEAM RECORDS

Points: 102 vs. Charlotte (12-6-03) in overtime; vs. Longwood 98 (11-17-09) (regulation); & vs. 88 in regulation vs. Towson (1-31-04)
Fewest Points: 42 vs. Northeastern (1-24-09)
Field Goals Made: 40, vs. Charlotte (12-06-03)
Field Goals ATT: 77 vs. Charlotte (12-06-03)
FG PCT: .627 (32-51) vs. Towson (1-29-11)
Three Point FG Made: 13(13-26) vs. Charlotte (12-6-03)
Three Point FG Made in One Half: 9, in 1st vs. Hofstra (3-1-03)
Three Point FG ATT: 26 vs. Charlotte (12-6-03)
Three Point FG PCT: .625 (10-16) vs. DePaul (12-17-05) & vs. GAST (1-13-09)
Free Throws Made: 29 (29-46) vs. VMI (12-22-11)
Free Throws ATT: 46, vs VMI (12-22-11)
Best Free PCT: .933 (14-15) vs. St. Joseph's (11-29-03)
Rebounds: 64, vs. UMES (12-9-10)
Assists: 31 vs. Charlotte (12-06-03)
Steals: 16, vs St. Joseph's (12-22-04) Turnovers: 25, vs. Charlotte (12-6-03)
Blocked Shots: 17, vs. VMI (12-1-04)

OPPONENT CONSTANT CENTER INDIVIDUAL RECORDS

Points: 35, by Norris Cole of Cleveland State (2-20-11)
Three Point FG Made: 8 (8-13) by Robert Vaden of UAB (11-22-08) & Norris Cole of Cleveland State (2-20-11)
Best Opponent FT PCT: 1000(6-6) by Keith Waleskowski of Dayton(12-20-02)
Rebounds: 17, by Jason Thompson of Rider (3-18-08 / CBI)
Assists: 10, by Demon Brown of Charlotte (12-6-03) & Jose Juan Barea of NE (1-7-06)
Blocked Shots: 9, by Sean James of NE (1-7-06) and Damian Sanders of Duquesne (12-30-09)

OPPONENT CONSTANT CENTER TEAM RECORDS

Points: 105 by Charlotte (12-6-03) in overtime
Regulation: 76 by William & Mary (2-25-04)
Fewest Points: 34 by Northeastern (1-5-11)
Field Goals Made: 41 by Charlotte (12-6-03)
Best Field Goal PCT: .662 (28-42) by JMU (1-7-09)
Lowest OPP FG PCT: .217 (13-60) by Toledo (11-16-07)
Three Point FG Made: 12 by Belmont (3-23-09) & Cleveland State (2-20-11)
Three Point FG Attempted: 38 by Belmont (3-23-09)
Best 3PT FG PCT: .533 (8-15) by William & Mary (2-25-04)
Free Throws Made: 23 (23-31) by Delaware (2-14-04)
Free Throws Attempted: 31 by Delaware (2-14-04)
Best FT PCT: 100 (9-9) by Towson (1-2-03)
Rebounds: 49, by Drexel (1-03-04)
Fewest Rebounds: 12 by Towson (1-29-11)
Assists: 22 by Charlotte (12-6-03)
Steals: 15 by UNC Wilmington (1-28-04)
Blocks: 10 by Northeastern (1-7-06)
Turnovers: 26 by VMI (12-1-04)

TOP SINGLE GAME CROWDS

- 8474 vs. UNC Wilmington (1-22-05)
- 8460 vs. Missouri (12-30-11)
- 8457 vs. Virginia Commonwealth (1-22-11)
8457 vs. James Madison (1-19-11)
8457 vs. Georgetown (11-12-10)
8457 vs. Richmond (12-1-10)
8457 vs. William & Mary (2-26-11)
- 8438 vs. Virginia Commonwealth (2-12-05)
- 8424 vs. North Carolina (11-24-02)
8424 vs. Virginia Tech (12-30-05)
8424 vs. Virginia Commonwealth (1-14-06)
8424 vs. James Madison (2-4-06)
8424 vs. Virginia Commonwealth (2-10-07)
8424 vs. Georgetown (11-28-07)
8424 vs. Virginia Tech (12-16-07)
8424 vs. Virginia Commonwealth (1-19-08)
8424 vs. George Mason (1-31-09)
8424 vs. Virginia Commonwealth (2-14-09)
8424 vs. George Mason (2-13-10)
8424 vs. Virginia Commonwealth (2-27-10)
- 8418 vs. Virginia Commonwealth (2-1-03)
- 8344 vs. George Mason (1-8-11)
- 8328 vs. Cleveland State (2-20-11)
- 8209 vs. George Mason (2-9-08)
- 8181 vs. Towson (1-29-11)
- 8050 vs. Hofstra 2-23-05
- 8042 vs. Delaware (2-2-11)
- 8041 vs. George Mason (2-28-04)
- 8022 vs. Bucknell (2-23-08)
- 8015 vs. William and Mary (2-3-10)
- 8005 vs. Marist (2-18-06)

NO PLACE LIKE THE TED

2002-03	8-6
2003-04	11-4
2004-05	14-1
2005-06	14-1
2006-07	15-2
2007-08	13-4
2008-09	16-3
2009-10	15-0
2010-11	14-2

Totals: 120-23 (.84)



SPORTS INFORMATION

ASST. Athletic Dir./ Communications: Carol Hudson, Jr.
OFFICE PHONE: 757-683-3372
E-MAIL: chudson@odu.edu
HOME PHONE: 757-625-2061
ASSOC. Dir. Communications: Kim Zivkovich
E-MAIL: kzivkovi@odu.edu
ASST. Dir. Communications: Eric Bohannon
E-MAIL Address: ebohanno@odu.edu
ASST. Dir. Communications: Ben Waring
E-MAIL Address: bwaring@odu.edu
ASST. Athletic Dir./ Creative Services: Tina Price
E-MAIL: tprice@odu.edu
DIR. of Creative Services: Chrissie Brown
E-MAIL: chenn@odu.edu
Grad. Asst. for Creative Services: Rebekah O'Connor
E-MAIL: roconno@odu.edu
FAX NUMBER: 757-683-3119
MAIL ADDRESS:
Rm. 1102/Athletic Admin. Bldg/Norfolk, Va. 23529-0201
PRESS ROW NUMBERS: 757-683-5596
ATHLETIC TICKET OFFICE: 757-683-4444
RADIO STATIONS OF THE MONARCHS: ESPN 94.1 FM
PHONE: 757-434-0746
STATION PHONE: 757-671-1000
STATION FAX: 757-671-1313
CONSTANT CENTER CONTACT: Mike Fryling
OFFICE PHONE: 757-683-5762

2011-2012 MONARCH BASKETBALL

OLD DOMINION UNIVERSITY

MONARCH'S 2011-12 TV SCHEDULE

Sat	11/12	7PM	N. Iowa	Monarch Media
Mon	11/14	7PM	LIU	Monarch Media
Wed	11/16	7PM	Howard	Monarch Media
Sat	11/19	2PM	vs. S Fla.	espn3.com
Sun	11/20	12 noon	vs. Kentucky	ESPNU
Wed	11/23	7PM	Vermont Cox	11/CSN +
Tue	11/29	7PM	East Carolina	Monarch Media
Sat	12/3	1PM	@Northeastern	ESPN Radio 94.1
Fri	12/9	9PM	@Fairfield	Comcast & Cox 11/ESPN Radio 94.1
Sat	12/17	5PM	@C. Florida	ESPN Radio 94.1
Tue	12/20	7PM	@Richmond	ESPN Radio 94.1
Thu	12/22	7PM	VMI	Monarch Media
Fri	12/30	7PM	Missouri	ESPNU
Mon	1/2	3PM	@JMU	espn3.com
Thu	1/5	7PM	G. Mason	CSN
Sat	1/7	7PM	Towson	Monarch Media
Wed	1/11	7PM	@Delaware	ESPN Radio 94.1
Sat	1/14	12 noon	Hofstra	CSN/MSG+
Wed	1/18	7PM	@Towson	ESPN Radio 94.1
Sat	1/21	8PM	@VCU	CSN, CSS
Mon	1/23	7PM	Northeastern	espn3.com
Wed	1/25	7PM	@UNCW	ESPN Radio 94.1
Sat	1/28	4PM	Wm & Mary	CSN
Thu	2/2	7PM	JMU	CSN/TCN-P
Sat	2/4	5PM	@ G.Mason	ESPNU
Wed	2/8	7PM	@Wm & Mary	ESPN Radio 94.1
Sat	2/11	2PM	VCU	CSN/TCN-P
Tue	2/14	7PM	UNCW	Monarch Media
Sat	2/18	TBA	Bracketbuster	ESPN Networks
Wed	2/22	7PM	@ Ga. State	ESPN Radio 94.1
Sat	2/25	4PM	Drexel	ESPN/ESPN2 or CSN

Networks:

CSN	COMCAST SPORTSNET MID-ATLANTIC
CSN+	COMCAST SPORTSNET MID-ATLANTIC PLUS
CSN NE	COMCAST SPORTSNET NEW ENGLAND
CSN P	COMCAST SPORTSNET PHILADELPHIA
TCNP	THE COMCAST NETWORK PHILADELPHIA
TCN MA	THE COMCAST NETWORK MID-ATLANTIC
CSS	COMCAST SPORTS SOUTHEAST



2011-2012 MONARCH BASKETBALL

OLD DOMINION UNIVERSITY

ODU 1,000 CAREER PT. CLUB

1. Valentine, Ronnie	101	1976-80	2,204	21.8
2. Anthony, Leo	82	1957-61	2,181	26.6
3. Hodge, Odell	128	1992-97	2,117	16.5
4. Sessoms, Petey	123	1991-95	1,985	16.1
5. Carver, Anthony	110	1986-90	1,958	17.8
6. Gatling, Chris	85	1988-91	1,811	21.3
7. McAdoo, Ronnie	118	1978-82	1,776	15.1
8. Twardzik, Dave	82	1969-72	1,660	20.2
9. Copeland, Joel	81	1970-74	1,657	20.5
10. Loughton, Alex	124	2002-06	1,646	13.3
11. Lee, Gerald	137	2007-10	1,624	11.9
12. Gattison, Kenny	122	1982-86	1,623	13.3
13. Jackson, Keith	117	1989-93	1,592	13.6
14. McDonald, Darrin	113	1985-90	1,564	13.8
15. Thomas, Keith	121	1982-86	1,530	12.6

ODU ALL TIME REBOUNDERS

1. Leddy, Randy	90	4	1962-66	1,153	12.8
2. West, Mark	117	4	1979-83	1,113	9.5
3. Hodge, Odell	128	4+	1992-97	1,086	8.5
4. Washington, Wilson	81	3	1975-77	1,011	12.5
5. Gattison, Kenny	122	4	1982-86	963	7.9
6. McAdoo, Ronnie	118	4	1978-82	953	8.1
7. Loughton, Alex	124	4	2002-06	952	7.7
8. Valentine, Ronnie	101	4	1976-80	949	9.4
9. Copeland, Joel	81	4	1970-74	939	11.6
10. Hassell, Frank	138	4	2008-11	909	6.6
11. Gatling, Chris	85	3	1988-91	859	10.1

ALL TIME GAMES PLAYED

1. Ben Finney	2008-11	139
2. Frank Hassell	2008-11	138
Darius James	2008-11	138
4. Gerald Lee	2007-10	137
5. Jonathan Adams	2006-09	135
6. Brian Henderson	2005-08	134
7. Drew Williamson	2004-07	130
8. Valdas Vasylius	2004-07	129
Arnaud Dahi	2004-07	129
10. E.J. Sherod	1993-97	128
Odell Hodge	1992-97	128
12. Brandon Johnson	2005-08	127
13. Keyon Carter	2008-11	127
14. Mark Poag	1995-99	125

ODU ALL TIME STEALS LEADERS

1. Smith, Frank	1984-88	295
2. Brandon Johnson	2005-08	238
3. Bazemore, Kent	2009-pres.	219
4. Drew Williamson	2004-07	215
T5. Byers, Mike	1995-99	189
T5. Finney, Ben	2008-11	189
7. Caruthers, Joey	1973-77	188
8. Robinson, Grant	1979-83	184
9. Swann, Kevin	1989-94	179
10. McDonald, Darrin	1985-90	165
11. Thomas, Keith	1982-86	160

ODU IN THE CAA

ODU has won more CAA Titles than any other current member.

- 6 ODU
- 4 George Mason
- 4 VCU
- 4 UNCW

ODU ALL TIME CAA RECORD

1991-92	8-6	4th*
1992-93	11-3	2nd
1993-94	10-4	1st
1994-95	12-2	1st*
1995-96	12-4	2nd
1996-97	10-6	1st*
1997-98	8-8	4th
1998-99	10-6	2nd
1999-00	6-10	6th
2000-01	7-9	5th
2001-02	7-11	6th
2002-03	9-9	6th
2003-04	11-7	4th
2004-05	15-3	1st*
2005-06	13-5	4th
2006-07	15-3	2nd
2007-08	11-7	4th
2008-09	12-6	3rd (tied)
2009-10	15-3	1st*
2010-11	14-4	2nd*

* Won CAA Tournament

ODU WINS OVER NATIONALLY RANKED TEAMS

Since 1976-77 ODU has beaten 10 nationally ranked teams in 37 games.

2009-10	W	at #11 Georgetown, 61-57
2006-07	W	at #8 Georgetown, 75-62
1994-95	W	#9 Villanova, 89-81 (3 ot)-NCAA 1st Round
1993-94	W	#22 Virginia, 76-69 (Norfolk Scope)
1985-86	W	at #19 Richmond, 62-59
	W	at #20 Western Kentucky, 62-59
	W	#19 Western Kentucky, 74-61 (Norfolk Scope)
1984-85	W	at #20 UAB, 59-58
1980-81	W	at #1 DePaul, 63-62
1979-80	W	#3 Syracuse, 68-67 (Norfolk Scope)



2011-2012 MONARCH BASKETBALL

OLD DOMINION UNIVERSITY

TRACKING THE MONARCHS

ON THE INTERNET

The official Old Dominion athletics website at www.odusports.com carries the most up-to-date information on the Monarchs. Bios, game stories, stats, and box scores can be found along with game notes the morning of the scheduled contest. Live play-by-play statistics from Gametracker is available for all Monarch home games at the Ted Constant Convocation Center and selected road games.



ON THE RADIO

The Monarch games are aired on ESPN 94.1 FM, a 40,000 watt station with a signal strength that stretches to the Northern Neck and Eastern Shore, west to Richmond and south to northeastern North Carolina.



STREAMING THE GAME

All fans can now watch and listen to the Monarchs over the internet with MonarchTV Access to all Old Dominion's contests both home and away. All home games will be videostreamed live from the Constant Center. Fans can enjoy both for a monthly fee of \$7.95 or \$54.95 for the 2011-12 athletic season. Users may have to install Microsoft Silverlight.

THE BLAINE TAYLOR SHOW

The 2011-12 ODU basketball coaches shows are set to be held at with the will be held at YNOT PIZZA on 1517 Colley Avenue Blaine Taylor's shows with host Ted Alexander will be at 6 p.m. on Mondays, and due to schedule conflicts, three shows will be on Tuesday's.

Mon. Nov. 7	6 p.m.	YNOT Pizza
Tue. Nov. 15	6 p.m.	YNOT Pizza
Mon. Nov. 21	6 p.m.	YNOT Pizza
Mon. Nov. 28	6 p.m.	YNOT Pizza
Mon. Dec. 5	6 p.m.	YNOT Pizza
Mon. Dec. 12	6 p.m.	YNOT Pizza
Mon. Dec. 19	6 p.m.	(from Richmond)
Tue. Jan. 3	6 p.m.	YNOT Pizza
Mon. Jan. 9	6 p.m.	YNOT Pizza
Mon. Jan. 16	6 p.m.	YNOT Pizza
Tues. Jan. 24	6 p.m.	(pre-taped in Wilmington, NC)
Mon. Jan. 30	6 p.m.	YNOT Pizza
Mon. Feb. 6	6 p.m.	YNOT Pizza
Mon. Feb. 13	6 p.m.	YNOT Pizza
Mon. Feb. 20	6 p.m.	YNOT Pizza
Mon. Feb. 27	6 p.m.	YNOT Pizza

ATHLETICS


Old Dominion University's athletic program is among the most successful in the United States, boasting 32 team and individual national championships, including three in women's basketball, nine in field hockey, 15 in sailing, a men's basketball Division II title, three individual wrestling Division II national championships, and one women's tennis clay court national crown.

The Department of Intercollegiate Athletics is home for Old Dominion University's 18 varsity programs for men and women. ODU offers competitive programs for student-athletes in the following sports: men's and women's soccer, field hockey, men's and women's sailing, men's and women's basketball, wrestling, men's and women's golf, men's and women's tennis, baseball, and women's rowing. Football began in the fall of 2009, and will compete in the CAA in 2011. ODU also plans to begin softball and women's volleyball in the near future.

Old Dominion University is a Division I member of the National Collegiate Athletic Association (NCAA) and the Colonial Athletic Association (CAA). The 12 teams of the Colonial Athletic Association include: The University of Delaware in Newark, DE, Drexel University in Philadelphia, PA, George Mason University in Fairfax, VA., Georgia State University in Atlanta, GA, Hofstra University in Hempstead, NY, James Madison University in Harrisonburg, VA, the University of North Carolina at Wilmington in Wilmington, NC., Northeastern University in Boston, MA, Towson University in Towson, MD., Virginia Commonwealth University in Richmond, VA., and the College of William and Mary in Williamsburg, VA.

TICKET INFORMATION

Season tickets may be purchased through the Old Dominion University Ticket Office for all home games. Prices are \$200 for adults. University Faculty/Staff, Military, Young Alumni, and senior citizens (55 or older) can purchase season tickets for \$182. Family Plan tickets allow a family of two adults and two children (17 years and younger) to purchase season tickets for only \$400. Individual games are \$15 for adults and \$12 for children, University faculty/staff and military. For additional information, contact the ticket office at 757-683-4444 or COX TIX at 888-3-COXTIX or the website at WWW.ODUSPORTS.COM.



2011-2012 MONARCH BASKETBALL

OLD DOMINION UNIVERSITY

DID YOU KNOW

- ESPN Sportscenter anchor Jay Harris is a 1987 ODU graduate.
- Of the eight Monarchs who have played in the NBA, two were first round draft picks. Chris Gatling (16th overall in 1991 by Golden State) and Cal Bowdler (17th overall in 1999 by Atlanta). Gatling played in the 1997 NBA all-star game.
- The nickname of the state of Virginia is the "Old Dominion."
- Baseball pitcher Justin Verlander (2004) helped the Detroit Tigers reach the World Series and was named AL Rookie of the Year.
- Former ODU cheerleader, Mary Maniscalco-Theberge ('78) is the first female to hold the position of Chief of Surgery at Walter Reed Army Medical Center.

ABOUT NORFOLK / HAMPTON ROADS AREA

- The Hampton Roads area is comprised of seven cities and has a combined population of approximately 1.5 million, making it the 27th largest metropolitan area in the United States.
- Virginia Beach is the world's largest resort city and largest populated city in Virginia.
- Virginia Beach has the longest stretch of beach in the World (approx. 27 miles) and has more hotels than any other city its size.
- Norfolk, 1998 Best Big City in the South by Money Magazine, is home to the world's largest Naval installation.
- Norfolk is home to the Norfolk Tides, the Baltimore Orioles AAA affiliate and resides in Norfolk's 12,000 seat Harbor Park in downtown Norfolk.

ODU SETS SCHOOL ATTENDANCE MARK

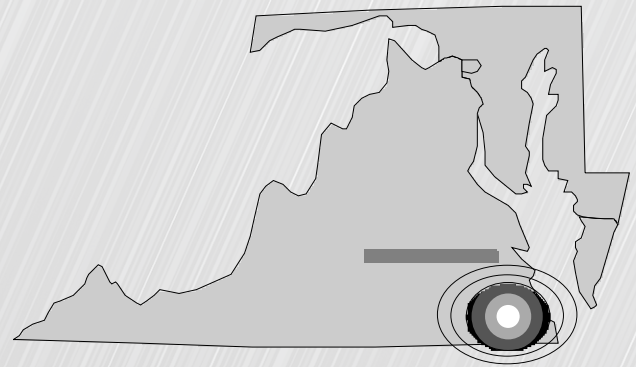
SEASON TICKETS SOLD OUT

For its 2011-12 season, ODU has sold out of its 5,000 season tickets for the lower bowl of the Constant Center.

During the 2010-11 season, ODU sold out five home games and nine were crowds of over 8,000 to bring the season attendance average to 7,745 breaking the previous mark of 7,492 in the 1979-80 season.

TOP SIX ODU HOME ATTENDANCES

1.	2010-11	7,745
2.	1979-80	7,492
3.	1977-78	7,317
4.	1980-81	7,002
5.	2009-10	6,995
6.	2007-08	6,756



ODU ON NATIONAL TV

2011-12	Dec. 30	vs. Missouri	ESPNU
2010-11	Jan. 13	at Drexel	ESPNU
	Jan. 29	vs. Towson	ESPNU
	Feb. 12	at VCU	ESPN2
	Feb. 20	vs. Cleveland State	ESPN2
	Feb. 24	at JMU	ESPNU
Mar. 7	vs. VCU	ESPN	
2005-06	Reached the NIT semi-finals (ESPN2) Wisconsin - Fox College Sports - Paradise Jam Final ESPN2 - VCU, Marist, Hofstra (NIT), Michigan (NIT)		
1985-86	On ESPN 6 times and CBS once (vs. Duke in NCAA 2nd round)		

HISTORY

FIRST YEAR OF BASKETBALL: 1930-31

OVERALL ALL-TIME RECORD: 1219-843 (.591) (81 years)

FIRST YEAR OF DIV. I. BASKETBALL: 1976-77

DIVISION I ALL-TIME RECORD: 635-409 (.608) (34 yrs)

NO. YRS IN NCAA TRN/LAST: 11/ 2011, lost to #8 seed Butler, 60-58

NO. YRS IN NIT TRN/LAST: 10/ 2006 semi-finals, lost to Michigan, 66-43

RETURNING LETTERMEN: 6

HASSELL IN THE PROS

Former ODU standout and CAA Tournament MVP Frank Hassell who helped lead the Monarchs to two straight CAA titles, two NCAA appearances and the 2009 CIT Championship currently on the Canton Charge roster of the NBA Developmental League. Hassell played for the San Antonio Spurs during pre-season but was Waived on Dec. 24, 2011. Hassell appeared in two pre-season games, averaging 2.0 points and 1.5 rebounds in 10.0 minutes. The 6-9 Hassell completed his career at ODU as the school's 28th all-time scorer with 1,282 career points, 10th all-time rebounder with 909 and second all-time leader in career games played with 138. Last season, Hassell led ODU in scoring at 15.1, in rebounding, 9.4 and field goal percentage at .560. He had 15 double-doubles which is the eighth best all-time for a single season.



2011-12 BOX SCORES

January 11, 2012 Bob Carpenter Center * Newark, DE	January 14, 2012 Constant Center * Norfolk, VA																																																																																																																																																																																																																																																									
OLD DOMINION 68 DELAWARE 66		OLD DOMINION 69 HOFSTRA 61																																																																																																																																																																																																																																																								
OLD DOMINION <table style="width: 100%; border-collapse: collapse;"> <thead> <tr> <th></th> <th>MIN</th> <th>FG M-A</th> <th>FT M-A</th> <th>Reb</th> <th>A</th> <th>TP</th> </tr> </thead> <tbody> <tr><td>Wright</td><td>19</td><td>0-4</td><td>0-0</td><td>2</td><td>1</td><td>0</td></tr> <tr><td>Ross</td><td>29</td><td>6-10</td><td>1-2</td><td>4</td><td>1</td><td>14</td></tr> <tr><td>Hill</td><td>37</td><td>2-9</td><td>0-0</td><td>5</td><td>2</td><td>5</td></tr> <tr><td>De Lancey</td><td>22</td><td>0-3</td><td>0-0</td><td>5</td><td>3</td><td>0</td></tr> <tr><td>Bazemore</td><td>39</td><td>10-21</td><td>4-6</td><td>12</td><td>3</td><td>27</td></tr> <tr><td>Pimentel</td><td>9</td><td>3-5</td><td>0-2</td><td>2</td><td>0</td><td>6</td></tr> <tr><td>Batten</td><td>7</td><td>0-2</td><td>0-0</td><td>0</td><td>0</td><td>0</td></tr> <tr><td>Key</td><td>2</td><td>0-0</td><td>0-2</td><td>1</td><td>0</td><td>0</td></tr> <tr><td>Iliadis</td><td>29</td><td>1-10</td><td>0-0</td><td>6</td><td>3</td><td>2</td></tr> <tr><td>Cooper</td><td>32</td><td>6-13</td><td>2-2</td><td>10</td><td>1</td><td>14</td></tr> <tr><td>Team</td><td></td><td></td><td></td><td>4</td><td></td><td></td></tr> <tr><td>Totals</td><td>225</td><td>28-77</td><td>7-14</td><td>51</td><td>14</td><td>68</td></tr> </tbody> </table> <p style="font-size: small; margin-top: 5px;">Percentages: FG- .364 FT- .500 3FG- .385 (Ross 1-1, Bazemore 3-5, Hill 1-4, Iliadis 0-3) Turnovers- 10 (Wright 2, Ross 2, Hill 2, DeLancey 2, Bazemore 1, Iliadis 1, Cooper 1) Steals- 8 (Hill 3, Iliadis 2, Cooper 2, Bazemore 1) Blocks- 5 (Hill 2, Ross 1, Bazemore 1, Cooper 1)</p>		MIN	FG M-A	FT M-A	Reb	A	TP	Wright	19	0-4	0-0	2	1	0	Ross	29	6-10	1-2	4	1	14	Hill	37	2-9	0-0	5	2	5	De Lancey	22	0-3	0-0	5	3	0	Bazemore	39	10-21	4-6	12	3	27	Pimentel	9	3-5	0-2	2	0	6	Batten	7	0-2	0-0	0	0	0	Key	2	0-0	0-2	1	0	0	Iliadis	29	1-10	0-0	6	3	2	Cooper	32	6-13	2-2	10	1	14	Team				4			Totals	225	28-77	7-14	51	14	68	HOFSTRA <table style="width: 100%; border-collapse: collapse;"> <thead> <tr> <th></th> <th>MIN</th> <th>FG M-A</th> <th>FT M-A</th> <th>Reb</th> <th>A</th> <th>TP</th> </tr> </thead> <tbody> <tr><td>Imes</td><td>35</td><td>2-9</td><td>2-2</td><td>10</td><td>2</td><td>6</td></tr> <tr><td>Nwaukoni</td><td>29</td><td>1-2</td><td>5-6</td><td>8</td><td>0</td><td>7</td></tr> <tr><td>Lester</td><td>5-16</td><td>3-6</td><td>0</td><td>3</td><td>3</td><td>0</td></tr> <tr><td>McMillan</td><td>28</td><td>3-4</td><td>3-4</td><td>6</td><td>4</td><td>9</td></tr> <tr><td>Moore</td><td>39</td><td>7-18</td><td>5-5</td><td>4</td><td>4</td><td>21</td></tr> <tr><td>Mejia</td><td>13</td><td>0-2</td><td>0-0</td><td>0</td><td>1</td><td>0</td></tr> <tr><td>McLendon</td><td>3</td><td>0-1</td><td>0-0</td><td>0</td><td>1</td><td>0</td></tr> <tr><td>Kone</td><td>15</td><td>1-1</td><td>0-0</td><td>1</td><td>0</td><td>2</td></tr> <tr><td>Team</td><td></td><td></td><td></td><td>6</td><td></td><td></td></tr> <tr><td>Totals</td><td>200</td><td>19-53</td><td>18-21</td><td>37</td><td>12</td><td>61</td></tr> </tbody> </table> <p style="font-size: small; margin-top: 5px;">Percentages: FG- .358 FT- .857 3FG- .357 (Lester 3-6, Moore 2-7, McLendon 0-1) Turnovers- 20 (Mejia 4, Lester 3, McMillan 3, Moore 3, Imes 2, Nwaukoni 2, McLendon 2, TM 1) Steals- 9 (Moore 3, Imes 2, McMillan 2, Mejia 2) Blocks- 1 (Lester 1)</p>		MIN	FG M-A	FT M-A	Reb	A	TP	Imes	35	2-9	2-2	10	2	6	Nwaukoni	29	1-2	5-6	8	0	7	Lester	5-16	3-6	0	3	3	0	McMillan	28	3-4	3-4	6	4	9	Moore	39	7-18	5-5	4	4	21	Mejia	13	0-2	0-0	0	1	0	McLendon	3	0-1	0-0	0	1	0	Kone	15	1-1	0-0	1	0	2	Team				6			Totals	200	19-53	18-21	37	12	61																																																																																	
	MIN	FG M-A	FT M-A	Reb	A	TP																																																																																																																																																																																																																																																				
Wright	19	0-4	0-0	2	1	0																																																																																																																																																																																																																																																				
Ross	29	6-10	1-2	4	1	14																																																																																																																																																																																																																																																				
Hill	37	2-9	0-0	5	2	5																																																																																																																																																																																																																																																				
De Lancey	22	0-3	0-0	5	3	0																																																																																																																																																																																																																																																				
Bazemore	39	10-21	4-6	12	3	27																																																																																																																																																																																																																																																				
Pimentel	9	3-5	0-2	2	0	6																																																																																																																																																																																																																																																				
Batten	7	0-2	0-0	0	0	0																																																																																																																																																																																																																																																				
Key	2	0-0	0-2	1	0	0																																																																																																																																																																																																																																																				
Iliadis	29	1-10	0-0	6	3	2																																																																																																																																																																																																																																																				
Cooper	32	6-13	2-2	10	1	14																																																																																																																																																																																																																																																				
Team				4																																																																																																																																																																																																																																																						
Totals	225	28-77	7-14	51	14	68																																																																																																																																																																																																																																																				
	MIN	FG M-A	FT M-A	Reb	A	TP																																																																																																																																																																																																																																																				
Imes	35	2-9	2-2	10	2	6																																																																																																																																																																																																																																																				
Nwaukoni	29	1-2	5-6	8	0	7																																																																																																																																																																																																																																																				
Lester	5-16	3-6	0	3	3	0																																																																																																																																																																																																																																																				
McMillan	28	3-4	3-4	6	4	9																																																																																																																																																																																																																																																				
Moore	39	7-18	5-5	4	4	21																																																																																																																																																																																																																																																				
Mejia	13	0-2	0-0	0	1	0																																																																																																																																																																																																																																																				
McLendon	3	0-1	0-0	0	1	0																																																																																																																																																																																																																																																				
Kone	15	1-1	0-0	1	0	2																																																																																																																																																																																																																																																				
Team				6																																																																																																																																																																																																																																																						
Totals	200	19-53	18-21	37	12	61																																																																																																																																																																																																																																																				
DELAWARE <table style="width: 100%; border-collapse: collapse;"> <thead> <tr> <th></th> <th>Min</th> <th>FG M-A</th> <th>FT M-A</th> <th>Reb</th> <th>A</th> <th>TP</th> </tr> </thead> <tbody> <tr><td>Brinkley</td><td>35</td><td>5-7</td><td>6-8</td><td>11</td><td>1</td><td>16</td></tr> <tr><td>Hagins</td><td>30</td><td>0-4</td><td>0-0</td><td>8</td><td>2</td><td>0</td></tr> <tr><td>Lewis</td><td>38</td><td>3-5</td><td>0-2</td><td>1</td><td>2</td><td>6</td></tr> <tr><td>Saddler</td><td>35</td><td>6-17</td><td>3-3</td><td>2</td><td>0</td><td>16</td></tr> <tr><td>Anderson</td><td>44</td><td>6-13</td><td>2-2</td><td>4</td><td>1</td><td>17</td></tr> <tr><td>McNeil</td><td>21</td><td>0-2</td><td>2-2</td><td>5</td><td>0</td><td>2</td></tr> <tr><td>Threatt</td><td>18</td><td>2-4</td><td>2-6</td><td>2</td><td>2</td><td>7</td></tr> <tr><td>McCullar</td><td>4</td><td>1-2</td><td>0-0</td><td>1</td><td>0</td><td>2</td></tr> <tr><td>Team</td><td></td><td></td><td></td><td>3</td><td></td><td></td></tr> <tr><td>Totals</td><td>225</td><td>23-54</td><td>15-23</td><td>37</td><td>8</td><td>66</td></tr> </tbody> </table> <p style="font-size: small; margin-top: 5px;">Percentages: FG- .426 FT- .652 3FG- .294 (Threatt 1-1, Anderson 3-9, Saddler 1-7) Turnovers- 13 (Saddler 5, Brinkley 3, Hagins 2, Anderson 2, Lewis 1) Steals- 4 (Threatt 2, Hagins 1, Lewis 1) Blocks - 3 (Saddler 1, Anderson 1, McCullar 1)</p>		Min	FG M-A	FT M-A	Reb	A	TP	Brinkley	35	5-7	6-8	11	1	16	Hagins	30	0-4	0-0	8	2	0	Lewis	38	3-5	0-2	1	2	6	Saddler	35	6-17	3-3	2	0	16	Anderson	44	6-13	2-2	4	1	17	McNeil	21	0-2	2-2	5	0	2	Threatt	18	2-4	2-6	2	2	7	McCullar	4	1-2	0-0	1	0	2	Team				3			Totals	225	23-54	15-23	37	8	66	ODU 23 34 11 68 DELAWARE 33 24 9 66	HOFSTRA <table style="width: 100%; border-collapse: collapse;"> <thead> <tr> <th></th> <th>Min</th> <th>FG M-A</th> <th>FT M-A</th> <th>Reb</th> <th>A</th> <th>TP</th> </tr> </thead> <tbody> <tr><td>Wright</td><td>22</td><td>1-4</td><td>3-4</td><td>5</td><td>1</td><td>5</td></tr> <tr><td>Ross</td><td>21</td><td>1-4</td><td>0-0</td><td>5</td><td>0</td><td>2</td></tr> <tr><td>Hill</td><td>31</td><td>2-7</td><td>3-4</td><td>5</td><td>2</td><td>8</td></tr> <tr><td>De Lancey</td><td>22</td><td>2-6</td><td>2-2</td><td>2</td><td>2</td><td>6</td></tr> <tr><td>Bazemore</td><td>31</td><td>7-14</td><td>0-0</td><td>3</td><td>4</td><td>16</td></tr> <tr><td>Pimentel</td><td>7</td><td>0-0</td><td>0-0</td><td>0</td><td>0</td><td>0</td></tr> <tr><td>Batten</td><td>9</td><td>0-0</td><td>0-0</td><td>0</td><td>4</td><td>0</td></tr> <tr><td>Iliadis</td><td>26</td><td>8-13</td><td>1-4</td><td>2</td><td>3</td><td>19</td></tr> <tr><td>Cooper</td><td>31</td><td>4-6</td><td>5-7</td><td>8</td><td>0</td><td>13</td></tr> <tr><td>Team</td><td></td><td></td><td></td><td>2</td><td></td><td></td></tr> <tr><td>Totals</td><td>200</td><td>25-54</td><td>14-21</td><td>32</td><td>16</td><td>69</td></tr> </tbody> </table> <p style="font-size: small; margin-top: 5px;">Percentages: FG- .463 FT- .667 3FG- .357 (Iliadis 2-4, Bazemore 2-6, Hill 1-3, Ross 0-1) Turnovers- 14 (Ross 2, Hill 2, Bazemore 2, Batten 2, Iliadis 2, Wright 1, DeLancey 1, Pimentel 1, Cooper 1) Steals- 13 (Bazemore 3, Batten 3, Iliadis 3, Wright 2, Hill 1, DeLancey 1) Blocks - 7 (Wright 3, Cooper 2, Ross 1, Hill 1)</p>		Min	FG M-A	FT M-A	Reb	A	TP	Wright	22	1-4	3-4	5	1	5	Ross	21	1-4	0-0	5	0	2	Hill	31	2-7	3-4	5	2	8	De Lancey	22	2-6	2-2	2	2	6	Bazemore	31	7-14	0-0	3	4	16	Pimentel	7	0-0	0-0	0	0	0	Batten	9	0-0	0-0	0	4	0	Iliadis	26	8-13	1-4	2	3	19	Cooper	31	4-6	5-7	8	0	13	Team				2			Totals	200	25-54	14-21	32	16	69	OLD DOMINION <table style="width: 100%; border-collapse: collapse;"> <thead> <tr> <th></th> <th>Min</th> <th>FG M-A</th> <th>FT M-A</th> <th>Reb</th> <th>A</th> <th>TP</th> </tr> </thead> <tbody> <tr><td>Wright</td><td>22</td><td>1-4</td><td>3-4</td><td>5</td><td>1</td><td>5</td></tr> <tr><td>Ross</td><td>21</td><td>1-4</td><td>0-0</td><td>5</td><td>0</td><td>2</td></tr> <tr><td>Hill</td><td>31</td><td>2-7</td><td>3-4</td><td>5</td><td>2</td><td>8</td></tr> <tr><td>De Lancey</td><td>22</td><td>2-6</td><td>2-2</td><td>2</td><td>2</td><td>6</td></tr> <tr><td>Bazemore</td><td>31</td><td>7-14</td><td>0-0</td><td>3</td><td>4</td><td>16</td></tr> <tr><td>Pimentel</td><td>7</td><td>0-0</td><td>0-0</td><td>0</td><td>0</td><td>0</td></tr> <tr><td>Batten</td><td>9</td><td>0-0</td><td>0-0</td><td>0</td><td>4</td><td>0</td></tr> <tr><td>Iliadis</td><td>26</td><td>8-13</td><td>1-4</td><td>2</td><td>3</td><td>19</td></tr> <tr><td>Cooper</td><td>31</td><td>4-6</td><td>5-7</td><td>8</td><td>0</td><td>13</td></tr> <tr><td>Team</td><td></td><td></td><td></td><td>2</td><td></td><td></td></tr> <tr><td>Totals</td><td>200</td><td>25-54</td><td>14-21</td><td>32</td><td>16</td><td>69</td></tr> </tbody> </table> <p style="font-size: small; margin-top: 5px;">Percentages: FG- .463 FT- .667 3FG- .357 (Iliadis 2-4, Bazemore 2-6, Hill 1-3, Ross 0-1) Turnovers- 14 (Ross 2, Hill 2, Bazemore 2, Batten 2, Iliadis 2, Wright 1, DeLancey 1, Pimentel 1, Cooper 1) Steals- 13 (Bazemore 3, Batten 3, Iliadis 3, Wright 2, Hill 1, DeLancey 1) Blocks - 7 (Wright 3, Cooper 2, Ross 1, Hill 1)</p>		Min	FG M-A	FT M-A	Reb	A	TP	Wright	22	1-4	3-4	5	1	5	Ross	21	1-4	0-0	5	0	2	Hill	31	2-7	3-4	5	2	8	De Lancey	22	2-6	2-2	2	2	6	Bazemore	31	7-14	0-0	3	4	16	Pimentel	7	0-0	0-0	0	0	0	Batten	9	0-0	0-0	0	4	0	Iliadis	26	8-13	1-4	2	3	19	Cooper	31	4-6	5-7	8	0	13	Team				2			Totals	200	25-54	14-21	32	16	69		
	Min	FG M-A	FT M-A	Reb	A	TP																																																																																																																																																																																																																																																				
Brinkley	35	5-7	6-8	11	1	16																																																																																																																																																																																																																																																				
Hagins	30	0-4	0-0	8	2	0																																																																																																																																																																																																																																																				
Lewis	38	3-5	0-2	1	2	6																																																																																																																																																																																																																																																				
Saddler	35	6-17	3-3	2	0	16																																																																																																																																																																																																																																																				
Anderson	44	6-13	2-2	4	1	17																																																																																																																																																																																																																																																				
McNeil	21	0-2	2-2	5	0	2																																																																																																																																																																																																																																																				
Threatt	18	2-4	2-6	2	2	7																																																																																																																																																																																																																																																				
McCullar	4	1-2	0-0	1	0	2																																																																																																																																																																																																																																																				
Team				3																																																																																																																																																																																																																																																						
Totals	225	23-54	15-23	37	8	66																																																																																																																																																																																																																																																				
	Min	FG M-A	FT M-A	Reb	A	TP																																																																																																																																																																																																																																																				
Wright	22	1-4	3-4	5	1	5																																																																																																																																																																																																																																																				
Ross	21	1-4	0-0	5	0	2																																																																																																																																																																																																																																																				
Hill	31	2-7	3-4	5	2	8																																																																																																																																																																																																																																																				
De Lancey	22	2-6	2-2	2	2	6																																																																																																																																																																																																																																																				
Bazemore	31	7-14	0-0	3	4	16																																																																																																																																																																																																																																																				
Pimentel	7	0-0	0-0	0	0	0																																																																																																																																																																																																																																																				
Batten	9	0-0	0-0	0	4	0																																																																																																																																																																																																																																																				
Iliadis	26	8-13	1-4	2	3	19																																																																																																																																																																																																																																																				
Cooper	31	4-6	5-7	8	0	13																																																																																																																																																																																																																																																				
Team				2																																																																																																																																																																																																																																																						
Totals	200	25-54	14-21	32	16	69																																																																																																																																																																																																																																																				
	Min	FG M-A	FT M-A	Reb	A	TP																																																																																																																																																																																																																																																				
Wright	22	1-4	3-4	5	1	5																																																																																																																																																																																																																																																				
Ross	21	1-4	0-0	5	0	2																																																																																																																																																																																																																																																				
Hill	31	2-7	3-4	5	2	8																																																																																																																																																																																																																																																				
De Lancey	22	2-6	2-2	2	2	6																																																																																																																																																																																																																																																				
Bazemore	31	7-14	0-0	3	4	16																																																																																																																																																																																																																																																				
Pimentel	7	0-0	0-0	0	0	0																																																																																																																																																																																																																																																				
Batten	9	0-0	0-0	0	4	0																																																																																																																																																																																																																																																				
Iliadis	26	8-13	1-4	2	3	19																																																																																																																																																																																																																																																				
Cooper	31	4-6	5-7	8	0	13																																																																																																																																																																																																																																																				
Team				2																																																																																																																																																																																																																																																						
Totals	200	25-54	14-21	32	16	69																																																																																																																																																																																																																																																				
ATT: 1,911 Officials: Kelly, McCarthy, Tyburski	ATT: 7,235 Officials: Humes, Bostic, Nichols																																																																																																																																																																																																																																																									

OLD DOMINION MONARCHS
ODU Combined Team Statistics (as of Jan 14, 2012)
All games

RECORD:	OVERALL	HOME	AWAY	NEUTRAL
ALL GAMES	10-8	6-4	3-2	1-2
CONFERENCE	5-1	2-1	3-0	0-0
NON-CONFERENCE	5-7	4-3	0-2	1-2

#	Player	gp-gs	min	avg	Total		3-Point		F-Throw		Rebounds				pf	dq	a	to	blk	stl	pts	avg		
					fg-fga	fg%	3fg-fga	3fg%	ft-fa	ft%	off	def	tot	avg										
24	Bazemore, Kent	18-15	552	30.7	82-210	.390	29-94	.309	69-100	.690	23	73	96	5.3	53	2	57	55	7	43	262	14.6		
20	Cooper, Chris	18-11	541	30.1	73-167	.437	0-0	.000	47-86	.547	82	101	183	10.2	65	4	20	33	19	14	193	10.7		
15	Iliadis, Trian	18-10	546	30.3	55-154	.357	21-83	.253	19-33	.576	9	52	61	3.4	30	0	48	32	2	31	150	8.3		
04	Batten, Dimitri	18-8	378	21.0	52-121	.430	21-53	.396	16-24	.667	8	38	46	2.6	42	0	23	27	9	19	141	7.8		
01	Wright, Nick	15-13	411	27.4	35-103	.340	4-11	.364	42-66	.636	38	35	73	4.9	30	1	12	23	16	9	116	7.7		
12	Hill, Donte	9-7	232	25.8	22-59	.373	7-23	.304	12-18	.667	16	17	33	3.7	23	1	13	10	4	6	63	7.0		
23	Ross, Richard	9-7	193	21.4	22-41	.537	2-4	.500	5-13	.385	21	21	42	4.7	28	2	6	12	6	7	51	5.7		
22	De Lancey, Marquel	18-15	457	25.4	29-82	.354	3-14	.214	22-34	.647	13	31	44	2.4	29	1	41	31	0	17	83	4.6		
00	Pimentel, Jason	12-3	174	14.5	20-44	.455	0-0	.000	8-20	.400	20	23	43	3.6	18	0	3	14	0	7	48	4.0		
10	Key, Breon	16-0	124	7.8	11-31	.355	3-18	.167	12-20	.600	7	7	14	0.9	17	0	6	13	5	9	37	2.3		
40	Larsen, Anton	9-1	73	8.1	6-17	.353	1-4	.250	2-3	.667	3	5	8	0.9	8	0	2	4	2	1	15	1.7		
02	Rogers, Shquan	6-0	11	1.8	0-2	.000	0-1	.000	0-0	.000	1	2	3	0.5	1	0	0	1	0	0	0	0.0		
21	Mitchell, Nayquann	7-0	32	4.6	0-3	.000	0-2	.000	0-0	.000	3	4	7	1.0	2	0	1	2	0	0	0	0.0		
Team											34	19	53											
Total.....		18	3724		407-1034	.394	91-307	.296	254-417	.609	278	428	706	39.2	346	11	232	259	70	163	1159	64.4		
Opponents.....		18	3725		379-908	.417	107-319	.335	267-399	.669	171	440	611	33.9	359	-	206	296	74	141	1132	62.9		

TEAM STATISTICS	ODU	OPP	Date	Opponent	Score	Att.
SCORING	1159	1132	11-12-11	NORTHERN IOWA	L 46-63	7804
Points per game	64.4	62.9	11-14-11	LIU	W 77-69	6624
Scoring margin	+1.5	-	11-16-11	HOWARD	W 53-43	7358
FIELD GOALS-ATT	407-1034	379-908	11/19/11	vs SOUTH FLORIDA	Wot 68-66	4755
Field goal pct	.394	.417	11/20/11	vs #2 KENTUCKY	L 52-62	4128
3 POINT FG-ATT	91-307	107-319	11-23-11	VERMONT	Lot 63-65	6902
3-point FG pct	.296	.335	11-29-11	EAST CAROLINA	W 63-58	7295
3-pt FG made per game	5.1	5.9	* 12/3/11	at Northeastern	W 69-59	1347
FREE THROWS-ATT	254-417	267-399	12/09/11	vs Fairfield	L 51-59	4412
Free throw pct	.609	.669	12/17/11	at UCF	L 53-61	4621
F-Throws made per game	14.1	14.8	12/20/11	at RICHMOND	Lot 82-90	6239
REBOUNDS	706	611	12-22-11	VMI	W 81-73	7886
Rebounds per game	39.2	33.9	12-30-11	#8 MISSOURI	L 68-75	8460
Rebounding margin	+5.3	-	* 01/02/12	at James Madison	Wot 67-61	3815
ASSISTS	232	206	* 1-5-12	MASON	L 54-63	7783
Assists per game	12.9	11.4	* 1-7-12	TOWSON	W 75-38	7048
TURNOVERS	259	296	* 1/11/12	at Delaware	Wot 68-66	1911
Turnovers per game	14.4	16.4	* 1-14-12	HOFSTRA	W 69-61	7235
Turnover margin	+2.1	-	* - Conference game			
Assist/turnover ratio	0.9	0.7				
STEALS	163	141				
Steals per game	9.1	7.8				
BLOCKS	70	74				
Blocks per game	3.9	4.1				
ATTENDANCE	74395	31228				
Home games-Avg/Game	10-7440	5-3587				
Neutral site-Avg/Game	-	3-4432				

Score by Periods	1st	2nd	OT	Totals
ODU	519	597	43	1159
Opponents	544	545	43	1132

OLD DOMINION MONARCHS
ODU Combined Team Statistics (as of Jan 14, 2012)
Conference games

RECORD:	OVERALL	HOME	AWAY	NEUTRAL
ALL GAMES	5-1	2-1	3-0	0-0
CONFERENCE	5-1	2-1	3-0	0-0
NON-CONFERENCE	0-0	0-0	0-0	0-0

#	Player	gp-gs	min	avg	Total		3-Point		F-Throw		Rebounds				pf	dq	a	to	blk	stl	pts	avg		
					fg-fga	fg%	3fg-fga	3fg%	ft-fa	ft%	off	def	tot	avg										
24	Bazemore, Kent	6-6	202	33.7	37-81	.457	14-31	.452	21-33	.636	12	29	41	6.8	15	0	27	17	1	15	109	18.2		
20	Cooper, Chris	6-1	185	30.8	26-65	.400	0-0	.000	19-34	.559	32	35	67	11.2	21	0	4	6	5	6	71	11.8		
15	Iliadis, Trian	6-1	175	29.2	19-55	.345	8-29	.276	8-13	.615	5	17	22	3.7	9	0	22	10	0	13	54	9.0		
12	Hill, Donte	5-5	149	29.8	14-35	.400	5-14	.357	3-4	.750	7	11	18	3.6	8	0	10	7	4	5	36	7.2		
01	Wright, Nick	6-6	142	23.7	9-37	.243	1-4	.250	19-27	.704	12	7	19	3.2	8	0	4	10	6	4	38	6.3		
23	Ross, Richard	5-5	116	23.2	12-25	.480	2-3	.667	4-10	.400	12	15	27	5.4	13	0	3	7	4	6	30	6.0		
00	Pimentel, Jason	4-0	41	10.3	9-15	.600	0-0	.000	1-5	.200	4	5	9	2.3	5	0	0	3	0	1	19	4.8		
22	De Lancey, Marquel	6-5	116	19.3	6-17	.353	1-3	.333	8-11	.727	4	13	17	2.8	4	0	15	4	0	5	21	3.5		
04	Batten, Dimitri	6-1	85	14.2	8-21	.381	4-9	.444	0-0	.000	1	4	5	0.8	10	0	8	10	2	10	20	3.3		
40	Larsen, Anton	2-0	15	7.5	0-2	.000	0-1	.000	2-2	1.000	1	0	1	0.5	1	0	0	0	0	0	2	1.0		
10	Key, Breon	5-0	22	4.4	1-5	.200	0-4	.000	0-2	.000	2	1	3	0.6	5	0	2	3	0	0	2	0.4		
02	Rogers, Shquan	1-0	2	2.0	0-1	.000	0-0	.000	0-0	.000	1	0	1	1.0	1	0	0	0	0	0	0	0.0		
Team											13	8	21											
Total.....		6	1250		141-359	.393	35-98	.357	85-141	.603	106	145	251	41.8	100	0	95	78	22	65	402	67.0		
Opponents.....		6	1250		119-305	.390	28-99	.283	82-115	.713	57	141	198	33.0	116	-	59	98	20	41	348	58.0		

TEAM STATISTICS	ODU	OPP	Date	Opponent	Score	Att.
SCORING	402	348	* 12/3/11	at Northeastern	W 69-59	1347
Points per game	67.0	58.0	* 01/02/12	at James Madison	Wot 67-61	3815
Scoring margin	+9.0	-	* 1-5-12	MASON	L 54-63	7783
FIELD GOALS-ATT	141-359	119-305	* 1-7-12	TOWSON	W 75-38	7048
Field goal pct	.393	.390	* 1/11/12	at Delaware	Wot 68-66	1911
3 POINT FG-ATT	35-98	28-99	* 1-14-12	HOFSTRA	W 69-61	7235
3-point FG pct	.357	.283	* - Conference game			
3-pt FG made per game	5.8	4.7				
FREE THROWS-ATT	85-141	82-115				
Free throw pct	.603	.713				
F-Throws made per game	14.2	13.7				
REBOUNDS	251	198				
Rebounds per game	41.8	33.0				
Rebounding margin	+8.8	-				
ASSISTS	95	59				
Assists per game	15.8	9.8				
TURNOVERS	78	98				
Turnovers per game	13.0	16.3				
Turnover margin	+3.3	-				
Assist/turnoverratio	1.2	0.6				
STEALS	65	41				
Steals per game	10.8	6.8				
BLOCKS	22	20				
Blocks per game	3.7	3.3				
ATTENDANCE	22066	7073				
Home games-Avg/Game	3-7355	3-2358				
Neutral site-Avg/Game	-	0-0				

Score by Periods	1st	2nd	OT	Totals
ODU	181	196	25	402
Opponents	183	148	17	348

OLD DOMINION MONARCHS
ODU Points-Rebounds-Assists (as of Jan 14, 2012)
All games

Opponent	Date	Score		00	01	02	04	10	12	15
				PIMENTEL,J	WRIGHT,NIC	ROGERS,SHQ	BATTEN,DIM	KEY,BREON	HILL,DONTE	ILIADIS,TR
NORTHERN IOWA	11-12-11	46-63	L	8-6-0	DNP	0-0-0	6-3-1	3-3-0	DNP	8-1-2
LIU	11-14-11	77-69	w	6-10-0	DNP	DNP	16-3-3	10-1-1	DNP	5-4-2
HOWARD	11-16-11	53-43	w	4-5-2	DNP	0-2-0	9-2-2	5-2-2	DNP	7-9-3
vs SOUTH FLORIDA	11/19/11	68-66	w	0-5-0	5-3-0	DNP	12-1-1	3-2-0	DNP	8-2-4
vs #2 KENTUCKY	11/20/11	52-62	L	0-1-0	9-6-1	0-0-0	2-2-0	3-0-0	DNP	11-3-1
VERMONT	11-23-11	63-65	L	5-3-0	24-10-1	0-0-0	6-4-0	3-1-0	DNP	4-3-4
EAST CAROLINA	11-29-11	63-58	w	6-4-1	12-7-2	DNP	18-9-0	1-0-0	DNP	7-5-5
at Northeastern	12/3/11	69-59	w	5-3-0	13-3-1	0-1-0	6-2-1	0-0-0	DNP	7-2-5
vs Fairfield	12/09/11	51-59	L	0-0-0	10-8-0	DNP	9-2-5	7-2-1	DNP	7-5-2
at UCF	12/17/11	53-61	L	DNP	4-5-0	DNP	12-5-0	DNP	6-3-0	0-1-2
at RICHMOND	12/20/11	82-90	L	DNP	2-4-0	DNP	13-3-0	0-0-0	2-1-1	9-0-0
VMI	12-22-11	81-73	w	DNP	6-6-3	0-0-0	11-4-2	0-0-0	11-9-1	15-2-0
#8MISSOURI	12-30-11	68-75	L	DNP	6-5-1	DNP	7-3-1	0-0-0	8-2-1	15-4-1
at James Madison	01/02/12	67-61	w	DNP	10-3-0	DNP	3-0-0	0-0-0	6-4-1	22-7-3
MASON	1-5-12	54-63	L	DNP	2-5-0	DNP	0-2-1	0-0-0	10-3-2	2-2-4
TOWSON	1-7-12	75-38	w	8-4-0	8-1-1	DNP	11-1-2	2-2-2	7-1-3	2-3-4
at Delaware	1/11/12	68-66	w	6-2-0	0-2-1	DNP	0-0-0	0-1-0	5-5-2	2-6-3
HOFSTRA	1-14-12	69-61	w	0-0-0	5-5-1	DNP	0-0-4	DNP	8-5-2	19-2-3

Opponent	Date	Score		20	21	22	23	24	40
				COOPER,CHR	MITCHELL,N	DE LANCEY,	ROSS,RICHA	BAZEMORE,K	LARSEN,ANT
NORTHERN IOWA	11-12-11	46-63	L	2-9-1	0-2-0	2-1-4	DNP	17-4-1	0-0-0
LIU	11-14-11	77-69	w	10-11-4	0-1-0	13-3-3	DNP	8-1-5	9-4-1
HOWARD	11-16-11	53-43	w	13-10-2	0-1-0	11-2-0	DNP	0-1-2	4-2-1
vs SOUTH FLORIDA	11/19/11	68-66	w	10-4-1	DNP	7-2-2	DNP	23-9-0	0-0-0
vs #2 KENTUCKY	11/20/11	52-62	L	17-12-2	DNP	0-3-2	DNP	10-4-2	0-0-0
VERMONT	11-23-11	63-65	L	7-8-0	DNP	0-1-3	DNP	14-5-3	0-1-0
EAST CAROLINA	11-29-11	63-58	w	12-11-0	DNP	2-2-2	DNP	5-2-4	DNP
at Northeastern	12/3/11	69-59	w	17-12-1	DNP	0-1-1	DNP	21-8-3	0-0-0
vs Fairfield	12/09/11	51-59	L	10-11-0	0-2-0	2-2-0	DNP	6-5-0	DNP
at UCF	12/17/11	53-61	L	0-10-2	0-1-1	9-4-3	6-2-1	16-3-2	0-0-0
at RICHMOND	12/20/11	82-90	L	21-7-1	0-0-0	9-2-2	6-8-1	20-8-3	DNP
VMI	12-22-11	81-73	w	10-12-1	0-0-0	5-1-2	5-4-1	18-8-3	DNP
#8MISSOURI	12-30-11	68-75	L	10-11-2	DNP	2-4-3	4-1-0	16-5-5	DNP
at James Madison	01/02/12	67-61	w	12-16-1	DNP	0-1-1	0-8-1	14-7-8	DNP
MASON	1-5-12	54-63	L	9-14-1	DNP	9-5-2	5-6-1	17-6-4	DNP
TOWSON	1-7-12	75-38	w	6-7-0	DNP	6-3-6	9-4-0	14-5-5	2-1-0
at Delaware	1/11/12	68-66	w	14-10-1	DNP	0-5-3	14-4-1	27-12-3	DNP
HOFSTRA	1-14-12	69-61	w	13-8-0	DNP	6-2-2	2-5-0	16-3-4	DNP